WOMEN

100 Metres — Helsinki 1983

Final (Aug 8) (-0.5)

1,	Marlies Göhr	GDR	10.97
2,	Marita Koch	GDR	11.02
3,	Diane Williams	USA	11.06
4,	Merlene Ottey	JAM	11.19
5,	Angela Bailey	CAN	11.20
6,	Helinä Marjamaa	FIN	11.24
7,	Angella Taylor	CAN	11.30
	Evelyn Ashford	USA	DNF

One of the most eagerly awaited women's clashes in Helsinki ended shockingly when Evelyn Ashford tore her right hamstring halfway through the final.

Both Marlies Göhr (10.81) and Ashford (10.79) had set world records in 1983, so it was a surprise to see them drawn together in the same second-round heat. The American won the race, but was seen limping after the finish. Nevertheless, she returned to win her semi in 10.99, the first sub-11 clocking ever at a major championships.

Göhr also won her semi impressively, but it was another GDR athlete, Koch, who got the best start in the final. The world 400m record holder was ahead with Göhr when Ashford's injury occurred. The American had a moderate start, but was closing quickly on the GDR pair before suddenly hopping into the air. Göhr went on to win from Koch, while Williams's bronze provided some consolation for the USA.

"I am very disappointed," said Ashford, "but I'll be back next year. I have a few scores to settle."

First round (First 3 & 11 fastest to semi-finals) (Aug 7)
Heat 1: (1.1) 1, Antonova 11.26; 2, Göhr 11.34; 3, Garcia 11.57; 4, Hodges 11.58; 5, Soborová 11.80; 6, Mary Mensah GHA 12.26; 7, Rose King IVB 12.87
Heat 2: (0.9) 1, Koch 11.24; 2, Bailey 11.31; 3, Bacoul 11.38; 4, Rasmussen 11.42; 5, Hirsch 11.73; 6, Félicité Bada BEN 13.15; Ruth Mesade Enang CMR DNS
Heat 3: (1.2) 1, Williams 11.23; 2, Marjamaa 11.47; 3, Callender 11.65; 4, Ubah 11.67; 5, Esther Hope TRI 12.19; 6, June Caddle BAR 12.56; 7, Judith Nimpaye BDI 14.65
Heat 4: (0.9) 1, Ashford 11.15; 2, Romanova 11.54; 3, Davis 11.56; 4, Vader 11.58; 5, Möller 11.62; 6, Amie Ndow GAM 12.63; Semra Aksu TUR DNS
Heat 5: (1.6) 1, Ottey 11.30; 2, Nuneva 11.43; 3, Oakes 11.60; 4, Loval 11.71; 5, Walapa Tangjitnusorn THA 12.26; 6, Mo Myong-Hee KOR 12.26; 7, Marisol García NCA 12.99
Heat 6: (0.3) 1, Taylor 11.45; 2, Thomas 11.54; 3, Georgieva 11.58; 4, Ruperta Charles ANT 12.18; 5, Evelyne Farrel AHO 12.19; 6, Carmela Bolívar PER 12.31; 7, Pushpa Bhatta NEP 13.89
Heat 7: (2.1) 1, Brown 11.26w; 2, Gladisch 11.28; 3, Bily 11.53; 4, Cuthbert 11.58; 5, De Vega 11.74; 6, Shen 11.85; 7, Koumba Kante GUI 13.37
Second round (First 4 to semi-finals) (Aug 7)
Heat 1: (0.8) 1, Nuneva 11.20; 2, Taylor 11.24; 3, Brown 11.30; 4, Antonova 11.32; 5, Els Vader NED 11.56; 6, Lelieth Hodges JAM 11.63; 7, Marie-France Loval FRA 11.79; 8, Monika Hirsch FRG 11.91
Heat 2: (-0.6) 1, Koch 11.25; 2, Ottey 11.33; 3, Marjamaa 11.34; 4, Georgieva 11.43; 5, Beverley Callender GBR 11.48; 6, Esmeralda Garcia BRA 11.64; 7, Dorthe A Rasmussen DEN 11.67; 8, Lydia de Vega PHI 11.90
Heat 3: (-0.2) 1, Williams 11.25; 2, Gladisch 11.36; 3, Bacoul 11.42; 4, Thomas 11.48; 5, Rufina Ubah NGR 11.60; 6, Pauline Davis BAH 11.62; 7, Juliet Cuthbert JAM 11.67; 8, Radislava Soborová TCH 11.90
Heat 4: (-0.2) 1, Ashford 11.11; 2, Göhr 11.16; 3, Bailey 11.36; 4, Oakes 11.57; 5, Marina Romanova URS 11.61; 6, Lena Möller SWE 11.75; 7, Laurence Bily FRA 11.76; 8, Shen Shu-Foog TPE 12.17
Semi-finals (First 4 to final) (Aug 8)
Heat 1: (-0.5) 1, Göhr 11.05; 2, Bailey 11.18; 3, Williams 11.21; 4, Marjamaa 11.29; 5, Silke Gladisch GDR 11.30; 6, Aneliya Nuneva BUL 11.31; 7, Alice Brown USA 11.33; 8, Shirley Thomas GBR 11.53
Heat 2: (-0.6) 1, Ashford 10.99; 2, Koch 11.08; 3, Taylor 11.22; 4, Ottey 11.26; 5, Olga Antonova URS 11.30; 6, Nadezhda Georgieva BUL 11.36; 7, Heather Oakes GBR 11.50; 8, Rose-Aimée Bacoul FRA 11.59

Rome 1987

Final (Aug 30) (-0.5)

				Reactions
1,	Silke Gladisch	GDR	10.90	0.141
2,	Heike Drechsler	GDR	11.00	0.210
3,	Merlene Ottey	JAM	11.04	0.172
4,	Diane Williams	USA	11.07	0.240
5,	Aneliya Nuneva	BUL	11.09	0.169
6,	Angela Bailey	CAN	11.18	0.191
7,	Pam Marshall	USA	11.19	0.242
	Angella Issajenko	CAN	DQ (11.09)	0.203

The semi-finals indicated that the GDR were likely to repeat their Helsinki success. Gladisch won the first race in a windy 10.82, while the other went to Drechsler in a legal championship record of 10.95. The standard was fierce, with clockings of 11.07w and 11.15 insufficient for a place in the final. Defending Champion Göhr was among the non-qualifiers.

Following the exploits of Ben Johnson in the men's 100m final 20 minutes earlier, there were hopes of a record in the women's race. These were blighted by a change in direction of the wind.

Gladisch dominated the final from start to finish. At halfway she led with 6.07 from Nuneva (6.10), Ottey and Issajenko (both 6.12). At this point Drechsler – who was clearly last out of the blocks – was sixth (6.18), but she produced the best finish to claim the silver.

Issajenko was disqualified following her 1989 admission of a doping violation at the time of the World Championships. She originally placed fifth.

First round (First 4 & 4 fastest to second round) (Aug 29)
Heat 1: (2.3) 1, Drechsler 11.02w; 2, Georgieva 11.27; 3, Slyusar 11.34; 4, Masullo 11.71; 5, Bada 12.22; 6, Alyson Caulker SLE 12.33; 7, Sara Rossini SMR 12.86; 8, Erin Tierney COK 13.12
Heat 2: (1.3) 1, Ottey 11.26; 2, Bily 11.32; 3, Pomoshchnikova 11.39; 4, Holden 11.53; 5, dos Santos 11.82; 6, Rosanna Browne AIA 12.80; 7, Lorraine Nanton MNT 13.30; 8, Moutwakil Abdelkarim SUD 14.07
Heat 3: (1.0) 1, Brown 11.42; 2, Bailey 11.52; 3, Jacobs 11.77; 4, Philippe 11.92; 5, Ramani Mangalika SRI 12.34; 6, Sherlete Barrow BIZ 13.21; 7, Denise Ephraim NRU 13.69; Fydia Inamohoro BDI DNS
Heat 4: (-0.6) 1, Nuneva 11.37; 2, Zolotaryova 11.52; 3, Allen 11.57; 4, Davis 11.59; 5, Diaz 12.00; 6, Lea Haba GUI 12.78; Aminata Diarra MLI DNS; Iammo Launa PNG DNS
Heat 5: (0.2) 1, Sarvari 11.37; 2, Gladisch 11.42; 3, Marshall 11.44; 4, Phipps 11.62; 5, Yi Ng Ka HKG 12.26; 6, Bud Nurani INA 12.34; 7, Intisar Sudani JOR 12.91; Faouzia Djaffar COM DNS
Heat 6: (0.7) 1, Cooman 11.18; 2, Demireva 11.61; 3, Ongolo 11.89; 4, Marie-Ange Wirtz SEY 12.64; 5, Judith Robinson TKS 13.15; 6, Abla Comlan TOG 13.21; Issajenko DQ (11.42); Tina Iheagwam NGR DNS
Heat 7: (-0.6) 1, Williams 11.22; 2, Göhr 11.47; 3, Dunn 11.52; 4, Verbruggen 11.62; 5, Caicedo 11.88; 6, Judith Missengné CGO 12.84; 7, Martha Soraima AHO 12.87; 8, Jyhan Hassan-Didi MDV 15.05
Second round (First 3 & 4 fastest to semi-finals) (Aug 29)
Heat 1: (-0.3) 1, Drechsler 11.08; 2, Nuneva 11.29; 3, Sarvari 11.32; 4, Olga Zolotaryova URS 11.59; 5, Angela Phipps CAN 11.67; 6, Diane Holden AUS 11.68; 7, Ingrid Verbruggen BEL 11.78; Félicité Bada BEN DNS
Heat 2: (1.6) 1, Cooman 11.14; 2, Marshall 11.21; 3, Slyusar 11.39; 4, Dunn 11.47; 5, Marisa Masullo ITA 11.62; 6, Françoise Philippe FRA 11.63; 7, Sheila dos Santos BRA 11.76; Issajenko DQ (10.99)
Heat 3: (-1.6) 1, Williams 11.21; 2, Bailey 11.31; 3, Pomoshchnikova 11.33; 4, Göhr 11.40; 5, Laurence Bily FRA 11.49; 6, Valya Demireva BUL 11.73; 7, Simmone Jacobs GBR 11.83; 8, Yolanda Díaz ESP 12.05
Heat 4: (-1.1) 1, Ottey 11.27; 2, Gladisch 11.29; 3, Brown 11.34; 4, Georgieva 11.47; 5, Lilliana Allen CUB 11.60; 6, Pauline Davis BAH 11.64; 7, Amparo Caicedo COL 12.08; 8, Gisèle Ongolo GAB 12.21
Semi-finals (First 4 to final) (Aug 30)
Heat 1: (2.2) 1, Gladisch 10.82w; 2, Ottey 10.89; 3, Marshall 11.06; 4, Alice Brown USA 11.07; 5, Nadezhda Georgieva BUL 11.10; 6, Ulrike Sarvari FRG 11.15; 7, Irina Slyusar URS 11.44; Issajenko DQ (10.99)
Heat 2: (0.7) 1, Drechsler 10.95; 2, Nuneva 11.01; 3, Williams 11.07; 4, Bailey 11.07; 5, Natalya Pomoshchnikova URS 11.15; 6, Nelli Cooman NED 11.21; 7, Marlies Göhr GDR 11.33; 8, Paula Dunn GBR 11.59

Tokyo 1991

Final (Aug 27) (-3.0)

1,	Katrin Krabbe	GER	10.99	0.157
2,	Gwen Torrence	USA	11.03	0.152
3,	Merlene Ottey	JAM	11.06	0.196
4,	Irina Privalova	URS	11.16	0.206
5,	Evelyn Ashford	USA	11.30	0.202
6,	Juliet Cuthbert	JAM	11.33	0.180
7,	Mary Onyali	NGR	11.39	0.201
8,	Carlette Guidry	USA	11.52	0.202

Merlene Ottey, unbeaten in 56 finals since Rome 1987, consolidated

her status as favourite with a 10.78w semi-final. The other semi was won in a legal 10.94 by the European Champion Krabbe, who was suddenly producing her best form of the season.

In the final, Krabbe got an excellent start and edged into a clear lead. Ottey was away poorly. At halfway it was Krabbe on 6.07 from Torrence (6.16) and Ottey (6.17). The tall German was never threatened. Ottey drew level with Torrence but the American responded in the last 20m to clinch the silver.

After the finish, the runners all looked up to the giant scoreboard. It wasn't until she saw the replay that Krabbe realised she had won the unified Germany's first world title. She jumped in the air and set off on a victory lap.

There was a great deal of sympathy for Ottey, who appeared to be rolling backwards in her blocks when the gun fired. She concluded "my race was just terrible. I had a bad start and I tightened up at the end."

The winning time was the fastest ever into a wind as strong as 3.0 metres per second.

First round (First 3 & 8 fastest to second round) (Aug 26)
Heat 1: (0.1) 1, Guidry 11.21; 2, Kinch 11.50; 3, Piña 11.71; 4, Jatamsuren Otgonchineg MGL 12.26; 5, Jane Thondojee MRI 12.36; 6, Tili Fata SAM 13.31; Slyusar DQ (11.32)
Heat 2: (1.8) 1, Privalova 11.14; 2, Hanhijoki 11.24; 3, Johnson 11.26; 4, Castro 11.55; 5, Rosanna Browne AIA 12.04; 6, Jabou Jawo GAM 12.42; 7, Faouzia Djaffar COM 14.69
Heat 3: (-0.8) 1, Ashford 11.16; 2, Cuthbert 11.22; 3, Tian 11.55; 4, Richter 11.64; 5, Mariama Ouiminga BUR 12.26; 6, Joy-Ann Eli BAR 12.42; 7, Sherlete Barrow BIZ 12.66; 8, Mpoka Mokosi COD 12.99
Heat 4: (-0.8) 1, McDonald 11.45; 2, Bily 11.51; 3, Philipp 11.72; 4, Wang 11.77; 5, My Linh Truong Hoang VIE 12.02; 6, Gisèle Ongolo GAB 12.32; 7, Denise Ouabangui CAF 12.69; 8, Erin Tierney COK 13.45
Heat 5: (-0.1) 1, Krabbe 11.23; 2, Utondu 11.51; 3, Douglas 11.66; 4, Govindasamy 11.80; 5, Gailey Dube ZIM 12.25; 6, Deirdre Caruana MLT 12.71; 7, Lusia Puleanga TGA 13.21
Heat 6: (1.0) 1, Onyali 11.27; 2, Davis 11.32; 3, Thomas 11.54; 4, Ravaonirina 11.74; 5, Aminata Konate GUI 12.19; 6, Feroza Khatton BAN 12.67; 7, Laure Kuetey BEN 13.01; 8, Trudy Duburiya NRU 14.34
Heat 7: (1.2) 1, Ottey 11.06; 2, Patoulídou 11.42; 3, Kovtun 11.44; 4, Tarolo 11.64; 5, Seymour 11.77; 6, Fornie Conteh SLE 13.72; Miss Sabra AFG DNS
Heat 8: (-1.3) 1, Torrence 11.51; 2, Allen 11.59; 3, Ubah 11.72; 4, Karen Clarke CAN 11.98; 5, Rita Alcazar PAN 12.49; 6, Fathimath Fezleen MDV 14.08; 7, Tehani Kirby NMI 15.12
Second round (First 4 to semi-finals) (Aug 26)
Heat 1: (-0.4) 1, Krabbe 10.91; 2, Guidry 11.21; 3, Patoulídou 11.47; 4, Paula Thomas GBR 11.51; 5, Tian Yumei CHN 11.52; 6, Claudete Piña BRA 11.81; 7, Lalao Ravaonirina MAD 11.81; Slyusar DQ (11.30)
Heat 2: (-0.5) 1, Ashford 11.09; 2, Cuthbert 11.12; 3, Onyali 11.20; 4, Kovtun 11.43; 5, Laurence Bily FRA 11.45; 6, Stephanie Douglas GBR 11.58; 7, Sabine Richter GER 11.66; 8, Wang Huei-Chen TPE 11.79
Heat 3: (-2.2) 1, Privalova 11.22; 2, Davis 11.30; 3, Utondu 11.40; 4, McDonald 11.41; 5, Sisko Hanhijoki FIN 11.52; 6, Rossella Tarolo ITA 11.75; 7, Andrea Philipp GER 11.80; 8, Shanti Govindasamy MAS 11.89
Heat 4: (-0.1) 1, Ottey 10.89; 2, Torrence 10.99; 3, Johnson 11.27; 4, Allen 11.40; 5, Beverly Kinch GBR 11.45; 6, Rufina Ubah NGR 11.54; 7, Cristina Castro ESP 11.71; 8, Michelle Seymour NZL 11.87
Semi-finals (First 4 to final) (Aug 27)
Heat 1: (-0.1) 1, Krabbe 10.94; 2, Ashford 11.08; 3, Cuthbert 11.13; 4, Guidry 11.16; 5, Kerry Johnson AUS 11.38; 6, Liliana Allen CUB 11.53; 7, Beatrice Utondu NGR 11.58; Irina Slyusar URS DQ (11.42)
Heat 2: (2.3) 1, Ottey 10.78w; 2, Torrence 10.85; 3, Privalova 10.99; 4, Onyali 11.10; 5, Pauline Davis BAH 11.19; 6, Natalya Kovtun URS 11.37; 7, Beverley McDonald JAM 11.46; 8, Voula Patoulídou GRE 11.51

Stuttgart 1993

Final (Aug 16) (0.3)

					To 1000th
1,	Gail Devers	USA	10.82	0.149	(10.811)
2,	Merlene Ottey	JAM	10.82	0.161	(10.812)
3,	Gwen Torrence	USA	10.89	0.142	
4,	Irina Privalova	RUS	10.96	0.174	
5,	Mary Onyali	NGR	11.05	0.149	
6,	Natalya Voronova	RUS	11.20	0.138	
7,	Nikole Mitchell	JAM	11.20	0.142	
8,	Liliana Allen	CUB	11.23	0.154	

At the Barcelona Olympic Games, Gail Devers took the 100m title by just one hundredth of a second. Stuttgart saw Devers win again by an even narrower margin.

Devers, Ottey, Torrence and Privalova – four of the first five from the 1992 Olympic final – drew lanes 5-6-3-4 in the final. Privalova and Devers were away quickest. By 60m the American had a visible lead, while Ottey and Torrence had caught the Russian.

In the last five metres Ottey surged and drew level with Devers, who produced a "double dip" – first with her chest then with her head. The two women crossed the line together. Torrence was the obvious bronze medallist.

At first sight, it looked as if the Jamaican had won: she had been moving the quickest in the last few strides before the finish line. There was a long wait, during which the replays showed that Devers's head had crossed the line first. But it was not clear whose torso was ahead. The result was announced as first, Devers 10.81, second Ottey 10.82.

The unfortunate Ottey – so often a bronze or silver medallist – had missed out yet again. A protest was lodged by the Jamaicans and the Jury of Appeal looked again at the photograph. The result was revised, with both women clocking 10.82, but the order was unchanged.

"I feel for Merlene," said Devers, "but I also feel that I beat her." Her winning margin was actually just one thousandth: 10.811 to 10.812 (not 10.816/10.820 as widely reported). The photograph of the finish taken from the inside of the track showed Devers's right shoulder just ahead of Ottey. When presented with her silver medal the following day, the Jamaican received a two-minute ovation from the sympathetic crowd.

First round (First 4 & 4 fastest to second round) (Aug 15)
Heat 1: (-0.7) 1, Privalova 11.36; 2, McDonald 11.37; 3, Finn 11.47; 4, Nestoret 11.56; 5, Dia 11.60; 6, Jariatou George GAM 12.46; 7, Natalie Martindale STV 12.86; 8, Lusia Puleanga TGA 13.02
Heat 2: (-0.5) 1, Pendareva 11.41; 2, Davis 11.44; 3, Tröger 11.46; 4, Tarnopolskaya 11.52; 5, Hermin Joseph DMA 11.62; 6, Lydia De Vega PHI 12.24; 7, Erin Tierney COK 13.16; 8, Wenona Steven NRU 14.70
Heat 3: (-0.2) 1, Devers 11.16; 2, Vorster 11.31; 3, Mitchell 11.36; 4, Jean-Charles 11.46; 5, Hana Benesová TCH 11.72; 6, Oumou Sow GUI 12.52; 7, Feroza Khatton BAN 12.68; 8, Melvina Wulah LBR 12.70
Heat 4: (-0.3) 1, Gainsford 11.32; 2, Ottey 11.36; 3, Jardim 11.47; 4, Amaral 11.59; 5, Heather Samuel ANT 11.64; 6, Rita Pattipeilohy INA 12.44; 7, Ismenia Frederico CPV 13.03
Heat 5: (0.0) 1, Onyali 11.23; 2, Bogoslovskaya 11.40; 3, Wang 11.43; 4, Poelman 11.44; 5, Dimitrova 11.55; 6, Mensah 11.59; 7, Shabana Akhtar PAK 12.76; 8, Ovidia Luis Afonso STP 13.09
Heat 6: (-0.1) 1, Voronova 11.31; 2, Allen 11.46; 3, Nkoma 11.67; 4, Seymour 11.68; 5, Odiah Sidibé FRA 11.69; 6, Dedra Davis BAH 12.00; 7, Rachelle Godonou BEN 12.93; 8, Said Nassianti COM 14.70
Heat 7: (0.2) 1, Paschke 11.31; 2, Torrence 11.43; 3, Kinch 11.43; 4, Hernesniemi 11.44; 5, Ferrer 11.50; 6, Genevieve Obone GAB 12.57; 7, Deirdre Caruana MLT 12.60; 8, Nguyen Thi Tuyet Mai VIE 12.79
Second round (First 4 to semi-finals) (Aug 15)
Heat 1: (0.0) 1, Torrence 11.02; 2, Mitchell 11.23; 3, Voronova 11.29; 4, Allen 11.30; 5, Petya Pendareva BUL 11.38; 6, Jacqueline Poelman NED 11.50; 7, N'deye Binta Dia SEN 11.60; 8, Cleide Amaral BRA 11.68
Heat 2: (0.2) 1, Onyali 10.97; 2, Privalova 11.14; 3, Finn 11.21; 4, McDonald 11.33; 5, Sanna Hernesniemi FIN 11.40; 6, Desislava Dimitrova BUL 11.45; 7, Wang Huei-Chen TPE 11.54; 8, Maguy Nestoret FRA 11.60
Heat 3: (-0.1) 1, Ottey 11.19; 2, Paschke 11.27; 3, Davis 11.27; 4, Gainsford 11.29; 5, Miriam Ferrer CUB 11.43; 6, Lucrecia Jardim POR 11.50; 7, Georgette Nkoma CMR 11.63; 8, Michelle Seymour NZL 11.79
Heat 4: (0.7) 1, Devers 11.04; 2, Vorster 11.24; 3, Tröger 11.29; 4, Tarnopolskaya 11.30; 5, Olga Bogoslovskaya RUS 11.32; 6, Valérie Jean-Charles FRA 11.39; 7, Beverly Kinch GBR 11.40; 8, Philomina Mensah GHA 11.67
Semi-finals (First 4 to final) (Aug 16)
Heat 1: (-0.3) 1, Ottey 10.87; 2, Torrence 10.87; 3, Voronova 11.17; 4, Allen 11.19; 5, Pauline Davis BAH 11.21; 6, Elinda Vorster RSA 11.22; 7, Michelle Finn USA 11.25; 8, Zhanna Tarnopolskaya UKR 11.36
Heat 2: (-0.6) 1, Devers 11.03; 2, Privalova 11.06; 3, Onyali 11.06; 4, Mitchell 11.26; 5, Melanie Paschke GER 11.28; 6, Sabine Tröger AUT 11.37; 7, Melinda Gainsford AUS 11.53; Beverly McDonald JAM DNF

Gothenburg 1995

Final (Aug 7) (0.9)

1,	Gwen Torrence	USA	10.85	0.135
2,	Merlene Ottey	JAM	10.94	0.145
3,	Irina Privalova	RUS	10.96	0.233
4,	Carlette Guidry	USA	11.07	0.193
5,	Zhanna Pintusevich	UKR	11.07	0.127
6,	Melanie Paschke	GER	11.10	0.141
7,	Mary Onyali	NGR	11.15	0.128
8,	Juliet Cuthbert	JAM	11.44	0.143

In contrast to the closeness of the Stuttgart final Torrence won by the comfortable margin of 0.09 from Ottey and Privalova. Even so, she was not certain she had won and paused in her celebrations to watch a replay of the race on the stadium scoreboard.

The three medallists were, improbably, drawn in the same semi-final which Torrence won in a world-leading 10.84 from Ottey (10.85) and Privalova (10.90). An unlucky fifth in that race was Greece's Katerina Thanou, whose time of 11.09 was the same as the winning time in the other semi.

Ottey's silver gave her a record 11 World Championship medals. Torrence brought her total to seven. "The 100 is every sprinter's dream; it's a glamour event," she said. "Everyone knows who's the world's fastest woman. I've been after that title and I'm glad I got it."

First round (First 3 & 8 fastest to second round) (Aug 6)
Heat 1: (0.5) 1, Leshchova 11.27; 2, Onyali 11.44; 3, Rakotondrabe 11.51; 4, Benavides 11.52; 5, Andrea Philipp GER 11.66; 6, Stephanie Douglas GBR 11.67; 7, Magdalena Ansue Nguema GEQ 13.62
Heat 2: (-0.4) 1, Ottey 11.15; 2, Voronova 11.23; 3, Tombiri 11.42; 4, Pendareva 11.45; 5, Becker 11.54; 6, Marija Ramela Markt CRO 11.87; 7, Sortelina da Silva STP 13.16
Heat 3: (0.3) 1, Pintusevich 11.34; 2, Allen 11.35; 3, Joseph 11.52; 4, Jayasinghe 11.55; 5, Simmone Jacobs GBR 11.60; 6, Jerneja Perc SLO 11.86; 7, Brianie Massaka CGO 12.67
Heat 4: (0.4) 1, Cuthbert 11.26; 2, Samuel 11.42; 3, Hernesniemi 11.47; 4, Fynes 11.52; 5, Felipa Palacios COL 11.63; 6, Damayanthi Darsha SRI 11.65; 7, Kate Clarke LBR 13.45; 8, Awa Diarra MTN 13.86
Heat 5: (0.5) 1, Torrence 11.11; 2, Thanou 11.27; 3, Opara-Thompson 11.31; 4, Georgieva 11.36; 5, Chandra Sturrup BAH 11.59; 6, Georgette Nkoma CMR 11.80; 7, Shabana Akhtar PAK 12.40
Heat 6: (0.3) 1, Guidry 11.18; 2, Gainsford 11.32; 3, Brock 11.56; 4, Nora Ivanova BUL 11.57; 5, Katia Santos BRA 11.68; 6, Odile Singa FRA 11.70; 7, Thi Lan Ank Hoang VIE 12.42; Desiree Cocks AIA DNS
Heat 7: (-0.3) 1, Paschke 11.15; 2, Thomas 11.34; 3, Combe 11.39; 4, Clarke 11.40; 5, Wang Huei-Chen TPE 11.84; 6, Thoumphore Phommasanh LAO 13.86; Natalie Jones GRN DNS
Heat 8: (0.4) 1, Privalova 11.28; 2, Mondie-Milner 11.40; 3, McDonald 11.52; 4, Bangué 11.54; 5, Cleide Amaral BRA 11.57; 6, Judith Boshoff NAM 12.14; Antonia de Jesus ANG DNS
Second round (First 4 to semi-finals) (Aug 6)
Heat 1: (0.4) 1, Mondie-Milner 11.26; 2, Paschke 11.27; 3, Leshchova 11.33; 4, Gainsford 11.35; 5, Hermin Joseph DMA 11.44; 6, Virgen Benavides CUB 11.49; 7, Mary Tombiri NGR 11.52; 8, Petya Pendareva BUL 11.55
Heat 2: (1.2) 1, Torrence 11.10; 2, Pintusevich 11.13; 3, Onyali 11.22; 4, McDonald 11.22; 5, Natalya Voronova RUS 11.35; 6, Zlatka Georgieva BUL 11.37; 7, Gabriele Becker GER 11.54; 8, Delphine Combe FRA 11.68
Heat 3: (0.7) 1, Privalova 11.16; 2, Ottey 11.17; 3, Thanou 11.28; 4, Opara-Thompson 11.41; 5, Eldece Clarke BAH 11.49; 6, Heather Samuel ANT 11.51; 7, Susanthika Jayasinghe SRI 11.76; 8, Mirtha Brock COL 11.99
Heat 4: (0.8) 1, Guidry 11.03; 2, Cuthbert 11.09; 3, Allen 11.25; 4, Hernesniemi 11.31; 5, Paula Thomas GBR 11.33; 6, Savatheda Fynes BAH 11.36; 7, Hanitriniaina Rakotondrabe MAD 11.46; 8, Frédérique Bangué FRA 11.55
Semi-finals (First 4 to final) (Aug 7)
Heat 1: (1.4) 1, Torrence 10.84; 2, Ottey 10.85; 3, Privalova 10.90; 4, Pintusevich 11.09; 5, Katerína Thánou GRE 11.09; 6, Liliana Allen CUB 11.24; 7, Christy Opara-Thompson NGR 11.37; 8, Sanna Hernesniemi FIN 11.51
Heat 2: (-0.7) 1, Guidry 11.09; 2, Paschke 11.13; 3, Cuthbert 11.13; 4, Onyali 11.19; 5, Celena Mondie-Milner USA 11.24; 6, Melinda Gainsford AUS 11.29; 7, Beverly McDonald JAM 11.31; 8, Yekaterina Leshchova RUS 11.34

Athens 1997

Final (Aug 3) (0.4)

1,	Marion Jones	USA	10.83	0.160
2,	Zhanna Pintusevich	UKR	10.85	0.130
3,	Sevatheda Fynes	BAH	11.03	0.184
4,	Christine Arron	FRA	11.05	0.165
5,	Inger Miller	USA	11.18	0.117
6,	Melanie Paschke	GER	11.19	0.138
7,	Merlene Ottey	JAM	11.29	0.139
8,	Chryste Gaines	USA	11.32	0.143

Reigning champion Torrence declined an invitation to defend and Olympic Champion Devers qualified only for the relay, but the title remained in American hands thanks to Jones. Although hailed as a precocious sprinting sensation since she set world age-15 bests of 11.17 and 22.76 in 1991 this was her senior début in a major international championship. Her success was one of the brightest moments of the Athens World Championships, and she was regarded as the world woman athlete of the 1997, but the story had a sad ending as noted below in the report of the 2001 100m.

Jones had to work hard for victory against a much shorter opponent, Pintusevich. She was away slightly the faster but they were locked together at 50m (6.03) and 60m (6.97); Pintusevich was 1/100th ahead at 70m but they were level again at 80m before Jones moved into a 2/100ths lead to win in a personal best of 10.83. Pintusevich, who set a Ukrainian record of 10.85, at first thought she had won and started a lap of honour, only to sink to her knees when she heard the official result. Two metres behind, Fynes edged Arron for the bronze medal.

For Ottey – fourth in 1983, third in 1987 and 1991, second in 1993 and 1995 – the hoped for progression to first, at the age of 37, did not materialise. She failed to hear the recall gun for a false start and sprinted flat out for over 50m. She walked back very slowly while the others waited at the start but the damage was done and she gave up when in the race proper she realised she couldn't catch the leaders.

First Round (First 3 & 8 fastest to second round) (Aug 2)
Heat 1: (0.4) 1, Arron 11.13; 2, Voronova 11.31; 3, Liu 11.35; 4, Samuel 11.46; 5, Iryna Pukha UKR 11.75; 6, Tamara Shanidze GEO 11.97; 7, Antonia Cadore GRN 12.00
Heat 2: (-1.5) 1, Thanou 11.32; 2, Philipp 11.33; 3, Ferguson 11.47; 4, Hernesniemi 11.54; 5, Sandra Borrero COL 11.83; 6, Cyndonie Mothersill CAY 11.87; 7, N. Rabbaiya INA 12.43; 8, Peoria Koshiba PLW 14.55
Heat 3: (0.1) 1, Ottey 11.27; 2, Paschke 11.31; 3, Clarke 11.36; 4, Manuela Levorato ITA 11.57; 5, Johanna Manninen FIN 11.59; 6, Elma Muros-Posadas PHI 12.19; 7, Laure Kuetey BEN 12.38
Heat 4: (0.1) 1, Pintusevich 11.01; 2, Jardim 11.30; 3, Gaines 11.30; 4, de Moura 11.37; 5, Tsoni 11.48; 6, Marcia Richardson GBR 11.65; 7, Deirdre Caruana MLT 12.73; 8, Edouwe Appin NRU 14.19
Heat 5: (0.0) 1, Fynes 11.18; 2, Ajunwa 11.28; 3, Rakotondrabe 11.33; 4, Hewitt 11.54; 5, Aida Diop SEN 11.61; 6, Giada Gallina ITA 11.64; 7, Shyrome Hughes AIA 13.03
Heat 6: (0.0) 1, Li 11.21; 2, Pendareva 11.28; 3, Bangué 11.34; 4, Gainsford-Taylor 11.36; 5, Natalya Ignatova RUS 11.70; 6, Tiresa Paselio SAM 14.36; Hermin Joseph DMA DNS
Heat 7: (-0.7) 1, Jones 11.09; 2, McDonald 11.29; 3, Ivanova 11.42; 4, Kravchenko 11.46; 5, Simmone Jacobs GBR 11.58; 6, Myriam ManiCMR 11.62
Heat 8: (0.1) 1, Miller USA 11.07; 2, Möller GER 11.44; 3, Ojokolo NGR 11.53; 4, Pe 11.54; 5, Delphine Combe FRA 11.55; 6, Aksel Gürcan TUR 11.82; 7, Devi Maya Paneru NEP 12.97
Second round (First 3 & 4 fastest to semi-finals) (Aug 2)
Heat 1: (0.7) 1, Pintusevich 10.90; 2, Ajunwa 11.14; 3, Thanou 11.19; 4, Gaines 11.19; 5, Gainsford-Taylor 11.20; 6, Sanna Hernesniemi FIN 11.38; 7, Esther Möller GER 11.42; 8, Pei Fang CHN 11.50
Heat 2: (0.4) 1, Ottey 11.00; 2, Miller 11.23; 3, Philipp 11.26; 4, Ferguson 11.28; 5, Petya Pendareva BUL 11.39; 6, Lucimar de Moura BRA 11.44; 7, Hanitriniana Rakotondrabe MAD 11.49; 8, Lauren Hewitt AUS 11.55
Heat 3: (0.3) 1, Jones 10.96; 2, Paschke 11.23; 3, Clarke 11.27; 4, Bangué 11.31; 5, Beverly McDonald JAM 11.31; 6, Li Xuemei CHN 11.36; 7, Endurance Ojokolo NGR 11.53; 8, Heather Samuel ANT 11.56
Heat 4: (-0.3) 1, Arron 11.04; 2, Fynes 11.16; 3, Voronova 11.17; 4, Nora Ivanova BUL 11.36; 5, Liu Xiaomei CHN 11.37; 6, Lucrécia Jardim POR 11.40; 7, Anzhela Kravchenko UKR 11.43; 8, Maria Tsoni GRE 11.62
Semi-finals (First 4 to final) (Aug 3)
Heat 1: (0.1) 1, Pintusevich 11.10; 2, Arron 11.13; 3, Paschke 11.34; 4, Gaines 11.35; 5, Natalya Voronova RUS 11.35; 6, Eldece Clarke BAH 11.41; 7, Chioma Ajunwa NGR 11.41; 8, Frédérique Bangué FRA 11.44
Heat 2: (-0.1) 1, Jones 10.94; 2, Ottey 11.08; 3, Fynes 11.11; 4, Miller 11.17; 5, Katerína Thánou GRE 11.34; 6, Melinda Gainsford-Taylor AUS 11.35; 7, Debbie Ferguson BAH 11.39; 8, Andrea Philipp GER 11.40

Seville 1999

Final (Aug 22) (-0.1)

1,	Marion Jones	USA	10.70	0.120
2,	Inger Miller	USA	10.79	0.129
3,	Katerína Thánou	GRE	10.84	0.116
4,	Zhanna Pintusevich-Block	UKR	10.95	0.135
5,	Gail Devers	USA	10.95	0.125
6,	Christine Arron	FRA	10.97	0.162
7,	Chandra Sturrup	BAH	11.06	0.134
8,	Mercy Nku	NGR	11.16	0.152

The event set new standards for a single meeting with no fewer than nine marks inside 10.87. The quarter-finals saw Thanou and Miller throw off the wraps surprisingly early with personal bests of 10.86, only for defending champion Jones to stamp her authority with a year's best of 10.76. In the first semi-final Miller and Thanou, drawn togeth-

er, pulled out all the stops to improve again to 10.81 and 10.82 while Jones was content to win her race in 10.83 ahead of Olympic Champion Devers, whose 10.94 was her best for two years.

Miller returned less than two hours later to notch another lifetime best of 10.79 in the final but Jones was still a metre ahead in 10.70, her best ever low altitude time. Only Griffith Joyner (10.49, 10.61 and 10.62 in 1988) and Jones with her 10.65 in Johannesburg in 1998 had ever run faster and Jones became the first woman to win a second world 100m title. She covered the first 50m in 5.93, the second in 4.77, reaching 60m a metre up in 6.85.

First round (First 3 & 11 fastest to second round) (Aug 21)
Heat 1: (-0.6) 1, Jones 11.22; 2, Philipp 11.38; 3, Hewitt 11.41; 4, Gevaert 11.48; 5, Christine Bloomfield GBR 11.61; 6, Tan Shieh Li SIN 12.40; 7, Anais Oyembo GAB 12.46
Heat 2: (-0.4) 1, Arron 11.10; 2, Privalova 11.45; 3, Taplin 11.45; 4, Hartman 11.49; 5, Aminata Diouf SEN 11.65; 6, Monica Twum GHA 11.70; 7, Jennifer Caraballo PUR 12.43
Heat 3: (-0.3) 1, Miller 11.21; 2, Ferguson 11.34; 3, Benth 11.42; 4, Maduaka 11.43; 5, Wagner 11.57; 6, Heather Samuel ANT 11.65; 7, Joanna Houareau SEY 12.14; 8, Ekundayo Williams SLE 13.08
Heat 4: (-0.2) 1, Sturrup 11.32; 2, Allen 11.39; 3 Jayasinghe 11.42; 4, Manninen 11.52; 5, Peris-Kneebone 11.52; 6, Ekk 11.54; 7, Hanitriniaina Rakotondrabe MAD 11.59
Heat 5: (-0.7) 1, Thánou 11.10; 2, Mensah 11.24; 3, Nku 11.38; 4, Safronnikova 11.44; 5, Myriam Mani CMR 11.61; 6, Gabriele Rockmeier GER 11.62; 7, Litiana Miller FIJ 14.23
Heat 6: (0.4) 1, Pendareva 11.16; 2, Fynes 11.21; 3, Endurance Ojokolo 11.42; 4, Lucimar de Moura 11.51; 5, Adusei 11.53; 6, Emma Wade BIZ 12.30; 7, Yah Koïta MLI 12.48
Heat 7: (-0.6) 1, Pintusevich-Block 11.20; 2, Devers 11.32; 3, Ignatova 11.40; 4, Dowdie 11.44; 5, Motoka Arai JPN 11.64; 6, Lyubov Perepelova UZB 11.78; 7, Siulolo Liku TGA 12.78; 8, Lucy Seiulialii SAM 15.61
Second round (First 4 to semi-finals) (Aug 21)
Heat 1: (-0.3) 1, Thánou 10.86; 2, Sturrup 11.00; 3, Nku 11.09; 4, Devers 11.10; 5, Katia Benth FRA 11.28; 6, Wendy Hartman RSA 11.46; 7, Oksana Ekk RUS 11.60; 8, Peta-Gaye Dowdie JAM 12.01
Heat 2: (0.7) 1, Miller 10.86; 2, Pintusevich-Block 10.94; 3, Philipp 11.06; 4, Allen 11.10; 5, Endurance Ojokolo NGR 11.14; 6, Joice Maduaka GBR 11.28; 7, Nova Peris-Kneebone AUS 11.36; 8, Johanna Manninen FIN 11.45
Heat 3: (-0.5) 1, Arron 11.00; 2, Mensah 11.09; 3, Fynes 11.20; 4, Hewitt 11.28; 5, Cheryl Taplin USA 11.33; 6, Natalya Ignatova RUS 11.39; 7, Marion Wagner GER 11.51; 8, Kim Gevaert BEL 11.54
Heat 4: (0.3) 1, Jones 10.76; 2, Ferguson 11.06; 3, Safronnikova 11.17; 4, Pendareva 11.19; 5, Lucimar de Moura BRA11.31; 6, Martha Adusei CAN11.64; Irina Privalova RUS & Susanthika Jayasinghe SRI DNS
Semi-finals (First 4 to final) (Aug 22)
Heat 1: (0.1) 1, Miller 10.81; 2, Thánou 10.83; 3, Sturrup 11.02; 4, Nku 11.11; 5, Liliana Allen MEX 11.13; 6, Philomina Mensah CAN 11.26; 7, Petya Pendareva BUL 11.28; 8, Natalya Safronnikova BLR 11.33
Heat 2: (-0.1) 1, Jones 10.83; 2, Devers 10.94; 3, Pintusevich-Block 10.98; 4, Arron 11.04; 5, Debbie Ferguson BAH 11.12; 6, Savatheda Fynes BAH 11.15; 7, Andrea Philipp GER 11.27; 8, Lauren Hewitt AUS 11.29

Edmonton 2001

Final (Aug 6) (0.3)

1,	Zhanna Pintusevich-Block	UKR	10.82	0.123
2,	Katerína Thánou	GRE	10.91	0.145
3,	Chandra Sturrup	BAH	11.02	0.154
4,	Chryste Gaines	USA	11.06	0.141
5,	Debbie Ferguson	BAH	11.13	0.189
6,	Mercy Nku	NGR	11.17	0.142
	Marion Jones	USA	DQ (r40.8) (10.85)	0.146
	Kelli White	USA	DQ (r40.8) (11.15)	0.151

It was the most shocking result of the entire Edmonton Championships. Marion Jones was defeated at 100m after a streak of 54 wins over four years. Her conqueror was Zhanna Pintusevich-Block, the woman who had so nearly defeated Jones to win in 1997.

Jones appeared to be set for another victory after breaking 11 seconds in the first two rounds. In her semi-final, she was drawn to the left of Pintusevich-Block, who got the better start and refused to let Jones past. Even though this was not the final, the loss was significant as Jones had made a habit of winning all of her races. Seeing her behind the opposition for once was an unusual sight.

In the final, the two were drawn together again. The Ukrainian again got the best start and held off Jones, who had previously won 42 successive finals in the event. Thánou repeated her 1999 bronze.

"There is only one way to beat Marion," said the ecstatic winner, "and that is not to make any mistakes." When interviewed by the infield announcer, Jones told the crowd "I am not a sore loser. I give all credit to Zhanna. She was the better sprinter today."

In October 2007, Jones confessed to doping violations dating back to just before the 2000 Olympic Games. All her performances from September 1, 2000 were been annulled by the IOC and/or the IAAF. These included three Olympic golds from Sydney 2000. Worse, she was imprisoned for six months in 2008 for having lied to US Federal Agents investigating the Californian Bay Area Laboratory Co-Operative (Balco) steroid affair. She retained her world golds from 1997 and 1999.

First round (First 3 & 8 fastest to second round) (Aug 5)
Heat 1: (0.9) 1, Safronnikova 11.44; 2, Ignatova 11.45; 3, Mayers 11.52; 4, Vida Nsiah GHA 11.56; 5, Hermahayu INA 12.51; 6, Detsalena Ollson NRU 14.04; White DQ (r40.8) (11.36)
Heat 2: (0.1)1, Sturrup 11.26; 2, Bangué 11.41; 3, Williams 11.41; 4, Patsoú 11.53; 5, Louise Ayétotché CIV 11.53; 6, Shamha Ahmed MDV 12.27; 7, Aseel Danan JOR 12.77
Heat 3: (-0.5) 1, Pintusevich-Block 11.14; 2, Rockmeier 11.38; 3, Onyali 11.39; 4, Richardson 11.52; 5, Peta-Gaye Barrett JAM 11.88; 6, Montserrat Pujol AND 13.38; 7, Twinsanne Sam FSM 13.87
Heat 4: (-1.3) 1, Mani 11.37; 2, Levorato 11.46; 3, Manninen 11.49; 4, Paschke 11.51; 5, Dikeledi Moropane RSA 11.63; 6, Peoria Koshiba PLW 13.50; 7, Priscilla Walenenea SOL 14.43
Heat 5: (-0.6) 1, Thánou 11.12; 2, Walker 11.36; 3, Kislova 11.39; 4, Lyubov Perepelova UZB 11.65; 5, Lerma Bulauitan PHI 11.87; 6, Shyrone Hughes ANG 12.99; 7, Joanne Hallen SAM 13.40
Heat 6: (-0.2) 1, Ojokolu 11.13; 2, Bikar 11.31; 3, Wagner 11.43; 4, Shani Anderson GBR 11.54; 5, Marie-Jeanne Jerusalemy PYF 13.31; 6, Ellysa William COK 13.37; Jones DQ (r40.8) (10.93)
Heat 7: (0.6) 1, Gevaert 11.35; 2, Gaines 11.36; 3, Adusei 11.41; 4, Benth 11.47; 5, Allen 11.49; 6, Choi Lok Lai MAC 12.74; 7, Mari Paz Mosanga Montanga GEQ 13.04
Heat 8: (-0.2) 1, Nku 11.27; 2, Ferguson 11.39; 3, Oyepitan 11.45; 4, Viktoria Kovyryova KAZ 11.86; 5, Valma Bass SKN 11.89; 6, Kadiatou Camara MLI 11.89; 7, Anna Pouhila TGA 13.57; Clarke DQ (r40.1) (11.48)
Second round (First 3 & 4 fastest to semi-finals) (Aug 5)
Heat 1: (0.0) 1, Ojokolu 11.13; 2, Mani 11.15; 3, Levorato 11.29; 4, Manninen 11.33; 5, Alenka Bikar SLO 11.34; 6, Marion Wagner GER 11.43; 7, Efrosini Patsoú GRE 11.65; Jones DQ (r40.8) (10.97)
Heat 2: (-3.4) 1, Pintusevich-Block 11.16; 2, Gaines 11.31; 3, Ferguson 11.35; 4, Kim Gevaert BEL 11.56; 5, Mariya Kislova RUS 11.58; 6, Melanie Paschke GER 11.60; 7, Abiodun Oyepitan GBR 11.61; Venolyn Clarke CAN DQ (r40.1) (11.68)
Heat 3: (0.8) 1, Sturrup 11.08; 2, Nku 11.14; 3, Williams 11.24; 4, Mayers 11.31; 5, Rockmeier 11.33; 6, Frédérique Bangué FRA 11.35; =7, Martha Adusei CAN & Liliana Allen MEX 11.43
Heat 4: (-1.3) 1, Thánou 10.97; 2, Onyali 11.29; 3, Astia Walker JAM 11.39; 4, Natalya Safronnikova BLR 11.40; 5, Natalya Ignatova RUS 11.46; 6, Katia Benth FRA 11.54; 7, Marcia Richardson GBR 11.59; White DQ (r40.8) (11.11)
Semi-finals (First 4 to final) (Aug 6)
Heat 1: (-2.3) 1, Pintusevich-Block 10.94; 2, Ferguson 11.10; 3, Gaines 11.12; 4, Endurance Ojokolu NGR 11.20; 5, Myriam Mani CMR 11.26; 6, Gabi Rockmeier GER 11.48; 7, Manuela Levorato ITA 11.50; Jones DQ (r40.8) (10.95)
Heat 2: (0.3) 1, Thánou 11.05; 2, Sturrup 11.17; 3, Nku 11.27; 4, Mary Onyali NGR 11.29; 5, Angela Williams USA 11.31; 6, Natasha Mayers VIN 11.35; 7, Johanna Manninen FIN 11.46; White DQ (r40.8) (11.19)

Paris 2003

Final (Aug 24) (0.9)

1,	Torri Edwards	USA	10.93	0.133
2,	Zhanna Block	UKR	10.99	0.160
3,	Chandra Sturrup	BAH	11.02	0.136
4,	Katerína Thánou	GRE	11.03	0.219
5,	Christine Arron	FRA	11.06	0.182
6,	Aleen Bailey	JAM	11.07	0.205
7,	Gail Devers	USA	11.11	0.150
	Kelli White	USA	DQ (r40.1) (10.85)	0.184

Four of the Edmonton finalists reached that stage again, though not Marion Jones who had just given birth. The defending champion, now known as Zhanna Block, was not quite at her best because of a back injury. White had emerged as the favourite after recent wins in London (10.93) and Berlin (10.84w). In the final it was another American,

Edwards, who was quickest away from lane 1. She led for the first half of the race before White powered through to win in 10.85, while Block also finished strongly for the bronze.

Six days later, and after also claiming the gold at 200m, it was confirmed that White had tested positive in Paris for the stimulant monadifil, which, though not on the list of banned drugs, was regarded by the IAAF as "related" to an illegal substance. White claimed she had taken the drug provigil (containing monadifil) because she had been diagnosed as suffering from narcolepsy, a rare condition characterised by sudden episodes of deep sleep. However, she had not declared the drug on doping control forms. Pending hearings by the IAAF and the United States Anti-Doping Agency, White was allowed to compete in post-Paris meetings and placed third in the yearly world athlete standings after Hestrie Cloete and Carolina Klüft.

In May 2004, White admitted having taken anabolic steroids and erythropoietin (EPO) over a three-year period. She was suspended for two years and all her results from December 15, 2000 – including those from Edmonton and Paris – were annulled. After nine months, Torri Edwards was declared the rightful World Champion.

First round (First 3 & 8 fastest to second round) (Aug 23)
Heat 1: (0.1) 1, Sturrup 11.08; 2, Perepelova 11.30; 3, Anim 11.35; 4, Nku 11.52; 5, Camara 11.70; 6, Olympia Zacharias NRU 14.07; 7, Joanne Hallen SAM 14.33
Heat 2: (0.3) 1, Edwards 11.13; 2, Pillay 11.40; 3, Ojokolo 11.50; 4, Dube 11.71; 5, Shamshunnahar Chumki BAN 12.27; 6, Yahanatou Ibrahim NIG 12.97; 7, Temreta Martin KIR 14.42
Heat 3: (-0.2) 1, Ottey 11.26; 2, Gevaert 11.30; 3, Fynes 11.49; 4, Grace-Ann Dinkins LBR 11.90; 5, Irma Navarette NCA 12.93; 6, Lima Azimi AFG 18.37; White DQ (r40.1) (11.26)
Heat 4: (-0.1) 1, Block 11.13; 2, Jayasinghe 11.20; 3, Onyali 11.50; 4, Lerma Gabito PHI 11.99; 5, Mariam Inashvili GEO 12.64; 6, Svetlana Pessova TKM 13.05; 7, Tricia Flores BIZ 13.89; Liliana Allen MEX DNS
Heat 5: (0.3) 1, Kislova 11.26; 2, Maduaka 11.31; 3, Eggerth 11.44; 4, Mayers 11.81; 5, Nadesca Sprockel AHO 12.61; 6, Jenny Keni SOL 12.64; 7, Marie-Jeanne Binga GAB 12.88; 8, Vladislava Ovcharenko TJK 13.34
Heat 6: (0.1) 1, Thánou 11.09; 2, Tabakova 11.24; 3, Pastushenko 11.30; 4, Ferguson 11.32; 5, Heather Samuel ANT 12.24; 6, Ngerak Florenci PLW 12.85; 7, Liovalia Lopes GBS 13.43
Heat 7: (-0.2) 1, Arron 11.15; 2, Devers 11.17; 3, Kitson 11.70; 4, Sanganoko 11.79; 5, Saira Fazal PAK 12.75; 6, Riwa Tiha JOR 13.00; 7, Aminata Kamissoko MTN 13.70
Heat 8: (0.7) 1, Bailey 11.23; 2, Mayr-Krifka 11.31; 3, Khubbieva 11.35; 4, Benavídes 11.41; 5, Wan Kin Yee HKG 12.27; 6, Mari Paz Mosanga Motanga GEQ 12.73; 7, Chandra Kala Thapa NEP 13.02; 8, Susan Tama VAN 13.45
Second round (First 4 to semi-finals) (Aug 23)
Heat 1: (0.0) 1, Sturrup 10.98; 2, Devers 11.16; 3, Gevaert 11.23; 4, Kislova 11.26; 5, Virgen Benavídes CUB 11.40; 6, Geraldine Pillay RSA 11.47; 7, Judyth Kitson JAM 11.61; Natasha Mayers VIN DNS
Heat 2: (-0.1) 1, Block 11.08; 2, Arron 11.08; 3, Ottey 11.31; 4, Perepelova 11.35; 5, Agné Eggerth LTU 11.36; 6, Endurance Ojokolo NGR 11.55; 7, Winneth Dube ZIM 11.69; 8, Kadiatou Camara MLI 11.73
Heat 3: (0.2) 1, Thánou 11.11; 2, Ferguson 11.26; 3, Onyali 11.31; 4, Karin Mayr-Krifka AUT 11.34; 5, Yelena Pastushenko UKR 11.36; Susanthika Jayasinghe SRI DNF; White DQ (r40.1) (10.96); Makaridja Sanganoko CIV DNS
Heat 4: (0.0) 1, Edwards 11.08; 2, Bailey 11.16; 3, Tabakova 11.25; 4, Maduaka 11.29; 5, Vida Anim GHA 11.29; 6, Savatheda Fynes BAH 11.36; 7, Mercy Nku NGR 11.37; 8, Guzel Khubbieva UZB 11.42
Semi-finals (First 4 to final) (Aug 24)
Heat 1: (0.8) 1, Arron 11.01; 2, Block 11.02; 3, Bailey 11.15; 4, Marina Kislova RUS 11.15; 5, Merlene Ottey SLO 11.26; 6, Kim Gevaert BEL 11.32; White DQ (r40.1) (10.96); Lyubov Perepelova UZB DNS
Heat 2: (-0.4) 1, Sturrup 11.06; 2, Thánou 11.08; 3, Edwards 11.11; 4, Devers 11.12; 5, Debbie Ferguson BAH 11.27; 6, Mary Onyali NGR 11.35; 7, Yuliya Tabakova RUS 11.36; 8, Joice Maduaka GBR 11.40

Helsinki 2005

Final (Aug 8) (1.3)

1,	Lauryn Williams	USA	10.93	0.146
2,	Veronica Campbell	JAM	10.95	0.139
3,	Christine Arron	FRA	10.98	0.165
4,	Chandra Sturrup	BAH	11.09	0.113
5,	Me'Lisa Barber	USA	11.09	0.120
6,	Sherone Simpson	JAM	11.09	0.132
7,	Muna Lee	USA	11.09	0.153
8,	Yuliya Nesterenko	BLR	11.13	0.144

Campbell, unbeaten at 100m in 2005 prior to Helsinki, was the favourite, together with Arron and Sturrup, who had each lost once. All won their first two races with Arron fastest of the day with 11.03 in her quarter-final. The semi-finals featured Arron at her best in the first race, as she effortlessly passed Campbell with 20m to go to clock 10.96. Williams showed surprising strength in the other race, holding off Sturrup and Nesterenko in 11.03.

Sturrup and Barber reacted quickest in the rainsoaked final, but Sturrup was much tidier in her pick-up, and led the field for 60m. Williams had got a good start, and was in second from 10m on. Showing great power she drove away from the field, with Arron in second place at 75m but trying too hard and tightening up. Campbell edged past Arron in the last 10m as Sturrup faded, but the Jamaican was never going to catch the diminutive (1.57/57kg) Williams, who neverless did not know she had won until watching the scoreboard reply.

First round (First 3 & 8 fastest to second round) (Aug 7)
Heat 1: (-0.1) 1, Karastamati 11.40; 2, Kruglova 11.50; 3, Eloundou 11.59; 4, Nku 11.61; 5, Diane Borg MLT 12.61; 6, Dolores Dogba PYF 13.44
Heat 2: (-0.4) 1, Arron 11.15; 2, Nesterenko 11.21; 3, Block 11.39; 4, Harrigan 11.55; 5, Yah Koïta MLI 12.06; 6, Pauline Kwalea SOL 13.43; 7, Tit Linda Sou CAM 13.45
Heat 3: (-0.1) 1, Simpson 11.33; 2, Lee 11.40; 3, Levorato 11.46; 4, Atangana 11.59; 5, Gloria Diogo STP 12.09; 6, Basma Al-Eshosh JOR 12.37; 7, Ngerak Florencio PLW 12.64
Heat 4: (-0.1) 1, Sturrup 11.15; 2, de Moura 11.40; 3, Bolikova 11.41; 4, Hannula 11.55; 5, Bikar 11.68; 6, Kaitinano Mwemweata KIR 13.80; 7, Severina Chilala ANG 14.21
Heat 5: (-1.6) 1, Fyodorova 11.36; 2, Williams 11.38; 3, Anim 11.50; 4, Félix 11.54; 5, Deysie Sumigar INA 11.88; 6, Desiree Craggette GUM 12.80; 7, Marie-Victoire Mboh CAF 13.25
Heat 6: (-1.2) 1, Campbell 11.30; 2, Ojokolo 11.40; 3, Baptiste 11.48; 4, Jones 11.63; 5, Im Wa Cheong MAC 13.04; 6, Evangeleen Ikelap FSM 13.51
Heat 7: (-1.3) 1, Bailey 11.52; 2, Pillay 11.60; 3, Affoué 11.65; 4, Ania 11.69; 5, Curlee Gumbs AIA 12.87; 6, Valentina Nazarova TKM 12.87; 7, Montserrat Pujol AND 13.01; 8, Christina Maltepe VAN 13.65
Heat 8: (-1.0) 1, Barber 11.32; 2, Gevaert 11.36; 3, Olupona 11.61; 4, Melisa Murillo COL 11.71; 5, Tricia Flores BIZ 12.59; 6, Olga Gerasimova TJK 12.95; 7, Rosa-Mystique Jone NRU 13.16
Second round (First 3 & 4 fastest to semi-finals) (Aug 7)
Heat 1: (-1.2) 1, Campbell 11.17; 2, Williams 11.22; 3, Fyodorova 11.37; 4, Geraldine Pillay RSA 11.48; 5, Heidi Hannula FIN 11.52; 6, Manuela Levorato ITA 11.54; 7, Sylvie Mballa Eloundou CMR 11.55; 8, Mercy Nku NGR 11.57
Heat 2: (-0.8) 1, Arron 11.03; 2, Nesterenko 11.18; 3, Block 11.27; 4, Bailey 11.29; 5, Tahesia Harrigan IVB 11.47; 6, Larisa Kruglova RUS 11.56; 7, Amandine Allou Affoué CIV 11.57; 8, Emma Ania GBR 11.57
Heat 3: (-0.1) 1, Sturrup 11.10; 2, Lee 11.22; 3, Gevaert 11.25; 4, Bolikova 11.27; 5, Karastamati 11.29; 6, Sylviane Félix FRA 11.51; 7, Toyin Olupona CAN 11.57; 8, Alenka Bikar SLO 11.69
Heat 4: (-0.1) 1, Simpson 11.12; 2, Barber 11.15; 3, de Moura 11.28; 4, Ojokolo 11.33; 5, Vida Anim GHA 11.41; 6, Kelliann Baptiste TRI 11.42; 7, Laverne Jones ISV 11.51; 8, Delphine Bertille Atangana CMR 11.52
Semi-finals (First 4 to final) (Aug 8)
Heat 1: (0.4) 1, Arron 10.96; 2, Campbell 11.00; 3, Barber 11.08; 4, Lee 11.10; 5, Aleen Bailey JAM 11.23; 6, Olga Fyodorova RUS 11.27; 7, Kim Gevaert BEL 11.30; 8, Endurance Ojokolo NGR 11.60
Heat 2: (1.3) 1, Williams 11.03; 2, Sturrup 11.09; 3, Nesterenko 11.10; 4, Simpson 11.15; 5, Zhanna Block UKR 11.18; 6, Maria Karastamati GRE 11.20; 7, Lucimar de Moura BRA 11.27; 8, Mariya Bolikova RUS 11.31

Osaka 2007

Final (Aug 27) (-0.2)

				To 1000th
1,	Veronica Campbell	JAM	11.01	0.167 (11.006)
2,	Lauryn Williams	USA	11.01	0.145 (11.008)
3,	Carmelita Jeter	USA	11.02	0.189
4,	Torri Edwards	USA	11.05	0.141
5,	Kim Gevaert	BEL	11.05	0.143
6,	Christine Arron	FRA	11.08	0.164
7,	Kerron Stewart	JAM	11.12	0.177
8,	Damola Osayomi	NGR	11.26	0.175

Campbell and Edwards had won their respective national titles, had seasonal bests of 10.89 and 10.90 respectively, and were co-favourites for the top spot. Jeter ran the fastest time of the day (11.07) in the first heat with Ottey eliminated in her eighth appearance over a record span of 24 years at the World Championships. At 47 years 108 days, she became the oldest ever competitor at a World Championship. Campbell

and Edwards were the fastest in the second round and the next day were winners of the semi-finals.

In the final Gevaert took an early lead, with Williams and Edwards just behind. At halfway Williams had just edged ahead, but there was only 0.03 covering the top six at halfway. Campbell then powered to the front, leading by 30cm at the 70m mark. Williams closed sharply at the end of the race (as did Jeter), and it was virtually impossible to tell who had won. After a suspensful wait – during which both Edwards and Williams were shown as first on the scoreboard – Campbell got the decision 11.006 to 11.008. Only the 1993 race was closer with 0.001 the winning margin. Behind them Jeter, who had a best of 11.48 before 2007, finished just 0.01 behind for the bronze medal, while Edwards made it a 2-3-4 for the USA. The first two reversed their positions from 2005.

First round (First 3 & 8 fastest to second round) (Aug 27)
Heat 1: (1.3) 1, Jeter 11.07; 2, Gevaert 11.09; 3, Jayasinghe 11.13; 4, Merlene Ottey SLO 11.64; 5, Inna Eftimova BUL 11.66; 6, Nataliya Pohrebnyak UKR 11.71; 7, Fatou Tiyana GAM 12.44; 8, Jenny Keni SOL 13.31
Heat 2: (-0.8) 1, Campbell 11.33; 2, Turner 11.46; 3, de Moura 11.49; 4, Mae Koime PNG 11.64; 5, Anastasiya Vinogradova KAZ 11.74; 6, Marestella Torres PHI 12.44; 7, Yvonne Bennett NMI 13.16; 8, Shokhida Ziyayeva TJK 13.16; 9, Aleksandra Vojneska MKD 13.24
Heat 3: (1.7) 1, McLellan 11.14; 2, Naimova 11.15; 3, Harrigan 11.26; 4, Affoué 11.27; 5, Sailer 11.33; 6, Valentina Nazarova TKM 12.02; 7, Charlene Attard MLT 12.06; 8, Selloane Tsoaeli LES 13.29; 9, Sry Hang CAM 13.55
Heat 4: (-0.7) 1, Arron 11.27; 2, McKenzie 11.36; 3, Lalova 11.47; 4, Khabarova 11.49; 5, Mkenku 11.50; 6, Momoko Takahashi JPN 11.98; 7, Barbara Rustignoli SMR 13.33; 8, Maria Ikelap FSM 13.93
Heat 5: (0.2) 1, Sturrup 11.32; 2, Stewart 11.35; 3, Springer 11.50; 4, Guzel Khubbieva UZB 11.59; 5, Carima Louami FRA 11.59; 6, Gloria Diogo STP 12.21; 7, Sze-Min Choo SIN 12.29; 8, Loi Ieong MAC 12.76; 9, Fathia Ali Bouraleh DJI 14.14
Heat 6: (0.3) 1, Lewis 11.16; 2, Brooks 11.29; 3, Douglas 11.39; 4, Korczyńska 11.41; 5, Grigorieva 11.44; 6, Kin Yee Wan HKG 12.12; 7, Elis Lapenmal VAN 13.10; 8, Lilly Pine KIR 13.86; 9, Waseelah Fadhl Saad YEM 14.31
Heat 7: (-0.9) 1, Polyakova 11.30; 2, Williams 11.41; 3, Manninen 11.52; 4, Paulette Zang-Milama GAB 11.53; 5, Myriam Léonie Mani CMR 11.55; 6, Timicka Clarke BAH 11.59; 7, Florence Dembert CHA 13.01; 8, Fatima Mohammadi AFG 16.17
Heat 8: (0.8) 1, Edwards 11.14; 2, Osayomi 11.15; 3, Anim 11.22; 4, Kwakye 11.26; 5, Fletcher 11.28; 6, Milena Milašević MNE 12.24; 7, Rosa Mystique Jones NRU 12.69; 8, Felicia Saburo PLW 13.40; 9, Bounkou Camara MTN 13.93
Second round (First 4 to semi-finals) (Aug 26)
Heat 1: (-0.2) 1, Edwards 11.13; 2, Stewart 11.20; 3, Osayomi 11.21; 4, Polyakova 11.24; 5, Sherry Fletcher GRN 11.32; 6, Tahesia Harrigan IVB 11.33; 7, Lucimar de Moura BRA 11.61; Nombulelo Mkenku RSA DNS
Heat 2: (-0.2) 1, Campbell 11.08; 2, Gevaert 11.15; 3, Jeter 11.17; 4, Turner 11.32; 5, Irina Khabarova RUS 11.38; 6, Amandine Allou Affoué CIV 11.57; Susanthika Jayasinghe SRI DQ (r162.7); Johanna Manninen FIN DQ (r162.7)
Heat 3: (-0.3) 1, Arron 11.17; 2, Brooks 11.23; 3, Lewis 11.25; 4, Ferguson McKenzie 11.29; 5, Ivet Lalova BUL 11.33; 6, Montell Douglas GBR 11.43; 7, Verena Sailer GER 11.43; 8, Daria Korczyńska POL 11.44
Heat 4: (0.6) 1, Sturrup 11.15; 2, Williams 11.16; 3, Naimova 11.21; 4, McLellan 11.31; 5, Vida Anim GHA 11.36; 6, Jeanette Kwakye GBR 11.40; 7, Yekaterina Grigorieva RUS 11.49; 8, Sasha Springer-Jones TRI 11.56
Semi-finals (First 4 to final) (Aug 27)
Heat 1: (-0.3) 1, Edwards 11.02; 2, Williams 11.09; 3, Stewart 11.12; 4, Osayomi 11.18; 5, Tezdzhan Naimova BUL 11.18; 6, Chandra Sturrup BAH 11.22; 7, Laura Turner GBR 11.32; 8, Sally McLellan AUS 11.32
Heat 2: (-0.1) 1, Campbell 10.99; 2, Arron 11.04; 3, Gevaert 11.06; 4, Jeter 11.08; 5, Mechelle Lewis USA 11.16; 6, Yevgeniya Polyakova RUS 11.16; 7, Sheri-Ann Brooks JAM 11.21; 8, Debbie Ferguson McKenzie BAH 11.25

Berlin 2009

Final (Aug 17) (0.1)

1,	Shelly-Ann Fraser	JAM	10.73	0.146
2,	Kerron Stewart	JAM	10.75	0.170
3,	Carmelita Jeter	USA	10.90	0.160
4,	Veronica Campbell-Brown	JAM	10.95	0.135
5,	Lauryn Williams	USA	11.01	0.158
6,	Debbie Ferguson-McKenzie	BAH	11.05	0.130
7,	Chandra Sturrup	BAH	11.05	0.137
8,	Aleen Bailey	JAM	11.16	0.173

Jeter, Stewart and Campbell-Brown all cracked 11 seconds in the first two rounds then Olympic Champion Fraser showed her form in the semi-final with a 10.79 into a headwind. Jeter ran a lifetime best of 10.83 to win the other semi.

All four Jamaicans qualified for the final, where Fraser had markedly the best start and was almost a metre up after just 20m. That is where the race was won. By 60m (6.88) she was 0.08 ahead of Stewart, with Jeter third (7.01), and Campbell-Brown just ahead of Sturrup a half metre behind. Stewart then began to close, and was 0.05 behind at 80m (8.77 to 8.82). The taller Jamaican continued to close and a perfectly-timed twisting dip almost brought her victory as she veered into Fraser's lane (3) on her immediate left. The winning time of 10.73 was a Jamaican record and Stewart too ran her fastest ever time. Jeter repeated her Osaka bronze. Sturrup, aged 37, ran the fastest time ever for seventh place – 11.05 – beating the 11.06 she ran in the corresponding race 10 years earlier!

First round (First 3 & 5 fastest to second round) (Aug 16)
Heat 1: (0.1) 1, de Moura 11.41; 2, Fraser 11.41; 3, Wagner 11.49; 4, Hinestroza 11.61; 5, Paulette/Ruddy Zang Milama GAB 11.74; 6, Balpreet Kaur Purba SIN 12.30
Heat 2: (-0.3) 1, Stewart 11.31; 2, Anim 11.38; 3, Lalova 11.48; 4, Fukushima 11.52; 5, Feta Ahamada COM 11.80; 6, Fatou Tiyana GAM 12.22; 7, Dana Abdulrazak IRQ 12.38
Heat 3: (-0.1) 1, Jeter 11.22; 2, Hodge 11.47; 3, Carol Rodríguez PUR 11.64; 4, Halimat Ismaila NGR 11.74; 5, Yah Koïta MLI 12.16; 6, Rosa Mystique Jone NRU 13.42; Al-Gasara DQ (r40.8) (11.49)
Heat 4: (0.0) 1, Ferguson-McKenzie 11.26; 2, Sailer 11.29; 3, Osayomi 11.49; 4, Tavares 11.64; 5, Ivana Rozman MKD 12.60; 6, Sorai Bella Reklai PLW 13.75; 7, Robina Muqim Yaar AFG 14.24
Heat 5: (-0.7) 1, Bailey 11.29; 2, Polyakova 11.41; 3, Soumaré 11.45; 4, Hutchinson 11.54; 5, Ani Khachikyan ARM 12.30; 6, Alice Khan SEY 12.64; 7, Mariama Bah GUI 13.33
Heat 6: (-0.6) 1, Campbell-Brown 11.34; 2, Okparaebo 11.35; 3, Hackett 11.36; 4, Ferguson 11.57; 5, Gloria Diogo STP 11.78; 6, Philaylack Sackpraseuth LAO 13.42; 7, Asenate Manoa TUV 13.75
Heat 7: (-0.5) 1, Williams 11.36; 2, Harrigan 11.39; 3, Pohrebnyak 11.54; 4, Momoko Takahashi JPN 11.75; 5, Martina Pretelli SMR 12.65; 6, Terani Faremiro PYF 12.96; 7, Tioiti Katutu KIR 14.38
Heat 8: (1.1) 1, Sturrup 11.28; 2, Geflikh 11.47; 3, Khubbieva 11.63; 4, Serafi Anelies Unani INA 12.05; 5, Elis Lapenmal VAN 13.11; 6, Savannah Sanitoa ASA 14.23
Heat 9: (-0.5) 1, Baptiste 11.42; 2, Lee 11.44; 3, Artymata 11.47; 4, Courtney Patterson ISV 11.88; 5, Pia Tajnikar SLO 11.88; 6, Pauline Kwalea SOL 13.67; 7, Beatriz Mangue GEQ 14.03
Second round (First 3 & 4 fastest to semi-finals) (Aug 16)
Heat 1: (-0.3) 1, Stewart 10.92; 2, Sturrup 11.06; 3, Hackett 11.37; 4, Guzel Khubbieva UZB 11.43; 5, Ezinne Okparaebo NOR 11.44; 6, Yevgeniya Polyakova RUS 11.52; 7, Ivet Lalova BUL 11.54; 8, Yomara Hinestroza COL 11.76
Heat 2: (0.8) 1, Williams 11.06; 2, Bailey 11.12; 3, Harrigan 11.21; 4, Anim 11.34; 5, Artymata 11.37; 6, Hutchinson 11.40; 7, Chisato Fukushima JPN 11.43; 8, Myriam Soumaré FRA 11.45
Heat 3: (0.1) 1, Campbell-Brown 10.99; 2, Ferguson-McKenzie 11.08; 3, Lee 11.13; 4, Sailer 11.26; 5, Anna Geflikh RUS 11.46; 6, Nataliya Pohrebnyak UKR 11.49; 7, Sónia Tavares POR 11.55; Rakia Al-Gasara BRN DQ (r40.8) (11.51)
Heat 4: (-0.4) 1, Jeter 10.94; 2, Fraser 11.02; 3, Baptiste 11.05; 4, Lucimar de Moura BRA 11.44; 5 Virgil Hodge SKN 11.51; 6, Damola Osayomi NGR 11.55; 7, Sheniqua Ferguson BAH 11.59; 8, Marion Wagner GER 11.64
Semi-finals (First 4 to final) (Aug 17)
Heat 1: (-0.1) 1, Fraser 10.79; 2, Stewart 10.84; 3, Williams 11.01; 4, Ferguson-McKenzie 11.03; 5, Kelly-Ann Baptiste TRI 11.07; 6, Verena Sailer GER 11.24; 7, Tahesia Harrigan IVB 11.34; 8 Ayanna Hutchinson TRI 11.58
Heat 2: (-0.1) 1, Jeter 10.83; 2, Campbell-Brown 11.00; 3, Sturrup 11.01; 4, Bailey 11.16; 5, Muna Lee USA 11.18; 6, Vida Anim GHA 11.43; 7, Semoy Hackett TRI 11.45; 8, Eleni Artymata CYP 11.49

100 METRES

Multiple Medallists:

4	Merlene Ottey	JAM	87-3, 91-3, 93-2, 95-2
3	Gwen Torrence	USA	91-2, 93-3, 95-1
	Zhanna Pintusevich/Pintusevich-Block/Block	UKR	97-2, 01-1, 03-2
2	Marion Jones	USA	97-1, 99-1
	Katerína Thánou	GRE	99-3, 01-2
	Chandra Sturrup	BAH	01-3, 03-3
	Veronica Campbell	JAM	05-2, 07-1
	Lauryn Williams	USA	05-1, 07-2
	Carmelita Jeter	USA	07-3, 09-3

Most Finals:

6	Ottey		83-4, 87-3, 91-3, 93-2, 95-2, 97-7
5	Pintusevich/Pintusevich-Block/Block		95-5, 97-2, 99-4, 01-1, 03-2
	Christine Arron	FRA	97-4, 99-6, 03-5, 05-3, 07-6
	Sturrup		99-7, 01-3, 03-3, 05-4, 09-7

Most Appearances:

8	Ottey	JAM/SLO	83-4, 87-3, 91-3, 93-2, 95-2, 97-7, 03-5s1, 07-4h1
7	Tarnopolskaya/Pintusevich/Pintusevich-Block/Block		93-8s1, 95-5, 97-2, 99-4, 01-1, 03-2, 05-5s2
	Sturrup		95-5h5, 99-7, 01-3, 03-3, 05-4, 07-6s1, 09-7

100 Metres, continued

National Placings:

	1	2	3	4	5	6	7	8	Points
USA	6	3	4	4	5	-	3	2	141
JAM	2	4	2	2	-	3	3	2	83
GER	3	2	-	-	-	2	-	-	44
BAH	-	-	3	1	1	1	2	-	34
UKR	1	2	-	1	1	-	-	-	31
FRA	-	-	1	1	1	2	-	-	21
GRE	-	1	1	1	-	-	-	-	18
RUS	-	-	1	1	-	1	-	-	14
NGR	-	-	-	-	1	1	2	2	13
CAN	-	-	-	-	1	1	1	-	9
URS	-	-	-	1	-	-	-	-	5
BEL	-	-	-	-	1	-	-	-	4
BUL	-	-	-	-	1	-	-	-	4
FIN	-	-	-	-	-	1	-	-	3
BLR	-	-	-	-	-	-	-	1	1
CUB	-	-	-	-	-	-	-	1	1
Totals	**12**	**12**	**12**	**12**	**12**	**12**	**11**	**8**	**426**

200 Metres — Helsinki 1983

Final (Aug 14) (1.5)

1,	Marita Koch	GDR	22.13
2,	Merlene Ottey	JAM	22.19
3,	Kathy Cook	GBR	22.37
4,	Florence Griffith	USA	22.46
5,	Grace Jackson	JAM	22.63
6,	Aneliya Nuneva	BUL	22.68
7,	Angela Bailey	CAN	22.93
8,	Ewa Kasprzyk	POL	23.03

An early-season injury had led Marita Koch to contest the sprints in 1983 rather than her usual 400m, where she was the Olympic Champion. She was also regarded as the world's best half-lap runner, but was given a close race by Ottey, who had been unbeaten all year.

Koch (lane 6) had Ottey (lane 7) in her sights in the final and led by a metre as the start of the finishing straight. The GDR runner held this advantage until the final 50m, when Ottey inched closer, but Koch held on for victory. On the other side of the track, Cook edged ahead of Griffith for the bronze.

First round (First 4 & 8 fastest to second round) (Aug 12)

Heat 1: (0.0) 1, Baptiste 23.34; 2, Koch 23.59; 3, Gaschet 23.60; 4, De Vega 24.45; 5, Félicité Bada BEN 26.98; 6, Marjorie Gentle BIZ 27.90; 7, Annah Mathunjwa SWZ 29.38

Heat 2: (1.3) 1, Griffith 23.05; 2, Cazier 23.55; 3, Bailey 23.93; 4, Charles 24.11; 5, Koumba Kante GUI 27.86; 6, Rose King IVB 28.50; Amie Ndow GAM DQ

Heat 3: (2.5) 1, Cook 23.20w; 2, Masullo 23.37; 3, Georgieva 23.53; 4, Sokolová 23.82; 5, Ubah 24.12; 6, Grun 24.84; 7, Sandra Liburd SKN 26.13; 8, Cornelia Baptiste LCA 26.29

Heat 4: (-0.7) 1, Jackson 23.09; 2, Kasprzyk 23.21; 3, Nuneva 23.31; 4, Thimm 23.56; 5, Whittaker 23.63; 6, Mo 24.63; 7, Farrell 25.52; 8, Florence Gaza SOL 30.43

Heat 5: (-1.9) 1, Ottey 23.23; 2, Olkhovnikova 23.65; 3, Marjamaa 23.82; 4, Rasmussen 23.84; 5, Möller 23.99; 6, Buala 25.59; 7, Judith Nimpaye BDI 30.25

Heat 6: (1.9) 1, Givens 23.01; 2, Vinogradova 23.37; 3, Boyd 23.38; 4, Davis 23.57; 5, Mensah 24.91; 6, Marisol García NCA 25.92; 7, Marie-Ange Wirtz SEY 26.13

Second round (First 4 & 4 fastest to semi-finals) (Aug 12)

Heat 1: (1.3) 1, Jackson 23.06; 2, Nuneva 23.22; 3, Boyd 23.28; 4, Olkhovnikova 23.48; 5, Dorthe A. Rasmussen DEN 23.61; 6, Ute Thimm FRG 23.68; 7, Lydia de Vega PHI 24.16; Mary Mensah GHA DNS

Heat 2: (1.4) 1, Cook 22.78; 2, Kasprzyk 22.93; 3, Marjamaa 23.11; 4, Georgieva 23.14; 5, Marie-Christine Cazier FRA 23.30; 6, Štěpánka Sokolová TCH 23.75; 7, Margarita Grun URU 24.59; 8, Mo Myong-Hee KOR 24.74

Heat 3: (-0.3) 1, Ottey 22.38; 2, Griffith 22.55; 3, Bailey 23.25; 4, Masullo 23.58; 5, Sandra Whittaker GBR 23.58; 6, Pauline Davis BAH 23.64; 7, Rufina Ubah NGR 24.72; Evelyne Farrell AHO DNS

Heat 4: (1.2) 1, Koch 23.03; 2, Baptiste 23.29; 3, Gaschet 23.38; 4, Givens 23.43; 5, Lena Möller SWE 23.56; 6, Yelena Vinogradova URS 23.60; 7, Ruperta Charles ANT 24.09; Elanga Buala PNG DNS

Semi-finals (First 4 to final) (Aug 13)

Heat 1: (2.1) 1, Griffith 22.41w; 2, Cook 22.57; 3, Nuneva 22.62; 4, Jackson 22.76; 5, Helinä Marjamaa FIN 22.86; 6, Denise Boyd AUS 23.26; 7, Marisa Masullo ITA 23.36; 8, Irina Olkhovnikova URS 23.38

Heat 2: (0.8) 1, Koch 22.67; 2, Ottey 22.68; 3, Bailey 22.82; 4, Kasprzyk 23.02; 5, Joan Baptiste GBR 23.24; 6, Nadezhda Georgieva BUL 23.26; 7, Randy Givens USA 23.34; 8, Liliane Gaschet FRA 23.37

Rome 1987

Final (Sep 3) (1.2)

1,	Silke Gladisch	GDR	21.74
2,	Florence Griffith	USA	21.96
3,	Merlene Ottey	JAM	22.06
4,	Pam Marshall	USA	22.18
5,	Gwen Torrence	USA	22.40
6,	Mary Onyali	NGR	22.52
7,	Ewa Kasprzyk	POL	22.52
8,	Nadezhda Georgieva	BUL	22.55

After her 100m win, Gladisch was a solid favourite. However, the centre of attention was Florence Griffith, who had placed fourth in Helsinki. In 27° heat and 73% humidity, the 27 year-old American won her heat and semi in a skin-tight bodysuit complete with hood. Griffith's running was also notable, for she clocked the fastest semi-final time and looked as if she might possibly spoil the chances of a GDR sprint double.

In the final, Gladisch was drawn in lane 3 with Ottey and Griffith directly outside her. An 11.09 100m bend by the GDR runner gave her a big advantage at halfway. Only Griffith – now in conventional garb – was able to gain ground on Gladisch in the straight. In the process, she cracked 22 seconds and overhauled Ottey, who therefore collected her second Rome bronze medal.

The winning time was just 0.03 slower than the world record shared by Marita Koch and Heike Drechsler, and the winner was coached by the same man as Koch: Wolfgang Meier.

First round (First 3 & 4 fastest to semi-finals) (Sep 1)

Heat 1: (-3.4) 1, Gladisch 22.44; 2, Torrence 22.61; 3, Bailey 22.94; 4, Ogunkoya 23.12; 5, Natalya German URS 23.26; 6, Zoila Stewart CRC 24.75; 7, Jabou Jawo GAM 25.50; 8, Elizabeth Arteaga BOL 26.11

Heat 2: (-0.6) 1, Georgieva 22.77; 2, Marshall 22.84; 3, Ikaunietse 22.98; 4, Sarvari 23.02; 5, Morgenstern 23.04; 6, Claudia Acerenza URU 24.24; 7, Sheila Vyapoury MRI 25.32; 8, Ahmed Hana Aly PRY 29.00

Heat 3: (-2.6) 1, Onyali 22.87; 2, Kasprzyk 22.98; 3, Davis 23.08; 4, Cazier 23.12; 5, Silke Knoll FRG 23.40; 6, Aminata Diarra MLI 26.46; 7, Denise Oubangui CAF 28.37; Blanca Lacambra ESP DNS

Heat 4: (-0.6) 1, Griffith 22.56; 2, Azarashvili 22.94; 3, Ottey 23.19; 4, Ingrid Verbruggen BEL 23.77; 5, Amparo Caicedo COL 24.30; 6, Guilhermina Cruz ANG 25.74; Angella Issajenko CAN DNS

Semi-finals (First 4 to final) (Sep 3)

Heat 1: (-1.0) 1, Ottey 22.43; 2, Gladisch 22.54; 3, Marshall 22.67; 4, Georgieva 22.72; 5, Pauline Davis BAH 22.89; 6, Angela Bailey CAN 22.97; 7, Vineta Ikaunietse URS 23.25; 8, Falilat Ogunkoya NGR 23.71

Heat 2: (-1.9) 1, Griffith 22.38; 2, Onyali 22.54; 3, Kasprzyk 22.60; 4, Torrence 22.61; 5, Marie-Christine Cazier FRA 22.89; 6, Maya Azarashvili URS 22.91; 7, Ulrike Sarvari FRG 23.04; 8, Heike Morgenstern GDR 23.06

Tokyo 1991

Final (Aug 30) (-2.4)

				Halves
1,	Katrin Krabbe	GER	22.09	11.07/11.02
2,	Gwen Torrence	USA	22.16	11.30/10.86
3,	Merlene Ottey	JAM	22.21	11.17/11.04
4,	Irina Privalova	URS	22.28	11.25/11.03
5,	Galina Malchugina	URS	22.66	11.50/11.16
6,	Dannette Young	USA	22.87	11.48/11.39
7,	Pauline Davis	BAH	22.90	11.67/11.23
8,	Yelena Vinogradova	URS	23.10	11.60/11.50

The order of the Tokyo 100m final was repeated, meaning that Krabbe had won a sprint double while Ottey was left with her fifth world championship bronze – and her first 200m defeat since May 1989.

The race followed the same pattern as the 100m. Krabbe got the best start (11.07 at halfway), then surged clear. Ottey chased in vain before losing the silver to Torrence. The American was easily the quickest in the second half of the race. The final took place in pouring rain.

First round (First 4 & 4 fastest to second round) (Aug 29)

Heat 1: (-0.5) 1, Torrence 23.09; 2, Jean-Charles 23.13; 3, Davis 23.31; 4, Wang 23.72; 5, Govindasamy 24.09; 6, Rosanna Browne AIA 24.80; 7, Deirdre Caruana MLT 25.39; Mary Estelle Kapalu VAN DNS

Heat 2: (-0.8) 1, Ottey 23.25; 2, Malchugina 23.44; 3, Duporty CUB 23.71; 4, Ouiminga 25.32; 5, Vaciseva Tavaga FIJ 25.48; 6, Denise Oubangui CAF 26.03; 7, Juliana Nzang Obieng GEQ 28.17

Heat 3: (-0.3) 1, Jones 23.32; 2, Privalova 23.39; 3, Pina 23.83; 4, Jacobs 23.87; 5, Kozáry 23.99; 6, Jane Thondojee MRI 25.46; 7, Jatamsuren Otgonchineg MGL 25.48; 8, Feroza Khatton BAN 26.14
Heat 4: (-0.3) 1, Young 22.77; 2, Vinogradova 22.93; 3, Knoll 23.09; 4, Nestoret 23.39; 5, Masullo 23.75; 6, Claudia Acerenza URU 24.66; 7, Mpoka Mokosi COD 27.21; 8, Fathimath Fezleen MDV 28.30
Heat 5: (-0.1) 1, Hanhijoki 23.12; 2, Stoute 23.18; 3, Krabbe 23.23; 4, Kolodni 24.22; 5, Dube 24.22; 6, Olga Conte ARG 24.97; 7, Aminata Konate GUI 25.12
Second round (First 4 & 4 fastest to semi-finals) (Aug 29)
Heat 1: (-0.4) 1, Krabbe 22.46; 2, Young 22.49; 3, Malchugina 22.49; 4, Jean-Charles 23.23; 5, Kolodni 23.61; 6, Mariama Ouiminga BUR 25.23; Jennifer Stoute GBR DNF; Gailey Dube ZIM DNS
Heat 2: (1.4) 1, Torrence 22.52; 2, Davis 22.82; 3, Vinogradova 22.82; 4, Hanhijoki 23.17; 5, Jacobs 23.37; 6, Duporty 23.46; 7, Wang Huei-Chen TPE 23.63; 8, Shanti Govindasamy MAS 24.19
Heat 3: (0.3) 1, Ottey 22.64; 2, Privalova 22.89; 3, Knoll 22.97; 4, Jones 23.03; 5, Nestoret 23.46; 6, Marisa Masullo ITA 23.70; 7, Claudette Piña BRA 23.80; 8, Agnes Kozáry HUN 23.99
Semi-finals (First 4 to final)
Heat 1: (-3.4) 1, Krabbe 22.30; 2, Young 22.69; 3, Davis 22.80; 4, Vinogradova 22.83; 5, Esther Jones USA 23.22; 6, Julia Duporty CUB 23.58; 7, Valérie Jean-Charles FRA 23.64; 8, Simmone Jacobs GBR 23.72
Heat 2: (-5.1) 1, Torrence 22.58; 2, Ottey 22.59; 3, Privalova 22.70; 4, Malchugina 22.92; 5, Silke Knoll GER 23.49; 6, Maguy Nestoret FRA 23.79; 7, Sisko Hanhijoki FIN 24.12; 8, Orit Kolodni ISR 24.27

Stuttgart 1993

Final (Aug 19) (0.0)

1,	Merlene Ottey	JAM	21.98	11.15/10.83
2,	Gwen Torrence	USA	22.00	11.20/10.72
3,	Irina Privalova	RUS	22.13	11.30/10.83
4,	Marie-José Pérec	FRA	22.20	11.33/10.87
5,	Mary Onyali	NGR	22.32	11.36/10.96
6,	Natalya Voronova	RUS	22.50	11.33/11.17
7,	Galina Malchugina	RUS	22.50	11.48/11.02
8,	Dannette Young	USA	23.04	11.88/11.16

On her eighth attempt, Merlene Ottey at last won an individual world outdoor gold medal. After coming off the bend a metre or so up on Olympic Champion Torrence, the Jamaican seemed to be heading for a comfortable victory. But just as she had in Tokyo, Torrence produced a fearsome finish. Ottey, meanwhile, lost her form 10m before the line and began to overstride. The American ran the final 50m in 5.56 compared with Ottey's 5.65, but fell short by two hundredths. Even so, a replay was required to confirm the Jamaican's win.

"I finally got it," said the woman who won a bronze medal at the 1980 Moscow Olympic Games. "After 13 years of waiting I have the gold."

First round (First 4 & 4 fastest to Second round (Aug 17)
Heat 1: (0.1) 1, Ottey 23.39; 2, Merry 23.49; 3, Steyn 23.80; 4, Burtasenkova 23.94; 5, Lusia Puleanga TGA 26.40; 6, Ruth Mangue GEQ 28.89; Lydia De Vega PHI DNS
Heat 2: (-0.7) 1, Malchugina 22.94; 2, Freeman 23.28; 3, Vorster 23.43; 4, Bowen 23.66; 5, Joseph 24.29; 6, Deirdre Caruana MLT 25.96; 7, Nguyen Thi Tuyet Mai VIE 26.55
Heat 3: (-1.0) 1, Knoll 23.21; 2, Tröger 23.66; 3, Hernesniemi 23.69; 4, Nkoma 23.97; 5, Guilhermina da Cruz ANG 25.16; 6, Natalie Martindale STV 26.77; Melinda Gainsford AUS DNS
Heat 4: (-0.4) 1, Jardim 23.45; 2, Voronova 23.45; 3, Torrence 23.46; 4, Poelman 23.53; 5, Stoute 23.83; 6, Mirna El-Laz LIB 26.97; 7, Aminath Nasheeda MDV 30.24
Heat 5: (0.2) 1, Pérec 23.04; 2, Duhaney 23.29; 3, Young 23.43; 4, Mensah 23.67; 5, Samuel 24.01; 6, Rita Pattipeilohy INA 25.59; Mpoka Mokosi COD DNS
Heat 6: (-0.4) 1, Onyali 23.21; 2, Pendareva 23.39; 3, Finn 23.83; 4, Davis 24.10; 5, Kyriakou 24.47; 6, Oumou Sow GUI 25.81; 7, Melvina Wulah LBR 26.11; 8, Shabana Akhtar PAK 26.39
Heat 7: (0.2) 1, Wang 23.30; 2, Privalova 23.39; 3, De Klerk 23.43; 4, Azarashvili 23.68; 5, Kaltouma Nadjina CHA 26.15; 6, Lasnet Nkouka CGO 26.64; Zhanna Tarnopolskaya UKR DNS
Second round (First 4 to semi-finals) (Aug 17)
Heat 1: (0.9) 1, Onyali 22.74; 2, Privalova 22.80; 3, Davis 23.01; 4, Finn 23.24; 5, Wang Huei-Chen TPE 23.32; 6, Katharine Merry GBR 23.46; 7, Yolanda Steyn RSA 23.60; 8, Heather Samuel ANT 24.32
Heat 2: (-0.2) 1, Ottey 22.81; 2, De Klerk 22.88; 3, Voronova 22.94; 4, Knoll 23.04; 5, Sabine Tröger AUT 23.17; 6, Sanna Hernesniemi FIN 23.24; 7, Georgette Nkoma CMR 23.66; 8, Jenny Stoute GBR 23.95
Heat 3: (0.4) 1, Pérec 22.73; 2, Torrence 22.87; 3, Vorster 22.94; 4, Duhaney 23.11; 5, Lucrécia Jardim POR 23.16; 6, Stacey Bowen CAN 23.62; 7, Yana Burtasenkova MDA 23.99; 8, Hermin Joseph DMA 24.13
Heat 4: (-0.9) 1, Malchugina 22.51; 2, Freeman 22.80; 3, Young 22.92; 4, Pendareva 23.07; 5, Maya Azarashvili GEO 23.33; 6, Jacqueline Poelman NED 23.64; 7, Philomina Mensah GHA 24.05; Dora Kyriakou CYP DNS
Semi-finals (First 4 to final) (Aug 19)
Heat 1: (-0.5) 1, Torrence 22.20; 2, Privalova 22.20; 3, Voronova 22.35; 4, Pérec 22.49; 5, Cathy Freeman AUS 22.58; 6, Elinda Vorster RSA 22.83; 7, Dahlia Duhaney JAM 22.97; 8, Petya Pendareva BUL 23.06
Heat 2: (0.2) 1, Ottey 22.12; 2, Malchugina 22.22; 3, Onyali 22.35; 4, Young 22.51; 5, Evette de Klerk RSA 22.76; 6, Pauline Davis BAH 22.94; 7, Silke Knoll GER 23.07; 8, Michelle Finn USA 23.26

Gothenburg 1995

Final (Aug 10) (-2.2)

1,	Merlene Ottey	JAM	22.12
2,	Irina Privalova	RUS	22.12
3,	Galina Malchugina	RUS	22.37
4,	Melanie Paschke	GER	22.60
5,	Silke Knoll	GER	22.66
6,	Mary Onyali	NGR	22.71
7,	Marina Trandenkova	RUS	22.84
	Gwen Torrence	USA	DQ (r163.3) (21.77)

After winning the 100m, Torrence was expected to do the same in the 200m, traditionally her better event. Few, however, felt she would win so impressively as she did in the final. Ottey and Privalova never troubled the American, who was four metres up at the finish. Her time was 21.77, sensational running into a wind of 2.2.

The winner revealed that her spikes had been stolen before the race, forcing her to wear a substitute pair which were too big. As she was explaining this story and her reaction to the race to media in the mixed zone, there came some shocking news on the scoreboard. The result showed Ottey as the winner from Privalova, with Torrence at the bottom of the list, disqualified.

The reason was soon made clear; she was seen to step on the inside line of her lane on the bend. The rules say automatic disqualification in such cases, because the athlete would have gained an advantage by running less distance. There was general sympathy for Torrence as it was obvious that she could have won the race comfortably even without the transgression. Few felt the error could have been intentional.

"The line was the last thing I was thinking of," said Torrence. "I'm not going to let this ruin my 100m gold. I had clearly beaten the others; I know that deep in my heart. I don't believe anyone can enjoy the medals knowing they were not winning for real."

Ottey said: "I don't care how – mine is the gold. But I still think Gwen is in fantastic shape. Don't forget she was running 21.77 with a 2-plus headwind. She can beat the world record any day." Ottey's gold was her fifth successive world 200m medal.

The overhead cameras showed five of Torrence's steps were on the line and the appeal against her disqualification was unanimously rejected. It was one of 22 lane violations which resulted in disqualifications in Gothenburg. There were also 33 other disqualifications, 15 in the walks, 13 for trailing legs in hurdles, five for relay zones and one false start. The 1995 total of 55 disqualifications was more that at any previous World Championships.

First round (First 2 & 6 fastest to semi-finals) (Aug 10)
Heat 1: (0.7) 1, Ottey 22.55; 2, Trandenkova 22.69; 3, Guidry 22.71; 4, Erika Suchovská TCH 23.13; 5, Viktoriya Fomenko UKR 23.18; 6, Heather Samuel ANT 23.64; 7, Wang Huei-Chen TPE 23.77
Heat 2: (-0.2) 1, Onyali 22.59; 2, Mondie-Milner 22.90; 3, Freeman 22.90; 4, Zhanna Pintusevich UKR 23.30; 5, Patricia Rodríguez COL 23.67; 6, Nora Ivanova BUL 23.98; 7, Kaltouma Nadjina CHA 24.57; Susanthika Jayasinghe SRI DQ (r163.3)
Heat 3: (-0.5) 1, Privalova 22.23; 2, Knoll 22.46; 3, Thomas 22.95; 4, Pendareva 22.96; 5, Savatheda Fynes BAH 23.01; 6, Maguy Nestoret FRA 23.16; Heide Seÿerling RSA DQ (r163.3)
Heat 4: (0.0) 1, Malchugina 22.46; 2, Gainsford 22.71; 3, Silke Lichtenhagen GER 23.19; 4, Sanna Hernesniemi FIN 23.20; 5, Natalya Vinogradova BLR 23.33; 6, Debbie Ferguson BAH 23.33; 7, Dora Kyriakou CYP 23.77; 8, Marcela Tiscornia URU 24.39
Heat 5: (0.7) 1, Torrence 22.61; 2, McDonald 22.74; 3, Paschke 22.81; 4, Georgieva 22.95; 5, Katerina Koffa GRE 23.16; 6, Maya Azarashvili GEO 23.18; 7, Damayanthi Darsha SRI 23.45
Semi-finals (First 4 to final) (Aug 10)
Heat 1: (2.3) 1, Privalova 22.18w; 2, Torrence 22.25; 3, Onyali 22.58; 4, Paschke 22.60; 5, Melinda Gainsford AUS 22.61; 6, Beverly McDonald JAM 22.91; 7, Petya Pendareva BUL 22.92; 8, Paula Thomas GBR 23.03

Heat 2: (-0.7) 1, Ottey 22.25; 2, Malchugina 22.45; 3, Knoll 22.57; 4, Trandenkova 22.71; 5, Cathy Freeman AUS 22.82; 6, Carlette Guidry USA 22.91; 7, Zlatka Georgieva BUL 22.98; 8, Celena Mondie-Milner USA 23.33

Athens 1997

Final (Aug 8) (-0.7)

1,	Zhanna Pintusevich	UKR	22.32	11.16/11.16
2,	Susanthika Jayasinghe	SRI	22.39	11.25/11.14
3,	Merlene Ottey	JAM	22.40	11.14/11.26
4,	Yekaterina Leshchova	RUS	22.50	11.46/11.04
5,	Inger Miller	USA	22.52	11.26/11.26
6,	Marina Trandenkova	RUS	22.65	11.53/11.12
7,	Melinda Gainsford-Taylor	AUS	22.73	11.45/11.28
8,	Sylviane Félix	FRA	22.81	11.73/11.08

Ottey's record in this event at the World Championships had been extraordinary: second in 1983, third in 1987 and 1991, winner in 1993 and 1995. Sweeping into the straight (11.14 at 100) with a narrow lead over Pintusevich (11.16) and a metre clear at 150 she looked set to retain the title, but lost training through illness took its toll and she faded to third. Nevertheless, in beoming the oldest ever women's medallist she brought her World Championships medal tally to a record 14, the next best being ten by Carl Lewis.

Pintusevich, a revelation at this distance in 1997, made up for her disappointment in the 100m by taking the gold medal in 22.32, her best time at sea level, but a bigger surprise was the identity of the runner-up. Jayasinghe, who had never run faster than 22.95 before Athens, raised eyebrows with an Asian record of 22.44 in the first round and improved again to 22.33 behind Ottey in her semi. In the final she ran almost as quickly to become the first Sri Lankan to take a global medal since Duncan White was second for Ceylon in the 1948 Olympic 400m hurdles. That fleeting Asian record of 22.44 was tied by China's Li Xuemei in a later heat but she failed to survive the second round. Olympic Champion Pérec withdrew from her semi after pulling a muscle warming up.

First Round (First 4 & 4 fastest to second round) (Aug 6)
Heat 1: (0.0) 1, Pintusevich 22.85; 2, Feagin 22.99; 3, Paschke 23.10; 4, Hewitt 23.18; 5, Merry 23.20; 6, Melissa Straker BAR 23.45; 7, Ameerah Bello ISV 24.31
Heat 2: (0.0) 1, Gainsford-Taylor 22.76; 2, Frazer 22.91; 3, Jacobs 23.23; 4, Ghosh 23.58; 5, Aida Diop SEN 23.71; 6, Danielle Perpoli ITA 23.96; Nadjina Kaltouna CHA DNS
Heat 3: (-1.4) 1, Pérec 22.87; 2, Trandenkova 22.94; 3, Koffa 22.97; 4, Yan 23.11; 5, Palacios 23.15; 6, Natalya Safronnikova BLR 23.66; 7, Svetlana Bodritskaya KAZ 23.96
Heat 4: (1.8) 1, Jayasinghe 22.44; 2, Leshchova 22.47; 3, Ottey 22.47; 4, Félix 22.71; 5, Pendareva 23.02; 6, Gabi Rockmeier GER 23.22; 7, Patricia Rodríguez COL 23.45; 8, Vernetta Lesforis LCA 24.27
Heat 5: (-2.0) 1, Cuthbert 23.08; 2, Davis 23.26; 3, Taplin 23.28; 4, Benth 23.33; 5, Marina Filipović YUG 23.54; 6, Heather Samuel ANT 23.93; 7, Sittina Djabiri COM 30.88; Natalya Voronova RUS DNF
Heat 6: (-0.8) 1, Miller 22.55; 2, Liu 22.99; 3, Campbell 23.00; 4, Jardim 23.04; 5, Hernesniemi 23.17; 6, Monika Gachevska BUL 23.55; 7, Dora Kyriacou CYP 24.08; 8, Laure Kuetey BEN 25.15
Heat 7: (1.8) 1, Li 22.44; 2, Benesova 22.76; 3, Sturrup 22.77; 4, Bikar 22.81; 5, Ladonna Antoine CAN 23.86; 6, Georgette Nkoma CMR 24.53; 7, Rossa Maira PNG 25.02; 8, Fanta Dao MLI 25.35
Second round (First 3 & 4 fastest to semi-finals) (Aug 6)
Heat 1: (-2.4) 1, Ottey 22.65; 2, Leshchova 22.91; 3, Koffa 23.05; 4, Li Xuemei CHN 23.06; 5, Lucrécia Jardim POR 23.16; 6, Hana Benesova CZE 23.34; 7, Lauren Hewitt AUS 23.53; 8, Katharine Merry GBR 23.98
Heat 2: (0.3) 1, Jayasinghe 22.47; 2, Trandenkova 22.63; 3, Cuthbert 22.83; 4, Yan Jiankui CHN 22.97; 5, Cheryl Taplin USA 23.07; 6, Chandra Sturrup BAH 23.07; 7, Katia Benth FRA 23.20; 8, Simmone Jacobs GBR 23.49
Heat 3: (-3.1) 1, Pérec 22.69; 2, Miller 22.85; 3, Frazer 22.92; 4, Pauline Davis BAH 23.13; 5, Melanie Paschke GER 23.22; 6, Felipa Palacios COL 23.34; 7, Alenka Bikar SLO 23.43; 8, Sanna Hernesniemi FIN 23.52
Heat 4: (0.0) 1, Gainsford-Taylor 22.45; 2, Félix 22.56; 3, Pintusevich 22.56; 4, Campbell 22.75; 5, Feagin 22.81; 6, Pendareva 22.90; 7, Liu 22.95; 8, Shanta Ghosh GER 23.62
Semi-finals (First 4 to final) (Aug 7)
Heat 1: (-2.3) 1, Miller 22.59; 2, Pintusevich 22.65; 3, Trandenkova 22.69; 4, Gainsford-Taylor 22.70; 5, Merlene Frazer JAM 22.81; 6, Juliet Campbell JAM 22.94; 7, Liu Xiaomei CHN 23.03; Marie-José Pérec FRA DNS
Heat 2: (0.2) 1, Ottey 22.26; 2, Jayasinghe 22.33; 3, Félix 22.57; 4, Leshchova 22.59; 5, Katerina Koffa GRE 22.70; 6, Zundra Feagin USA 22.92; 7, Juliet Cuthbert JAM 23.03; Petya Pendareva BUL DNS

Seville 1999

Final (Aug 27) (0.6)

1,	Inger Miller	USA	21.77	11.10/10.67
2,	Beverly McDonald	JAM	22.22	11.28/10.94
=3,	Merlene Frazer	JAM	22.26	11.26/11.00
	Andrea Philipp	GER	22.26	11.26/11.00
5,	Debbie Ferguson	BAH	22.28	11.17/11.11
6,	Fatima Yusuf	NGR	22.42	11.37/11.05
7,	Lauren Hewitt	AUS	22.53	11.42/11.11
8,	Juliet Campbell	JAM	22.64	11.50/11.14

A shadow was cast over the event when Jones, an odds-on favourite to complete a sprint double, suffered a spasm in her back during her semi-final, collapsed and was stretchered off the track. There had been an earlier setback when defending champion Pintusevich-Block failed to start in her quarter-final, while Merlene Ottey, a medallist at this distance at all six previous editions of the World Championships and still a contender, withdrew after a positive doping test for nandrolone was revealed. Despite all that, the final produced a worthy champion in Miller, who after moving to eighth on the world all-time list over 100m with 10.79 became the 11th swiftest ever at 200m as she improved from 22.10 to 21.77 and won by the biggest margin in a global 200 since Fanny Blankers-Koen at the 1948 Olympics. She ran the first 100m in 11.10, the second in 10.67.

McDonald, drawn in lane 8 but finishing in lane 9, clocked a personal best of 22.22 for silver with Frazer and Philipp dead-heating for the bronze.

First round (First 4 & 4 fastest to second round) (Aug 24)
Heat 1: (0.4) 1, Van Heer 22.67; 2, Philipp 22.73; 3, Sturrup 23.18; 4, Kóffa 23.25; 5, Maduaka 23.27; 6, Hana Benesová CZE 23.84
Heat 2: (-0.1) 1, McDonald 22.52; 2, Hurtis 22.69; 3, Perry 22.97; 4, Gevaert 23.21; 5, Mani 23.37; 6, Heide Seÿerling RSA 23.59; 7, Lineo Shoai LES 25.70
Heat 3: (-0.4) 1, Miller 22.92; 2, Trandenkova 23.04; 3, Campbell 23.07; 4, de Moura 23.34; 5, Aïda Diop SEN 23.38; 6, Louise Ayetotche CIV 23.54; 7, Julia Alba ESP 23.73
Heat 4: (-0.3) 1, Frazer 22.80; 2, Hewitt 22.88; 3, Bikar 22.98; 4, Möller 23.16; 5, Pintusevich-Block 23.19; Irina Privalova RUS DNS
Heat 5: (0.2) 1, Ferguson 22.68; 2, Safronnikova 22.85; 3, Goncharenko 22.89; 4, Peris-Kneebone 22.93; 5, Mulrain 23.07; 6, Ciara Sheehy IRL 23.54; 7, Marcia Daniel DMA 24.48
Heat 6: (0.5) 1, Jones 22.69; 2, Yusuf 22.72; 3, Levorato 22.91; 4, Palacios 23.20; 5, Darsha Damayanthi SRI 23.57; 6, M'Mah Touré GUI 26.35; Heather Samuel ANT DNS
Heat 7: (-0.7) 1, Nku 22.84; 2, Radecka 23.01; 3, Hartman 23.27; 4, Bloomfield 23.31; 5, Sanna Kyllönen FIN 23.43; 6, Lyubov Perepelova UZB 23.74; Savatheda Fynes BAH DNS
Second round (First 4 to semi-finals) (Aug 24)
Heat 1: (0.0) 1, Jones 22.45; 2, Frazer 22.48; 3, Hewitt 22.73; 4, Sturrup 22.84; 5, Sabrina Mulrain GER 22.90; 6, Zuzanna Radecka POL 22.96; 7, Lucimar de Moura BRA 23.14; 8, Wendy Hartman RSA 23.28
Heat 2: (1.1) 1, McDonald 22.26; 2, Yusuf 22.28; 3, Hurtis 22.31; 4, Levorato 22.60; 5, Nanceen Perry USA 22.61; 6, Esther Möller GER 22.85; 7, Myriam Mani CMR 23.14; 8, Kim Gevaert BEL 23.16
Heat 3: (-0.1) 1, Miller 22.49; 2, Goncharenko 22.77; 3, Philipp 22.81; 4, Van Heer 22.89; 5, Katerína Kóffa GRE 23.28; 6, Joice Maduaka GBR 23.33; 7, Felipa Palacios COL 23.46; Alenka Bikar SLO DNS
Heat 4: (0.6) 1, Ferguson 22.53; 2, Campbell 22.69; 3, Safronnikova 22.74; 4, Peris-Kneebone 22.76; 5, Marina Trandenkova RUS 22.82; 6, Mercy Nku NGR 22.83; 7, Christine Bloomfield GBR 23.35; Zhanna Pintusevich-Block UKR DNS
Semi-finals (First 4 to final) (Aug 25)
Heat 1: (1.8) 1, Miller 22.17; 2, Philipp 22.25; 3, McDonald 22.26; 4, Yusuf 22.44; 5, Muriel Hurtis FRA 22.52; 6, Svetlana Goncharenko RUS 22.68; 7, Manuela Levorato ITA 22.70; 8, Nova Peris-Kneebone AUS 22.74
Heat 2: (0.5) 1, Frazer 22.18; 2, Ferguson 22.34; 3, Campbell 22.50; 4, Hewitt 22.54; 5, Tania Van Heer AUS 22.57; 6, Chandra Sturrup BAH 22.75; 7, Natalya Safronnikova BLR 23.16; Marion Jones USA DNF

Edmonton 2001

Final (Aug 10) (-0.8)

1,	Debbie Ferguson	BAH	22.52	11.1/11.5
2,	LaTasha Jenkins	USA	22.85	11.3/11.6
3,	Cyndonie Mothersill	CAY	22.88	11.3/11.6
4,	Juliet Campbell	JAM	22.99	11.3/11.7
5,	Alenka Bikar	SLO	23.00	11.3/11.7
6,	Myriam Mani	CMR	23.15	11.3/11.9

Marion Jones	USA	DQ (r40.8) (22.39)	10.9/11.5
Kelli White	USA	DQ (r40.8) (22.56)	11.2/11.4

Marion Jones finally won a world 200m title, but was not as convincing as had been expected before the championships. After the semis it looked as if Ferguson might just upset Jones as Zhanna Pintusevich-Block had in the 100m. Off the bend, the Bahamaian was within striking distance, but Jones stayed in front and instead it was Ferguson who came under pressure from White, who had the fastest finish of all.

As detailed under reports of the 2001 and 2003 100 metres, both White then Jones were retroactively disqualified after each admitted doping violations going back to 2000.

First Round (First 4 & 4 fastest to semi-finals) (Aug 8)
Heat 1: (0.2) 1, Darsha 22.88; 2, Rockmeier 23.01; 3, Gevaert 23.10; 4, Khabarova 23.25; 5, Safronnikova 23.30; 6, Liliana Allen MEX 23.32; 7, Aleen Bailey JAM 23.70; 8, Kaitinano Mwemweata KRI 28.76
Heat 2: (0.8) 1, McDonald 22.73; 2, Diop 22.91; 3, Hewitt 23.07; 4, LaDonna Antoine CAN 23.76; 5, Gabriela Patterson CRC 24.37; 6, Ann Mooney PNG 25.34; Susanthika Jayasinghe SRI DQ (r163.3); White DQ (r40.8) (22.65)
Heat 3: (0.3) 1, Ferguson 23.00; 2, Reilly 23.02; 3, Ayétotché 23.15; 4, Lyubov Perepelova UZB 24.03; 5, Karin Mayr AUT 24.38; 6, Ekundayo Williams SLE 25.35; Jones DQ (r40.8) (22.70); Yekaterina Leshchova RUS DQ (r40.1) (24.06)
Heat 4: (-0.7) 1, Jenkins 22.82; 2, Mani 22.82; 3, Onyali 22.87; 4, Manninen 22.93; 5, Rockmeier 22.95; 6, Dia 23.07; Valma Bass SKN & Kaltouma Nadjina CHA DNS
Heat 5: (1.2) 1, Mothersill 22.54; 2, Campbell 22.88; 3, Bikar 22.93; 4, Miller 22.98; 5, Levorato 23.23; 6, Felipa Palacios COL 23.40; 7, Natasha Mayers VIN 24.91; 8, Marcia Daniel DMA 25.04
Semi-Finals (First 2 & 2 fastest to final) (Aug 9)
Heat 1: (0.3) 1, Campbell 22.68; 2, Damayanthi Darsha SRI 22.88; 3, Birgit Rockmeier GER 22.97; 4, Johanna Manninen FIN 23.11; 5, Manuela Levorato ITA 23.13; 6, Fabé Dia FRA 23.14; 7, Kim Gevaert BEL 23.29; Jones DQ (r40.8) (22.40)
Heat 2: (-0.1) 1, Mani 22.59; 2, Jenkins 22.63; 3, Mothersill 22.63; 4, Bikar 22.76; 5, Aïda Diop SEN 22.94; 6, Natalya Safronnikova BLR 23.02; 7, Lauren Hewitt AUS 23.05; 8, Louise Ayétotché CIV 23.47
Heat 3: (-0.3) 1, Ferguson 22.39; 2, Mary Onyali NGR 22.80; 3, Inger Miller USA 22.82; 4, Beverly McDonald JAM 22.84; 5, Sarah Reilly IRL 23.24; 6, Irina Khabarova RUS 23.43; Gabi Rockmeier GER DNF; White DQ (r40.8) (22.54)

Paris 2003

Final (Aug 28) (-0.3)

1,	Anastasiya Kapachinskaya	RUS	22.38
2,	Torri Edwards	USA	22.47
3,	Muriel Hurtis	FRA	22.59
4,	Zhanna Block	UKR	22.92
5,	Beverly McDonald	JAM	22.95
6,	Natalya Safronnikova	BLR	22.98
7,	Anzhela Kravchenko	UKR	23.00
	Kelli White	USA	DQ (r40.1) (22.05)

White was a commanding winner of the final in 22.05, but this was to count for nothing when it emerged that she had failed a doping control test in Paris and had indeed been comitting doping offences since 2000 (see report of the Paris women's 100m). The gold reverted to Kapachinskaya, who had made up three places in the finishing straight. Edwards was named as silver medallist with Hurtis (originally a distraught fourth) taking the bronze.

Unfortunately, it must be noted that both Kapachinskaya and Edwards committed doping violations in early 2004, and each began serving bans of two years.

First round (First 4 & 8 fastest to second round) (Aug 26)
Heat 1: (-0.6) 1, Block 23.13; 2, Félix 23.29; 3, Manninen 23.43; 4, Felix 23.46; 5, Díaz 23.47; 6, Virgil Hodge SKN 24.17; 7, Yana Kolpakova AZE 27.74
Heat 2: (0.3) 1, Hurtis 22.51; 2, Anim 23.08; 3, Goncharenko 23.18; 4, Ferguson 23.18; 5, Cripps 23.29; 6, Murillo 23.48; 7, Thi Huong Vu VIE 24.63
Heat 3: (0.2) 1, Maydanova 23.03; 2, McDonald 23.11; 3, Mayr-Krifka 23.25; 4, Oyepitan 23.30; 5, Valma Bass ISV 24.16; 6, Mae Koime PNG 26.03; White DQ (r40.1) (22.97)
Heat 4: (-0.7) 1, Kravchenko 22.78; 2, Edwards 22.83; 3, Gevaert 22.92; 4, Maduaka 23.11; 5, Safronnikova 23.20; 6, Feraez 23.85; 7, Karla Hernández ESA 25.97
Heat 5: (-0.4) 1, Kapachinskaya 22.90; 2, Bailey 22.98; 3, Nku 23.17; 4, Pacholak 23.39; 5, Pillay 23.47; 6, Lineo Shoai LES 25.63; Susanthika Jayasinghe SRI
Heat 6: (0.1) 1, Onyali 22.80; 2, Mothersill 22.84; 3, Hewitt 23.01; 4, Poelman 23.22; 5, Ottey 23.24; 6, Lucia Ivanová SVK 24.12; 7, Kerina Hughes AIA 27.16
Second round (First 4 to semi-finals) (Aug 26)
Heat 1: (0.0) 1, Edwards 22.66; 2, Kravchenko 22.81; 3, Anim 22.95; 4, McDonald 22.96; 5, Merlene Ottey SLO 23.22; 6, Johanna Manninen FIN 23.42; 7, Anna Pacholak POL 23.43; Digna Luz Murillo COL DNS
Heat 2: (-0.2) 1, Kapachinskaya 22.73; 2, Gevaert 22.91; 3, Maydanova 22.93; 4, Debbie Ferguson BAH 22.98; 5, Abiodun Oyepitan GBR 23.42; 6, Jacqueline Poelman NED 23.51; White DQ (r40.1) (22.67); Sharon Cripps AUS DNS
Heat 3: (-0.3) 1, Hurtis 22.70; 2, Safronnikova 22.96; 3, Nku 23.16; 4, Mothersill 23.29; 5, Svetlana Goncharenko RUS 23.29; 6, Allyson Felix USA 23.33; 7, Fabienne Feraez BEN 24.17; Aleen Bailey JAM DNF
Heat 4: (0.1) 1, Block 22.67; 2, Onyali 22.73; 3, Hewitt 23.10; 4, Díaz 23.21; 5, Sylviane Félix FRA 23.27; 6, Karin Mayr-Krifka AUT 23.30; 7, Geraldine Pillay RSA 23.39; 8, Joice Maduaka GBR 23.51
Semi-finals (First 4 to final) (Aug 26)
Heat 1: (-0.1) 1, Block 22.61; 2, Kravchenko 22.66; 3, McDonald 22.92; 4, Mary Onyali NGR 22.97; 5, Lauren Hewitt AUS 23.07; 6, Roxana Díaz CUB 23.12; 7, Vida Anim GHA 23.16; White DQ (r40.1) (22.50)
Heat 2: (-0.2) 1, Hurtis 22.41; 2, Kapachinskaya 22.43; 3, Edwards 22.44; 4, Safronnikova 22.76; 5, Kim Gevaert BEL 22.86; 6, Maryna Maydanova UKR 22.91; 7, Cydonie Mothersill CAY 23.07; 8, Mercy Nku NGR 23.62

Helsinki 2005

Final (Aug 12) (0.2)

1,	Allyson Felix	USA	22.16
2,	Rachelle Smith	USA	22.31
3,	Christine Arron	FRA	22.31
4,	Veronica Campbell	JAM	22.38
5,	LaTasha Colander	USA	22.66
6,	Yuliya Gushchina	RUS	22.75
7,	Kim Gevaert	BEL	22.86
8,	Cydonie Mothersill	CAY	23.00

Having beaten Campbell the month before Helsinki, Felix was the favourite, but was edged in her heat by the surprising Gushchina, who put up the fastest time of the first round with 22.53. Arron showed good 200m form for the first time in a major championship in winning the first semi-final in 22.45 into a 2.7 wind, cruising through 100 in 11.3 and coasting home impressively. Felix won the other semi-final in 22.90 – this into a 4.0 wind, with Olympic Champion Campbell placing third behind Gevaert, and so not qualifying for one of the seeded middle lanes.

Campbell was drawn in lane seven for the final, and she blasted out of the blocks, and powered the curve, leading from Arron and Felix by a metre at halfway. However, Campbell had taken the bend too quickly and she ran almost 20m of the straight in lane 8 – fortunately without impeding Gushchina. At 150m, Arron took the lead from Campbell, but the French star was again trying to force her stride. Felix, by contrast, was displaying her relaxed power, and she flowed away over the last 25m. Smith, two metres down on Campbell at halfway, zipped by her with 10m to go and just caught Arron on the line for the silver medal. At 19 years 267 days Felix became the youngest winner – man or woman – of a world sprint title.

First round (First 3 & 4 fastest to semi-finals) (Aug 10)
Heat 1: (-2.5) 1, Mothersill 23.72; 2, Colander 23.89; 3, Jones 24.12; 4, Lauren Hewitt AUS 24.20; 5, Sheri-Ann Brooks JAM 24.20; 6, Yelena Bolsun RUS 24.30; 7, Karin Mayr-Krifka AUT 24.61
Heat 2: (-1.1) 1, Gushchina 22.53; 2, Felix 22.68; 3, Gevaert 22.78; 4, Sologub 23.16; 5, Maydanova 23.31; 6, Tracy Joseph CRC 24.84; 7, Gertrudis Luna GEQ 26.28
Heat 3: (-3.2) 1, Feraez 23.72; 2, Khabarova 23.78; 3, Smith 23.78; 4, Christine Amertil BAH 23.88; 5, Vida Anim GHA 24.16; 6, Mae Koime PNG 25.31; 7, Geinile Moyang SWZ 27.79
Heat 4: (0.3) 1, Arron 22.89; 2, Campbell 23.28; 3, de Moura 23.36; 4, Pillay 23.58; 5, Bikar 23.77; 6, Mercy Nku NGR 23.99
Semi-finals (First 4 to final) (Aug 11)
Heat 1: (-2.7) 1, Arron 22.45; 2, Smith 22.69; 3, Colander 22.69; 4, Mothersill 23.13; 5, Irina Khabarova RUS 23.26; 6, Lucimar de Moura BRA 23.42; 7, Maryna Maydanova UKR 23.78; 8, Geraldine Pillay RSA 24.22
Heat 2: (-4.0) 1, Felix 22.90; 2, Gevaert 22.97; 3, Campbell 23.02; 4, Gushchina 23.10; 5, Fabienne Feraez BEN 23.29; 6, Natalya Sologub BLR 23.62; 7, Laverne Jones ISV 23.62; 8, Alenka Bikar SLO 23.94

Osaka 2007

Final (Aug 31) (1.7)

1,	Allyson Felix	USA	21.81	11.15/10.66
2,	Veronica Campbell	JAM	22.34	11.10/11.24
3,	Susanthika Jayasinghe	SRI	22.63	11.45/11.18
4,	Torri Edwards	USA	22.65	11.3 /11.4
5,	Sanya Richards	USA	22.70	11.5 /11.2
6,	Aleen Bailey	JAM	22.72	11.4 /11.3
7,	LaShauntea Moore	USA	22.97	11.5 /11.5
8,	Cydonie Mothersill	CAY	23.08	11.7 /11.4

Defending champion Felix was the favourite, having run 22.18 in 2007, a fifth of a second quicker than her rivals. Richards, who had failed to make the US squad in the 400m but was second to Felix in the US 200m, was fastest in round two.

Campbell and Felix ran together over the first 100m of the final, with Campbell just ahead at the halfway point, 11.10 to 11.15, but Felix then moved away, generating more smooth power than one could have expected from an athlete measuring only 1.68m/53kg. By the finish, she was a full five metres clear of Campbell, while Jayasinghe again amazed, beating both Edwards and Richards for the bronze medal. Felix's time of 21.81 was the fastest of the 21st century, the best time since Inger Miller's 21.77 in 1999. Her winning margin was the greatest at this level since 1948.

First round (First 4 & 8 fastest to second round) (Aug 29)
Heat 1: (1.1) 1, Felix 22.50; 2, Jayasinghe 22.55; 3, Fletcher 22.94; 4, Díaz 23.06; 5, Harrigan 23.46; 6, Myriam Mani CMR 23.66
Heat 2: (-0.2) 1, Moore 22.93; 2, Ferguson McKenzie 23.07; 3, Bolsun 23.11; 4, Rodriguez 23.96; 5, Kay Khine Lwin MYA 24.50; 6, Abdikarim Sheikh Fowzio SOM 30.87; Emily Freeman GBR (162.7)
Heat 3: (1.9) 1, Naimova 22.84; 2, Jones 23.03; 3, Chermoshanskaya 23.21; 4, Shtanhyeyeva 23.23; 5, Pillay 23.39; 6, Gretta Taslakian LIB 24.35
Heat 4: (-0.8) 1, Richards 22.74; 2, Mothersill 22.86; 3, Bailey 22.94; 4, Anim 23.16; 5, Khubbieva 23.25; 6, Ayétotché 23.34; 7, Klocek 23.38; 8, Kirsten Nieuwendam SUR 24.52
Heat 5: (0.8) 1, Hurtis-Houairi 22.83; 2, Gevaert 22.91; 3, Hodge 23.00; 4, Tschirch 23.30; 5, Palacios 23.32; 6, Chebanu 23.40; 7, Kadiatou Camara MLI 23.48
Heat 6: (0.2) 1, Campbell 22.87; 2, Edwards 22.90; 3, Maduaka 23.22; 4, Affoué 23.24; 5, Rusakova 23.24; 6, Ionela Tîrlea ROU 23.48; 7, Sakie Nobuoka JPN 23.74
Second round (First 4 to semi-finals) (Aug 29)
Heat 1: (-0.2) 1, Richards 22.31; 2, Jayasinghe 22.55; 3, Hodge 22.84; 4, Jones 23.03; 5, Yuliya Chermoshanskaya RUS 23.15; 6, Yelena Chebanu UKR 23.21; 7, Felipa Palacios COL 23.24; 8, Cathleen Tschirch GER 23.50
Heat 2: (0.7) 1, Felix 22.61; 2, Bolsun 22.80; 3, Mothersill 22.82; 4, Gevaert 22.96; 5, Guzel Khubbieva UZB 23.28; 6, Tahesia Harrigan IVB 23.52; 7, Joice Maduaka GBR 23.62; 8, Zudikey Rodriguez MEX 24.31
Heat 3: (-0.4) 1, Campbell 22.55; 2, Edwards 22.62; 3, Naimova 22.87; 4, Fletcher 23.02; 5, Iryna Shtanhyeyeva UKR 23.17; 6, Ewelina Klocek POL 23.26; 7, Vida Anim GHA 23.47; 8, Louise Ayétotché CIV 23.60
Heat 4: (-0.5) 1, Bailey 22.60; 2, Moore 22.71; 3, Díaz 22.79; 4, Ferguson McKenzie 22.81; 5, Muriel Hurtis-Houairi FRA 22.86; 6, Natalia Rusakova RUS 22.97; 7, Amandine Allou Affoué CIV 23.46; 8, Geraldine Pillay RSA 23.55
Semi-finals (First 4 to final) (Aug 30)
Heat 1: (0.8) 1, Felix 22.21; 2, Campbell 22.44; 3, Edwards 22.51; 4, Mothersill 22.78; 5, Sherry Fletcher GRN 22.96; 6, Yelena Bolsun RUS 23.01; 7, Virgil Hodge SKN 23.06; Kim Gevaert BEL DNS
Heat 2: (-0.4) 1, Richards 22.50; 2, Bailey 22.65; 3, Jayasinghe 22.66; 4, Moore 22.73; 5, Tezdzhan Naimova BUL 22.88; 6, Roxana Díaz CUB 22.98; 7, Debbie Ferguson McKenzie BAH 23.27; 8, LaVerne Jones ISV 23.34

Berlin 2009

Final (Aug 21) (-0.1)

1,	Allyson Felix	USA	22.02	11.16/10.86
2,	Veronica Campbell-Brown	JAM	22.35	11.14/11.21
3,	Debbie Ferguson-McKenzie	BAH	22.41	11.29/11.12
4,	Muna Lee	USA	22.48	11.25/11.23
5,	Anneisha McLaughlin	JAM	22.62	11.43/11.19
6,	Simone Facey	JAM	22.80	11.39/11.41
7,	Emily Freeman	GBR	22.98	11.47/11.51
8,	Eleni Artymata	CYP	23.05	11.70/11.31

Campbell-Brown, ideally drawn one lane inside Felix, was about half a metre up on the American after 50m, but the defending champion was catching her, and did so just after halfway. Her long graceful stride took her a metre clear at 150m (16.37 to 16.49), and this extended to 3m by the finish, as Ferguson-McKenzie gained a metre on Campbell-Brown over the last 50m to pass Lee for the bronze medal.

The race marked the fourth time in five global championships that the first two medals had been taken by the Felix/Campbell-Brown duo, and the first time that any woman had won three consecutive world golds.

First round (First 3 & 6 fastest to semi-finals) (Aug 19)
Heat 1: (0.3) 1, Facey 22.83; 2, C Williams 23.08; 3, Danois 23.29; 4, Chisato Fukushima JPN 23.40; 5, Darlenis Obregón COL 23.42; 6, Andreea Ograzeanu ROU 23.42; 7, Nomvula Dlamini SWZ 25.70; Munira Saleh SYR DNF
Heat 2: (0.1) 1, Lee 22.76; 2, Baptiste 23.00; 3, Gushchina 23.07; 4, Hodge 23.34; 5, Carol Rodríguez PUR 23.54; 6, Sabina Veit SLO 23.77; 7, Sunayna Wahi SUR 24.74; 8, Saria Traboulsi LIB 26.90
Heat 3: (0.0) 1, Felix 22.88; 2, M Williams 22.96; 3, Z Williams 23.27; 4, Zaytseva 23.28; 5, Adrienne Power CAN 23.38; 6, Momoko Takahashi JPN 23.61; 7, Selloane Tsoaeli LES 28.34; Al-Gasara DQ (r40.8) (23.34)
Heat 4: (0.3) 1, Hooker 22.51; 2, Ferguson-McKenzie 22.71; 3, Artymata 22.83; 4, Bolsun 23.06; 5, Alena Kievich BLR 23.59; 6, Ivet Lalova BUL 23.60; 7, Meritzer Williams SKN 23.72
Heat 5: (0.1) 1, Mothersille 22.69; 2, McLaughlin 22.91; 3, Jones-Ferrette 22.97; 4, Anim 23.33; 5, Isabel Le Roux RSA 23.61; 6, Makelesi Batimala FIJ 24.13; 7, Damola Osayomi NGR 24.24
Heat 6: (0.0) 1, Campbell-Brown 23.01; 2, Freeman 23.10; 3, Borlée 23.25; 4, Ferguson 23.35; 5, Guzel Khubbieva UZB 23.61; 6, Jade Bailey BAR 23.84
Semi-finals (First 2 & 2 fastest to final) (Aug 16)
Heat 1: (0.5) 1, Ferguson-McKenzie 22.24; 2, Campbell-Brown 22.29; 3, Freeman 22.64; 4, Artymata 22.64; 5, Johanna Danois FRA 23.03; 6, Yelena Bolsun RUS 23.27; Marshevet Hooker USA DNF; Rakia Al-Gasara BRN DQ (r40.8) (23.26)
Heat 2: (0.3) 1, Felix 22.44; 2, McLaughlin 22.55; 3, LaVerne Jones-Ferrette ISV 22.74; 4, Cydonie Mothersille CAY 22.80; 5, ChaRonda Williams USA 22.81; 6, Olga Zaytseva RUS 23.19; 7, Sheniqua Ferguson BAH 23.40; 8, Tameka Williams SKN 23.47
Heat 3: (0.5) 1, Lee 22.30; 2, Facey 22.58; 3, Monique Williams NZL 22.90; 4, Kelly-Ann Baptiste TRI 22.96; 5, Virgil Hodge SKN 23.19; 6, Yulia Gushchina RUS 23.24; 7, Vida Anim GHA 23.36; 8, Olivia Borlée BEL 23.42

200 METRES

Multiple Medallists:

6	Merlene Ottey	JAM	83-2, 87-3, 91-3, 93-1, 95-1, 97-3
3	Allyson Felix	USA	05-1, 07-1, 09-1
2	Gwen Torrence	USA	91-2, 93-2
	Irina Privalova	RUS	93-3, 95-2
	Susanthika Jayasinghe	SRI	97-2, 07-3
	Debbie Ferguson/Ferguson-McKenzie	BAH	01-1, 09-3
	Veronica Campbell/Brown	JAM	07-2, 09-2

Most Finals:
6 Ottey

Most Appearances:

7	Ottey	JAM/SLO	83-2, 87-3, 91-3, 93-1, 95-1, 97-3, 03-5q1
6	Ferguson/Ferguson-McKenzie		95-6h4, 99-5, 01-1, 03-4q2, 07-7s2, 09-3

National Placings:

	1	2	3	4	5	6	7	8	Points
USA	4	6	-	4	4	1	1	1	116
JAM	2	4	3+1=	2	3	2	-	1	96.5
RUS	1	1	2	1	-	3	2	-	45
GER	3	-	1=	1	1	-	-	-	38.5
BAH	1	-	1	-	1	-	1	-	20
FRA	-	-	2	1	-	-	-	1	18
UKR	1	-	-	1	-	-	1	-	15
SRI	-	1	1	-	-	-	-	-	13
NGR	-	-	-	-	1	3	-	-	13
URS	-	-	-	1	1	-	-	1	10
GBR	-	-	1	-	-	-	1	-	8
CAY	-	-	1	-	-	-	-	2	8
SLO	-	-	-	-	1	-	-	-	4
BUL	-	-	-	-	-	1	-	1	4
AUS	-	-	-	-	-	-	2	-	4
BLR	-	-	-	-	-	1	-	-	3
CMR	-	-	-	-	-	1	-	-	3
POL	-	-	-	-	-	-	1	1	3
BEL	-	-	-	-	-	-	1	-	2
CAN	-	-	-	-	-	-	1	-	2
CYP	-	-	-	-	-	-	-	1	1
Totals	**12**	**12**	**11+2=**	**11**	**12**	**12**	**11**	**9**	**427**

400 Metres — Helsinki 1983

Final (Aug 10)

1,	Jarmila Kratochvílová	TCH	47.99WR	23.1/24.9
2,	Taťána Kocembová	TCH	48.59	23.5/25.1
3,	Mariya Pinigina	URS	49.19	23.2/26.0
4,	Gaby Bussmann	FRG	49.75	23.9/25.9
5,	Marita Payne	CAN	50.06	23.6/26.5
6,	Irina Baskakova	URS	50.48	24.1/26.4
7,	Dagmar Rübsam	GDR	50.48	24.1/26.4
8,	Rosalyn Bryant	USA	50.66	24.9/25.8

Jarmila Kratochvílová had already made a big impression in Helsinki: one day before the final she easily took the 800m title just 33 minutes after winning her one-lap semi-final.

She had also been obliged to run two preliminary races on each of the first two days of the championships. On the fourth day she was able to concentrate on the 400m final alone. Drawn in lane 3, she started very positively by closing the stagger on Pinigina. Kratochvílová's team-mate, Kocembová, also started quickly in lane 1. A tremendous third 100m brought the muscular Czech into the straight with a lead of five metres. Kocembová momentarily gained on her compatriot, but Kratochvílová powered on to win in the fantastic time of 47.99. It was the first world record to be set at an IAAF World Championship.

The place times were remarkable: Kocembová became the third quickest woman in history, Pinigina the fourth. Bussmann also dipped under 50 seconds but missed a medal.

"The world record came as a complete surprise," said Kratochvílová, "I never think about such things, only about the finish line and how to be the first to cross it."

First round (First 5 & 7 fastest to second round) (Aug 7)
Heat 1: 1, Kratochvílová 52.42; 2, Killingbeck 52.62; 3, Belle 53.01; 4, Scutt 53.30; 5, Rossi 53.51; 6, Mughrabi 59.58; 7, Marjorie Gentle BIZ 64.00
Heat 2: 1, Stamenova 53.81; 2, Bussmann 53.93; 3, Griffith 54.02; 4, Caicedo 55.09; 5, Forgács 55.15; 6, Athanas 56.54; 7, Liburd 62.46
Heat 3: 1, Kocembová 52.74; 2, Howard 52.78; 3, Ilieva 53.21; 4, Rattray 53.40; 5, Buala 57.37; 6, Toure 59.37; Florence Gaza SOL DNS
Heat 4: 1, Pinigina 52.49; 2, Crooks 53.83; 3, Rübsam 54.47; 4, Boyd 54.70; 5, Petrus 55.87; 6, Grun 56.84; 7, Baptiste 60.79
Heat 5: 1, Busch 53.16; 2, Baskakova 53.45; 3, Bryant 53.64; 4, Payne 53.96; 5, Ambulo 56.08; 6, Meigham 58.07; Rose Tata-Muya KEN DNS
Second round (First 4 to semi-finals) (Aug 8)
Heat 1: 1, Pinigina 51.05; 2, Bryant 51.44; 3, Busch 51.46; 4, Crooks 51.57; 5, Denise Boyd AUS 52.03; 6, Cathy Rattray JAM 53.78; Margarita Grun URU & Cornelia Baptiste LCA DNS
Heat 2: 1, Baskakova 51.07; 2, Bussmann 51.15; 3, Rübsam 51.62; 4, Killingbeck 52.25; 5, Roberta Belle USA 53.43; 6, Elanga Buala PNG 56.96; 7, Iviechia Petrus ISV 57.24; Halah Mughrabi SYR DNS
Heat 3: 1, Payne 52.23; 2, Ilieva 52.37; 3, Kratochvílová 52.40; 4, Scutt 52.70; 5, June Griffith GUY 53.47; 6, Leticia Athanas TAN 56.92; 7, Irina Ambulo PAN 58.33; Sandra Liburd SKN DNS
Heat 4: 1, Kocembová 51.88; 2, Forgács 52.18; 3, Stamenova 52.22; 4, Howard 52.34; 5, Erika Rossi ITA 53.88; 6, Patricia Meigham GUA 59.85; Eucaris Caicedo COL & Fatalmoudou Touré MLI DNS
Semi-finals (First 4 to final) (Aug 9)
Heat 1: 1, Kratochvílová 51.08; 2, Bussmann 51.22; 3, Baskakova 51.26; 4, Rübsam 51.52; 5, Charmaine Crooks CAN 51.96; 6, Denean Howard USA 52.06; 7, Judit Forgács HUN 52.74; 8, Rositza Stamenova BUL 53.09
Heat 2: 1, Pinigina 50.07; 2, Kocembová 50.45; 3, Payne 50.78; 4, Bryant 51.04; 5, Sabine Busch GDR 51.09; 6, Michelle Scutt GBR 51.88; 7, Molly Killingbeck CAN 51.97; 8, Katya Ilieva BUL 52.34

Rome 1987

Final (Aug 31)

1,	Olga Bryzgina	URS	49.38	23.82/25.56
2,	Petra Müller	GDR	49.94	23.64/26.30
3,	Kirsten Emmelmann	GDR	50.20	23.75/26.45
4,	Mariya Pinigina	URS	50.53	23.85/26.68
5,	Lillie Leatherwood	USA	50.82	24.37/26.45
6,	Jillian Richardson	CAN	51.03	24.76/26.27
7,	Diane Dixon	USA	51.13	23.94/27.19
8,	Olga V. Nazarova	URS	51.20	24.68/26.52

The great Marita Koch was destined never to win a world 400m title. She contested the sprints in 1983 and six months before the Rome World Championships, she suddenly announced her retirement from the sport.

Without her or Kratochvílová, the standard of women's one-lap running dipped and the 1987 world title was won in a time which would not have been good enough for a medal in Helsinki. The GDR pair of Emmelmann and Müller went out fastest in the final but were closed down by Bryzgina on the second bend. The Ukrainian took the lead early in the straight and continued to pull clear for an comfortable win. This was the second world championship medal won by the Bryzgin family. The winner's husband Viktor took a bronze in the 1983 sprint relay.

First round (First 3 & 4 fastest to semi-finals) (Aug 29)
Heat 1: 1, Bryzgina 51.62; 2, Richards 52.07; 3, Crooks 52.49; 4, Chepkurui 53.21; 5, Assumpta Achuo Bei CMR 54.18; Kungu Bankombo COD, P. T. Usha IND DNS
Heat 2: 1, Müller 51.68; 2, Kinzel 52.34; 3, Lacambra 52.46; 4, Ficher 52.59; 5, Usifo 53.64; 6, Jocelyn Joseph ANT 55.61; 7, Anna Cherry LCA 57.20
Heat 3: 1, Pinigina 51.38; 2, Howard 52.06; 3, Thimm 52.48; 4, Rattray-Williams 52.64; 5, Mercy Addy GHA 54.13; 6, Diana Dunrod SKN 57.64; Mariam Zewde ETH DNF
Heat 4: 1, Neubauer 51.96; 2, Leatherwood 52.16; 3, Payne 52.21; 4, Josephine Singarayer MAS 54.56; 5, Nadine Mbitoloum CHA 61.71; Nawal el Moutawakil MAR & Adina Valdez TRI DNS
Heat 5: 1, Richardson 51.94; 2, Olga V. Nazarova 52.04; 3, Figueirêdo 52.29; 4, Arendt 52.80; 5, Forgács 53.15; 6, Esther Petitón CUB 54.50; 7, Vanessa Barlow SAM 61.53
Heat 6: 1, Emmelmann 51.62; 2, Dixon 51.72; 3, Oliver 53.59; 4, Ruth Morris ISV 56.36; Sarmila Ray BAN, Molly Killinbeck & Cosetta Campana ITA DNS
Semi-finals (First 2 & 2 fastest to final) (Aug 30)
Heat 1: 1, Pinigina 50.83; 2, Richardson 50.91; 3, Leatherwood 50.95; 4, Dagmar Neubauer GDR 52.15; 5, Cathy Rattray-Williams JAM 52.51; 6, Fabienne Ficher FRA 52.58; 7, Helga Arendt FRG 52.80; 8, Blanca Lacambra ESP 54.72
Heat 2: 1, Müller 50.15; 2, Bryzgina 50.88; 3, Denean Howard USA 51.28; 4, Charmaine Crooks CAN 51.69; 5, Maria Figueirêdo BRA 52.24; 6, Gisela Kinzel FRG 52.66; 7, Judit Forgács HUN 52.99; 8, Ilrey Oliver JAM 53.35
Heat 3: 1, Emmelmann 50.53; 2, Dixon 50.83; 3, Olga V. Nazarova 51.07; 4, Ute Thimm FRG 51.23; 5, Sandie Richards JAM 51.54; 6, Marita Payne CAN 51.75; 7, Francisca Chepkurui KEN 52.86; Maria Usifo NGR DNS

Tokyo 1991

Final (Aug 27)

1,	Marie-José Pérec	FRA	49.13	22.82/26.31
2,	Grit Breuer	GER	49.42WJR	23.00/26.42
3,	Sandra Myers	ESP	49.78	23.82/25.96
4,	Olga Bryzgina	URS	49.82	23.49/26.33
5,	Jearl Miles	USA	50.50	23.72/26.78
6,	Ximena Restrepo	COL	50.79	24.08/26.71
7,	Lillie Leatherwood	USA	51.53	24.34/27.19
8,	Diane Dixon	USA	51.73	24.17/27.56

Nineteen-ninety-one saw an improvement in the standard of women's 400m running, and at the forefront was Marie-José Pérec. The long-legged Frenchwoman had already won the European Cup in the world's fastest time for four years. In Tokyo she went even quicker despite having to contest four races in four days.

Pérec (lane 3) started fast in the final, passing 200m in 22.82. She was tracked by European Champion Breuer. Pérec clocked 35.12 at 300m and was nearly three metres up on the German (35.39). Breuer, still a junior, was poised to attack on the final straight. Though she began to lose form, the Frenchwoman actually pulled further away from Breuer in the closing stages of the race.

Bryzgina, the defending champion, held third place until the last metres of the race when she was outdipped by Myers.

"The race was very hard," said Pérec. "I knew I had to come out of the second turn ahead because if I am ahead, I win. Talent is not enough."

First round (First 4 & 4 fastest to second round) (Aug 24)
Heat 1: Pérec 51.00; 2, Bryzgina 51.36; 3, Keough 51.51; 4, Olsen 52.84; 5, Allen 53.17; 6, Huang Yanhong CHN 54.51; 7, Lasnet Nkouka CGO 57.85
Heat 2: 1, Myers 52.70; 2, Yusuf 52.81; 3, McLeón 52.87; 4, Carabali 53.31; 5, Tandian 53.65; 6, Vaciseva Tavaga FIJ 58.82; 7, Juliana Nzang Obieng GEQ 64.13
Heat 3: 1, Miles 51.88; 2, Hanson 52.08; 3, Restrepo 52.41; 4, Janke 53.73; 5, Reawadee Srithoa THA 54.94; 6, Zeinabou Jean-Wali NIG 65.03; Sharmaine Williams TKS DQ; Suzie Tanefo CMR DNS

Heat 4: 1, Dixon 52.43; 2, Breuer 52.56; 3, Yurchenko 52.65; 4, Poetschka 52.65; 5, Merino 53.04; 6, Orit Kolodni ISR 54.26; 7, Claudia Acerenza URU 55.82; 8, Graciela von Schmeling PAR 57.37
Heat 5: 1, Opara 51.06; 2, Dzhigalova 51.45; 3, Leatherwood 53.04; 4, Forgács 53.24; 5, Grossenbacher 53.77; 6, Shermaine Ross GRN 55.90; 7, Mary Estelle Kapalu VAN 56.47
Second round (First 4 & 4 fastest to semi-finals) (Aug 25)
Heat 1: 1, Miles 51.88; 2, Myers 52.01; 3, Breuer 52.16; 4, Yusuf 52.46; 5, Olsen 52.95; 6, Aissatou Tandian SEN 53.06; 7, Cheryl Allen CAN 53.21; Aelita Yurchenko URS DNF
Heat 2: 1, Dzhigalova 50.76; 2, Dixon 50.84; 3, Keough 51.13; 4, Poetschka 51.65; 5, Merino 51.82; 6, Carabali 52.38; 7, Judit Forgács HUN 53.79; Charity Opara NGR DQ
Heat 3: 1, Pérec 50.61; 2, Restrepo 50.66; 3, Leatherwood 50.75; 4, Bryzgina 50.79; 5, Hanson 51.02; 6, Karin Janke GER 53.08; 7, Nancy McLeón CUB 53.72; Martha Grossenbacher SUI DNS
Semi-finals (First 4 to final) (Aug 26)
Heat 1: 1, Pérec 49.94; 2, Breuer 50.14; 3, Bryzgina 50.26; 4, Dixon 50.75; 5, Lorraine Hanson GBR 50.93; 6, Norfalia Carabali COL 52.40; 7, Renee Poetschka AUS 52.76; 8, Julia Merino ESP 53.41
Heat 2: 1, Myers 50.64; 2, Leatherwood 50.68; 3, Miles 50.79; 4, Restrepo 50.82; 5, Lyudmila Dzhigalova URS 50.85; 6, Fatima Yusuf NGR 50.91; 7, Linda Keough GBR 50.98; 8, Sølvi Olsen NOR 53.63

Stuttgart 1993

Final (Aug 17)

1,	Jearl Miles	USA	49.82	23.95/25.87
2,	Natasha Kaiser-Brown	USA	50.17	23.78/26.39
3,	Sandie Richards	JAM	50.44	23.77/26.67
4,	Tatyana Alekseyeva	RUS	50.52	23.48/27.04
5,	Ximena Restrepo	COL	50.91	23.71/27.20
6,	Sandra Myers	ESP	51.22	23.63/27.59
7,	Juliet Campbell	JAM	51.40	24.27/27.13
	Norfalia Carabali	COL	DQ	24.85/27.07
			(r163.3)	(51.92)

There was no clear favourite, then Tatyana Alekseyeva came to everyone's attention with personal bests in heat and semi-final. The Russian took off quickest in the final. Conversely, US Champion Miles started conservatively and was only sixth at halfway. She improved to third at 300m and took the lead in the finishing straight as Alekseyeva faded. The next best finish came from Kaiser-Brown, who, like Miles, was wearing a pair of oversized sunglasses. Richards came up to pip Alekseyeva for the bronze.

The winner's time was the slowest at world or Olympic level since 1972, yet it was the fastest in the world at that point in 1993.

Marie-José Pérec and Gwen Torrence, arguably the world's best two 400m runners, both decided to concentrate on the sprints in Stuttgart.

First round (First 2 & 6 fastest to semi-finals) (Aug 15)
Heat 1: 1, Alekseyeva 50.88; 2, Richards 51.01; 3, Nadezda Kostovalová TCH 52.69; 4, Elsa Devassoigne FRA 52.81; 5, Regula Zurcher-Scalabrin SUI 52.84; 6, Guilhermina da Cruz ANG 55.34; 7, Kaltouma Nadjina CHA 59.76
Heat 2: 1, Kaiser-Brown 51.80; 2, Ruzina 52.23; 3, Keough 52.61; 4, Dora Kyriakou CYP 54.49; 5, Lorie Ann Adams GUY 55.54; 6, Shermaine Ross GRN 55.80; 7, Aminath Nasheeda MDV 67.87; Ruth Mangue GEQ DNS
Heat 3: 1, Restrepo 51.59; 2, Myers 51.77; 3, Yurchenko 52.22; 4, Noodang Phimphoo THA 54.01; 5, Denise Ouabangui CAF 57.18; 6, Lasnet Nkouka CGO 57.95; Grace Birungi UGA DNS
Heat 4: 1, Carabali 51.65; 2, Campbell 51.76; 3, Collins 52.03; 4, Tandian 52.59; 5, Yana Burtasenkova MDA 53.12; 6, Manda Kanoute MLI 55.72; 7, Rachelle Godonou BEN 63.39
Heat 5: 1, Miles 51.24; 2, Turner 52.04; 3, Rücker 52.10; 4, Landre 52.53; 5, Camille Noel CAN 53.11; 6, Mary Estelle Kapalu VAN 56.06; 7, Mirna El-Laz LIB 59.76; Lyudmila Dzhigalova UKR DNS
Semi-finals (First 4 to final) (Aug 16)
Heat 1: 1, Kaiser-Brown 50.41; 2, Alekseyeva 50.49; 3, Campbell 50.89; 4, Carabali 51.17; 5, Aelita Yurchenko UKR 51.55; 6, Inez Turner JAM 52.25; 7, Anja Rücker GER 52.32; 8, Aissatou Tandian SEN 52.77
Heat 2: 1, Miles 50.45; 2, Richards 50.65; 3, Myers 50.83; 4, Restrepo 50.89; 5, Yelena Ruzina RUS 51.14; 6, Linda Keough GBR 52.56; 7, Michelle Collins USA 52.60; 8, Francine Landre FRA 52.72

Gothenburg 1995

Final (Aug 8)

1,	Marie-José Pérec	FRA	49.28
2,	Pauline Davis	BAH	49.96
3,	Jearl Miles	USA	50.00
4,	Cathy Freeman	AUS	50.60
5,	Fatima Yusuf	NGR	50.70
6,	Falilat Ogunkoya	NGR	50.77
7,	Maicel Malone	USA	50.99
8,	Sandie Richards	JAM	51.13

The Gothenburg timetable had been revised to help Pérec attempt the 400m flat and hurdles double, but the day before the 400m final the Frenchwoman, nursing a sore hamstring, withdrew from the hurdles. This meant she did not have to run a heat of the hurdles two hours before the flat final.

Freeman, who beat Pérec in Monaco in late July, went out fast. She was timed at 23.3 at 200m compared with 23.5 for Pérec. The two were level at 300m (35.7) when the Frenchwoman began to pull away. Freeman was passed on either side by Davis and Miles and slipped to fourth in the finishing straight. Pérec's winning time was the world's quickest for three years; Davis cracked 50 seconds in her first major championship 400m, narrowly ahead of defending champion Miles.

"I feel like I ran a perfect race," said the winner.

First round (First 3 & 3 fastest to semi-finals) (Aug 5)
Heat 1: 1, Freeman 51.29; 2, Neef 51.39; 3, Chebykina 51.58; 4, Linda Kisabaka GER 51.96; 5, Idalmis Bonne CUB 52.10; 6, Zoila Stewart CRC 53.48; 7, Hsu Pei-Chin TPE 54.93
Heat 2: 1, Malone 51.22; 2, Duporty 51.55; 3, Olga V. Nazarova 51.55; 4, Olabisi Afolabi NGR 51.79; 5, Grace Birungi UGA 53.92; 6, Ngozi Mwanamwamba ZAM 53.92; 7, Lu Xifang CHN 56.64
Heat 3: 1, Pérec 51.24; 2, Sotnikova 51.39; 3, Zhang 51.51; 4, Röhlander 51.68; 5, Norfalia Carabali COL 51.96; 6, Oznur Dursun TUR 54.21; Kannan Solaimathi IND DNS
Heat 4: 1, Myers 51.18; 2, Davis 51.21; 3, Graham 51.39; 4, Li 51.50; 5, Sandra Kuschmann GER 51.99; 6, Olga Moroz UKR 52.31; 7, Sharron Celecia GIB 61.03; Kate Clarke LBR DNS
Heat 5: 1, Ogunkoya 50.72; 2, Miles 50.94; 3, Williams 51.32; 4, McLeon 51.39; 5, Evelyne Elien FRA 53.34; 6, Mercy Addy GHA 54.29; Bernice Morton SKN DQ (r163.3)
Heat 6: 1, Richards 51.30; 2, Rurak 51.32; 3, Georgieva 51.37; 4, Helena Fuchsová CZE 51.96; 5, Lee Naylor AUS 52.37; 6, Vernatta Lesforis LCA 56.43; 7, Mirna El-Laz LIB 59.96; Francine Landre FRA DNF
Heat 7: 1, Yusuf 50.60; 2, Poetschka 51.26; 3, Restrepo 51.57; 4, Ludmila Formanová CZE 52.05; 5, Merlene Frazer JAM 52.24; 6, Dora Kyriakou CYP 52.81; 7, Mary Estelle Kapalu VAN 53.92; 8, Bipendu Mbombo COD 61.60
Semi-finals (First 2 & 2 fastest to final) (Aug 6)
Heat 1: 1, Freeman 50.49; 2, Yusuf 50.56; 3, Richards 50.64; 4, Melanie Neef GBR 51.18; 5, Yulia Sotnikova RUS 51.41; 6, Kim Graham USA 51.77; 7, Ximena Restrepo COL 51.82; 8, Li Jing CHN 53.46
Heat 2: 1, Davis 50.43; 2, Malone 50.77; 3, Renee Poetschka AUS 51.00; 4, Sandra Myers ESP 51.03; 5, Nancy McLeon CUB 51.46; 6, Daniela Georgieva BUL 51.65; 7, Tatyana Chebykina RUS 51.67; 8, Claudine Williams JAM 52.99
Heat 3: 1, Miles 50.39; 2, Pérec 50.42; 3, Ogunkoya 50.85; 4, Olga V. Nazarova RUS 51.83; 5, Julia Duporty CUB 51.85; 6, Uta Röhlander GER 51.99; 7, Yelena Rurak UKR 52.01; 8, Zhang Hengyun CHN 52.59

Athens 1997

Final (Aug 4)

1,	Cathy Freeman	AUS	49.77	23.93/25.84
2,	Sandie Richards	JAM	49.79	23.87/25.92
3,	Jearl Miles-Clark	USA	49.90	23.90/26.00
4,	Grit Breuer	GER	50.06	23.66/26.40
5,	Falilat Ogunkoya	NGR	50.27	23.83/26.44
6,	Helena Fuchsová	CZE	50.66	23.82/26.84
7,	Pauline Davis	BAH	50.68	24.31/26.37
8,	Tatyana Alekseyeva	RUS	51.37	23.65/27.72

After finishing only third in her semi behind 1993 champion Miles-Clark and Ogunkoya, Olympic silver medallist Freeman was drawn in lane one, but she refused to be daunted by that and went on to claim the title vacated by Pérec. It was a close-run affair as Freeman – last at 100, seventh at 200m and a close second to Ogunkoya (36.11) at 300m in 36.13 – surged into the lead and found the strength to prevail by just 2/100ths over training partner Richards, with Miles-Clark a metre behind. "Although I am still inexperienced I think I chose the right tactics," said Freeman, the first Australian aboriginal to win any world athletics title.

First Round (First 4 & 4 fastest to second round) (Aug 2)
Heat 1: 1, Fuchsová 51.05; 2, Alekseyeva 51.61; 3, Damayanthi 51.99; 4, Afolabi 52.13; 5, Williams 52.30; 6, Antoine 52.44; 7, Maria Figueirêdo BRA 53.95; 8, Charmaine Smit NAM 55.67
Heat 2: 1, Richards 51.57; 2, Miles-Clark 51.77; 3, Curbishley 51.97; 4, Carabali 52.18; 5, Hana Benesová CZE 52.74; 6, Mayra González MEX 53.63; 7, Kaltouma Nadjina CHA 54.49; 8, Cathalina Staye STV 55.54
Heat 3: 1, Graham 51.92; 2, Fraser 52.21; 3, Spuri 52.54; 4, Chebykina 52.57; 5, Inez Turner JAM 53.34; 6, Hristina Panagou GRE 54.23; 7, Grace Dinkins LBR 55.19; Charity Opara NGR DNS
Heat 4: 1, Breuer 51.43; 2, Kotlyarova 51.55; 3, Ogunkoya 51.77; 4, Kostovalová 52.15; 5, de Jongh 52.47; 6, Zoila Stewart CRC 54.03; 7, Dijana Kojić BIH 55.06; 8, Olga Conte ARG 55.82
Heat 5: 1, Graham 51.45; 2, Freeman 51.53; 3, Malone 51.57; 4, Davis 51.61; 5, Rücker 51.84; 6, Marina Filipović YUG 53.16; 7, Svetlana Bodritskaya KAZ 53.28
Second round (First 4 & 4 fastest to semi-finals) (Aug 2)
Heat 1: 1, Richards 50.08; 2, Fuchsová 50.36; 3, Davis 50.53; 4, Kotlyarova 50.63; 5, Malone 50.77; 6, Curbishley 50.78; 7, Rücker 51.36; Adri de Jongh RSA DNF
Heat 2: 1, Ogunkoya 50.39; 2, Breuer 50.65; 3, Alekseyeva 50.90; 4, Graham 51.72; 5, Ladonna Antoine CAN 52.37; 6, Nadezda Kostovalová CZE 52.61; 7, Darsha Damayanthi SRI 53.49; 8, Tonique Williams BAH 54.23
Heat 3: 1, Miles-Clark 50.66; 2, Freeman 50.75; 3, Graham 51.03; 4, Afolabi 51.07; 5, Fraser 51.11; 6, Norfalia Carabali COL 51.42; 7, Tatyana Chebykina RUS 51.57; 8, Patrizia Spuri ITA 52.15
Semi-finals (First 4 to final) (Aug 3)
Heat 1: 1, Miles-Clark 50.05; 2, Ogunkoya 50.06; 3, Freeman 50.11; 4, Davis 50.77; 5, Lorraine Graham JAM 50.90; 6, Olga Kotlyarova RUS 51.03; 7, Anja Rücker GER 51.94; Donna Fraser GBR DNS
Heat 2: 1, Richards 50.21; 2, Breuer 50.33; 3, Fuchsová 50.69; 4, Alekseyeva 50.98; 5, Maicel Malone USA 51.40; 6, Allison Curbishley GBR 51.42; 7, Olabisi Afolabi NGR 51.44; 8, Kim Graham USA 51.54

Seville 1999

Final (Aug 26)

1,	Cathy Freeman	AUS	49.67	23.79/25.88
2,	Anja Rücker	GER	49.74	24.03/25.71
3,	Lorraine Graham	JAM	49.92	23.59/26.33
4,	Falilat Ogunkoya	NGR	50.03	23.66/26.37
5,	Katharine Merry	GBR	50.52	23.91/26.61
6,	Natalya Nazarova	RUS	50.61	24.09/26.52
7,	Grit Breuer	GER	50.67	24.08/26.59
8,	Olga Kotlyarova	RUS	50.72	24.26/26.46

Following a difficult climb back to the top after injury, Freeman again demonstrated her formidable competitive streak by winning her 32nd 400m final out of 33 since her Olympic silver medal three years earlier. A 49.76 semi-final from the outside lane indicated she was ready for the defence of her title, and she was too strong for everyone in the final in 49.67, her fastest for two years.

Ogunkoya, winner of the other semi-final, was narrowly ahead of Freeman at 300m (35.95 to 35.97) but faded to fourth as Rücker in lane 8 provided the surprise of the race by finishing strongly for second in 49.74 (her pre-Seville best was 50.64). Graham was third also in a personal best time. Merry, who only ran her first serious 400m the year before and decided in July to switch from 200m to 400m in Seville, rose to the new challenge by setting a personal best of 50.21 in her semi and placing fifth in the final.

First round (First 4 & 4 fastest to second round) (Aug 22)
Heat 1: 1, Breuer 51.13; 2, Collins 51.14; 3, Guevara 51.23; 4, De Angeli 52.60; 5, Leanie van der Walt RSA 53.53; 6, Zoila Stewart CRC 54.55; 7, Yelena Piskunova UZB 55.44
Heat 2: 1, Malone-Wallace 51.13; 2, Graham 51.32; 3, Rohländer 51.87; 4, Landre 52.07; 5, Tonique Williams BAH 52.95; 6, Svetlana Bodritskaya KAZ 53.74; 7, Ann Mooney PNG 57.30
Heat 3: 1, Opara 51.42; 2, Nazarova 52.25; 3, Burianová 52.49; 4, Darsha 52.68; 5, Tracey Barnes JAM 53.41; 6, Kristina Perica CRO 53.52; 7, Diala Al-Chabi LIB 57.22; 8, Donata Mutegwamaso RWA 60.04
Heat 4: 1, Ogunkoya 51.43; 2, Thiam 51.59; 3, Komgang 51.68; 4, Shinkins 52.12; 5, Tavares 52.74; 6, Louise Ayetotche CIV 55.44; 7, Hazel-Ann Regis GRN 57.64
Heat 5: 1, Merry 51.48; 2, Fuchsová 51.71; 3, Nadjina 51.90; 4, Andrews 51.99; 5, Ruicu 52.04; 6, Chen 52.76; 7, Maritza Figueroa NCA 57.64; 8, Ony Paule Ratsimbazafy MAD DNS
Heat 6: 1, Freeman 51.49; 2, Afolabi 51.50; 3, Kotlyarova 51.70; 4, Nguimgo 51.89; 5, Fraser 52.38; 6, Lisette Ferri ESP 54.50; 7, Dijana Kojić BIH 56.08
Heat 7: 1, Rücker 51.09; 2, Reid 51.94; 3, C Williams 52.01; 4, F Williams 53.07; 5, Grace Dinkins LBR 53.25; 6, Melissa Straker BAR 53.97; Lee Naylor AUS DQ (r163.3); Haoulatta Ahmed COM DQ (r162.7)
Second round (First 4 to semi-finals) (Aug 23)
Heat 1: 1, Opara 50.82; 2, Merry 50.86; 3, Fuchsová 51.18; 4, Reid 51.19; 5, Claudine Williams JAM 51.40; 6, Otilia Ruicu ROU 51.86; 7, Mireille Nguimgo CMR 51.98; 8, Foy Williams CAN 54.34
Heat 2: 1, Rücker 50.62; 2, Collins 50.75; 3, Graham 51.02; 4, Kotlyarova 51.21; 5, Claudine Komgang CMR 51.73; 6, Susan Andrews AUS 52.05; 7, Karen Shinkins IRL 52.08; 8, Chen Yuxiang CHN 52.93
Heat 3: 1, Breuer 50.41; 2, Afolabi 50.47; 3, Freeman 50.49; 4, Guevara 51.08; 5, Francine Landre FRA 52.07; 6, Kaltouma Nadjina CHA 52.47; 7, Virna De Angeli ITA 52.78; 8, Maria do Carmo Tavares POR 52.86
Heat 4: 1, Ogunkoya 50.59; 2, Nazarova 50.77; 3, Malone-Wallace 50.82; 4, Thiam 51.05; 5, Uta Rohländer GER 51.45; 6, Donna Fraser GBR 52.01; 7, Jitka Burianová CZE 52.52; 8, Damayanthi Darsha SRI 53.33
Semi-finals (First 4 to final) (Aug 25)
Heat 1: 1, Ogunkoya 49.96; 2, Graham 50.05; 3, Rücker 50.09; 4, Nazarova 50.48; 5, Michele Collins USA 50.67; 6, Ana Guevara MEX 50.70; 7, Helena Fuchsová CZE 50.84; 8, Suziann Reid USA 50.90
Heat 2: 1, Freeman 49.76; 2, Breuer 50.16; 3, Merry 50.21; 4, Kotlyarova 50.32; 5, Olabisi Afolabi NGR 50.40; 6, Charity Opara NGR 50.52; 7, Amy Mbacke Thiam SEN 50.77; 8, Maicel Malone-Wallace USA 50.93

Edmonton 2001

Final (Aug 7)

1,	Amy Mbacké Thiam	SEN	49.86
2,	Lorraine Fenton	JAM	49.88
3,	Ana Guevara	MEX	49.97
4,	Grit Breuer	GER	50.49
5,	Kaltouma Nadjina	CHA	50.80
6,	Olesya Zykina	RUS	50.93
7,	Mireille Nguimgo	CMR	51.97
	Falilat Ogunkoya	NGR	DNF

The winning time was the slowest yet, but the race was very exiting with three changes in the lead down the finishing straight. Breuer, contesting her fourth final, ran hard down the backstraight before Guevara entered the straight narrowly in front of the German and 1999 bronze medallist Fenton (née Graham). Breuer fell back and the Jamaican then edged ahead, by which time the lanky Senegalese Thiam had inched past Guevara. Fenton (lane 7) and Thiam (lane 4) appeared to be level, but on the line Thiam's dip was 0.02 ahead. The 1997 and 1999 winner Cathy Freeman took the year off from competition.

First round (First 3 & 6 fastest to semi-finals) (Aug 5)
Heat 1: 1, Nadjina 51.24; 2, Washington 51.50; 3, Richards 51.71; 4, Zana Minina LTU 52.98; 5, Gretta Taslakian LIB 57.06; Alena Petrova TKM DQ (r163.3); Sologub DQ (r40.1) (51.78); Sandrine Kangni TOG DNS
Heat 2: 1, Collins 51.26; 2, Fenton 51.80; 3, Marx 52.03; 4, Otilia Ruicu ROU 52.33; 5, Foy Williams CAN 52.92; 6, Maria do Carmo Tavares POR 54.08; 7, Gladys Mateyo ZIM 59.30 Verica Dimitrovska MKD DQ (r163.3)
Heat 3: 1, Zykina 51.56; 2, Ogunkoya 51.79; 3, Kozak 52.35; 4, Catherine Murphy GBR 52.40; 5, Francine Landre FRA 52.57; 6, Christine Armetil BAH 53.07; 7, Julia Alba ESP 54.73; 8, Mereoni Raluve FIJ 58.03
Heat 4: 1, Guevara 50.99; 2, Kapachinskaya 51.12; 3, Ekpo-Umoh 51.77; 4, Prokopek 51.92; 5, Beenamol 52.17; 6, Nova Peris AUS 53.55; 7, Tsvetelina Kirilova BUL 54.82
Heat 5: 1, Breuer 50.71; 2, Hennagan 51.12; 3, Shinkins 51.37; 4, Fraser 52.02; 5, Pompey 52.20; 6, Jane Arnott NZL 52.57; 7, Natalya Antyukh RUS 52.71
Heat 6: 1, Thiam 50.99; 2, Nguimgo 51.09; 3, Seÿerling 51.78; 4, Darsha 52.21; 5, LaDonna Antoine CAN 52.38; 6, Allison Beckford JAM 53.08; 7, Jitka Burianová CZE 53.29; Koldiana Shala ALB DQ (r163.3)
Semi-finals (First 2 & 2 fastest to final) (Aug 6)
Heat 1: 1, Breuer 50.32; 2, Zykina 50.59; 3, Nguimgo 50.71; 4, Demetria Washington USA 51.26; 5, Karen Shinkins IRL 51.66; 6, Damayanthi Darsha SRI 51.83; 7, Grażyna Prokopek POL 52.28; Natalya Sologub BLR DQ (r40.1) (51.43)
Heat 2: 1, Thiam 50.21; 2, Nadjina 50.38; 3, Ogunkoya 50.50; 4, Heide Seÿerling RSA 50.87; 5, Monique Hennagan USA 50.98; 6, Sandie Richards JAM 51.40; 7, Claudia Marx GER 51.75; 8, Kalayathumkuzhiyil Mathew Beenamol IND 52.68
Heat 3: 1, Guevara 50.58; 2, Fenton 50.61; 3, Michele Collins USA 51.22; 4, Florence Ekpo-Umoh GER 51.47; 5, Anastasiya Kapachinskaya RUS 51.68; 6, Donna Fraser GBR 51.77; 7, Aliann Pompey GUY 51.96; 8, Anna Kozak BLR 52.13

Paris 2003

Final (Aug 27)

1,	Ana Guevara	MEX	48.89	23.2/25.7
2,	Lorraine Fenton	JAM	49.43	23.7/25.7
3,	Amy Mbacké Thiam	SEN	49.95	23.3/26.7
4,	Natalya Nazarova	RUS	49.98	

5,	Tonique Williams	BAH	50.38	23.6/26.8
6,	Olesya Zykina	RUS	50.59	
7,	Lee McConnell	GBR	51.07	
8,	Svetlana Pospelova	RUS	51.30	

Guevara had been unbeaten in 21 finals since her Edmonton bronze. In Paris, she not only won again but moved into the world all-time top 10 at 48.89, the world's quickest since 1996. It was defending champion Thiam (lane 6) who started fastest in the final before Guevara (lane 3) went ahead to reach 200m in 23.2. Edmonton runner-up Fenton closed on the second bend before the Mexican pulled clear in the straight. Thiam barely held off Nazarova for the bronze. This was Mexico's first woman's gold and their first ever in these championships outside of the men's walks.

First round (First 3 & 9 fastest to semi-finals) (Aug 24)
Heat 1: 1, Guevara 51.14; 2, Usovich 51.39; 3, Afolabi 51.47; 4, Nguimgo 51.65; 5, Shinkins 52.06; 6, Sandrine Thiébaud-Kangni TOG 52.50; 7, Geisa Coutinho BRA 53.31
Heat 2: 1, Nazarova 51.09; 2, Amertil 51.72; 3, Richards 51.86; 4, Yefremova 51.91; 5, Tkach 52.06; 6, Trotter 52.17; 7, Irisca Kithouka CGO 60.04
Heat 3: 1, Williams 51.24; 2, Zykina 51.32; 3, Washington 51.53; 4, Regis 51.97; 5, Chrísoula Goudenoúdhi GRE 52.33; 6, Solèn Désert FRA 52.41; 7, Aida Torosyan ARM 58.02; 8, Wai Kuan Hoi MAC 60.75
Heat 4: 1, Fenton 50.90; 2, Pospelova 51.00; 3, McConnell 51.67; 4, Bulikiobo 52.01; 5, Aliann Pompey GUY 52.21; 6, Fatou Binetou Fall SEN 52.35; 7, Eliana Pacheco VEN 54.32
Heat 5: 1, Thiam 50.86; 2, Richards 51.00; 3, Prokopek 51.36; 4, Smith 51.62; 5, Seÿerling 52.18; 6, Claudia Marx GER 52.30; 7, Lilian Bwalya ZAM 56.84; 8, Shifana Ali MDV 61.74
Semi-finals (First 2 & 2 fastest to final) (Aug 25)
Heat 1: 1, Thiam 50.78; 2, Pospelova 50.84; 3, McConnell 51.06; 4, Sanya Richards USA 51.32; 5, Olabisi Afolabi NGR 51.38; 6, Ronetta Smith JAM 51.39; 7, Heide Seÿerling RSA 51.89; 8, Hazel-Ann Regis GRN 51.95
Heat 2: 1, Williams 50.43; 2, Fenton 50.45; 3, Zykina 50.96; 4, Demetria Washington USA 51.31; 5, Dee Dee Trotter USA 51.68; 6, Grażyna Prokopek POL 51.89; 7, Makelesi Bulikiobo FIJ 52.27; 8, Antonina Yefremova UKR 53.19
Heat 3: 1, Guevara 50.68; 2, Nazarova 50.92; 3, Mireille Nguimgo CMR 51.19; 4, Svetlana Usovich BLR 51.46; 5, Sandie Richards JAM 51.80; 6, Christine Amertil BAH 51.85; 7, Anna Tkach ISR 52.25; 8, Karen Shinkins IRL 52.74

Helsinki 2005

Final (Aug 10)

1,	Tonique Williams-Darling	BAH	49.55	35.7/13.9
2,	Sanya Richards	USA	49.74	35.6/14.2
3,	Ana Guevara	MEX	49.81	36.1/13.8
4,	Svetlana Pospelova	RUS	50.11	35.8/14.4
5,	Dee Dee Trotter	USA	51.14	36.5/14.7
6,	Olesya Zykina	RUS	51.24	36.7/14.6
7,	Monique Henderson	USA	51.77	36.3/15.5
8,	Amy Mbacké Thiam	SEN	52.22	36.5/15.8

Although Williams-Darling and Richards had traded wins during the season, Richards was probably a slight favourite by dint of her faster seasonal best (49.28 versus 49.69). Pospelova was the only athlete under 51 seconds in the heats, with 50.80. The serious running began the next day. Richards and Williams-Darling pleased their supporters with Richards winning the first race in 50.05 after easing down, while the Olympic Champion swept away the opposition in the last heat, passing 300m in 35.5 before finishing in 49.69. Pospelova won the other semi in 50.34.

For Thiam, Guevara and Zykina this was their third final. Richards was out fastest, and led at 200m 23.5, with Pospelova and Williams-Darling her closest pursuers. At 300m Richards still led, but the margin was now only one metre as Williams-Darling began to edge closer to the lead. She caught Richards with 30m to go and won by one and a half metres from the American, with Guevara, the fastest over the last 100m, third just behind Richards. Pospelova placed fourth, nearly 10m ahead of Trotter, while Zykina was sixth – for the third championship in a row!

An emotional Williams-Darling first shouted "what!" repeatedly after winning, before mouthing the words "thank you."

First round (First 3 & 6 fastest to semi-finals) (Aug 7)
Heat 1: 1, Guevara 51.14; 2, Amertil 51.35; 3, Fall 51.45; 4, Fraser 51.68; 5, Guzowska 52.20; 6, Dimitra Dova GRE 52.29; 7, Egle Uljas EST 52.94; 8, Kou Luogon LBR 54.85
Heat 2: 1, Trotter 51.44; 2, Ohuruogu 51.76; 3, Shinkins 51.82; 4, Nadjina 51.88; 5, Teodoro 52.19; 6, Asami Tanno JPN 52.80; 7, Sandrine Thiébaud-Kangni TOG 53.39; 8, Gayane Bulghadartan ARM 59.46
Heat 3: 1, Pospelova 50.80; 2, Ponteen 51.37; 3, El Jack 51.61; 4, María Laura Almirão BRA 52.69; 5, Lisvania Grenot CUB 53.05; 6, Bárbara Petráhn HUN 53.09; 7, Kirsi Mykkänen FIN 53.10; 8, Shifana Ali MDV 61.55
Heat 4: 1, Williams-Darling 51.04; 2, Zykina 51.59; 3, Williams 52.07; 4, Kozak 52.19; 5, Grażyna Prokopek POL 52.39; 6, Solèn Desert FRA 52.94; 7, Amantle Montsho BOT 53.97
Heat 5: 1, Richards 51.00; 2, Thiam 51.66; 3, Fenton 52.07; 4, Hazel-Ann Regis GRN 52.51; 5, Antonina Yefremova UKR 52.89; 6, Aliann Pompey GUY 53.12; 7, Estie Wittstock RSA 53.28
Heat 6: 1, Antyukh 51.38; 2, Henderson 51.65; 3, Usovich 51.66; 4, McConnell 52.00; 5, Ronetta Smith JAM 52.26; 6, Kineke Alexander VIN 54.45; 7, Mounira Al-Saleh SYR 55.83; Hortense Béwouda CMR DNF
Semi-finals (First 2 & 2 fastest to final) (Aug 8)
Heat 1: 1, Richards 50.05; 2, Thiam 50.83; 3, Natalya Antyukh RUS 50.99; 4, Nawal El Jack SUD 51.85; 5, Tiandra Ponteen SKN 51.88; 6, Shericka Williams JAM 52.44; 7, Donna Fraser GBR 52.48; 8, Anna Kozak BLR 52.73
Heat 2: 1, Pospelova 50.34; 2, Trotter 50.73; 3, Christine Amertil BAH 51.03; 4, Christine Ohuruogu GBR 51.43; 5, Lorraine Fenton JAM 51.48; 6, Kaltouma Nadjina CHA 52.07; 7, Fatou Binetou Fall SEN 52.35; 8, Anna Guzowska POL 52.45
Heat 3: 1, Williams-Darling 49.69; 2, Guevara 50.33; 3, Zykina 50.73; 4, Henderson 50.73; 5, Ilona Usovich BLR 50.96; 6, Lee McConnell GBR 51.15; 7, Lucimar Teodoro BRA 51.98; 8, Karen Shinkins IRL 52.17

Osaka 2007

Final (Aug 29)

1,	Christine Ohuruogu	GBR	49.61	23.78/25.83
2,	Nicola Sanders	GBR	49.65	24.08/25.57
3,	Novlene Williams	JAM	49.66	23.37/26.29
4,	Ana Guevara	MEX	50.16	
5,	Deedee Trotter	USA	50.17	24.1 /26.1
6,	Natalya Antyukh	RUS	50.33	
7,	Ilona Usovich	BLR	50.54	
8,	Mary Wineberg	USA	50.96	

With Sanya Richards and Allyson Felix running the 200m, Novlene Williams became the pre-race favourite. The Jamaican was the fastest in both preliminary rounds, with 50.21 and 49.66. The other semi-final winners were the British pair of Sanders and Ohuruogu. The latter had just returned from a year's suspension after having missed three doping control tests and clocked a surprising 50.56 in the Osaka warm-up meeting two days before the championships opened.

Williams and former champion Guevara were off fastest in the final, passing 100m in 12.0, then Williams surged and led at halfway in 23.37, with Ohuruogu and Guevara four metres behind. At 300m Williams led by two metres in 35.73, with Antyukh (35.9), Ohuruogu (36.13) and Sanders (36.17) well placed to attack. First Sanders and then Ohuruogu passed Antyukh. The two Britons closed on Williams, finally catching her with five metres to go, and Ohuruogu finally dipped 30cm ahead of Sanders and Williams, who appeared to ease off just before the line. In fourth place Guevara completed what was to be her final individual race. The 2005 champion Tonique Darling (defeated by Ohuruogu at the 2006 Commonwealth Games) had also effectively retired at this point in time.

First round (First 4 & 4 fastest to semi-finals) (Aug 26)
Heat 1: 1, Antyukh 50.88; 2, Wineberg 51.25; 3, Lloyd 51.42; 4, McConnell 51.44; 5, Oksana Shcherbak UKR 52.39; 6, Justine Bayigga UGA 53.25; 7, Joy Eze NGR 53.83; 8, Olga Tereshkova KAZ 54.09
Heat 2: 1, Trotter 51.27; 2, Sanders 51.45; 3, Cuddihy 51.55; 4, Amertil 51.55; 5, Zuzanna Radecka POL 52.19; 6, Folashade Abugan NGR 52.58; 7, Maria Laura Almirão BRA 53.68; 8, HazelAnn Regis GRN 54.78; 9, Vera Barbosa CPV 58.56
Heat 3: 1, Veshkurova 51.67; 2, S Williams 51.72; 3, Petráhn 51.86; 4, Montsho 51.87; 5, Kineke Alexander VIN 52.51; 6, Ginou Etienne HAI 53.89; 7, Amy Mbacké Thiam SEN 54.31; 8, Nawal Al-Jak SUD 55.29
Heat 4: 1, N Williams 50.21; 2, Guevara 50.85; 3, Tîrlea 51.59; 4, Martínez 51.74; 5, Pompey 51.95; 6, Ekpukhon 52.05; 7, Makelesi Bulikiobo FIJ 52.23; 8, Solen Désert FRA 54.03
Heat 5: 1, Ohuruogu 50.46; 2, Usovich 50.53; 3, Hastings 51.07; 4, Terrero 51.76; 5, Reina 52.02; 6, Tanno 52.13; 7, Gabriela Medina MEX 53.16; 8, Sandrine Thiébaud-Kangni TOG 54.11; 9, Temalangeni Dlamini SWZ 58.27
Semi-finals (First 2 & 2 fastest to final) (Aug 27)
Heat 1: 1, N Williams 49.66; 2, Guevara 50.19; 3, Usovich 50.31; 4, Joanne Cuddihy IRL 50.73; 5, Lee McConnell GBR 51.07; 6, Indira Terrero CUB 51.08; 7, Natasha Hastings USA 51.45; 8, Asami Tanno JPN 51.81
Heat 2: 1, Sanders 49.77; 2, Antyukh 49.93; 3, Trotter 50.31; 4, Shericka Williams JAM 50.37; 5, Christine Amertil BAH 51.18; 6, Daniela Reina ITA 51.99; 7, Barbara Petráhn HUN 52.12; 8, Aliann Pompey GUY 53.58

Heat 3: 1, Ohuruogu 50.16; 2, Wineberg 50.27; 3, Tatyana Veshkurova RUS 50.71; 4, Amantle Montsho BOT 50.90; 5, Shereefa Lloyd JAM 51.00; 6, Christy Ekpukhon NGR 51.60; 7, Ionela Tîrlea ROU 51.62; 8, Aymeé Martínez CUB 57.77

Berlin 2009

Final (Aug 18)

1,	Sanya Richards	USA	49.00	23.50/25.50
2,	Shericka Williams	JAM	49.32	23.76/25.56
3,	Antonina Krivoshapka	RUS	49.71	23.59/26.12
4,	Novlene Williams-Mills	JAM	49.77	24.00/25.77
5,	Christine Ohuruogu	GBR	50.21	24.32/25.89
6,	Debbie Dunn	USA	50.35	23.94/26.41
7,	Anastasiya Kapachinskaya	RUS	50.53	24.39/26.14
8,	Amantle Montsho	BOT	50.65	24.47/26.18

At the age of 24, Richards was appearing in her fourth World Championship, but she had never won an individual title. Starting quickly, the American led by a metre at 100m, but then appeared to hold back from pushing too much in the second 100. Working hard in the third quarter of the race, Richards held a lead of over 2m from Krivoshapka coming into the straight. The Russian faded as Shericka Williams, who had won silver in Beijing ahead of Richards, gained 4m on Krivoshapka. She could gain only a half metre on Richards, who lifted her arms in triumph while crossing the line. For the first time, a woman had run 400m in exactly 49 seconds. WIlliams-Mills just failed to catch Krivoshapka for the bronze.

Defending champion Ohuruogu covered the last 100m quicker than all but the first two, but gained only one place in the process.

First round (First 3 & 6 fastest to semi-finals) (Aug 15)
Heat 1: 1, Litvinova 51.31; 2, Grenot 51.45; 3, Terrero 51.98; 4, Ponteen 52.54; 5, Day 53.13; 6, Marina Maslenko KAZ 54.38; 7, Phyo Thet Khin MYA 60.35
Heat 2: 1, N Williams-Mills 51.55; 2, Beard 51.72; 3, Nwachukwu 51.74; 4, Alexander 52.44; 5, Sakari 52.88; 6, Kia Davis LBR 56.85; Khoury Keita MTN DQ (r163.3)
Heat 3: 1, Montsho 50.65; 2, S Williams 51.23; 3, Désert-Mariller 51.63; 4, Abugan 51.70; 5, Racheal Nachula ZAM 53.21; Nawal El Jack SUD DNF
Heat 4: 1, Dunn 51.13; 2, Kapachinskaya 51.17; 3, Chandrika Rasnayake SRI 53.68; 4, Fatou Bintou Fall SEN 54.46; 5, Rozina Shafqat PAK 60.72; Christine Amertil BAH DQ (r163.3); Ogoebune DQ (r40.8) (52.85)
Heat 5: 1, Richards 51.06; 2, Ohuruogu 51.30; 3, Pompey 51.38; 4, González 51.86; 5, Makelesi Batimala FIJ 54.65; 6, Trish Bartholomew GRN 54.89; 7, Claudine Yemalin BEN 58.82
Heat 6: 1, Krivoshapka 51.03; 2, Sanders 51.64; 3, Thiam 52.79; 4, Esther Akinsulie CAN 53.21; 5, Asami Tanno JPN 53.30; 6, Sharolyn Scott CRC 55.63; 7, Rania Al-Qabali JOR 60.90
Semi-finals (First 2 & 2 fastest to final) (Aug 16)
Heat 1: 1, N Williams-Mills 49.88; 2, Montsho 49.89; 3, Kapachinskaya 50.30; 4, Aliann Pompey GUY 50.71; 5, Jessica Beard USA 51.20; 6, Norma González COL 51.91; 7, Kineke Alexander VIN 53.43; Amaka Ogoebune NGR DQ (r40.8) (DNF)
Heat 2: 1, S Williams 49.51; 2, Krivoshapka 49.67; 3, Dunn 49.95; 4, Nicola Sanders GBR 50.45; 5, Amy Mbacké Thiam SEN 51.70; 6, Sade Abugan NGR 51.75; 7, Joy Sakari KEN 52.69; 8, Solen Désert-Mariller FRA 53.26
Heat 3: 1, Richards 50.21; 2, Ohuruogu 50.35; 3, Lyudmila Litvinova RUS 50.52; 4, Libania Grenot ITA 50.85; 5, Indira Terrero CUB 51.87; 6, Sorina Nwachukwu GER 51.98; 7, Tiandra Ponteen SKN 53.22; 8, Christine Day JAM 53.46

400 METRES

Multiple Medallists:

3	Jearl Miles-Clark	USA	93-1, 95-3, 97-3
	Lorraine Graham/Fenton	JAM	99-3, 01-2, 03-2
	Ana Guevara	MEX	01-3, 03-1, 05-3
2	Marie-José Pérec	FRA	91-1, 95-1
	Sandie Richards	JAM	93-3, 97-2
	Cathy Freeman	AUS	97-1, 99-1
	Amy Mbacké Thiam	SEN	01-1, 03-3
	Sanya Richards	USA	05-2, 09-1

Most Finals:

4	Grit Breuer	GER	91-2, 97-4, 99-7, 01-4
	Miles-Clark	USA	91-5, 93-1, 95-3, 97-3
	Falilat Ogunkoya	NGR	95-6, 97-5, 99-4, 01-dnf
	Guevara		01-3, 03-1, 05-3, 07-4
3	Sandie Richards	JAM	93-3, 95-8, 97-2
	Freeman		95-4, 97-1, 99-1
	Graham/Fenton		
	Thiam		01-1, 03-3, 05-8
	Olesya Zykina	RUS	01-6, 03-6, 05-6

400 Metres, continued
Most Appearances:

6	Sandie Richards	JAM	87-5s3, 93-3, 95-8, 97-2, 01-6s2, 03-5s3
	Thiam		99-7s2, 01-1, 03-3, 05-8, 07-7h3, 09-5s2
5	Kaltouma Nadjina	CHA	93-7h1, 97-7h2, 99-6q3, 01-5, 05-6s2
	Graham/Fenton		97-5s1, 99-3, 01-2, 03-2, 05-5s2
	Guevara		99-6s1, 01-3, 03-1, 05-3, 07-4
	Christine Amertil	BAH	01-6h3, 03-6s3, 05-3s2, 07-5s2, 09-dq/h4
	Aliann Pompey	GUY	01-7s3, 03-5h4, 05-6h5, 07-8s2, 09-4s1

National Placings:

	1	2	3	4	5	6	7	8	Points
USA	2	2	2	-	4	1	4	3	72
JAM	-	4	3	1	-	-	1	1	54
GER	-	3	1	3	-	-	2	-	46
RUS	-	-	1	3	-	5	1	3	41
URS	1	-	1	2	-	1	-	1	28
GBR	1	1	-	-	2	-	1	-	25
MEX	1	-	2	1	-	-	-	-	25
AUS	2	-	-	1	-	-	-	-	21
BAH	1	1	-	-	1	-	1	-	21
FRA	2	-	-	-	-	-	-	-	16
NGR	-	-	-	1	2	1	-	-	16
TCH	1	1	-	-	-	-	-	-	15
SEN	1	-	1	-	-	-	-	1	15
ESP	-	-	1	-	-	1	-	-	9
CAN	-	-	-	-	1	1	-	-	7
COL	-	-	-	-	1	1	-	-	7
CHA	-	-	-	-	1	-	-	-	4
CZE	-	-	-	-	-	1	-	-	3
BLR	-	-	-	-	-	-	1	-	2
CMR	-	-	-	-	-	-	1	-	2
BOT	-	-	-	-	-	-	-	1	1
Totals	**12**	**12**	**12**	**12**	**12**	**12**	**12**	**10**	**430**

800 Metres — Helsinki 1983

Final (Aug 9)

1,	Jarmila Kratochvílová	TCH	1:54.68
2,	Lyubov Gurina	URS	1:56.11
3,	Yekaterina Podkopayeva	URS	1:57.58
4,	Margrit Klinger	FRG	1:58.11
5,	Robin Campbell	USA	2:00.03
6,	Doina Melinte	ROU	2:00.13
7,	Milena Matejkovičová	TCH	2:01.72
8,	Antje Schröder	GDR	2:02.13

For some observers, Jarmila Kratochvílová's greatest moment in Helsinki came the day before her 400m world record. The Czech runner was faced with a 400m semi-final and an 800m final within 35 minutes. She comfortably won the first of the 400m semi-finals in 51.08 before receiving a massage in preparation for the two-lap final.

Precisely 33:27.5 after the finish of that first 400m semi, the gun fired for the 800m final. The leader at the break from lanes in the final was Gurina. She was overtaken by Podkopayeva, who went through the bell in 57.59. After the race, the Soviet duo said they felt they should have set a faster pace. As it was, Kratochvílová stayed comfortably in third place until Gurina went to the front again on the final backstraight. Kratochvílová quickly covered this move, but held back for a further 100m before taking the lead herself.

The Czech runner opened up a gap of 10m on the final bend and raced further away in the straight. She crossed the line in 1:54.68, a time which only one other woman had ever bettered. Her final 200m had taken just 27.3 – quicker than three of the runners in the men's 800m final. The manner of her victory suggested she could have a much faster total time.

First round (First 3 & 4 fastest to semi-finals) (Aug 7)
Heat 1: 1, Klinger 2:02.08; 2, Januchta 2:02.58; 3, Matejkovičová 2:02.60; 4, Lina 2:04.50; 5, Attina Sawtell COK 2:18.25; 6, Kungu Bankombo COD 2:19.68
Heat 2: 1, Podkopayeva 2:06.42; 2, Petrova 2:06.60; 3, Moravciková 2:06.76; 4, McCabe 2:07.23; 5, Maria Lomba STP 2:21.90; Fatalmoudo Touré MLI DQ
Heat 3: 1, Schröder 2:10.61; 2, Kratochvílová 2:12.35; 3, N'Drin 2:12.52; 4, Halah

Mughrabi SYR 2:15.37; 5, Eucaris Caicedo COL 2:17.06; 6, Soifiya Mohamed COM 2:55.64; Irina Podyalovskaya URS DNS
Heat 4: 1, Gurina 2:04.17; 2, Melinte 2:04.30; 3, Campbell 2:04.83; 4, Krebs 2:05.49; 5, Bean 2:13.80; 6, Tranh Thi Be VIE 2:17.54; 7, Khadija Al Matari JOR 2:28.72
Semi-finals (First 4 to final) (Aug 8)
Heat 1: 1, Podkopayeva 1:59.55; 2, Kratochvílová 1:59.58; 3, Matejkovičová 2:00.02; 4, Campbell 2:00.22; 5, Jolanta Januchta POL 2:01.23; 6, Jill McCabe SWE 2:01.91; 7, Elena Lina ROU 2:03.59; 8, Celestine N'Drin CIV 2:08.14
Heat 2: 1, Gurina 1:59.33; 2, Schröder 1:59.46; 3, Klinger 1:59.49; 4, Melinte 1:59.60; 5, Zuzana Moravciková TCH 1:59.96; 6, Totka Petrova BUL 2:01.32; 7, Tina Krebs DEN 2:02.19; 8, Jennifer Bean BER 2:12.93

Rome 1987

Final (Aug 31)

1,	Sigrun Wodars	GDR	1:55.26
2,	Christine Wachtel	GDR	1:55.32
3,	Lyubov Gurina	URS	1:55.56
4,	Ana Quirot	CUB	1:55.84
5,	Jarmila Kratochvílová	TCH	1:57.81
6,	Mitica Junghiatu	ROU	1:59.66
7,	Nadezhda Olizarenko	URS	2:00.28
8,	Slobodanka Čolović	YUG	2:02.09

The two closely-matched GDR runners, Wachtel and Wodars, took control of the final from the start. Wachtel raced through 200m in 26.89 before Wodars went to the front to pass the bell in 56.30.

Quirot, Gurina and Kratochvílová were in touch, but the defending champion fell back on the second lap. Wachtel moved to the front again at 600m (1:25.08). Into the finishing straight, Quirot made her bid round the outside of Wachtel, who herself had drifted away from the kerb. This allowed Wodars to take the shortest route through on the inside. The three ran in a line for an instant. Wodars then moved ahead to win. Quirot never got on terms with the GDR pair and was then deprived of the bronze by Gurina.

First round (First 3 & 4 fastest to semi-finals) (Aug 29)
Heat 1: 1, Čolović 2:02.54; 2, Walton Floyd 2:02.76; 3, Kratochvílová 2:03.06; 4, Rosa Colorado ESP 2:03.40; 5, Soraya Telles BRA 2:03.55; 6, Ausa Mwendachabe ZAM 2:07.06; 7, Jacqueline Rasoazanamanalina MAD 2:11.27; Maria Lomba STP DNS
Heat 2: 1, Quirot 2:01.99; 2, Junghiatu 2:02.23; 3, Thoumas 2:02.54; 4, Washington 2:02.61; 5, Selina Chirchir KEN 2:02.90; 6, Jennifer Fisher BER 2:09.04; 7, Mireille Sankatsing SUR 2:12.02; Sarmila Ray BAN DNS
Heat 3: 1, Wachtel 2:01.50; 2, Gurina 2:01.74; 3, Edwards 2:02.57; 4, Catalina Gheorghiu ROU 2:03.04; 5, Angelita Lind PUR 2:04.59; 6, Puseletso Monkoe LES 2:22.29; 7, Letticia Thomas DMA 2:26.02; Andri Avraam CYP DNS
Heat 4: 1, Wodars 1:59.97; 2, Sedlaková 2:00.23; 3, Olizarenko 2:00.28; 4, Burzminski 2:01.62; 5, Clark 2:01.81; 6, Akraka 2:02.24; 7, Zeina Boulos Neaime LIB 2:15.75; Kungu Bankombo COD DNS
Semi-finals (First 3 & 2 fastest to final) (Aug 30)
Heat 1: 1, Quirot 1:57.96; 2, Wodars 1:58.06; 3, Gurina 1:58.16; 4, Kratochvílová 1:58.65; 5, Čolović 1:58.85; 6, Diane Edwards GBR 1:59.34; 7, Essie Washington USA 2:02.65; 8, Mary Burzminski CAN 2:03.72
Heat 2: 1, Wachtel 2:01.47; 2, Olizarenko 2:01.63; 3, Junghiatu 2:01.65; 4, Gabriela Sedlaková TCH 2:02.27; 5, Delisa Walton-Floyd USA 2:02.45; 6, Nathalie Thoumas FRA 2:03.90; 7, Maria Akraka SWE 2:05.20; 8, Joetta Clark USA 2:06.10

Tokyo 1991

Final (Aug 26)

1,	Liliya Nurutdinova	URS	1:57.50
2,	Ana Quirot	CUB	1:57.55
3,	Ella Kovacs	ROU	1:57.58
4,	Maria Mutola	MOZ	1:57.63WJR
5,	Letitia Vriesde	SUR	1:58.25
6,	Christine Wachtel	GER	1:58.90
7,	Ann Williams	GBR	2:01.01
8,	Svetlana Masterkova	URS	2:02.92

Liliya Nurutdinova – whose previous major honour was the 1990 European bronze medal – was a surprise winner after a dramatic finish.

The Soviet runner led through the first lap of the final (56.44), closely followed by the favourite, Quirot. Six women were still in contention around the last bend, and Quirot nosed in front on the inside to lead with 100m remaining. Nurutdinova reacted to regain a narrow advantage. Kovacs was close behind as was the teenage sensation from Mozambique, Mutola.

Nurutdinova succeeded in holding off Quirot, while Mutola found that her fast finish was blocked by Kovacs. The Romanian drifted into the path of the Mozambique runner. The two collided and Kovacs fell across the finishing line. Just 0.13 separated the first four finishers. A protest was lodged on Mutola's behalf, but this was rejected. She nevertheless set a new world junior record.

First round (First 2 & 6 fastest to semi-finals) (Aug 24)
Heat 1: Kovacs 2:01.06; 2, Williams 2:01.44; 3, Figueirêdo 2:01.71; 4, Clark 2:01.81; 5, Tuuli Merikoski FIN 2:03.84; 6, Gabriella Dorio ITA 2:07.54; 7, Nana-Kaddine Thera MLI 2:30.77
Heat 2: 1, Masterkova 2:04.52; 2, Crooks 2:04.60; 3, Meredith Rainey USA 2:04.84; 4, Mitica Constantin ROU 2:06.53; 5, Sharon Stewart AUS 2:08.72; 6, Mantokaone Pitso LES 2:24.63; Shermaine Ross GRN DNS
Heat 3: 1, Mutola 2:00.86; 2, Quirot 2:00.88; 3, Grau 2:00.99; 4, Maria Akraka SWE 2:02.58; 5, Mayte Zúñiga ESP 2:03.24; 6, Edith Nakiyingi UGA 2:05.19; Dawne Williams DMA DNS
Heat 4: 1, Bruhns 2:00.11; 2, Nurutdinova 2:00.13; 3, Baker 2:01.22; 4, Ellen van Langen NED 2:02.02; 5, Aisling Molloy IRL 2:02.31; 6, Sharmaine Williams TKS 3:00.97; Floyd DQ (2:00.05)
Heat 5: 1, Wachtel 2:01.45; 2, Vriesde 2:01.51; 3, Strnadová 2:01.95; 4, Inna Yevseyeva URS 2:03.09; 5, Tudorita Chidu ROU 2:03.81; 6, Elsa Amaral POR 2:03.83; 7, Paula Fryer GBR 2:04.64; 8, Sylene Blake MNT 2:51.71
Semi-finals (First 4 to final) (Aug 25)
Heat 1: 1, Quirot 2:00.08; 2, Kovacs 2:00.13; 3, Nurutdinova 2:00.13; 4, Williams 2:00.30; 5, Milena Strnadová TCH 2:00.47; 6, Maria Figueirêdo BRA 2:01.53; 7, Joetta Clark USA 2:02.35; Sigrun Grau GER DNS
Heat 2: 1, Wachtel 1:59.10; 2, Vriesde 1:59.15; 3, Masterkova 1:59.15; 4, Mutola 1:59.29; 5, Birthe Bruhns GER 1:59.93; 6, Charmaine Crooks CAN 2:00.63; 7, Lorraine Baker GBR 2:01.32; Delisa Floyd USA DQ (2:01.32)

Stuttgart 1993

Final (Aug 17)

1,	Maria Mutola	MOZ	1:55.43
2,	Lyubov Gurina	RUS	1:57.10
3,	Ella Kovacs	ROU	1:57.92
4,	Diane Modahl	GBR	1:59.42
5,	Meredith Rainey	USA	1:59.57
6,	Liu Li	CHN	2:04.45
7,	Tina Paulino	MOZ	3:19.89
	Liliya Nurutdinova	RUS	DQ (r40.1) (3:19.18)

By 1993, Mutola – fourth in Tokyo – had developed into the world's leading two-lap runner. The pace in the final was set by Rainey, who had employed the same tactic in the semi-final where she set a lifetime best. She passed 400m in 55.49 with Mutola next to last. On the second backstraight, Mutola rapidly improved to get in front at the start of the last bend. At this instant, disaster struck the other Mozambique runner in the final, Paulino – a distant cousin of Mutola and considered a serious threat. She tripped and fell, taking with her Liu and Nurutdinova. This left 36 year-old Gurina an isolated second. Mutola stretched her lead to 15m with a 29.47 last 200m. Gurina repeated her 1983 silver and Kovacs her 1991 bronze.

After the race there was more bad news for the desposed champion Nurutdinova – she failed a doping control test.

First round (First 2 & 6 fastest to semi-finals) (Aug 14)
Heat 1: 1, Liu 1:59.60; 2, Gurina 1:59.90; 3, Wachtel 2:01.42; 4, Satu Jaaskelainen FIN 2:03.66; 5, Carla Sacramento POR 2:03.74; 6, Sheila Seebaluk MRI 2:10.54; 7, Ablavi Agbenyeke TOG 2:23.19
Heat 2: 1, Paulino 2:01.46; 2, Holmes 2:01.70; 3, Natalya Dukhnova BLR 2:01.78; 4, Wang Yuan CHN 2:02.98; 5, Luciana Mendes BRA 2:03.55; 6, Shiny Wilson IND 2:06.64; 7, Alia Almatari JOR 2:15.23; 8, Shermaine Ross GRN 2:15.84
Heat 3: 1, Modahl 2:00.80; 2, Wickus 2:00.91; 3, Zwiener 2:01.37; 4, Mernikova 2:01.65; 5, Anna Brzezińska POL 2:01.67; 6, Laurence Niyonsaba RWA 2:12.52; Nurutdinova DQ (r40.1) (2:00.85)
Heat 4: 1, Kovacs 2:01.36; 2, Figueirêdo 2:01.91; 3, Joetta Clark USA 2:02.15; 4, Fabia Trabaldo ITA 2:02.36; 5, Yelena Storchevaya UKR 2:03.50; 6, Edith Nakiyingi UGA 2:07.81; 7, Karolina Tanona FIJ 2:15.12
Heat 5: 1, Mutola 1:59.81; 2, Rainey 1:59.87; 3, Bruhns 2:00.29; 4, Wamuyu 2:01.59; 5, Yelena Afanasyeva RUS 2:01.94; 6, Lorie Ann Adams GUY 2:09.77; 7, Tamador Ismail SUD 2:41.51
Semi-finals (First 4 to final) (Aug 15)
Heat 1: 1, Mutola 1:58.69; 2, Liu 1:58.96; 3, Modahl 1:59.12; 4, Christine Wachtel

GER 1:59.86; 5, Amy Wickus USA 2:00.55; 6, Oksana Mernikova BLR 2:01.20; 7, Gladys Wamuyu KEN 2:02.13; Nurutdinova DQ (r40.1) (1:59.17)
Heat 2: 1, Paulino 1:57.31; 2, Kovacs 1:57.46; 3, Rainey 1:57.63; 4, Gurina 1:57.82; 5, Kelly Holmes GBR 1:58.64; 6, Birthe Bruhns GER 1:59.66; 7, Sabine Zwiener GER 2:00.77; 8, Maria Figueirêdo BRA 2:01.01

Gothenburg 1995

Final (Aug 13)

1,	Ana Quirot	CUB	1:56.11
2,	Letitia Vriesde	SUR	1:56.68
3,	Kelly Holmes	GBR	1:56.95
4,	Patricia Djaté	FRA	1:57.04
5,	Meredith Rainey	USA	1:58.20
6,	Ellen van Langen	NED	1:58.98
7,	Lyubov Gurina	RUS	1:59.16
8,	Tatyana Grigoryeva	RUS	2:05.55

The unfortuate Mutola was disqualified after winning her semi for stepping on the line inside her lane at the start of the race. Thus ended her 42-race winning streak which stretched back to 1992 and meant she could not defend her title.

In Mutola's absence, few would have wished to devalue Ana Quirot's victory in the final which provided the most emotional moment of the week. The Cuban, fourth in 1987 and second in 1991, was making a courageous comeback after a terrible domestic accident in January 1993 which left her with burns over much of her upper body.

Just as she did in Stuttgart, Rainey took up the pace in the final. She went through 400m in 56.42 and was still in front at 600m (1:25.91). Holmes then edged in front in the finishing straight before being passed in turn by Quirot then Vriesde. The 32 year-old Cuban won easily with a 1995 world best.

"In my heart I never thought I could come back so strongly," said Quirot. "This is the most beautiful victory of my life."

Djaté, who just failed to overtake Holmes for the bronze, overcame the loss of a shoe in the semi-final to qualify for the final.

First round (First 2 & 6 fastest to semi-finals) (Aug 10)
Heat 1: 1, Djaté 1:59.07; 2, van Langen 1:59.61; 3, Dukhnova 2:00.13; 4, Amy Wickus USA 2:01.38; 5, Malin Ewerlöf SWE 2:02.28; 6, Julia Sakara ZIM 2:03.68; 7, Yaznee Nasheeda MDV 2:34.18
Heat 2: 1, Vriesde 1:59.73; 2, Grigoryeva 2:00.03; 3, Holmes 2:00.23; 4, Paulino 2:00.75; 5, Jongmans 2:01.13; 6, Kutre Dulecha ETH 2:01.74; 7, Lorie Ann Adams GUY 2:07.57; 8, Fanta Camara GUI 2:20.78
Heat 3: 1, Quirot 2:00.84; 2, Afanasyeva 2:01.04; 3, Petya Strashilova BUL 2:01.54; 4, Joetta Clark USA 2:01.70; 5, Karen Gydesen DEN 2:04.41; 6, Regula Zürcher SUI 2:05.87; 7, Cheong Tsui Fong SIN 2:19.35
Heat 4: 1, Mutola 1:59.93; 2, Rainey 2:00.13; 3, Kovacs 2:00.95; 4, Miroshnik 2:01.24; 5, Anne Bruns GER 2:03.16; 6, Aisling Molloy IRL 2:04.15; Inez Turner JAM DQ (r163.3)
Heat 5: 1, Yevseyeva 2:01.74; 2, Gurina 2:01.76; 3, Luciana Mendes BRA 2:01.82; 4, Charmaine Crooks CAN 2:02.04; 5, Ludmila Formanová CZE 2:02.39; 6, Jyotirmoy Sikdar IND 2:03.68; 7, Rita Martin SUD 2:43.22
Semi-finals (First 4 to final) (Aug 11)
Heat 1: 1, Quirot 2:01.37; 2, Holmes 2:01.52; 3, Djaté 2:01.73; 4, Vriesde 2:02.75; 5, Yelena Afanasyeva RUS 2:03.66; 6, Svetlana Miroshnik UKR 2:03.72; 7, Tina Paulino MOZ 2:04.51; 8, Stella Jongmans NED 2:05.11
Heat 2: 1, Rainey 1:58.49; 2, Grigoryeva 1:58.61; 3, Gurina 1:58.70; 4, van Langen 1:58.86; 5, Natalya Dukhnova BLR 1:59.45; 6, Inna Yevseyeva UKR 2:00.93; 7, Ella Kovacs ROU 2:03.31; Maria Mutola MOZ DQ (r163.3) (1:58.20)

Athens 1997

Final (Aug 9)

1,	Ana Quirot	CUB	1:57.14
2,	Yelena Afanasyeva	RUS	1:57.56
3,	Maria Mutola	MOZ	1:57.59
4,	Letitia Vriesde	SUR	1:58.12
5,	Ludmila Formanová	CZE	1:59.52
6,	Toni Hodgkinson	NZL	2:00.40
7,	Joetta Clark	USA	2:02.05
8,	Stella Jongmans	NED	2:05.50

Two years earlier Quirot capitalised on the disqualification of the previously all-conquering Mutola to bring off an emotionally charged victory. This time Mutola made it safely to the final, although she did squander precious energy in her semi by front running an extravagant 1:57.49. Mutola loved to lead at a fast pace, almost always running the finish out of her opponents, but in the final her splits of 58.32 at 400m and 88.28 at 600m proved insufficient. Quirot stuck resolutely to her and pulled clear 50m from the finish to become the first repeat winner of a global title in the women's 800, while to add insult to injury Mutola was pipped for second on the line by Afanasyeva.

First Round (First 2 & 6 fastest to semi-finals) (Aug 6)
Heat 1: 1, Formanová 2:01.46; 2, Dukhnova 2:02.39; 3, Linda Kisabaka GER 2:03.22; 4, Julia Sakara ZIM 2:03.55; 5, Öznur Dursun TUR 2:04.62; 6, Léontine Tsiba CGO 2:07.34; 7, Abok Shol SUD 2:16.74; Malin Ewerlöf SWE DNS
Heat 2: 1, Quirot 2:01.56; 2, Buzhenko 2:02.00; 3, Hodgkinson 2:02.21; 4, Jill McMullen USA 2:06.16; 5, Theoni Kostopoulou GRE 2:07.32; 6, Jolanda Ceplak SLO 2:10.97; 7, Adama Njie GAM 2:13.50
Heat 3: 1, Vriesde 2:00.92; 2, Jongmans 2:01.06; 3, Rosa Kutty IND 2:02.22; 4, Kathy Rounds USA 2:03.33; 5, Dawn Sewer-Williams DMA 2:03.35; 6, Natalia Al-Farran LIB 2:18.11; 7, Donata Mutegwamaso RWA 2:25.07; Tsyoma DQ (r40.1) (2:01.87)
Heat 4: 1, Mutola 2:00.88; 2, Clark 2:01.15; 3, Strashilova 2:01.49; 4, Benida-Merah 2:01.54; 5, Stephanie Graf AUT 2:02.52; 6, Charmaine Crooks CAN 2:02.84; 7, Yaznee Nasheeda MDV 2:36.18; Anhel Alberta Cape GBS DNS
Heat 5: 1, Afanasyeva 2:00.12; 2, Mendes 2:00.89; 3, Benhassi 2:01.56; 4, Rydz 2:01.68; 5, Iryna Nedelenko UKR 2:03.56; 6, Monika Kinnunen FIN 2:04.11; 7, Monica Randi SMR 2:16.00
Semi-finals (First 4 to final) (Aug 7)
Heat 1: 1, Mutola 1:57.49; 2, Afanasyeva 1:59.05; 3, Jongmans 1:59.32; 4, Clark 1:59.34; 5, Luciana Mendes BRA 1:59.45; 6, Yelena Buzhenko UKR 2:02.62; 7, Hasna Benhassi MAR 2:03.70; 8, Małgorzata Rydz POL 2:05.00
Heat 2: 1, Quirot 1:59.37; 2, Vriesde 1:59.62; 3, Formanová 1:59.71; 4, Hodgkinson 2:00.25; 5, Natalya Dukhnova BLR 2:00.91; 6, Nouria Benida-Merah ALG 2:01.08; 7, Petya Strashilova BUL 2:01.44; Lyubov Tsyoma RUS DQ (r40.1) (DNF)

Seville 1999

Final (Aug 24)

1,	Ludmila Formanová	CZE	1:56.68	57.9/58.8
2,	Maria Mutola	MOZ	1:56.72	57.7/59.1
3,	Svetlana Masterkova	RUS	1:56.93	58.0/59.0
4,	Jearl Miles-Clark	USA	1:57.40	57.63/59.77
5,	Natalya Tsyganova	RUS	1:57.81	58.0/59.8
6,	Natalya Gorelova	RUS	1:57.90	58.1/59.8
7,	Stephanie Graf	AUT	1:57.92	58.0/59.9
8,	Natalya Dukhnova	BLR	1:58.69	58.0/60.7

On paper it should have been between Olympic Champion Masterkova, the year's fastest performer at 1:55.87, and the 1993 World Champion Mutola with a personal best of 1:55.19. Masterkova had beaten Mutola in Oslo and Rome but, hampered by an ankle problem, she could finish only 4th, 3rd and 2nd in Paris, Monaco and Zürich, Mutola winning each time. However, it was Formanová, who had pulled off a sensational victory over Mutola for the world indoor title earlier in the year, who brought off a magnificent last-gasp victory in a most thrilling race.

Miles-Clark cut out a swift pace (27.14, 57.63, 87.45) but as she faded early in the final straight it was Mutola and Masterkova who fought it out for the lead. Mutola edged ahead but a late run by the previously boxed in Formanová, finishing in lane 4, enabled her to follow in the footsteps of her coach Jarmila Kratochvilová. "I couldn't believe I had won," she said. "I could see I was catching the girls up but I never thought I could win." Mutola said she had concentrated on Masterkova and Miles-Clark. "I didn't see Formanová coming. When I did it was too late."

First round (First 2 & 6 fastest to Semi-finals (Aug 21)
Heat 1: 1, Miles-Clark 2:00.32; 2, Gesell 2:00.32; 3, Vriesde 2:00.46; 4, Diane Modahl GBR 2:00.83; 5, Judit Varga HUN 2:01.72; 6, Toni Hodgkinson NZL 2:02.18; 7, Tytti Reho FIN 2:03.72
Heat 2: 1, Graf 2:00.16; 2, Tsyganova 2:00.32; 3, Meredith Valmon USA 2:00.86; 4, Patrizia Spuri ITA 2:01.00; 5, Irina Lishchinskaya UKR 2:01.53; 6, Tamsyn Lewis AUS 2:03.03; 7, Leontine Tsiba CGO 2:04.19; 8, Alberta Cape GBS 2:19.79
Heat 3: 1, Stals 2:00.07; 2, Mutola 2:00.10; 3, Gorelova 2:00.13; 4, Dukhnova 2:00.42; 5, Grace Birungi UGA 2:02.71; 6, Julia Sakara ZIM 2:03.52; Kutre Dulecha ETH DNS
Heat 4: 1, Formanová 1:59.52; 2, Holmes 1:59.72; 3, John 2:00.49; 4, Langerholc 2:00.50; 5, Zulia Calatayud CUB 2:00.93; 6, Heidi Jensen DEN 2:01.12; 7, Vicky Lynch-Pounds CAN 2:02.66; 8, Addeh Mwamba ZAM 2:07.96

Heat 5: 1, Masterkova 2:00.27; 2, Buzhenko 2:00.33; 3, Kisabaka 2:00.46; 4, Anita Brägger SUI 2:01.89; 5, Adoración García ESP 2:04.68; 6, Charmaine Howell JAM 2:04.73; 7, Tsvetelina Kirilova BUL 2:07.41

Semi-finals (First 3 & 2 fastest to final) (Aug 22)

Heat 1: 1, Mutola 1:59.84; 2, Miles-Clark 2:00.37; 3, Tsyganova 2:00.67; 4, Kelly Holmes GBR 2:00.77; 5, Linda Kisabaka GER 2:00.81; 6, Lwiza John TAN 2:01.92; 7, Yelena Buzhenko UKR 2:02.01; 8, Sandra Stals BEL 2:09.22

Heat 2: 1, Masterkova 1:59.25; 2, Formanová 1:59.42; 3, Graf 1:59.61; 4, Dukhnova 2:00.03; 5, Gorelova 2:00.14; 6, Letitia Vriesde SUR 2:00.33; 7, Claudia Gesell GER 2:01.24; 8, Brigita Langerholc SLO 2:04.51

Edmonton 2001

Final (Aug 12)

1,	Maria Mutola	MOZ	1:57.17	59.4/57.7
2,	Stephanie Graf	AUT	1:57.20	59.3/57.9
3,	Letitia Vriesde	SUR	1:57.35	59.08/58.27
4,	Faith Macharia	KEN	1:58.98	59.7/59.3
5,	Diane Cummins	CAN	1:59.49	59.6/59.9
6,	Kelly Holmes	GBR	1:59.76	59.4/60.4
7,	Maite Martínez	ESP	2:00.09	59.7/60.4
8,	Yvonne Teichmann	GER	2:04.33	59.8/64.5

Maria Mutola regained her title after "probably the most difficult race I have ever run." The final was orchestrated by 1995 silver medallist Vriesde, who passed 400m in 59.07 before running a fierce third 200m (29.55) which drew her and the two favourites – Mutola and Graf – away from the field.

Surprising, Vriesde (36) did not tie up and continued running strongly down the finishing straight. Graf nipped in front with 60m remaining but Mutola seemed to be leaving her challenge too late and remained behind the gallant Vriesde. Eventually, she managed to move up and outdip Graf at the last possible moment, just as she had at the World Indoor Championships in Lisbon. Mutola therefore became the only athlete to win gold at the 2000 Olympics and both World Championships in 2001.

First round (First 3 & 4 fastest to semi-finals) (Aug 9)

Heat 1: 1, Mutola 1:59.96; 2, Holmes 2:00.08; 3, Cummins 2:00.46; 4, Ceplak 2:00.46; 5, Clark 2:00.56; 6, Brägger 2:00.65; 7, Lewis 2:00.86; 8, Hind Koko SUD 2:27.96

Heat 2: 1, Macharia 2:03.83; 2, Teichmann 2:04.03; 3, Mendes 2:04.16; 4, Lwiza John TAN 2:04.31; 5, Natalya Tsyganova RUS 2:04.55; 6, Natalya Dukhnova BLR 2:05.47; 7, Tatyana Borisova KGZ 2:05.63; 8, Adama Njie GAM 2:07.80

Heat 3: 1, Vriesde 1:59.51; 2, Calatayúd 2:00.96; 3, Cherkasova 2:00.97; 4, Brigita Langerholc SLO 2:01.05; 5, Peggy Babin FRA 2:02.48; 6, Agnes Samaria NAM 2:03.11; 7, Charmaine Howell JAM 2:05.06; 8, Mariela Álvarez PER 2:09.43; 9, Janill Williams ANT 2:15.04

Heat 4: 1, Graf 2:01.78; 2, Martínez 2:01.98; 3, Badrankova 2:02.19; 4, Irina Mistyukevich RUS 2:02.50; 5, Grace Birungi UGA 2:04.26; 6, Tina Paulino MOZ 2:06.36; Tsvetelina Kirilova BUL DQ (r163.3); Süreyya Ayhan TUR DNS

Semi-finals (First 4 to final) (Aug 10)

Heat 1: 1, Graf 2:01.24; 2, Holmes 2:01.90; 3, Cummins 2:02.07; 4, Teichmann 2:02.16; 5, Jolanda Ceplak SLO 2:02.65; 6, Svetlana Cherkasova RUS 2:02.85; 7, Tamsyn Lewis AUS 2:03.16; Hazel Clark USA DNF

Heat 2: 1, Mutola 1:59.47; 2, Vriesde 1:59.58; 3, Martínez 2:00.07; 4, Macharia 2:00.24; 5, Zulia Calatayúd CUB 2:01.04; 6, Luciana Mendes BRA 2:01.94; 7, Anita Brägger SUI 2:02.22; 8, Svetlana Badrankova KAZ 2:02.24

Paris 2003

Final (Aug 26)

1,	Maria Mutola	MOZ	1:59.89	61.20/58.69
2,	Kelly Holmes	GBR	2:00.18	61.3/58.9
3,	Natalya Khruschelyova	RUS	2:00.29	61.3/59.0
4,	Mina Aït Hammou	MAR	2:01.09	61.4/59.7
5,	Claudia Gesell	GER	2:01.84	61.5/60.3
6,	Diane Cummins	CAN	2:02.48	61.2/61.3
7,	Akosua Serwah	GHA	2:03.24	61.7/61.5
	Stephanie Graf	AUT	DNS	

Maria Mutola was in the middle of one her greatest seasons: World Indoor Champion, unbeaten, and much the world's fastest time of 1:55.55. Two of her toughest rivals were last-minute withdrawals. European Champion Jolanda Ceplak injured her Achilles tendon, and Edmonton silver medallist Steffi Graf reportedly cut her foot on a broken bottle on the eve of the final. One old rival who was present was Holmes, who had been training with Mutola since the end of 2002.

The defending champion went to the front in the first lap, reaching 400m in 61.20, the slowest ever in a world final. The real race started at 600m (1:32.32) when Holmes moved ahead. Mutola followed and went past in the last 50m, while Holmes held off Khrushchelova to go one better than her bronze of eight years earlier.

First round (First 2 & 2 fastest to semi-finals) (Aug 24)

Heat 1: 1, Yevdokimova 2:01.05; 2, Hammou 2:01.10; 3, Varga 2:01.47; 4, Toomey 2:01.75; 5, Jensen 2:02.01; 6, Esther Desviat ESP 2:03.42; 7, Charlotte Moore GBR 2:03.80; 8, Marie-Lyne Joseph DMA 2:17.73

Heat 2: 1, Mutola 2:00.81; 2, Gesell 2:01.06; 3, Klocová 2:01.14; 4, Fenn 2:01.27; 5, Macharia 2:01.36; 6, Samaria 2:01.51; 7, Langerholc 2:01.55; 8, Noelly Mankatu Bibiche COD 2:07.12; 9, Uyanga Khaynkhirvaa MGL 2:27.96

Heat 3: 1, Khruschelyova 2:03.74; 2, Holmes 2:03.75; 3, Cioncan 2:03.90; 4, Jearl Miles Clark USA 2:04.21; 5, Abir Nakhli TUN 2:04.43; 6, Adriana Muñoz CUB 2:04.58; 7, Sandra Stals BEL 2:06.12; 8, Adama Njie GAM 2:17.04

Heat 4: 1, Graf 2:03.39; 2, Klyuka 2:03.68; 3, Hammou 2:04.01; 4, Tanya Blake MLT 2:04.61; 5, Yuliya Krevsun UKR 2:04.93; 6, Tatyana Borisova KGZ 2:05.31; 7, Myint Myint Aye MYA 2:05.41; 8, Tatyana Roslanova KAZ 2:07.98

Heat 5: 1, Paulino 2:01.06; 2, Brägger 2:01.09; 3, Serwah 2:01.17; 4, Cummins 2:01.20; 5, Vriesde 2:01.24; 6, Lewis 2:01.43; 7, Wisam Abu Bekheet PLE 2:29.86; Jolanda Ceplak SLO DNS

Semi-finals (First 2 & 2 fastest to final) (Aug 24)

Heat 1: 1, Graf 1:59.26; 2, Khruschelyova 1:59.39; 3, Jo Fenn GBR 2:00.56; 4, Letitia Vriesde SUR 2:00.88; 5, Faith Macharia KEN 2:01.30; 6, Brigita Langerholc SLO 2:01.58; 7, Jen Toomey USA 2:02.35; 8, Tamsyn Lewis AUS 2:05.11

Heat 2: 1, Mutola 1:58.45; 2, Holmes 1:58.86; 3, Cummins 1:59.58; 4, Serwah 2:00.42; 5, Maria Cioncan ROU 2:00.72; 6, Lucia Klocová SVK 2:00.73; 7, Natalya Yevdokimova RUS 2:01.17; 8, Heidi Jensen DEN 2:01.73

Heat 3: 1, Hammou 2:00.57; 2, Gesell 2:01.01; 3, Sultana Aït Hammou MAR 2:01.34; 4, Svetlana Klyuka RUS 2:01.61; 5, Tina Paulino MOZ 2:01.85; 6, Judit Varga HUN 2:02.20; 7, Anita Brägger SUI 2:02.34; 8, Agnes Samaria NAM 2:02.66

Helsinki 2005

Final (Aug 9)

1,	Zulia Calatayúd	CUB	1:58.82	60.72/58.1
2,	Hasna Benhassi	MAR	1:59.42	61.2/58.2
3,	Tatyana Andrianova	RUS	1:59.60	60.9/58.7
4,	Maria Mutola	MOZ	1:59.71	60.8/58.9
5,	Mayte Martínez	ESP	1:59.99	61.2/58.8
6,	Larisa Chzhao	RUS	2:00.25	60.9/59.4
7,	Svetlana Cherkasova	RUS	2:00.71	61.0/59.7
8,	Hazel Clark	USA	2:01.52	60.9/60.6

Benhassi was a marginal favourite, having won six of her eight races prior to Helsinki and never finishing worse than second. The first semi-final saw Clark lead through 400m in 58.82, and come out on top in 1:59.00 ahead of Chzao, with Mutola and Martínez having to wait to find out if they would qualify as fastest losers. Forty year-old Vriesde led the second race at a sensible pace (59.11 at 400m), before Sinclair eased into the lead. Calatayúd went to the front with 150m to go, easily holding off Cherkasova in 1:57.92, with Sinclair fourth in 1:59.45. The third semi was won in an inexplicably slow 2:01.35 by Andrianova from Benhassi.

Mutola led the final through 200m in 28.42, before Calatayúd moved alongside at the bell, reached in a slow 60.72. Andrianova came up on the inside and Mutola caught an elbow as the Russian and Cuban went past at the 600m mark (1:30.75). Calatayúd cut loose with 90m to go and won as she pleased by five metres, with Benhassi moving from sixth at 650m to second place. Andrianova held off Mutola for third. The remarkable Mozambique woman finished fourth or better for the seventh time!

First round (First 4 & 4 fastest to semi-finals) (Aug 6)

Heat 1: 1, Clark 2:01.91; 2, Sinclair 2:02.18; 3, Aït Hammou 2:02.36; 4, Samaria 2:02.46; 5, Neisha Bernard-Thomas GRN 2:02.50; 6, Brigita Langerholc SLO 2:03.06; 7, Binnaz Uslu TUR 2:03.73; 8, Marlyse Nsourou GAB 2:14.47

Heat 2: 1, Calatayúd 2:00.77; 2, Benhassi 2:00.77; 3, Bennett USA 2:01.78; 4, Scott 2:02.00; 5, Teodora Kolarova BUL 2:02.45; 6, Miho Sugimori JPN 2:02.82; 7, Marcela Britos URU 2:10.21; 8, Liban Markabo Djama DJI 2:50.95

Heat 3: 1, Andrianova 2:06.38; 2, Schmidt 2:07.10; 3, Martínez 2:07.34; 4, Sętowska 2:07.37; 5, Myint Myint Aye MYA 2:08.50; 6, Marian Burnett GUY 2:09.88; Nahida Touhami ALG DNS

Heat 4: 1, Cherkasova 2:00.62; 2, Valdonado 2:00.87; 3, Usovich 2:01.09; 4, Klocová 2:01.63; 5, Petlyuk 2:01.78; 6, Sultana Aït Hammou MAR 2:02.16; 7, Elisa

Cusma ITA 2:05.95; 8, Gulnaz Ara PAK 2:13.87
Heat 5: 1, Chzhao 2:00.64; 2, Mutola 2:00.71; 3, Ballentine 2:01.05; 4, Neascu 2:01.35; 5, Gradzki 2:01.56; 6, Vriesde 2:01.65; 7, Cummins 2:01.71
Semi-finals (First 2 & 2 fastest to final) (Aug 7)
Heat 1: 1, Clark 1:59.00; 2, Chzhao 1:59.07; 3, Mutola 1:59.29; 4, Martínez 1:59.40; 5, Mina Aït Hammou MAR 2:00.22; 6, Mihaela Neascu ROU 2:00.63; 7, Lucia Klocová SVK 2:00.64; 8, Susan Scott GBR 2:01.17
Heat 2: 1, Calatayúd 1:57.92; 2, Cherkasova 1:58.58; 3, Kenia Sinclair JAM 1:59.45; 4, Diane Cummins CAN 2:00.10; 5, Agnes Samaria NAM 2:00.13; 6, Alice Schmidt USA 2:01.43; 7, Letitia Vriesde SUR 2:02.07; 8, Monika Gradzki GER 2:02.09
Heat 3: 1, Andrianova 2:01.35; 2, Benhassi 2:01.59; 3, Laetitia Valdonado FRA 2:01.90; 4, Ewelina Sętowska POL 2:02.02; 5, Svetlana Usovich BLR 2:02.34; 6, Tatyana Petlyuk UKR 2:02.46; 7, Michelle Ballentine JAM 2:03.98; Kameisha Bennett USA DNF

Osaka 2007

Final (Aug 28)

1,	Janeth Jepkosgei	KEN	1:56.04	56.16/59.88
2,	Hasna Benhassi	MAR	1:56.99	57.46/59.53
3,	Mayte Martínez	ESP	1:57.62	57.71/59.91
4,	Olga Kotlyarova	RUS	1:58.22	56.8/61.4
5,	Brigita Langerholc	SLO	1:58.52	56.6/61.9
6,	Svetlana Usovich	BLR	1:58.92	56.6/62.3
7,	Svetlana Klyuka	RUS	2:00.90	57.2/63.7
	Maria Mutola	MOZ	DNF	56.8/-

Jepkoskei was rated as number seven on the "Track and Field News" Osaka form chart. She showed this was an underestimation by winning her heat in 1:58.95, a second quicker than any other preliminary winner. She then zipped through her semi-final, passing 400m in 56.54, before finishing in 1:56.17, much the fastest time of 2007. Klocová and Cusma clocked 1:58.62 and 1:58.63 but failed to make the final.

Jepkoskei repeated her tactics in the final, passing 200m in 26.58 [1:46.4 pace], before slowing to 56.16 at halfway. Usovich and Langerholc led the chasers with 56.6. Jepkoskei slowed to 1:26.22 at 600m, with four metres advantage over Mutola and Benhassi. Momentarily, she looked vulnerable, but then edged away to win in 1:56.04, another lifetime best, and the fastest time in the world for four years. Benhassi was a clear second, after Mutola collapsed onto the infield when her left hamstring went into a spasm 80m from the line.

First round (First 3 & 6 fastest to semi-finals) (Aug 25)
Heat 1: 1, Klyuka 2:00.11; 2, Burnett 2:00.53; 3, M Aït Hammou 2:00.85; 4, Mihaela Neacsu ROU 2:01.08; 5, Alice Schmidt USA 2:02.49; 6, Josiane Tito BRA 2:03.70; 7, Natalia Gallego AND 2:13.46; 8, Emilia Mikue Ondo GEQ 2:15.72
Heat 2: 1, Kotlyarova 2:01.75; 2, Okoro 2:01.79; 3, Calatayud 2:01.81; 4, Alysia Johnson USA 2:02.11; 5, Rosibel García COL 2:02.86; 6, Liu Qing CHN 2:04.35; 7, Lillian Silva ANG 2:09.17
Heat 3: 1, Mutola 2:00.00; 2, Meadows 2:00.14; 3, Langerholc 2:00.20; 4, Sętowska-Dryk 2:00.45; 5, Cusma 2:00.54; 6, Eliane Saholinirina MAD 2:06.57; 7, Fatimoh Muhammed LBR 2:07.28; 8, Gharid Ghrouf PLE 2:30.35
Heat 4: 1, Benhassi 2:00.31; 2, Simpson 2:00.47; 3, Bărbulescu-Popescu 2:00.73; 4, Tamsyn Lewis AUS 2:01.21; 5, Yuliya Krevsun UKR 2:02.45; 6, Rikke Albertsen DEN 2:03.75; 7, Ayako Jinnouchi JPN 2:07.34
Heat 5: 1, Usovich 1:59.95; 2, Sinclair 2:00.35; 3, Cummins 2:00.38; 4, Petlyuk 2:00.45; 5, Clark 2:00.61; 6, Sultana Aït Hammou MAR 2:00.74; 7, Nicole Layson GUM 2:36.14
Heat 6: 1, Jepkosgei 1:58.95; 2, Martínez 1:59.58; 3, Klocová 1:59.72; 4, Samaria 1:59.76; 5, Guégan 2:00.43; 6, Elizet Banda ZAM 2:09.90; 7, Mireille Derebona CAF 2:30.08; Svetlana Cherkasova RUS DQ (r40.8) (2:00.93)
Semi-finals (First 2 & 2 fastest to final) (Aug 26)
Heat 1: 1, Usovich 1:58.11; 2, Kotlyarova 1:58.56; 3, Lucia Klocová SVK 1:58.62; 4, Elisa Cusma ITA 1:58.63; 5, Liliana Bărbulescu-Popescu ROU 2:00.07; 6, Jemma Simpson GBR 2:00.48; 7, Diane Cummins CAN 2:00.51; 8, Hazel Clark USA 2:02.92
Heat 2: 1, Klyuka 1:58.97; 2, Martínez 1:59.32; 3, Mina Aït Hammou MAR 1:59.51; 4, Marilyn Okoro GBR 1:59.63; 5, Kenia Sinclair JAM 2:00.25; 6, Tatyana Petlyuk UKR 2:00.90; 7, Marian Burnett GUY 2:01.02; 8, Zulia Calatayud CUB 2:06.97
Heat 3: 1, Jepkosgei 1:56.17; 2, Benhassi 1:56.84; 3, Mutola 1:56.98; 4, Langerholc 1:58.41; 5, Jenny Meadows GBR 1:59.39; 6, Élodie Guégan FRA 1:59.46; 7, Ewelina Sętowska-Dryk POL 2:01.02; 8, Agnes Samaria NAM 2:02.25

Berlin 2009

Final (Aug 19)

1,	Caster Semenya	RSA	1:55.45	56.83/58.62
2,	Janeth Jepkosgei	KEN	1:57.90	57.00/60.90
3,	Jenny Meadows	GBR	1:57.93	57.66/60.27
4,	Yuliya Krevsun	UKR	1:58.00	57.09/60.91
5,	Mariya Savinova	RUS	1:58.68	57.6/61.1
6,	Elisa Cusma	ITA	1:58.81	57.6/61.2
7,	Mayte Martínez	ESP	1:58.81	58.0/60.8
8,	Marilyn Okoro	GBR	2:00.32	57.3/63.0

The event had a dramatic start on the first morning when defending champion Jepkosgei fell at 600m of the opening heat. The new South African star Semenya (18) almost went over behind her but recovered to win the race. The Kenyan team protested that Jepkosgei had been tripped by Semenya and the jury of appeal agreed to advance the Kenyan to the semi-finals, but without disqualifying the South African. Both of these African women progressed to the final but the Olympic Champion Jelimo did not after dropping out of her semi-final.
Jepkosgei took the pace out swiftly in the final, and passed 200m in 26.83, ahead of Semenya (27.0). The South African took the lead at 350m, reaching the bell a metre up on Jepkosgei and Krevsun. That margin was slightly increased at 600m (1:26.96), with Krevsun (1:27.20) fighting hard to keep up. Semenya powered away over the next 100m, covered in 14.10, and led by 8m, a lead which was increased to 20m by the finish. The valiant Krevsun led the battle for second until 5m to go when Jepkosgei caught her. Finishing fastest of all was Meadows, who moved from sixth at 700m to third at the line.

During the championships it was disclosed that the IAAF was investigating Semenya's gender as a medical issue, and it was agreed that she should not appear at the medallist's press conference. In July 2010, the IAAF stated that it "accepts the conclusion of a panel of medical experts that she can compete with immediate effect. Please note that the medical details of the case remain confidential and the IAAF will make no further comment on the matter."

First round (First 3 & 6 fastest to final) (Aug 16)
Heat 1: 1, Semenya 2:02.51; 2, Gall 2:02.63; 3, Petlyuk 2:02.87; 4, Olga Cristea MDA 2:03.99; 5, Neisha Bernard-Thomas GRN 2:04.55; 6, Madeleine Pape AUS 2:05.85; 7, Jepkosgei 2:12.81
(Jepkosgei was allowed to advance to the semi final by decision of the Jury of Appeal who upheld the Kenyan protest that she had been disadvantaged by the action of Caster Semenya RSA)
Heat 2: 1, Savinova 2:03.27; 2, Simpson 2:03.33; 3, Martínez 2:03.39; 4, Guégan 2:03.87; 5, Irina Krakoviak LTU 2:04.26; 6, Mirela Lavric ROU 2:04.49; 7, Leonor Piuza MOZ 2:08.08
Heat 3: 1, Krevsun 2:02.20; 2, Meadows 2:02.47; 3, Clark-Riley 2:02.67; 4, Klocová 2:02.98; 5, Burnett 2:03.89; 6, Yeliz Kurt TUR 2:13.42; 7, Aishath Reesha MDV 2:28.00; Sanaa Abubkheet PLE DQ (r163.5)
Heat 4: 1, Cusma 2:02.33; 2, Rostkowska 2:02.37; 3, Hachlaf 2:02.46; 4, Kofanova 2:02.49; 5, Masná 2:03.32; 6, Eléni Filándra GRE 2:06.39; 7, Natalia Gallego AND 2:18.75
Heat 5: 1, Jelimo 2:03.50; 2, Vessey 2:04.07; 3, Sinclair 2:04.52; 4, Rosibel García COL 2:04.73; 5, Jana Hartmann GER 2:04.99; 6, Nataliya Lupu UKR 2:06.74; 7, Salome Dell PNG 2:08.22
Heat 6: 1, Calatayúd 2:02.33; 2, Benhassi 2:02.83; 3, Okoro 2:03.07; 4, Klyuka 2:03.40; 5, Daniela Reina ITA 2:06.30; 6, Anabelle Lascar MRI 2:06.53; 7, Nikki Hamblin NZL 2:31.94
Semi-finals (First 2 & 2 fastest to final) (Aug 17)
Heat 1: 1, Savinova 1:59.30; 2, Krevsun 1:59.38; 3, Martínez 1:59.72; 4, Hasna Benhassi MAR 2:00.06; 5, Jemma Simpson GBR 2:00.57; 6, Geena Gall USA 2:01.30; 7, Zulia Calatayúd CUB 2:01.53; 8, Élodie Guégan FRA 2:04.38
Heat 2: 1, Semenya 1:58.66; 2, Meadows 1:59.45; 3, Jepkosgei 1:59.47; 4, Hazel Clark-Riley USA 1:59.96; 5, Svetlana Klyuka RUS 2:00.48; 6, Tatyana Petlyuk UKR 2:00.90; 7, Lucia Klocová SVK 2:01.56; 8, Marian Burnett GUY 2:02.75; Halima Hachlaf MAR DNF
Heat 3: 1, Cusma 2:00.62; 2, Okoro 2:01.01; 3, Anna Rostkowska POL 2:01.40; 4, Yelena Kofanova RUS 2:02.02; 5, Kenia Sinclair JAM 2:02.31; 6, Lenka Masná CZE 2:02.55; 7, Maggie Vessey USA 2:03.55; Pamela Jelimo KEN DNF

800 METRES

Multiple Medallists:

5	Maria Mutola	MOZ	93-1, 97-3, 99-2, 01-1, 03-1
3	Lyubov Gurina	URS/RUS	83-2, 87-3, 93-2
	Ana Quirot	CUB	91-2, 95-1, 97-1
2	Ella Kovacs	ROU	91-3, 93-3
	Kelly Holmes	GBR	95-3, 03-2
	Letitia Vriesde	SUR	95-2, 01-3
	Hasna Benhassi	MAR	05-2, 07-2
	Janeth Jepkosgei	KEN	07-1, 09-2

800 Metres, continued

Most Finals:

8 Mutola — 91-4, 93-1, 97-3, 99-2, 01-1, 03-1, 05-4, 07-dnf

Most Appearances:

9 Mutola — 91-4, 93-1, 95-dq/s2, 97-3, 99-2, 01-1, 03-1, 05-4, 07-dnf/final

National Placings:

	1	2	3	4	5	6	7	8	Points
RUS	-	2	3	1	2	2	3	1	58
MOZ	3	1	1	2	-	-	1	-	49
CUB	3	1	-	1	-	-	-	-	36
URS	1	1	2	-	-	-	1	1	30
GBR	-	1	2	1	-	1	1	1	30
GER	1	1	-	1	1	1	-	2	29
SUR	-	1	1	1	1	-	-	-	22
KEN	1	1	-	1	-	-	-	-	20
USA	-	-	-	1	3	-	1	1	20
MAR	-	2	-	1	-	-	-	-	19
ROU	-	-	2	-	-	2	-	-	18
TCH	1	-	-	-	1	-	1	-	14
ESP	-	-	1	-	1	-	2	-	14
CZE	1	-	-	-	1	-	-	-	12
AUT	-	1	-	-	-	-	1	-	9
RSA	1	-	-	-	-	-	-	-	8
CAN	-	-	-	-	1	1	-	-	7
FRA	-	-	-	1	-	-	-	-	5
UKR	-	-	-	1	-	-	-	-	5
SLO	-	-	-	-	1	-	-	-	4
BLR	-	-	-	-	-	1	-	1	4
NED	-	-	-	-	-	1	-	1	4
CHN	-	-	-	-	-	1	-	-	3
ITA	-	-	-	-	-	1	-	-	3
NZL	-	-	-	-	-	1	-	-	3
GHA	-	-	-	-	-	-	1	-	2
YUG	-	-	-	-	-	-	-	1	1
Totals	**12**	**12**	**12**	**12**	**12**	**12**	**12**	**9**	**429**

1500 Metres — Helsinki 1983

Final (Aug 14)

1,	Mary Decker	USA	4:00.90
2,	Zamira Zaytseva	URS	4:01.19
3,	Yekaterina Podkopayeva	URS	4:02.25
4,	Ravilya Agletdinova	URS	4:02.67
5,	Wendy Sly	GBR	4:04.14
6,	Doina Melinte	ROU	4:04.42
7,	Gabriella Dorio	ITA	4:04.73
8,	Brit McRoberts	CAN	4:05.73

9, Christina Boxer GBR 4:06.74; 10, Cornelia Bürki SUI 4:11.61; 11, Ivana Kleinová TCH 4:15.12; 12, Maria Radu ROU 4:19.03

As she had done in the 3000m final four days earlier, Decker took up the pace. The blustery conditions held her back to 64.04 at 400m and 2:10.92 at 800m. At the bell, Decker led with Zaytseva on her shoulder.

The American tried to pull away on the backstraight. Zaytseva followed and shot ahead on the last bend, before swerving in front of Decker. A gap of five metres opened up in the process. The American looked beaten, but once in the straight, Decker's long, smooth strides enabled her to gain on the straining Soviet. The American regained the lead 10m before the line. In response, Zaytseva overstrode and fell five metres before the line. She rolled across the finish in second place.

"She was definitely being competitive," said Decker of Zaytseva's tactics. "Instead of going around, she ran into me. I think the rule is you have to be a full stride ahead before cutting in. She wasn't ahead and she was cutting in."

First round (First 3 & 3 fastest to final) (Aug 12)

Heat 1: 1, Agletdinova 4:10.71; 2, Kleinová 4:10.82; 3, McRoberts 4:10.88; 4, Christiane Wartenberg GDR 4:10.89; 5, Totka Petrova BUL 4:12.31; 6, Cindy Bremser USA 4:14.10; 7, Kriscia García ESA 4:40.21; 8, Bigna Samuel STV 4:51.35; 9, Kungu Bankombo COD 4:54.12

Heat 2: 1, Decker 4:07.47; 2, Zaytseva 4:07.64; 3, Sly 4:08.16; 4, Bürki 4:08.61; 5, Radu 4:10.15; 6, Marcianne Mukamurenzi RWA 4:30.58; 7, Vivian Pearson MAW 5:03.70; Aurora Cunha POR DNS

Heat 3: 1, Podkopayeva 4:09.39; 2, Dorio 4:09.45; 3, Melinte 4:09.71; 4, Boxer 4:09.88; 5, Betty van Steenbroek BEL 4:12.93; 6, Marjo Lakka FIN 4:22.33; 7, Halah Mughrabi SYR 4:45.62; 8, Khadija Al Matari JOR 5:01.83; Brigitte Kraus FRG DNS

Rome 1987

Final (Sep 5)

1,	Tatyana Samolenko	URS	3:58.56
2,	Hildegard Körner	GDR	3:58.67
3,	Doina Melinte	ROU	3:59.27
4,	Cornelia Bürki	SUI	3:59.90
5,	Andrea Lange	GDR	4:00.63
6,	Kirsty Wade	GBR	4:01.41
7,	Diana Richburg	USA	4:01.79
8,	Elly van Hulst	NED	4:03.63

9, Svetlana Kitova URS 4:04.66; 10, Linda Sheskey USA 4:08.33; 11, Debbie Bowker CAN 4:08.38; 12, Mitica Junghiatu ROU 4:10.35; 13, Marina Yachmenyova URS 4:10.51; Sandra Gasser SUI DQ (3:59.06); Ulrike Bruns GDR DNF

Samolenko emulated Mary Decker's 1983 feat by adding this title to the 3000m gold she had won earlier in the week. The Ukrainian's kick was so feared that the GDR appeared to sacrifice Ulrike Bruns in order to take the sting out of Samolenko's finish.

Bruns set a pace of 62.15, 2:07.16 and 2:39.99 before dropping out. This left Körner in front (1200m: 3:12.74), as planned. Despite the fast pace, Körner continued to run strongly. However, she could not withstand Samolenko who went ahead just 15m from the finish.

The bronze originally went to Gasser, who outkicked Melinte, but the Swiss woman subsequently failed a doping control test.

First round (First 4 & 3 fastest to final) (Sep 3)

Heat 1: 1, Melinte 4:05.41; 2, Körner 4:05.42; 3, Samolenko 4:05.48; 4, van Hulst 4:05.57; 5, Sheskey 4:06.03; 6, Fatima Aouam MAR 4:07.38; 7, Yvonne Murray GBR 4:07.83; 8, Brit McRoberts CAN 4:08.37; 9, Annika Ericson SWE 4:11.59; 10, Maria Lomba STP 5:01.43; Salina Chirchir KEN DNS

Heat 2: 1, Lange 4:05.18; 2, Yachmenyova 4:05.51; 3, Junghiatu 4:05.60; 4, Bowker 4:05.90; 5, Richburg 4:07.10; 6, Brigitte Kraus FRG 4:07.40; 7, Agnese Possamai ITA 4:08.84; 8, Florence Giolitti FRA 4:09.08; 9, Alphocinah Simelane SWZ 4:35.64; 10, Georgina Tomisato ASA 5:49.52; Gasser DQ (4:05.48)

Heat 3: 1, Bruns 4:08.36; 2, Bürki 4:08.39; 3, Kitova 4:08.64; 4, Wade 4:09.06; 5, Paula Ivan ROU 4:09.28; 6, Vera Michallek FRG 4:09.89; 7, Regina Jacobs USA 4:12.52; 8, Christine Pfitzinger NZL 4:13.59; 9, Mayte Zúñiga ESP 4:16.21; 10, Evelin Adiru UGA 4:17.72; 11, Kriscia García ESA 4:34.76

Tokyo 1991

Final (Aug 31)

1,	Hassiba Boulmerka	ALG	4:02.21
2,	Tatyana Dorovskikh	URS	4:02.58
3,	Lyudmila Rogachova	URS	4:02.72
4,	Doina Melinte	ROU	4:03.19
5,	Ellen Kiessling	GER	4:04.75
6,	Kirsty Wade	GBR	4:05.16
7,	Susan Sirma	KEN	4:05.47
8,	Małgorzata Rydz	POL	4:05.52

9, Letitia Vriesde SUR 4:05.67; 10, Violeta Beclea ROU 4:05.86; 11, Debbie Bowker CAN 4:06.06; 12, PattiSue Plumer USA 4:06.80; 13, Yvonne Mai GER 4:07.45; 14, Elena Fidatof ROU 4:10.15; 15, Ravilya Kotovich URS 4:17.59

The USSR had not selected the world's best 1500m runner of 1991, Natalya Artyomova, who had failed to compete in her national championships. Instead, the USSR's hopes were pinned on defending champion Tatyana Dorovskikh. The Ukrainian had won the 3000m five days before and was hoping to duplicate her 1987 double.

The pace was slow: Rogachova led at 400m in 66.64 and 800m in 2:12.27. Approaching the bell, the 3000m bronze medallist Sirma took over. Melinte, Boulmerka, Dorovskikh, Rogachova and Plumer followed. With 200m remaining, the 34 year-old Melinte made her move. Only Boulmerka and the two Soviets could stay with the Romanian.

Into the finishing straight, Boulmerka spurted ahead. Dorovskikh kicked, but could not catch the Algerian. Rogachova came through for the bronze.

Boulmerka's was the first world title to be won by an African woman, and she made no secret of her excitement. She yelled out something on crossing the line and explained: "That was my cry for joy. This is the first win by a woman from Algeria and I think this is the beginning of a greater role for Algerian women."

First round (First 4 & 3 fastest to final) (Aug 29)

Heat 1: 1, Sirma 4:04.94; 2, Bowker 4:05.07; 3, Plumer 4:05.08; 4, Kotovich

4:05.53; 5, Beclea 4:05.77; 6, Mai 4:06.09; 7, Wade 4:07.22; 8, Yvonne van der Kolk NED 4:07.39; 9, Christine Pfitzinger NZL 4:08.43; 10, Khin Khin Htwe MYA 4:12.21; 11, Estela Estevez ESP 4:13.93; 12, Snezana Pajkić YUG 4:14.20; 13, Zheng Lijuan CHN 4:14.95

Heat 2: 1, Boulmerka 4:08.20; 2, Rogachova 4:08.34; 3, Vriesde 4:08.46; 4, Fidatof 4:08.81; 5, Christina Cahill GBR 4:09.01; 6, Darcy Arreola USA 4:13.08; 7, Ivana Kubesová TCH 4:14.69; 8, Leah Pells CAN 4:14.82; 9, Aisling Molloy IRL 4:16.61; 10, Véronique Pongérard FRA 4:16.87; 11, Bigna Samuel STV 4:29.42; 12, Mantokoane Pitso LES 4:42.79; Sandra Gasser SUI DNF; Isabel Elias ANG DNS

Heat 3: 1, Melinte 4:08.78; 2, Kiessling 4:09.23; 3, Dorovskikh 4:09.25; 4, Rydz 4:09.31; 5, Gabriella Dorio ITA 4:09.34; 6, Irini Theodoridou GRE 4:11.14; 7, Karin Medin SWE 4:11.23; 8, Robyn Meagher CAN 4:12.47; 9, Suzy Hamilton USA 4:15.54; 10, Jana Kuceriková TCH 4:15.69; 11, Tuuli Merikoski FIN 4:17.57; 12, Edith Nakiyingi UGA 4:25.43; 13, Gengui Baguepeng CHA 4:54.41; Pauline Konga KEN DNS

Stuttgart 1993

Final (Aug 22)

1,	Liu Dong	CHN	4:00.50
2,	Sonia O'Sullivan	IRL	4:03.48
3,	Hassiba Boulmerka	ALG	4:04.29
4,	Lu Yi	CHN	4:06.06
5,	Angela Chalmers	CAN	4:07.95
6,	Theresia Kiesl	AUT	4:08.04
7,	Anna Brzezińska	POL	4:08.11
8,	Fabia Trabaldo	ITA	4:08.23

9, Violeta Beclea ROU 4:08.57; 10, Yan Wei CHN 4:09.05; 11, Carla Sacramento POR 4:09.15; 12, Mayte Zúñiga ESP 4:10.79; 13, Lyudmila Rogachova RUS 4:12.14; 14, Leah Pells CAN 4:13.87; 15, Oksana Mernikova BLR 4:18.93

After their exploits in the Stuttgart 3000m and 10,000m, all eyes were on China's representatives in the last of the women's distance races. A personal best of 4:04.36 in the heats, including a 45.25 last 300m, marked out Liu Dong as the probable winner.

Liu shared the lead with defending champion Boulmerka in the final. The pace was 68.20 and 2:17.58. At precisely 800m, Liu took off and ran clear of the pack with a 60.15 circuit. Incredibly, she managed to accelerate (57.48 last 400m, 42.77 last 300m) and had a winning margin of 30m.

The silver went to a delighted O'Sullivan, who had been favoured to win the 3000m but placed only fourth. A relieved Boulmerka outran the other Chinese finalist, Lu, for the bronze.

"The crowd support was great and cheered me on to my success," said Dong. "I never had any doubts about my victory during the race." In fact, a cynical section of the crowd could be heard booing the sight of another Chinese woman runner sprinting away to victory.

First round (First 4 & 3 fastest to final) (Aug 20)

Heat 1: 1, O'Sullivan 4:05.81; 2, Lu 4:05.97; 3, Kiesl 4:06.89; 4, Zúñiga 4:07.46; 5, Brzezińska 4:08.33; 6, Bettina Andersen DEN 4:09.75; 7, Blandine Bitzner FRA 4:10.70; 8, Alisa Hill USA 4:11.29; 9, Sonia McGeorge GBR 4:12.93; 10, Sarah Howell CAN 4:13.40; 11, Ravilya Agletdinova BLR 4:17.43; 12, Laurence Niyonsaba RWA 4:25.70; 13, Raj Kumari Pandey NEP 4:49.22; Lyubov Kremlyova RUS DNS

Heat 2: 1, Boulmerka 4:13.13; 2, Yan 4:13.87; 3, Mernikova 4:13.93; 4, Chalmers 4:13.94; 5, Elena Fidatof ROU 4:14.34; 6, Małgorzata Rydz POL 4:14.75; 7, Gwen Griffiths RSA 4:14.81; 8, Annette Peters USA 4:15.15; 9, Harumi Hiroyama JPN 4:19.67; 10, Vera Chuvashova RUS 4:21.33; 11, Lyudmila Derevyankina KGZ 4:28.39; Alia Almatari JOR & Karolina Tanona FIJ DNS

Heat 3: 1, Liu 4:04.36; 2, Rogachova 4:07.52; 3, Trabaldo 4:07.95; 4, Sacramento 4:08.32; 5, Beclea 4:08.82; 6, Pells 4:08.97; 7, Sandra Gasser SUI 4:11.75; 8, Andrea Sollarová SVK 4:14.47; 9, Soraya Telles BRA 4:18.67; 10, Gina Procaccio USA 4:29.17; 11, Shirley Cespedes CRC 4:42.15; 12, Martha Portobanco NCA 4:56.22; Simone Weidner GER DNF

Gothenburg 1995

Final (Aug 9)

1,	Hassiba Boulmerka	ALG	4:02.42
2,	Kelly Holmes	GBR	4:03.04
3,	Carla Sacramento	POR	4:03.79
4,	Angela Chalmers	CAN	4:04.74
5,	Lyudmila Borisova	RUS	4:04.78
6,	Anna Brzezińska	POL	4:05.65
7,	Ruth Wysocki	USA	4:07.08
8,	Mayte Zúñiga	ESP	4:07.27

9, Lyudmila Rogachova RUS 4:07.83; 10, Yvonne Graham JAM 4:08.01; 11, Margarita Maruseva RUS 4:11.64; 12, Małgorzata Rydz POL 4:20.83

Boulmerka added to her reputation as a big-meeting competitor when she made the world championship the only final she would win all year.

The pre-meeting favourite was Commonwealth Champion Holmes, who was drawn with Boulmerka in the two preliminary races. In the final she shadowed the Algerian as Graham set the pace of 67.38 at 400m, 2:12.73 at 800m and 3:17.00 at 1200m. Then Boulmerka started to sprint for home. The British runner responded well and the two ran shoulder to shoulder around the last bend with Holmes on the outside. The Algerian did not yield and edged clear in the straight, clocking 29.5 for the last 200m compared with Holmes's 30.0.

First round (First 6 & 6 fastest to semi-finals) (Aug 6)

Heat 1: 1, Boulmerka 4:11.34; 2, Holmes 4:11.87; 3, Borisova 4:12.07; 4, Thorsett 4:12.10; 5, Sacramento 4:12.12; 6, Zúñiga 4:12.30; 7, Strashilova 4:13.27; 8, Akraka 4:13.38; 9, Sakara 4:15.02; 10, Nirmala Bharati NEP 4:53.60

Heat 2: 1, Dulecha 4:17.70; 2, Rogachova 4:18.14; 3, Rydz 4:18.40; 4, Hamilton 4:18.49; 5, Chalmers 4:18.77; 6, Quentin 4:18.86; 7, Bychkovskaya 4:18.97; 8, Svetlana Miroshnik UKR 4:19.12; 9, Khin Khin Htwe MYA 4:26.69; 10, Rosemary Omundsen PNG 4:51.86

Heat 3: 1, Graham 4:13.70; 2, Maruseva 4:13.91; 3, Wysocki 4:13.93; 4, Brzezińska 4:14.34; 5, Kiesl 4:14.52; 6, Pells 4:14.69; 7, Ducret 4:16.21; 8, Domínguez 4:18.61; 9, Bigna Samuel STV 4:25.94; 10, Nompumelelo Zwane SWZ 4:49.32

Semi-finals (First 5 & 2 fastest to final) (Aug 7)

Heat 1: 1, Boulmerka 4:09.13; 2, Holmes 4:09.15; 3, Sacramento 4:10.03; 4, Brzezińska 4:10.75; 5, Maruseva 4:10.92; 6, Blandine Ducret FRA 4:11.11; 7, Petya Strashilova BUL 4:11.62; 8, Leah Pells CAN 4:12.07; 9, Sarah Thorsett USA 4:12.26; 10, Theresia Kiesl AUT 4:12.31; 11, Maria Akraka SWE 4:13.16; 12, Marta Domínguez ESP 4:18.72

Heat 2: 1, Rydz 4:08.70; 2, Rogachova 4:08.72; 3, Borisova 4:08.83; 4, Chalmers 4:08.92; 5, Wysocki 4:09.03; 6, Zúñiga 4:09.61; 7, Graham 4:09.92; 8, Suzy Hamilton USA 4:10.28; 9, Frédérique Quentin FRA 4:11.66; 10, Kutre Dulecha ETH 4:11.86; 11, Yelena Bychkovskaya BLR 4:15.99; 12, Julia Sakara ZIM 4:16.67

Athens 1997

Final (Aug 5)

1,	Carla Sacramento	POR	4:04.24
2,	Regina Jacobs	USA	4:04.63
3,	Anita Weyermann	SUI	4:04.70
4,	Mayte Zúñiga	ESP	4:04.80
5,	Leah Pells	CAN	4:06.18
6,	Andrea Šuldesová	CZE	4:06.33
7,	Olga Nelyubova	RUS	4:07.34
8,	Sonia O'Sullivan	IRL	4:07.81

9, Kutre Dulecha ETH 4:08.15; 10, Malin Ewerlöf SWE 4:08.68; 11, Robyn Meagher CAN 4:10.83; 12, Małgorzata Rydz POL 4:13.25

The eagerly awaited race between Olympic Champion Masterkova and 1997 world leader Holmes never came to pass. Injury forced Holmes to a walk in her heat and reduced Masterkova to limping home last in her semi. That made the final wide open and after three slow laps in the lead by Ewerlöf it was down to the best sprinter. That proved to be Sacramento but her 60.9 last lap hardly compared with Holmes' 59.7 in her Commonwealth record of 3:58.07 or Masterkova's 60.0 finale to her 4:00.83 victory in the Atlanta Olympics. Jacobs, who had been thrown off stride along the final back straight by 19 year-old world junior 3000m champion Weyermann, did well to regain her composure and take the silver.

First Round (First 6 & 6 fastest to semi-finals) (Aug 2)

Heat 1: 1, O'Sullivan 4:08.90; 2, Nelyubova 4:09.02; 3, Pells 4:09.25; 4, Ewerlöf 4:09.28; 5, Wüstenhagen 4:09.34; 6, Quentin 4:11.10; 7, Karolina Skourti GRE 4:11.88; 8, Nouria Benida-Merah ALG 4:12.21; 9, Sarah Thorsett USA 4:17.07; 10, Samira Raïf MAR 4:19.54; 11, Kelly Holmes GBR no time taken

Heat 2: 1, Dulecha 4:07.70; 2, Jacobs 4:07.90; 3, Zúñiga 4:08.09; 4, Kiesl 4:08.13; 5, Pavey 4:08.23; 6, Weyermann 4:08.30; 7, Marusova 4:08.45; 8, Butler 4:08.87; 9, Šuldesová 4:09.49; 10, Tatyana Belovol UKR 4:12.17; 11, Helena Javornik SLO 4:16.21; Natalia Al-Farran LIB DNS

Heat 3: 1, Hamilton 4:10.12; 2, Sacramento 4:10.13; 3, Rydz 4:10.17; 4, Masterkova 4:10.22; 5, Crowley 4:10.23; 6, Djaté-Taillard 4:10.37; 7, Meagher 4:10.44; 8, Delahunty 4:10.45; 9, Ivanova 4:10.79; 10, Sylvia Kühnemund GER 4:11.21; 11, Monika Kinnunen FIN 4:11.71; 12, Shura Hotesa ETH 4:21.27

Semi-finals (First 5 & 2 fastest to final) (Aug 3)

Heat 1: 1, Nelyubova 4:04.67; 2, Sacramento 4:04.69; 3, Jacobs 4:04.97; 4, O'Sullivan 4:05.31; 5, Weyermann 4:05.71; 6, Zúñiga 4:06.66; 7, Rydz 4:06.86; 8,

Kathy Butler CAN 4:07.68; 9, Natalya Ivanova UKR 4:10.39; 10, Patricia Djaté-Taillard FRA 4:10.85; 11, Jo Pavey GBR 4:11.22; 12, Carmen Wüstenhagen GER 4:15.08

Heat 2: 1, Ewerlöf 4:06.75; 2, Pells 4:06.76; 3, Dulecha 4:06.90; 4, Šuldesová 4:07.02; 5, Meagher 4:07.06; 6, Suzy Hamilton USA 4:07.19; 7, Sinead Delahunty IRL 4:07.46; 8, Theresia Kiesl AUT 4:07.89; 9, Margaret Crowley AUS 4:10.37; 10, Margarita Marusova RUS 4:14.98; 11, Frédérique Quentin FRA 4:16.15; 12, Svetlana Masterkova RUS 4:22.74

Seville 1999

Final (Aug 29)

1,	Svetlana Masterkova	RUS	3:59.53
2,	Regina Jacobs	USA	4:00.35
3,	Kutre Dulecha	ETH	4:00.96
4,	Violeta Szekely	ROU	4:00.98
5,	Carla Sacramento	POR	4:01.29
6,	Elena Buhaianu	ROU	4:04.27
7,	Anna Jakubczak	POL	4:04.40
8,	Ana Amelia Menéndez	ESP	4:04.72

9, Lidia Chojecka POL 4:05.55; 10, Marla Runyan USA 4:06.45; 11, Jackline Maranga KEN 4:07.28; 12, Anita Weyermann SUI 4:17.86

Stating that the 800m was merely preparation for this event, Masterkova added this gold medal to the ones she gained at the 1996 Olympics and 1998 European Championships. To the credit of her opponents they made it a fast race, hoping her legendary finish could be blunted, but it turned out to be a lost cause. Buhaianu opened up a substantial lead on the first lap (63.87) and was still ahead, but only just, at 800m (2:12.89). Jacobs and title holder Sacramento made the third lap a quick one at 63.10 but with 200m to go, with Sacramento in front, there were still five runners in contention. Masterkova sped past, with Jacobs in her slipstream, at the start of the finishing straight, with Dulecha and Szekely also overtaking the Portuguese runner. The Spanish-based Masterkova ran a last lap of 58.4, while Jacobs – clocking 4:00.35 a day after her 36th birthday – broke a personal best which had stood since 1988! Mérah-Benida, who would bring off a sensational Olympic victory the following year, was eliminated in her heat in 4:08.90.

First round (First 5 & 2 fastest to final) (Aug 27)

Heat 1: 1, Szekely 4:05.00; 2, Menéndez 4:05.21; 3, Sacramento 4:05.21; 4, Runyan 4:05.27; 5, Jakubczak 4:05.71; 6, Hayley Tullett GBR 4:05.72; 7, Olga Nelyubova RUS 4:06.01; 8, Malin Ewerlöf SWE 4:07.67; 9, Nouria Mérah-Benida ALG 4:08.90; 10, Nuria Fernández ESP 4:09.39; 11, Leah Pells CAN 4:10.76; 12, Judit Varga HUN 4:16.66; 13, Stephanie Best USA 4:19.87; Ebru Kavaklioglu TUR DNS; Erdenetuya Sukhbaatar MGL DNS

Heat 2: 1, Jacobs 4:04.75; 2, Masterkova 4:04.83; 3, Weyermann 4:04.88; 4, Dulecha 4:04.93; 5, Buhaianu 4:04.97; 6, Maranga 4:04.98; 7, Chojecka 4:05.16; 8, Lyudmila Rogachova RUS 4:05.72; 9, Maite Zúñiga ESP 4:06.75; 10, Robyn Meagher CAN 4:06.88; 11, Helen Pattinson GBR 4:12.17; 12, Elaine Fitzgerald IRL 4:12.77; 13, Frédérique Quentin FRA 4:14.76; 14, Julia Sakara ZIM 4:19.65

Edmonton 2001

Final (Aug 7)

1,	Gabriela Szabo	ROU	4:00.57
2,	Violeta Szekely	ROU	4:01.70
3,	Natalya Gorelova	RUS	4:02.40
4,	Carla Sacramento	POR	4:03.96
5,	Lidia Chojecka	POL	4:06.70
6,	Natalia Rodríguez	ESP	4:07.10
7,	Alesya Turova	BLR	4:07.25
8,	Süreyya Ayhan	TUR	4:08.17

9, Yuliya Kosenkova RUS 4:08.84; 10, Mardrea Hyman JAM 4:12.48; 11, Leah Pells CAN 4:15.34; 12, Nuria Fernández ESP 4:17.86

This event was dominated by the two Romanians, the two-time 5000m Champion Szabo and the 36 year-old Szekely, unbeaten outdoors at 1500m so far in 2001. It was common knowledge that the two were not the best of friends, with Szekely reportedly suing Szabo for $225,000 after calling her "ugly" in magazine and television interviews.

In the final, Ayhan led for a lap (63.78) before Gorelova took up the pace and kept it quick (800m: 2:08.95, 1100m: 2:58.09, 1200m: 3:14.45). Szekely was in second place, tracked by Szabo and 1997 winner Sacramento. With 200m to go, Szabo overtook Szekely and waited behind Gorelova until the finishing straight, when she kicked again to win by a clear margin. Szekely came through for the silver, but was never in the hunt for gold.

After the finish, Szabo took Szekely's hand and the two jogged a victory lap together. "I congratulate Gabriela on her win," said Szekely, "but that is not to say that I forgive her for all that has happened between us."

First round (First 6 & 6 fastest to semi-finals) (Aug 4)

Heat 1: 1, Ayhan 4:07.97; 2, Sacramento 4:08.79; 3, Hyman 4:08.84; 4, Hamilton 4:08.89; 5, Kosenkova 4:09.17; 6, Rodríguez 4:09.86; 7, Dejaeghere 4:13.07; 8, Mérah-Benida 4:15.06; 9, Irina Krakoviak LTU 4:16.24; 10, Elena Iagăr ROU 4:24.72; 11, Lamberthe Nyabamikazi RWA 4:31.11; 12, Elisa Vagnini SMR 4:40.01; Irina Lischinskaya UKR DNF

Heat 2: 1, Szabo 4:10.77; 2, Chojecka 4:10.82; 3, Pells 4:11.17; 4, Gorelova 4:11.34; 5, Friedrich 4:11.35; 6, Yordanova 4:12.29; 7, Lan 4:12.92; 8, Nigussie 4:13.02; 9, Pattinson 4:13.06; 10, René Kalmer RSA 4:17.97; 11, Evelyn Guerra PAN 4:44.69; Regina Jacobs USA DNF; Rosa Albama Saul ANG DNS

Heat 3: 1, Szekely 4:13.19; 2, Tullett 4:13.60; 3, Nelyubova 4:13.61; 4, Schwald 4:13.69; 5, Turova 4:13.72; 6, Fernández 4:13.90; 7, Fischer 4:14.34; 8, Li Jingnan CHN 4:15.30; 9, Georgie Clarke AUS 4:15.31; 10, Heidi Jensen DEN 4:17.35; 11, Hanane Sabri-Baala FRA 4:29.47; 12, Sonia Lopes CPV 5:13.80; 13, Fatouma Ali NIG 5:31.57

Semi-finals (First 6 to final) (Aug 5)

Heat 1: 1, Szekely 4:10.30; 2, Ayhan 4:10.36; 3, Sacramento 4:11.23; 4, Turova 4:11.43; 5, Fernández 4:11.44; 6, Kosenkova 4:11.46; 7, Sarah Schwald USA 4:11.74; 8, Veerle Dejaeghere BEL 4:15.70; 9, Helen Pattinson GBR 4:16.39; Kathleen Friedrich GER DNF; Daniela Yordanova BUL DNF; Olga Nelyubova RUS DNS

Heat 2: 1, Szabo 4:07.40; 2, Gorelova 4:07.47; 3, Chojecka 4:08.37; 4, Pells 4:08.49; 5, Rodríguez 4:08.49; 6, Hyman 4:08.58; 7, Sabine Fischer SUI 4:09.66; 8, Lan Lixin CHN 4:11.09; 9, Hayley Tullett GBR 4:13.95; 10, Abebech Nigussie ETH 4:29.57; Suzy Favor Hamilton USA DNF; Nouria Mérah-Benida ALG DNS

Paris 2003

Final (Aug 31)

1,	Tatyana Tomashova	RUS	3:58.52
2,	Süreyya Ayhan	TUR	3:59.04
3,	Hayley Tullett	GBR	3:59.95
4,	Yekaterina Rozenberg	RUS	4:00.59
5,	Jackline Maranga	KEN	4:01.64
6,	Naomi Mugo	KEN	4:02.33
7,	Daniela Yordanova	BUL	4:02.34
8,	Yelena Zadorozhnaya	RUS	4:02.46

9, Maria Cioncan ROU 4:02.80; 10, Jo Pavey GBR 4:03.03; 11, Nelya Neporadna UKR 4:04.44; 12, Jolanda Ceplak SLO 4:14.18

Since her good showing in Edmonton, Ayhan had made a spectacular improvement with front-running victories at the 2002 European Championships, World Cup and in the Golden League. In Zurich on August 15 she had beaten a world-class field by 30m in 3:55.60, the world's fastest since 1997.

In Paris she raced off again to a 60.50 first lap, quicker than she went in the Zurich race. This time she was not able to build up a commanding lead and a 66.26 second lap by the Turk enabled Zadorozhnaya (running her fifth race in six days) and Rozenberg to close in. Just after the bell (2:56.58), Zadorozhnaya nipped ahead, only for Ayhan to respond with a 15.2 100m down the backstraight. This put her into a 6m lead but she was to pay the price for that spurt. The Turk had no answer when Tomashova challenged 40m from home. The long-haired Russian went on to win with a personal best from Ayhan, while Tullett improved from seventh at the bell to take the bronze.

"I had big psychological pressure on my shoulders," remarked the crestfallen Ayhan.

Regina Jacobs – the silver medallist from 1997 and 1999 – reached the semi-finals this time but was ultimately disqualified after it was found that she had testsed positive for tetrahydrogestrinone (or THG) at the US Championships in June 2003. It should be noted that both Tomashova and Ayhan were also disqualified for doping violations later in their careers.

First round (First 6 & 6 fastest to semi-finals) (Aug 27)

Heat 1: 1, Ayhan 4:08.12; 2, Pavey 4:08.60; 3, Zadorozhnaya 4:08.93; 4, Fernández 4:09.07; 5, Lishchinska 4:09.48; 6, Mugo 4:11.95; 7, Hyman 4:14.17; 8, Meskerem Legesse ETH 4:16.38; 9, Gabriela Traña CRC 4:32.58; 10, Roda Ali Wais DJI 5:10.16; Jacobs DQ (r40.8) (4:08.64)

Heat 2: 1, Cioncan 4:10.16; 2, Tullett 4:10.53; 3, Tomashova 4:10.95; 4, Turova 4:11.26; 5, Ceplak 4:11.26; 6, Maranga 4:11.38; 7, García 4:11.84; 8, Varga 4:11.89; 9, Veerle Dejaeghere BEL 4:19.08; 10, Rosa Saul ESP 4:20.99
Heat 3: 1, Martins 4:12.53; 2, Rozenberg 4:12.54; 3, Neporadna 4:12.71; 4, Cucerzan 4:12.79; 5, Yordanova 4:12.98; 6, Dulecha 4:13.01; 7, Sacramento 4:13.70; 8, Rodríguez 4:14.08; 9, Daniela Kuleska MKD 4:29.65; Kelly Holmes GBR DNS
Semi-finals (First 5 & 2 fastest to final) (Aug 29)
Heat 1: 1, Cioncan 4:03.40; 2, Ayhan 4:03.60; 3, Pavey 4:03.78; 4, Tullett 4:03.85; 5, Neporadna 4:04.24; 6, Mugo 4:04.54; 7, Yordanova 4:04.83; 8, Judit Varga HUN 4:06.64; 9, Kutre Dulecha ETH 4:06.66; 10, Maria Martins FRA 4:08.30; 11, Natalia Rodríguez ESP 4:08.80; 12, Mardrea Hyman JAM 4:13.95
Heat 2: 1, Tomashova 4:05.38; 2, Rozenberg 4:05.51; 3, Maranga 4:05.63; 4, Ceplak 4:05.84; 5, Zadorozhnaya 4:05.86; 6, Alesya Turova BLR 4:07.26; 7, Nuria Fernández ESP 4:09.69; 8, Alina Cucerzan ROU 4:11.99; 9, Irina Lishchinska UKR 4:12.01; 10, Carla Sacramento POR 4:13.14; 11, Dori García ESP 4:16.28; Regina Jacobs USA DQ (r40.8) (4:06.92)

Helsinki 2005

Final (Aug 14)

1,	Tatyana Tomashova	RUS	4:00.35
2,	Olga Yegorova	RUS	4:01.46
3,	Bouchra Ghezielle	FRA	4:02.45
4,	Yelena Soboleva	RUS	4:02.48
5,	Maryam Jamal	BRN	4:02.49
6,	Natalia Rodríguez	ESP	4:03.06
7,	Anna Jakubczak	POL	4:03.38
8,	Gelete Burka	ETH	4:04.77

9, Carmen Douma-Hussar CAN 4:05.08; 10, Helen Clitheroe GBR 4:05.19; 11, Irina Krakoviak LTU 4:08.18; Yuliya Chizhenko RUS DQ (r163.2) (4:00.93)

Undefeated Jamal and Russian Champion Chizhenko were the heat winners. Only Russia had more than one qualifier for the final…with four! Soboleva led the field through three laps in the final [66.28-2:12.68-3:16.97], passing the bell in 2:59.44. Jamal, the frail Ethiopian-born Bahrain athlete, accelerated past in the back straight, but was quickly caught by the Russians. Chizhenko went by Jamal on the inside, catching her with her arm, and knocking her off stride. Tomashova caught Chizhenko with 50m to go and won by 4m, from her team-mate and Yegorova. Chizhenko was then disqualified after a Bahraini protest. Tomashova ran her last lap in 58.8, and became the first female 1500m runner to win consecutive titles. As she had finished eighth in her only completed race in 2005 prior to Helsinki, it was a remarkable triumph.

First round (First 5 & 2 fastest to final) (Aug 12)
Heat 1: 1, Jamal 4:10.58; 2, Tomashova 4:10.74; 3, Jakubczak 4:11.28; 4, Yegorova 4:11.64; 5, Rodríguez 4:11.82; 6, Hind Dehiba FRA 4:12.23; 7, Alesya Turova BLR 4:14.21; 8, Eleonora Berlanda ITA 4:14.54; 9, Konstadína Efedáki GRE 4:15.00; 10, Nelya Neporadna UKR 4:15.46; 11, Nancy Jebet Lagat KEN 4:16.13; 12, Treniere Clement USA 4:16.51; 13, Mestawet Tadesse ETH 4:20.20; Nahida Touhami ALG DNS
Heat 2: 1, Chizhenko 4:07.26; 2, Burka 4:07.35; 3, Soboleva 4:07.69; 4, Ghezielle 4:07.87; 5, Douma-Hussar 4:08.73; 6, Krakoviak 4:09.11; 7, Clitheroe 4:09.13; 8, Wioletta Janowska POL 4:09.90; 9, Daniela Yordanova BUL 4:11.64; 10, Corina Dumbravean ROU 4:12.35; 11, Maria Martins FRA 4:14.12; 12, Nuria Fernández ESP 4:14.45; 13, Johanna Risku FIN 4:15.44; 14, Trine Pilskog NOR 4:18.63; 15, Sonia Lopes CPV 4:51.29

Osaka 2007

Final (Sep 2)

1,	Maryam Yusuf Jamal	BRN	3:58.75
2,	Iryna Lishchynska	UKR	4:00.69
3,	Daniela Yordanova	BUL	4:00.82
4,	Mariem Alaoui Selsouli	MAR	4:01.52
5,	Viola Kibiwott	KEN	4:02.10
6,	Agnes Samaria	NAM	4:07.61
7,	Nataliya Pantelyeva	RUS	4:07.82
8	Lidia Chojecka	POL	4:08.64

9, Nataliya Tobias UKR 4:10.56; 10, Iris María Fuentes-Pila ESP 4:14.00; Yelena Soboleva RUS DQ (r40.8) (3:58.99); Yuliya Fomenko RUS DQ (r40.8) (4:02.46)

Leading into Osaka, Jamal, Soboleva and Gelete Burka (ETH) had the top seven times of the year, but Burka opted for the 5000m. The preliminary rounds saw only one race quicker than 4:09, won by Lishchynska in 4:03.84, from Soboleva. The Russian, who had beaten Jamal twice during the summer, took the pacemaking duties on in the final, passing 400m in 65.82, and then speeding up through laps of 63.75 and 63.09. Jamal was on Soboleva's shoulder at the 1200m mark, and went past shortly after. A quickly-gained lead of just over a metre was maintained all the way to the line, though Soboleva fought hard to close the gap. The two finished 15m clear of Lishchynska, who had moved from fifth to third in the last 100m, as Selsouli, third for most of the last lap, faded badly in the last 50m. Jamal's win was the first for a Bahraini woman in the World Championships, though she had been born in Ethiopia.

Soboleva went on to take the World Indoor title in Valencia 2008, but then the following July was suspended for doping offences by the IAAF along with six of her compatriots. They were charged with having manipulated their urine samples (in spring 2007) after DNA testing had appeared to show that the samples did not belong to the athletes concerned. They were initially banned by the All-Russia Athletic Federation for two years starting from April and May of 2007 (April 26 in Soboleva's case), which meant that they would be clear to compete at the 2009 World Championships. In November 2008, the IAAF appealed to the Court of Arbitration for Sport against the decision of the ARAF on the grounds that the start of the sanction could not be backdated to before the initial suspension, and that in the circumstances, the period of suspension ought to be greater than the minimum of two-years.

In July 2009 the CAS ruled against the ARAF and the Russian group's suspension was fixed at two years nine months. Therefore, their period of ineligibility lasted to April 30, 2011. The seven guilty women were Soboleva, Fomenko (originally second and seventh at 1500m in Osaka), Svetlana Cherkasova (elimated in first round of the Osaka 800m), Gulfiya Khanafeyeva (10th in Osaka Hammer Throw), Darya Pishchalnikova (Osaka Discus Throw silver), and former World Champions Tatyana Tomashova and Olga Yegorova. All the Osaka medals and placings gained by those listed were annulled.

First round (First 6 & 6 fastest to semi-finals) (Aug 29)
Heat 1: 1, Alaoui Selsouli 4:09.05; 2, Jamal 4:09.47; 3, Chojecka 4:09.52; 4, Fuentes-Pila 4:09.58; 5, Stellingwerff 4:09.60; 6, Westley 4:09.67; 7, Jamieson 4:10.02; 8, Pantelyeva 4:10.69; 9, Golovchenko 4:10.98; 10, Christy Wurth-Thomas USA 4:20.21; 11, Mika Yoshikawa JPN 4:21.64; 12 Aishath Reesha MDV 5:45.25; Maria Martins FRA DNF
Heat 2: 1, Fomenko 4:09.57; 2, Lishchynska 4:10.03; 3, Kibiwott 4:10.53; 4, Yordanova 4:10.61; 5, Dobriskey 4:10.61; 6, Donohue 4:10.89; 7, Checa 4:11.24; 8, Nahida Touhami ALG 4:14.38; 9, Cristina Vasiloiu ROU 4:15.43; 10, Wioletta Janowska POL 4:18.59; 11, Ragnhild Kvarberg NOR 4:21.22; 12, Siham Hilali MAR 4:22.12
Heat 3: 1, Soboleva 4:10.45; 2, Clement 4:10.85; 3, Samaria 4:10.96; =4, Roman & Nyaruai 4:11.04; 6, Corrigan 4:11.11; 7, Tobias 4:11.22; 8, Muncan 4:11.24; 9, Bouchra Chaabi MAR 4:11.51; 10, Carmen Douma-Hussar CAN 4:12.10; 11, Liu Qing CHN 4:12.71; 12, Mestawat Tadesse ETH 4:20.46; 13, Wanumbi Kapia COD 5:45.99
Semi-finals (First 5 & 2 fastest to final) (Aug 31)
Heat 1: 1, Jamal 4:14.86; 2, Pantelyeva 4:15.22; 3, Fomenko 4:15.28; 4, Samaria 4:15.36; 5, Tobias 4:15.43; 6, Hilary Stellingwerff CAN 4:15.99; 7, Sarah Jamieson AUS 4:16.20; 8, Abby Westley GBR 4:16.21; 9, Erin Donohue USA 4:16.41; 10, Tatyana Golovchenko UKR 4:17.97; 11, Dolores Checa ESP 4:20.44; 12, Veronica Nyaruai KEN 4:21.50
Heat 2: 1, Lishchynska 4:03.84; 2, Soboleva 4:03.87; 3, Kibiwott 4:03.97; 4, Yordanova 4:04.19; 5, Alaoui Selsouli 4:05.25; 6, Chojecka 4:05.80; 7, Fuentes-Pila 4:06.99; 8, Marina Muncan SRB 4:08.02; 9, Treniere Clement USA 4:08.32; 10, Lisa Dobriskey GBR 4:08.39; 11, Sonja Roman SLO 4:08.60; 12, Lisa Corrigan AUS 4:08.79

Berlin 2009

Final (Aug 23)

1,	Maryam Jamal	BRN	4:03.74
2,	Lisa Dobriskey	GBR	4:03.75
3,	Shannon Rowbury	USA	4:04.18
4,	Nuria Fernández	ESP	4:04.91
5,	Christin Wurth-Thomas	USA	4:05.21
6,	Anna Willard	USA	4:06.19
7,	Lidia Chojecka	POL	4:07.17
8,	Natalya Yevdokimova	RUS	4:07.71

9, Kalkedan Gezahegn ETH 4:08.81; 10, Gelete Burka ETH 4:11.21; Natalia Rodríguez ESP DQ (r163.2) (4:03.36); Mariem Alaoui Selsouli MAR DQ (r40.8) (DNS)

Two of the three heats featured falls by athletes who were then put through to the next round on appeal. The drama continued in the semi-finals which saw the surprising elimination of Olympic Champion Langat and, inexplicably, 3:58.38 performer Alminova. Jamal was left as favourite to retain her title.

Burka, who had won five of her six preceding races, set a modest pace for the first two laps (66.66/68.47) before speeding up with a 62.24 third lap. The Ethiopian now led by a metre from Jamal, and Rodriguez was a further metre behind, with Dobriskey on her outside. With 200m to go, the Spaniard attempted to overtake Burka on the inside, but there was no gap there and she pushed the Ethiopian, causing her to fall. Jamal went clear, then Rodriguez caught her with 75m remaining, and crossed the line 3m ahead in 4:03.36. Jamal just held off Dobriskey. The television replays appeared to confirm that Rodriguez would be disqualified, and this news was swiftly confirmed. Jamal thus retained her title.

Selsouli (fourth in Osaka) comfortably qualified for the final, but was withdrawn after it was confirmed that she had failed an out-of-competition doping test on August 2. She became the second Morrocan in Berlin to cheat another athlete out of a World Championship final place, the other was steeplechaser Jamel Chatbi.

First round (First 6 & 6 fastest to semi-finals) (Aug 18)

Heat 1: 1, Jamal 4:08.76; 2, Fernández 4:08.79; 3, Assefa 4:08.86; 4, Lishchynska 4:08.95; 5, Krakoviak 4:08.96; 6, Kibiwott 4:09.18; 7, Chojecka 4:09.38; 8, Oksana Zbrozhek RUS 4:09.84; 9, Charlene Thomas GBR 4:09.91; 10, Rowbury 4:10.30; 11, Marina Muncan SRB 4:15.18; 12, Eliane Saholinirina MAD 4:16.63; 13, Eva Pereira CPV 5:04.95; Selsouli DQ (r40.8) (4:08.86)

(Rowbury was allowed to advance to semi final by decision of the Referee who concluded that she had been unintentionally disadvantaged by an incident involving Assefa)

Heat 2: 1, Burka 4:07.75; 2, Rodríguez 4:07.84; 3, Dobriskey 4:07.90; 4, Yevdokimova 4:08.06; 5, Willard 4:08.13; 6, Lakhouad 4:08.21; 7, Belete 4:08.36; 8, Hamblin 4:09.60; 9, Déhiba 4:11.41; 10, Tamara Tverdostup UKR 4:13.36; 11, Alemitu Bekele TUR 4:13.69; 12, Susan Kuijken NED 4:18.10; 13, Irene Jelagat KEN 4:27.36; 14, Aldy Villalobos NCA 4:50.55

(Déhiba was allowed to advance to semi final by decision of the Referee who concluded that she had been unintentionally disadvantaged the fall of Jelegat)

Heat 3: 1, Alminova 4:08.13; 2, Langat 4:08.16; 3, Gezahegn 4:08.23; 4, Wurth-Thomas 4:08.23; 5, Ejdys 4:08.59; 6, Roman 4:08.65; 7, Mishchenko 4:09.26; 8,I Fuentes-Pila 4:09.71; 9, Adriënne Herzog NED 4:10.10; 10, Siham Hilali MAR 4:10.57; 11, Deirdre Byrne IRL 4:12.19; 12, Stephanie Twell GBR 4:18.23; 13, Sladjana Pejovic MNE 4:28.67; 14, Francine Nzilampa COD 4:30.56

Semi-finals (First 5 & 2 fastest to final) (Aug 21)

Heat 1: 1, Jamal 4:03.64; 2, Rodríguez 4:03.73; 3, Dobriskey 4:03.84; 4, Wurth-Thomas 4:04.16; 5, Gezahegn 4:04.75; 6, Yevdokimova 4:04.93; 7, Chojecka 4:06.53; 8, Viola Kibiwott KEN 4:06.88; 9, Iris Fuentes-Pila ESP 4:07.10; 10, Sonja Roman SLO 4:07.20; 11, Btissam Lakhouad MAR 4:08.72; 12, Anna Mishchenko UKR 4:11.02; 13, Irina Krakoviak LTU 4:12.54

Heat 2: 1, Burka 4:10.19; 2, Willard 4:10.47; 3, Rowbury 4:10.51; 4, Fernández 4:10.64; 5, Nikki Hamblin NZL 4:10.96; 6, Nancy Jebet Langat KEN 4:11.10; 7, Hind Déhiba FRA 4:11.22; 8, Sylwia Ejdys POL 4:11.33; 9, Anna Alminova RUS 4:12.55; 10, Mimi Belete BRN 4:13.30; Selsouli DQ (r40.8) (4:10.46); Iryna Lishchynska UKR DNF; Meskerem Assefa ETH DNS

1500 METRES

Multiple Medallists:

3	Hassiba Boulmerka	ALG	91-1, 93-3, 95-1
2	Tatyana Samolenko/Dorovskikh	URS	87-1, 91-2
	Carla Sacramento	POR	95-3, 97-1
	Regina Jacobs	USA	97-2, 99-2
	Tatyana Tomashova	RUS	03-1, 05-1
	Maryam Jamal	BRN	07-1, 09-1

Most Finals:

5	Sacramento		93-11, 95-3, 97-1, 99-5, 01-4
4	Violeta Beclea/Szekely	ROU	91-10, 93-9, 99-4, 01-2
	Lidia Chojecka/Okninska	POL	99-9, 01-5, 07-8, 09-7

Most Appearances:

6	Leah Pells	CAN	91-8h2, 93-14, 95-8s1, 97-5, 99-11h1, 01-11
	Sacramento		93-11, 95-3, 97-1, 99-5, 01-4, 03-10s2
5	Jacobs		87-7h3, 97-2, 99-2, 01-dnf/h2, 03-dq/s2
	Mayte Zúñiga	ESP	87-9h3, 93-12, 95-8, 97-4, 99-9h2
	Nuria Fernández	ESP	99-10h1, 01-12, 03-7s2, 05-12h2, 09-4

1500 Metres, continued

National Placings:

	1	2	3	4	5	6	7	8	Points
RUS	3	1	1	2	1	-	2	2	57
URS	1	2	2	1	-	-	-	-	39
USA	1	2	1	-	1	1	2	-	39
ROU	1	1	1	2	-	2	-	-	37
GBR	-	2	1	-	1	2	-	-	30
POR	1	-	1	1	1	-	-	-	23
ALG	2	-	1	-	-	-	-	-	22
BRN	2	-	-	-	1	-	-	-	20
ESP	-	-	-	2	-	2	-	2	18
POL	-	-	-	-	1	1	4	2	17
GER	-	1	-	-	2	-	-	-	15
CAN	-	-	-	1	2	-	-	1	14
CHN	1	-	-	1	-	-	-	-	13
KEN	-	-	-	-	2	1	1	-	13
SUI	-	-	1	1	-	-	-	-	11
IRL	-	1	-	-	-	-	-	1	8
TUR	-	1	-	-	-	-	-	1	8
BUL	-	-	1	-	-	-	1	-	8
ETH	-	-	1	-	-	-	-	1	7
UKR	-	1	-	-	-	-	-	-	7
FRA	-	-	1	-	-	-	-	-	6
MAR	-	-	-	1	-	-	-	-	5
AUT	-	-	-	-	-	1	-	-	3
CZE	-	-	-	-	-	1	-	-	3
NAM	-	-	-	-	-	1	-	-	3
ITA	-	-	-	-	-	-	1	1	3
BLR	-	-	-	-	-	-	1	-	2
NED	-	-	-	-	-	-	-	1	1
Totals	**12**	**12**	**12**	**12**	**12**	**12**	**12**	**12**	**432**

3000 Metres — Sittard 1980

Final (Aug 16)

1,	Birgit Friedmann	FRG	8:48.05
2,	Karoline Nemetz	SWE	8:50.22
3,	Ingrid Christensen	NOR	8:58.8
4,	Joelle Debrouwer	FRA	8:59.0
5,	Breda Pergar	YUG	8:59.7
6,	Penny Werthner	CAN	9:03.5
7,	Charlotte Teske	FRG	9:04.3
8,	Eva Ernström	SWE	9:07.7

9, Aurora Cunha POR 9:11.2; 10, Mary Shea USA 9:13.7; 11, Geri Fitch CAN 9:37.6; Wendy Smith GBR DNF

Like the men's 50 kilometre walk of 1976, the IAAF arranged world championships for the women's 3000 and 400m hurdles – events not yet on the Olympic timetable. Sadly, the championships were devalued by the late withdrawal of the USSR team.

World junior 1500m record holder Friedmann, who had not previously broken nine minutes, made a timely improvement to win the title comfortably. The other medals went to Scandinavians, with 24 year-old Ingrid Christensen (later Kristiansen) taking her first major honour.

First round (First 5 & 2 fastest to final) (Aug 14)

Heat 1: 1, Cunha 9:04.7; 2, Teske 9:06.1; 3, Christensen 9:06.4; 4, Ernström 9:06.5; 5, Fitch 9:07.8; 6, M Shea 9:09.4; 7, Anat Meiri ISR 9:26.7; 8, Anne Audain NZL 9:26.8; 9, Brenda Webb USA 9:27.6

Heat 2: 1, Friedmann 9:04.7; 2, Pergar 9:04.9; 3, Nemetz 9:04.9; 4, Debrouwer 9:05.0; 5, Werthner 9:05.8; 6, Smith 9:07.3; 7, Julie Shea USA 9:11.4; 8, Fionnuala Morrish IRL 9:13.8; 9, Olga Caccaviello ARG 10:01.2

Helsinki 1983

Final (Aug 10)

1,	Mary Decker	USA	8:34.62
2,	Brigitte Kraus	FRG	8:35.11
3,	Tatyana Kazankina	URS	8:35.13
4,	Svetlana Ulmasova	URS	8:35.55
5,	Wendy Sly	GBR	8:37.06
6,	Agnese Possamai	ITA	8:37.96
7,	Jane Furniss	GBR	8:45.69
8,	Natalya Artyomova	URS	8:47.98

9, Aurora Cunha POR 8:50.20; 10, Lynn Kanuka CAN 8:50.20; 11, Cornelia Bürki SUI 8:53.85; 12, Eva Ernström SWE 8:57.59; 13, Christine Benning GBR 8:58.01; 14, Lorraine Moller NZL 9:02.19; 15, Alison Wiley CAN 9:15.35

The aura of invincibility enjoyed by Soviet women distance runners was cracked by an American hitherto untested at this level: Mary Decker. The US record holder, with a string of fast times to her credit but little championship experience, went to the front from the start. The fast pace (1000m: 2:51.00, 2000m: 5:48.89) reduced the number of contenders to six at the bell: Decker, Sly, Possamai, Ulmasova, Kazankina and Kraus.

The pace quickened in the final lap with Decker still in front. By sticking to the American's shoulder, Sly made it difficult for the two Soviets to mount a challenge but as they swung into the straight, both Ulmasova (the world record holder) and Kazankina – the two-time Olympic 1500m Champion – were poised to contest the gold and silver. Kazankina sprinted past the American, only for Decker to produce a more effective kick of her own. To wild cheers of the 49,093 crowd, she glided into a winning lead.

The dispirited Kazankina was overtaken by Kraus, who comfortably broke the West German record.

First round (First 5 & 5 fastest to final) (Aug 8)
Heat 1: 1, Ulmasova 8:46.65; 2, Possamai 8:46.68; 3, Kraus 8:47.25; 4, Sly 8:47.39; 5, Benning 8:49.71; 6, Cunha 8:51.66; 7, Artyomova 8:54.14; 8, Kanuka 8:54.61; 9, Geri Fitch CAN 9:01.85; 10, Monica Joyce IRL 9:14.83; 11, Helena Hyvönen FIN 9:19.65; 12, Brenda Webb USA 9:24.38; 13, Marcianne Mukamurenzi RWA 9:26.59; 14, Marit Holtklimpen NOR 9:43.40; 15, Khadija Al Matari JOR 10:49.62; Betty Van Steenbroek BEL DNF
Heat 2: 1, Kazankina 8:44.72; 2, Decker 8:44.72; 3, Bürki 8:46.94; 4, Furniss 8:48.59; 5, Wiley 8:51.27; 6, Moller 8:51.78; 7, Ernström 8:51.91; 8, Kleinová 8:55.54; 9, Maggie Keyes USA 9:01.97; 10, Vera Michallek FRG 9:04.51; 11, Marica Mrsić YUG 9:05.59; 12, Pilar Fernández ESP 9:10.86; 13, Maria Radu ROU 9:30.37; 14, Mónica Regonessi CHI 9:31.95; 15, Kriscia García ESA 10:06.14

Rome 1987

Final (Sep 1)

1,	Tatyana Samolenko	URS	8:38.73
2,	Maricica Puică	ROU	8:39.45
3,	Ulrike Bruns	GDR	8:40.30
4,	Cornelia Bürki	SUI	8:40.31
5,	Yelena Romanova	URS	8:41.33
6,	Elly van Hulst	NED	8:42.56
7,	Yvonne Murray	GBR	8:43.94
8,	Wendy Sly	GBR	8:45.85

9, Lynn Williams CAN 8:49.91; 10, Mary Knisely USA 8:50.99; 11, Vera Michallek FRG 8:55.16; 12, Christine Benning GBR 8:57.92; 13, Debbie Bowker CAN 8:58.63; 14, Marie-Pierre Duros FRA 9:14.61; Olga Bondarenko URS DNF

A slow pace was picked up by Helsinki fifth-placer Sly, who led at 2000m in 5:53.18. She was still in front at the bell, but then Romanova went ahead, followed by Puică, who displayed impressive speed for a 37 year-old. Then, just as in the 1987 World Indoor Championships, it was Samolenko who outran everyone. She appeared to be doing just enough to pass the Romanian for victory.

First round (First 5 & 5 fastest to final) (Aug 29)
Heat 1: 1, Bowker 8:46.88; 2, Bruns 8:47.15; 3, Bürki 8:47.95; 4, Bondarenko 8:48.11; 5, Murray 8:48.44; 6, Michallek 8:49.61; 7, Knisely 8:49.61; 8, Annette Sergent FRA 8:52.45; 9, Cindy Bremser USA 8:54.17; 10, Jacqueline Perkins AUS 8:57.24; 11, Fernanda Ribeiro POR 9:01.15; 12, Dorina Calenic ROU 9:01.83; 13, Satu Levelä FIN 9:16.28; 14, Mónica Regonessi CHI 9:26.11; 15, Raj Kumari Pandey NEP 10:44.15
Heat 2: 1, Sly 8:44.79; 2, Romanova 8:45.00; 3, Samolenko 8:45.20; 4, van Hulst 8:45.20; 5, Puică 8:45.55; 6, Duros 8:46.81; 7, Williams 8:47.43; 8, Benning 8:48.63; 9, Wang Xiuting CHN 8:50.68; 10, Paula Ivan ROU 8:51.20; 11, Leslie Seymour USA 8:51.34; 12, Radka Naplatanova BUL 8:51.98; 13, Agnese Possamai ITA 8:57.85; 14, Andri Avraam CYP 9:09.34; Martine Fays FRA DNF; Fanny Gidiyoni MAW DNS

Tokyo 1991

Final (Aug 26)

1,	Tatyana Dorovskikh	URS	8:35.82
2,	Yelena Romanova	URS	8:36.06
3,	Susan Sirma	KEN	8:39.41
4,	Päivi Tikkanen	FIN	8:41.30
5,	Margareta Keszeg	ROU	8:42.02
6,	Roberta Brunet	ITA	8:42.64
7,	Judi St. Hilaire	USA	8:44.02
8,	Annette Peters	USA	8:44.02

9, Gitte Karlshøj DEN 8:44.35; 10, Yvonne Murray GBR 8:44.52; 11, Alison Wyeth GBR 8:44.73; 12, Pauline Konga KEN 8:46.66; 13, Lyudmila Borisova URS 8:51.49; 14, Shelly Steely USA 8:53.70; 15, Marie-Pierre Duros FRA 9:08.31

Defending Champion Dorovskikh (née Samolenko) had taken the Olympic title after her Rome win, but thereafter had been out of action for maternity reasons. Both she and her teammate Romanova had little form so far in 1991, but they looked ominously easy in the final.

The race started at a reasonable pace (2:51.83 at 1000m), but slowed in the second kilometre. The major break came from European Champion Murray, the pre-meeting favourite. She took off with 550m remaining and led at the bell with just three others – Sirma, Romanova and Dorovskikh – for company. The Briton looked beaten on the last backstraight when Sirma went to the front. Romanova then made a move at 2800m. Dorovskikh followed and the two battled it out down the homestraight. The 30 year-old Dorovskikh proved the stronger. Sirma took the bronze – the first world championship medal to be won by an African woman.

"I was prepared to run a sit-and-kick type of race, or one with a fast pace from the start," said Dorovskikh.

First round (First 4 & 3 fastest to final) (Aug 24)
Heat 1: 1, Sirma 8:46.56; 2, Romanova 8:46.84; 3, Steely 8:48.54; 4, Brunet 8:51.41; 5, Anke Schäning GER 8:56.02; 6, Catherina McKiernan IRL 9:00.05; 7, Iulia Besliu ROU 9:00.72; 8, Daria Nauer SUI 9:05.08; 9, Khin Khin Htwe MYA 9:07.34; 10, Leah Pells CAN 9:10.10; 11, Minori Hayakari JPN 9:14.02; 12, Vilma Peña CRC 9:54.49; 13, Mirna El Hagg LIB 11:34.81
Heat 2: 1, Murray 9:00.86; 2, Borisova 9:00.94; 3, Tikkanen 9:00.98; 4, Peters 9:01.01; 5, Derartu Tulu ETH 9:01.04; 6, Jana Kuceriková TCH 9:05.69; 7, Carmen de Oliveira BRA 9:09.71; 8, Zheng Lijuan CHN 9:17.78; 9, Robyn Meagher CAN 9:20.38; 10, Roisin Smyth IRL 9:40.13; 11, Ama Amewo TOG 11:17.85
Heat 3: 1, Karlshøj 8:50.01; 2, Duros 8:50.05; 3, Dorovskikh 8:50.39; 4, Keszeg 8:50.61; 5, Wyeth 8:50.69; 6, St Hilaire 8:54.19; 7, Konga 8:54.67; 8, Jenny Lund AUS 8:57.86; 9, Julia Vaquero ESP 8:58.90; 10, Fernanda Ribeiro POR 9:01.90; 11, Bigna Samuel STV 10:04.96; 12, Isabel Elias ANG 10:13.42; 13, Jen Allred GUM 10:18.44; Marie Juillet HAI DNF

Stuttgart 1993

Final (Aug 16)

1,	Qu Yunxia	CHN	8:28.71
2,	Zhang Linli	CHN	8:29.25
3,	Zhang Lirong	CHN	8:31.95
4,	Sonia O'Sullivan	IRL	8:33.38
5,	Alison Wyeth	GBR	8:38.42
6,	Yelena Romanova	RUS	8:39.69
7,	Paula Radcliffe	GBR	8:40.40
8,	Lyudmila Borisova	RUS	8:40.78

9, Yvonne Murray GBR 8:43.46; 10, Annette Peters USA 8:45.56; 11, Yelena Kopytova RUS 8:50.49; 12, Claudia Lokar GER 8:51.35; 13, Annemari Sandell FIN 8:53.58; 14, Luminita Zaituc ROU 9:01.38; 15, Esther Kiplagat KEN 9:07.05

It was clear that something special was happening in China when the IAAF received an application for a world junior 3000m record of 8:36.45 by Ma Ningning in Jinan on June 6, 1993. Shockingly, the forms showed that Ma had actually only placed fourth in a very fast race behind Wang Junxia 8:27.68, Qu Yunxia 8:29.30 and Zhang Lirong 8:35.05. Qu, Zhang, and Zhang Linli were the Chinese representatives in the Stuttgart 3000m. Wang opted for the 10,000m.

The Chinese trio all qualified impressively for the final, which started slowly (2:59.06 at 1000m). Murray upped the pace slightly in the second kilometre. The three Chinese ran together just behind her. At 2300m, they took off in spectacular fashion with Qu in front. Clocking 60.72 for the section between 2400m and 2800m, they left no-one else with the chance of even a medal. Qu and the Zhangs, filed in descending order of height, continued their remarkable pace around the final lap.

Qu and Zhang Linli went clear in the straight while Zhang Lirong comfortably held off O'Sullivan who had been the only other runner able make any sort of impression in the closing stages. The gold went to Qu who covered the final lap in an amazing 59.22. After the race, the

winner revealed that she would be giving her Mercedes Benz to her father as she could not drive. She went on to set a world record at 1500m in September 1993, but her and the Zhangs were not seen again at a global championship. This was the final World Championship 3000m for women.

First round (First 4 & 3 fastest to final) (Aug 14)

Heat 1: 1, Zhang Linli 8:48.85; 2, Murray 8:51.30; 3, Romanova 8:54.81; 4, Kiplagat 8:55.07; 5, Zaituc 8:55.55; 6, Lokar 8:55.98; 7, Roberta Brunet ITA 8:57.46; 8, Julia Sakara ZIM 8:57.69; 9, Regina Chistiakova LTU 8:58.51; 10, Ulla Marquette CAN 9:00.68; 11, Elly van Hulst NED 9:04.86; 12, Katy McCandless USA 9:10.13; 13, Andrea Sollarová SVK 9:12.91; 14, Jayanthi Palaniappan MAS 9:18.42; 15, Martha Portobanco NCA 10:48.08; 16, Halima Boubacar NIG 11:26.13

Heat 2: 1, Qu 8:49.20; 2, Borisova 8:50.02; 3, Peters 8:51.67; 4, Wyeth 8:51.89; 5, Sandell 8:54.75; 6, Annette Sergent-Palluy FRA 8:58.15; 7, Elena Fidatof ROU 8:58.89; 8, Valentina Tauceri ITA 9:00.20; 9, Julia Vaquero ESP 9:05.50; 10, Eva Doczi HUN 9:09.51; 11, Daria Nauer SUI 9:11.28; 12, Getenesh Urge ETH 9:16.24; 13, Marilu Salazar PER 9:32.33; 14, Tevdenshigmed Enh-Od MGL 10:50.27; Zahra Ouaziz MAR DNS; Raj Kumarj Pandey NEP DNS

Heat 3: 1, O'Sullivan 8:50.62; 2, Zhang Lirong 8:51.75; 3, Radcliffe 8:52.62; 4, Kopytova 8:57.73; 5, Margareta Keszeg ROU 8:59.21; 6, Farida Fates FRA 8:59.93; 7, Sheila Carrozza USA 9:01.41; 8, Estela Estévez ESP 9:08.04; 9, Nina Christiansen DEN 9:09.06; 10, Harumi Hiroyama JPN 9:11.77; 11, Leah Pells CAN 9:16.63; 12, Gwen Griffiths RSA 9:33.96; 13, Aura Morales GUA 9:49.08; 14, Shirley Cespedes CRC 10:15.01; 15, Gulsara Dadabayeva TJK 10:29.69; 16, Adelaide Malepa LES 11:00.68; Ravilya Agletdinova BLR DNF

3000 METRES

Multiple Medallists:

2	Tatyana Samolenko/Dorovskikh	URS	87-1, 91-1

Most Finals:

3	Wendy Smith/Sly	GBR	80-dnf, 83-5, 87-8
	Yelena Romanova	URS/RUS	87-5, 91-2, 93-6
	Yvonne Murray	GBR	87-7, 91-10, 93-9
2	Aurora Cunha	POR	80-9, 83-9
	Eva Ernström	SWE	80-8, 83-12
	Christine Benning	GBR	83-13, 87-12
	Cornelia Bürki	SUI	83-11, 87-4
	Lynn Kanuka/Williams	CAN	83-10, 87-9
	Marie-Pierre Duros	FRA	87-14, 91-15
	Tatyana Samolenko/Dorovskikh	URS	87-1, 91-1
	Lyudmila Borisova	URS/RUS	91-13, 93-8
	Annette Peters	USA	91-8, 93-10
	Alison Wyeth	GBR	91-11, 93-5

Most Appearances:

3	Smith/Sly
	Romanova
	Murray
2	23 women

National Placings:

	1	2	3	4	5	6	7	8	Points
URS	2	1	1	1	1	-	-	1	39
GER	1	1	1	-	-	-	1	-	23
CHN	1	1	1	-	-	-	-	-	21
GBR	-	-	-	-	2	-	3	1	15
USA	1	-	-	-	-	-	1	1	11
ROU	-	1	-	-	1	-	-	-	11
SWE	-	1	-	-	-	-	-	1	8
KEN	-	-	1	-	-	-	-	-	6
NOR	-	-	1	-	-	-	-	-	6
ITA	-	-	-	-	-	2	-	-	6
FIN	-	-	-	1	-	-	-	-	5
FRA	-	-	-	1	-	-	-	-	5
IRL	-	-	-	1	-	-	-	-	5
SUI	-	-	-	1	-	-	-	-	5
YUG	-	-	-	-	1	-	-	-	4
RUS	-	-	-	-	-	1	-	1	4
CAN	-	-	-	-	-	1	-	-	3
NED	-	-	-	-	-	1	-	-	3
Totals	**5**	**5**	**5**	**5**	**5**	**5**	**5**	**5**	**180**

5000 Metres — Gothenburg 1995

Final (Aug 12)

1,	Sonia O'Sullivan	IRL	14:46.47
2,	Fernanda Ribeiro	POR	14:48.54
3,	Zahra Ouaziz	MAR	14:53.77
4,	Gabriela Szabo	ROU	14:56.57
5,	Paula Radcliffe	GBR	14:57.02
6,	Mariya Pantyukhova	RUS	15:01.23
7,	Rose Cheruiyot	KEN	15:02.45
8,	Gwen Griffiths	RSA	15:08.05

9, Sara Wedlund SWE 15:08.36; 10, Elena Fidatof ROU 15:12.58; 11, Sally Barsosio KEN 15:39.57; 12, Michiko Shimizu JPN 15:45.30; 13, Jepkemoi Barsosio KEN 15:56.96; Gina Procaccio USA & Olga Churbanova RUS DNF

World junior 3000m champion Szabo made a bold start in the final with a 63.28 first lap which put her into a lead of 15m. The pace settled down after that with the Romanian leading at 1000m in 2:51.95 and 2000m in 5:53.48. Radcliffe then took over, running 3:04.7 for the third kilometre to reach 3000m in 8:58.19. Second at this point was the big favourite, O'Sullivan.

The British runner stayed ahead for two more laps before Ribeiro – running her fourth race in seven days – took over. The Portuguese surged and by the bell had dropped all but O'Sullivan and Ouaziz. Szabo and Radcliffe were contesting fourth place.

Just before the final bend, O'Sullivan made her move. Ribeiro held the Irishwoman for some of the turn but was no match for O'Sullivan's 28.8 final 200m.

"After the first three laps, it was quite clear that the kick would be decisive," said O'Sullivan. "I never look back, and I didn't tonight."

First round (First 4 & 3 fastest to final) (Aug 10)

Heat 1: 1, Fidatof 15:36.39; 2, Churbanova 15:37.23; 3, Procaccio 15:37.66; 4, J. Barsosio 15:38.22; 5, Päivi Tikkanen FIN 15:38.25; 6, Atsumi Yashima JPN 15:40.02; 7, Rosario Murcia FRA 15:41.73; 8, Nina Christiansen DEN 15:44.66; 9, Brynhild Synstnes NOR 15:46.17; 10, Adriana Fernández MEX 15:46.89; 11, Milka Mihaylova BUL 15:49.31; 12, Tamara Koba UKR 15:53.67; 13, Martha Ernstsdóttir ISL 16:05.33; 14, Marina Bastos POR 16:16.78; Alison Wyeth GBR DNF; Derartu Tulu ETH & Elana Meyer RSA DNS

Heat 2: 1, O'Sullivan 15:13.88; 2, Szabo 15:14.65; 3, Pantyukhova 15:14.70; 4, Radcliffe 15:14.77; 5, Wedlund 15:15.67; 6, S. Barsosio 15:18.41; 7, Shimizu 15:18.97; 8, Silvia Sommaggio ITA 15:20.89; 9, Ana Dias POR 15:29.32; 10, Serap Aktas TUR 15:53.76; 11, Libbie Johnson USA 15:54.97; 12, Anne Cross AUS 16:09.32; Monika Schäfer GER, Dong Zhaoxia CHN & Hilde Stavik NOR DNF; Gete Wami ETH & Marleen Renders BEL DNS

Heat 3: 1, Cheruiyot 15:21.36; 2, Ouaziz 15:22.02; 3, Ribeiro 15:22.04; 4, Griffiths 15:32.22; 5, Annemari Danneels BEL 15:33.70; 6, Chiemi Takahashi JPN 15:35.13; 7, Carolyn Schuwalow AUS 15:37.62; 8, Gitte Karlshøj DEN 15:39.12; 9, Luchia Yisak ETH 15:42.37; 10, Laura Mykytok USA 15:48.95; 11, Andrea Karhoff GER 16:02.26; 12, Ursula Jeitziner SUI 16:12.57; 13, Sinead Delahunty IRL 16:18.61; 14, Marie-Pierre Duros FRA 16:48.66; 15, Mirsada Buric-Adam BIH 17:07.44; Viktoriya Nenasheva RUS & Gunhild Halle NOR DNF

Athens 1997

Final (Aug 9)

1,	Gabriela Szabo	ROU	14:57.68
2,	Roberta Brunet	ITA	14:58.29
3,	Fernanda Ribeiro	POR	14:58.85
4,	Paula Radcliffe	GBR	15:01.74
5,	Lydia Cheromei	KEN	15:07.88
6,	Liu Jianying	CHN	15:10.64
7,	Libbie Hickman	USA	15:11.15
8,	Harumi Hiroyama	JPN	15:21.19

9, Wei Li CHN 15:24.04; 10, Merima Denboba ETH 15:27.76; 11, Kate Anderson AUS 15:27.78; 12, Ayelech Worku ETH 15:28.07; 13, Naoko Takahashi JPN 15:32.83; 14, Gunhild Halle NOR 15:37.85; 15, Yuko Kawakami JPN 15:45.48

The 1995 champion O'Sullivan and bronze medallist Ouaziz had dreadful runs this time, eliminated in the heats with respective times of 15:40.82 and 15:58.84, but Szabo – fourth last time – came up trumps. The race, run in 28˚C heat, was perfectly set up for a prodigious kicker like the Romanian. The early pace was painfully slow (3:11.74 at 1000), and succeeding kilometres of 2:58.66 and 2:58.22 with Cheromei leading, and 3:02.21 with Radcliffe ahead did nothing to diminish Szabo's sprinting powers. She sped through the final 200m in 29.5 for a last kilometre of 2:46.5. Brunet overtook world record holder Ribeiro (who had finished second in the 10,000m four days earlier) for the silver.

First Round (First 6 & 3 fastest to final) (Aug 7)

Heat 1: 1, Szabo 15:26.62; 2, Radcliffe 15:27.25; 3, Hiroyama 15:27.75; 4, Brunet 15:29.03; 5, Worku 15:29.37; 6, Wei 15:29.62; 7, Hickman 15:30.56; 8, Halle

15:32.13; 9, Anderson 15:36.16; 10, Yelena Kopytova RUS 15:37.19; 11, Adriana Fernández MEX 15:41.55; 12, Melody Fairchild USA 15:47.66; 13, Marina Bastos POR 15:54.01; 14, Valerie Vaughan IRL 15:57.58; 15, Zahra Ouaziz MAR 15:58.84; 16, Genet Gebregiorgis ETH 16:04.40; 17, Laurence Duquénoy FRA 16:06.02; 18, Justine Nahimana BDI 17:21.77; 19, Nebiat Habtemariam ERI 18:26.50; 20, Zalia Aliou TOG 18:34.45; 21, Martha Portobanco NCA 19:08.44; Elana Meyer RSA & Maysa Matrood IRQ DNS

Heat 2: 1, Ribeiro 15:27.30; 2, Liu 15:29.28; 3, Cheromei 15:32.00; 4, Denboba 15:32.01; 5, Takahashi 15:32.25; 6, Kawakami 15:32.71; 7, Sonia O'Sullivan IRL 15:40.82; 8, Stela Olteanu ROU 15:40.86; 9, Olivera Jevtić YUG 15:43.76; 10, Hrisoula Iakovou GRE 15:51.14; 11, Restituta Joseph TAN 15:55.22; 12, Amy Rudolph USA 16:00.87; 13, Una English IRL 16:07.09; 14, Jelena Čelnova LAT 16:27.63; 15, Helena Javornik SLO 16:28.38; Kristina da Fonseca-Wolheim GER DNF; Anne Hare NZL DNF; Carol Howe CAN & Annemari Sandell FIN DNS

Seville 1999

Final (Aug 27)

1,	Gabriela Szabo	ROU	14:41.82
2,	Zahra Ouaziz	MAR	14:43.15
3,	Ayelech Worku	ETH	14:44.22
4,	Irina Mikitenko	GER	14:50.17
5,	Ebru Kavaklioglu	TUR	14:51.69
6,	Julia Vaquero	ESP	14:56.00
7,	Mariya Pantyukhova	RUS	14:58.60
8,	Yamna Belkacem	FRA	15:03.47

9, Marta Domínguez ESP 15:16.93; 10, Megumi Tanaka JPN 15:17.92; 11, Cheri Kenah USA 15:20.12; 12, Susanne Pumper AUT 15:24.38; 13, Getenesh Urge ETH 15:29.60; 14, Katalin Szentgyörgyi HUN 15:37.00; 15, Michiko Shimizu JPN 15:46.28

Judging from their races over 3000m earlier in the season it was totally predictable that Szabo would retain her title ahead of Ouaziz, although Worku kept them company until the very last stages. Aware that her only, forlorn, hope of winning was to try and draw the sting from her opponent's fabled finish, Ouaziz set a fast pace in the heat and humidity. Inevitably Szabo – racing 5000m for the first time that summer – had no problem shadowing the Moroccan as she tried to drive for home and proceeded to outkick her, covering the final 200m in 29.4 and kilometre in 2:49.0 for a championship record of 14:41.82.

Worku never contributed to the pace but clung on to knock more than 10 seconds from her best in third place. Next came Kazakstan-born Mikitenko in a German record, followed by a Turkish record for Kavaklioglu, who used to be Yelena Kopytova, 6th in the 1992 Olympic 3000m representing Russia.

First round (First 5 & 5 fastest to final) (Aug 24)

Heat 1: 1, Szabo 15:32.50; 2, Mikitenko 15:32.55; 3, Pantyukhova 15:33.98; 4, Domínguez 15:34.24; 5, Tanaka 15:34.51; 6, Adriana Fernández MEX 15:37.79; 7, Worknesh Kidane ETH 15:38.12; 8, Annemari Sandell FIN 15:41.23; 9, Natalie Harvey AUS 15:41.55; 10, Sunita Rani IND 15:41.81; 11, Marina Bastos POR 15:48.51; 12, Amaia Piedra ESP 15:50.93; 13, Samukeliso Moyo ZIM 15:50.97; 14, Klara Kashapova RUS 15:52.06; 15, Hrysostomía Iakóvou GRE 15:59.76; 16, Zhor El Kamch MAR 16:06.20; 17, Fatima Yvelain FRA 16:09.85; 18, Amy Rudolph USA 16:24.31; 19, Nebiat Habtemariam ERI 18:02.28; Kathy Butler CAN & Jolanta Alendi PLE DNF; Asmae Laghzaoui MAR DNS

Heat 2: 1, Kavaklioglu 15:17.90; 2, Ouaziz 15:20.04; 3, Worku 15:20.17; 4, Shimizu 15:24.85; 5, Vaquero 15:24.86; 6, Pumper 15:25.48; 7, Kenah 15:25.54; 8, Belkacem 15:25.85; 9, Urge 15:27.59; 10, Szentgyörgyi 15:27.61; 11, Helena Javornik SLO 15:28.41; 12, Ann Wamuchi KEN 15:29.01; 13, Wang Chunmei CHN 15:45.80; 14, Yoshiko Fujinaga JPN 15:51.52; 15, Olga Yegorova RUS 15:53.63; 16, Nora Rocha MEX 16:10.48; 17, Elva Dryer USA 16:15.70; 18, Kate Anderson AUS 16:34.68; 19, Giselle Camilleri MLT 17:18.31; 20, Sukhbaatar Erdenetuya MGL 18:47.34; 21, Esperanza Obono Ela GEQ 19:20.44

Edmonton 2001

Final (Aug 11)

1,	Olga Yegorova	RUS	15:03.39
2,	Marta Domínguez	ESP	15:06.59
3,	Ayelech Worku	ETH	15:10.17
4,	Dong Yanmei	CHN	15:10.73
5,	Irina Mikitenko	GER	15:13.93
6,	Yelena Zadorozhnaya	RUS	15:16.15
7,	Edith Masai	KEN	15:17.67
8,	Gabriela Szabo	ROU	15:19.55

9, Rose Cheruiyot KEN 15:23.18; 10, Tatyana Tomashova RUS 15:23.83; 11, Jo Pavey GBR 15:28.41; 12, Benita Willis AUS 15:36.75; 13, Merima Denboba ETH 15:41.09; 14, Fatima Yvelain FRA 15:53.52; 15, Teresa Recio ESP 15:57.32

One of the world's leading woman athletes prior to Edmonton had been Russia's Olga Yegorova who had taken the world indoor title at 3000m and followed up with super-fast victories at that distance in the Paris and Rome Golden Leagues. Just before the World Championships, it was announced that Yegorova had been suspended after failing a test in Paris for the hormone erythropoietin (EPO), a drug taken to boost endurance. The suspension was then lifted because the Paris test had been incomplete. Only a urine sample had been tested, whereas a blood test was also necessary.

"Therefore, for strictly legal reasons," explained IAAF Vice-President Arne Ljungqvist, "the IAAF had no choice but lifting the ban because the test was not consistent with the rules."

The issue cast a shadow over the Edmonton 5000m, not least because defending champion Szabo threatened to boycott the event if Yegorova competed. In the end Szabo did run, but she was not a factor in the final after having already run (and won) three rounds of the 1500m in Edmonton. The controversy was evident in the heats, when a contingent from Britain held up a sign during Yegorova's race which read "EPO Cheats Out."

The final was a slow race with former world record holder Dong leading at 3000m in 9:17.25. At 4000m (12:21.68), Dong surged and covered the 11th lap in 68.24. By the bell it was her from Zadorozhnaya, Domínguez, Worku and Yegorova. Halfway down the backstraight Yegorova pounced and left everyone behind with a 29.04 final 200m. Hers was not a joyous victory as she was booed by the crowd, and she quickly disappeared into the mixed zone. Domínguez took the silver and Worku repeated her 1999 bronze, catching Dong just 20m from the line.

First round (First 5 & 5 fastest to final) (Aug 9)

Heat 1: 1, Domínguez 15:15.81; 2, Yegorova 15:15.85; 3, Tomashova 15:15.95; 4, Szabo 15:16.02; 5, Masai 15:16.13; 6, Worku 15:16.18; 7, Kathy Butler GBR 15:20.78; 8, Elvan Abeylegesse TUR 15:22.89; 9, Marla Runyan USA 15:24.30; 10, Breda Dennehy IRL 15:26.97; 11, Worknesh Kidane ETH 15:29.96; 12, Restituta Joseph TAN 15:33.93; 13, Suzanne Pumper AUT 15:41.25; 14, Courtney Babcock CAN 15:46.72; 15, Amy Rudolph USA 15:46.77; 16, Hayley Yelling GBR 15:59.39; 17, Mónica Rosa POR 16:04.62; 18, Una English IRL 16:26.15; 19, Nebiat Habtemariam ERI 16:37.57; Zhor El Kamch MAR & Daniela Yordanova BUL DNF; Nasria Baghdad Azaïdj ALG DQ (r163.2)

Heat 2: 1, Dong 15:09.44; 2, Pavey 15:10.62; 3, Zadorozhnaya 15:11.63; 4, Cheruiyot 15:12.04; 5, Mikitenko 15:12.63; 6, Denboba 15:14.76; 7, Willis 15:17.93; 8, Recio 15:19.81; 9, Yvelain 15:20.16; 10, Haruko Okamoto JPN 15:23.93; 11, Elva Dryer USA 15:26.04; 12, Beatriz Santiago ESP 15:26.55; 13, Dulce María Rodríguez MEX 15:27.34; 14, Olivera Jevtić YUG 15:29.61; 15, Inga Juodeškienė LTU 15:48.13; 16, Gunhild Halle Haugen NOR 15:54.56; 17, Maria McCambridge IRL 16:04.49; 18, Chan Man-Yee HKG 16:06.06; 19, Catherine Chikwakwa MAW 16:36.85; Wisam Abu Bekheet PLE DNF; Hrysostomía Iakóvou GRE DNS

Paris 2003

Final (Aug 30)

1,	Tirunesh Dibaba	ETH	14:51.72
2,	Marta Domínguez	ESP	14:52.26
3,	Edith Masai	KEN	14:52.30
4,	Yelena Zadorozhnaya	RUS	14:52.36
5,	Elvan Abeylegesse	TUR	14:53.56
6,	Isabella Ochichi	KEN	14:54.08
7,	Gulnara Samitova	RUS	14:54.38
8,	Courtney Babcock	CAN	14:54.98

9, Sun Yingjie CHN 14:57.01; 10, Berhane Adere ETH 14:58.07; 11, Gabriela Szabo ROU 14:59.36; 12, Émilie Mondor CAN 15:02.36; 13, Zahra Ouaziz MAR 15:16.73; 14, Zhor El Kamch MAR 15:29.72; 15, Sonia O'Sullivan IRL 15:36.62

The standard set in the heats was the highest ever in a championship 5000m, with 15:04.00 insufficient for progress. Olga Yegorova was a shadow of her 2001 self and was eliminated from the first heat in 10th place. In the final, 3000m was reached in 9:08.88 and 12 of the 15 finalist were in touch with two laps left.

Zadorozhnaya, who had also qualified for the 1500m final, took up the pace and covered the penultimate lap in 68.1. She led down the final backstraight then Domínguez slipped through on the inside with

exactly 200m left. Zadorozhnaya and Masai were on the heels of the Spaniard and one felt the gold would go to one of those three, only for young Ethiopian Dibaba to glide past them all on the outside with the finish in sight. Masai briefly held second place before Domínquez responded to repeat her 2001 silver. At 18 years 90 days, Dibaba became the youngest ever individual world champion based on her Paris entry birthdate of June 1, 1985. At subsequent championships, an even later birthdate has been submitted for her: October 1, 1985. So she was only 17 years 333 days old in Paris, apparently.

First round (First 5 & 5 fastest to final) (Aug 26)
Heat 1: 1, Masai 14:45.35; 2, Dibaba 14:45.96; 3, Sun 14:46.73; 4, Domínguez 14:48.33; 5, Ouaziz 14:52.66; 6, Samitova 14:58.88; 7, Mondor 14:59.68; 8, Jane Gakunyi KEN 15:04.00; 9, Meseret Defar ETH 15:11.72; 10, Olga Yegorova RUS 15:12.41; 11, Kayoko Fukushi JPN 15:16.53; 12, Souad Aït Salem ALG 15:34.64; 13, Catherine Chikwakwa MAW 15:40.10; 14, Simret Sultan ERI 16:09.48; 15, Inés Melchor PER 17:17.90; Lornah Kiplagat NED DNS
Heat 2: 1, Abeylegesse 14:54.95; 2, O'Sullivan 14:55.50; 3, Adere 14:56.01; 4, Ochichi 14:56.63; 5, Zadorozhnaya 14:56.70; 6, Szabo 14:56.70; 7, Kamch 15:00.61; 8, Babcock 15:01.48; 9, Irina Mikitenko GER 15:06.97; 10, Restituta Joseph TAN 15:10.54; 11, Lauren Fleshman USA 15:12.71; 12, Xing Huina CHN 15:13.50; 13, Hrysostomía Iakóvou GRE 15:44.90; 14, Susanne Pumper AUT 15:53.52; 15, Dorcus Inzikuru UGA 16:00.99; 16, Lilian Claber Argereta HON 20:17.90

Helsinki 2005

Final (Aug 13)

1,	Tirunesh Dibaba	ETH	14:38.59
2,	Meseret Defar	ETH	14:39.54
3,	Ejagayou Dibaba	ETH	14:42.47
4,	Meselech Melkamu	ETH	14:43.47
5,	Xing Huina	CHN	14:43.64
6,	Zakia Mrisho	TAN	14:43.87
7,	Priscah Jepleting	KEN	14:44.00
8,	Isabella Ochichi	KEN	14:45.14

9, Liliya Shobukhova RUS 14:47.07; 10, Olga Kravtsova BLR 14:47.75; 11, Sun Yingjie CHN 14:51.19; 12, Kayoko Fukushi JPN 14:59.92; 13, Susanne Wigene NOR 15:00.23; 14, Marta Domínguez ESP 15:02.30; 15, Jo Pavey GBR 15:14.37

Dibaba – the reigning champion – and Defar – the Olympic Champion – were the favourites, though history was against Dibaba as no woman had ever won a global 5000m/10,000m double. The race began slowly, with a 3:02.53 kilometre split, but Sun then upped the pace with 2:51.32, before slowing to 8:52.62 at 3000m. The pace dipped further in the fourth kilometre which set things up for the fast-finishing Ethiopians. At the bell Xing led, but Dibaba sped by with 300m to go and only Defar could stay with her. With 60m to go Defar finally broke and Dibaba won by 8m, from Defar with her sister Ejegayehu winning her second bronze in Helsinki, and Melkamu creating the first women's four-way sweep (just two days after the American men's 200m). Dibaba's last lap was a scintillating 58.2.

First round (First 4 & 7 fastest to final) (Aug 10)
Heat 1: 1, Dibaba 14:50.98; 2, Melkamu 14:51.49; 3, Pavey 14:53.82; 4, Jepleting 14:54.50; 5, Domínguez 14:56.02; 6, Kravtsova 14:56.16; 7, Mrisho 14:57.22; 8, Sun 14:58.34; 9, Fukushi 15:05.77; 10, Lauren Fleshman USA 15:32.05; 11, Veerle Dejaeghere BEL 15:47.01; 12, Maryna Dubrova UKR 16:01.88; 13, Anesie Kwizera BDI 16:06.66; 14, Catherine Chikwakwa MAW 16:11.63; 15, Jessica Augusto POR 16:23.66
Heat 2: 1, Defar 15:13.52 Q; 2, Dibaba 15:14.33 Q; 3, Xing 15:14.48 Q; 4, Shobukhova 15:14.63 Q; 5, Ochichi 15:16.51 q; 6, Wigene 15:18.38 q; 7, Shalane Flanagan USA 15:20.59; 8, María Protopappa GRE 15:32.04; 9, Amy Rudolph USA 15:32.73; 10, Margaret Maury FRA 15:35.65; 11, Dulce María Rodríguez MEX 15:44.65; 12, Anikó Kálovics HUN 15:46.36; 13, Simret Sultan ERI 15:47.46; 14, Maria McCambridge IRL 16:05.44; 15, Miriam Kaumba ZAM 16:10.70

Osaka 2007

Final (Sep 1)

1,	Meseret Defar	ETH	14:57.91
2,	Vivian Cheruiyot	KEN	14:58.50
3,	Priscah Cherono	KEN	14:59.21
4,	Sylvia Kibet	KEN	14:59.26
5,	Elvan Abeylegesse	TUR	15:00.88
6,	Meselech Melkamu	ETH	15:01.42
7,	Jen Rhines	USA	15:03.09
8,	Shalane Flanagan	USA	15:03.86

9, Joanne Pavey GBR 15:04.77; 10, Gelete Burka ETH 15:07.46; 11, Mariya Konovalova RUS 15:09.71; 12, Silvia Weissteiner ITA 15:11.81; 13, Olga Kravtsova BLR 15:11.82; 14, Kayoko Fukushi JPN 15:19.40; 15, Jessica Augusto POR 15:24.93

The event lost some of its lustre when defending champion Tirunesh Dibaba withdrew having failed to fully recover from the 10,000m. A modest pace was set in the final with Fukushi leading through the first two kilometres with splits of 2:59.22 and 3:05.47 [6:04.69]. Cheruiyot was the leader for the next two kilometres, reaching 4000m in 12:13.05, which set the race up for the best kickers in the field. Defar, renowned as no worse than the second best finisher around (the best being Dibaba), lived up to her reputation. The Olympic Champion and world record holder took the lead just before the bell, and ran successive 200m splits of 30.45 and 28.18 to win by 5m from Cheruiyot (28.58 last 200m), with Cherono edging Kibet for the bronze.

First round (First 5 & 5 fastest to final) (Aug 29)
Heat 1: 1, Abeylegesse 15:06.26; 2, Cheruiyot 15:06.54; 3, Kibet 15:06.54; 4, Burka 15:07.21; 5, Flanagan 15:07.47; 6, Kravtsova 15:17.64; 7, Fukushi 15:19.67; 8, Simret Sultan ERI 15:25.29; 9, Michelle Sikes USA 15:54.06; 10, Nora Rocha MEX 16:34.74; 11, Lucia Chandamale MAW 16:35.75; 12, Francine Niyonizigiye BDI 17:25.22; Tirunesh Dibaba ETH & Yekaterina Volkova RUS DNS
Heat 2: 1, Defar 15:10.13; 2, Melkamu 15:10.32; 3, Cherono 15:11.22; 4, Pavey 15:11.83; 5, Rhines 15:14.30; 6, Weissteiner 15:15.74; 7, Konovalova 15:16.49; 8, Augusto 15:21.23; 9, Kayo Sugihara JPN 15:31.44; 10, Zakia Mrisho Mohamed TAN 15:33.81; 11, Mary Cullen IRL 15:40.53; 12, Angeline Nyiransabimana RWA 15:53.23; 13, Gabriela Traña CRC 17:45.56; Mariem Alaoui Selsouli MAR DNF

Berlin 2009

Final (Aug 22)

1,	Vivian Cheruiyot	KEN	14:57.97
2,	Sylvia Kibet	KEN	14:58.33
3,	Meseret Defar	ETH	14:58.41
4,	Sentayehu Ejigu	ETH	15:03.38
5,	Meselech Melkamu	ETH	15:03.72
6,	Ines Chenonge	KEN	15:06.06
7,	Silvia Weissteiner	ITA	15:09.74
8,	Genzebe Dibaba	ETH	15:11.12

9, Jen Rhines USA 15:11.63; 10, Sara Moreira POR 15:12.22; 11, Yuriko Kobayashi JPN 15:12.44; 12, Yurika Nakamura JPN 15:13.01; 13, Alemitu Bekele TUR 15:18.18; 14, Krisztina Papp HUN 15:20.36; 15, Zakia Mrisho Mohamed TAN 15:31.73

Defending champion Defar was fastest in the heats, which eliminated just seven runners. The pace in the final was slow, with Cheruiyot leading at 3000m in 9:15.05. Little was done in the fourth kilometre (3:00.74), which in ordinary circumstances would have been playing into the hands of fast-finishing Defar. Cheruiyot increased the pace in the penultimate lap (67.9), but there were still six in with a chance of gold as the bell sounded. Cheruiyot, Defar and Kibet pulled away from the others in the back straight, and Defar went into the lead with 150m to go but could not get clear. Cheruiyot reacted and edged ahead with 40m remaining, then the Ethiopian gave up and was also passed by Kibet. Cheruiyot and Kibet ran their last 400s in 58.62 and 58.76 respectively. It was later discovered that the Ethiopian was running in Berlin with respiratory problems, though she also managed a sub-59 last lap, hence the huge gap which opened up between the top three and the rest.

"After Masai won the 10K race, she encouraged me to be self-confident," said her friend Cheruiyot. "She was my biggest inspiration."

First round (First 5 & 5 fastest to final) (Aug 19)
Heat 1: 1, Ejigu 15:17.64; 2, Kibet 15:17.77; 3, Melkamu 15:18.39; 4, Papp 15:19.90; 5, Moreira 15:19.93; 6, Nakamura 15:21.01; 7, Julie Culley USA 15:32.33; 8, Natalya Popkova RUS 15:32.62; 9, Inés Melchor PER 16:00.83; 10, Marriam Thole MAW 17:12.21
Heat 2: 1, Defar 15:16.46; 2, Cheruiyot 15:16.59; 3, Chenonge 15:18.40; 4, Dibaba 15:19.66; 5, Bekele 15:19.88; 6, Rhines 15:20.20; 7, Weissteiner 15:20.88; 8, Kobayashi 15:23.96; 9, Mohamed 15:25.09; 10, Yelizaveta Grechishnikova RUS 15:53.41; 11, Judith Plá ESP 15:54.32; 12, Pauline Niyongere BDI 16:33.77

5000 METRES

Multiple Medallists:

3	Meseret Defar	ETH	05-2, 07-1, 09-3
2	Zahra Ouaziz	MAR	95-3, 99-2
	Fernanda Ribeiro	POR	95-2, 97-3
	Gabriela Szabó	ROU	97-1, 99-1
	Ayelech Worku	ETH	99-3, 01-3
	Marta Domínguez	ESP	01-2, 03-2
	Tirunesh Dibaba	ETH	03-1, 05-1
	Vivian Cheruiyot	KEN	07-2, 09-1

Most Finals:

5	Szabó		95-4, 97-1, 99-1, 01-8, 03-11
4	Domínguez		99-9, 01-2, 03-2, 05-14

Most Appearances:

5	Szabó		95-4, 97-1, 99-1, 01-8, 03-11
4	Ouaziz		95-3, 97-15h1, 99-2, 03-13
	Amy Rudolph	USA	97-12h2, 99-18h1, 01-15h1, 05-9h2
	Domínguez		99-9, 01-2, 03-2, 05-14
	Defar		03-9h1, 05-2, 07-1, 09-3

National Placings:

	1	2	3	4	5	6	7	8	Points
ETH	3	1	4	2	1	1	-	1	73
KEN	1	2	2	1	1	2	3	1	56
RUS	1	-	-	1	-	2	2	-	23
ROU	2	-	-	1	-	-	-	1	22
ESP	-	2	-	-	-	1	-	-	17
MAR	-	1	1	-	-	-	-	-	13
POR	-	1	1	-	-	-	-	-	13
CHN	-	-	-	1	1	1	-	-	12
TUR	-	-	-	-	3	-	-	-	12
GBR	-	-	-	1	1	-	-	-	9
GER	-	-	-	1	1	-	-	-	9
IRL	1	-	-	-	-	-	-	-	8
ITA	-	1	-	-	-	-	1	-	9
USA	-	-	-	-	-	-	2	1	5
TAN	-	-	-	-	-	1	-	-	3
CAN	-	-	-	-	-	-	-	1	1
FRA	-	-	-	-	-	-	-	1	1
JPN	-	-	-	-	-	-	-	1	1
RSA	-	-	-	-	-	-	-	1	1
Totals	**8**	**8**	**8**	**8**	**8**	**8**	**8**	**8**	**288**

10,000 Metres — Sittard 1980

Invitation (Aug 15)

1,	Kath Binns	GBR	32:57.17
2,	Fionnuala Morrish	IRL	33:51.7
3,	Magda Ilands	BEL	34:25.3
4,	Marja Wokke	NED	35:28.9

This invitation event was won easily by Binns in a new national record, then the fifth-quickest of all-time.

Rome 1987

Final (Sep 4)

1,	Ingrid Kristiansen	NOR	31:05.85
2,	Yelena Zhupiyova	URS	31:09.40
3,	Kathrin Ullrich	GDR	31:11.34
4,	Olga Bondarenko	URS	31:18.38
5,	Liz Lynch	GBR	31:19.82
6,	Lynn Jennings	USA	31:45.43
7,	Albertina Machado	POR	31:46.61
8,	Wang Xiuting	CHN	31:48.88

9, Angela Tooby GBR 31:55.30; 10, Kerstin Pressler FRG 31:56.80; 11, Martine Oppliger SUI 32:07.49; 12, Marleen Renders BEL 32:12.51; 13, Lynn Nelson USA 32:22.88; 14, Christine McMiken NZL 32:25.67; 15, Francie Larrieu Smith USA 32:30.00; 16, Nancy Rooks-Tinari CAN 32:31.55; 17, Aurora Cunha POR 32:44.42; 18, Kumi Araki JPN 33:15.08; 19, Ana Isabel Alonso ESP 33:20.65; 20, Tuija Jousimaa FIN 33:25.46; 21, Lorraine Moller NZL 34:07.26; Liève Slegers BEL DNF

World record holder Ingrid Kristiansen ran a clever tactical race in which she managed to discourage all her rivals despite being below her best form.

The Norwegian took off in the second lap and by 1000m had a lead of some 20 seconds. By halfway (15:21.51), Kristiansen had started to lap the field. The chasing pack, led by Liz Lynch (5000m: 15:36.5) seemed to be racing for the silver medal. By the bell, the Norwegian's lead was still 15 seconds, but this was cut dramatically as the race for the silver exploded. It was Zhupiyova, not her better-known teammate Bondarenko, who had the best finish. Her 61.5 last lap was more than 10 seconds faster than Kristiansen but she had left her effort too late.

First round (First 8 & 6 fastest to final) (Aug 31)

Heat 1: 1, Ullrich 33:07.92; 2, Lynch 33:09.26; 3, Cunha 33:09.86; 4, Kristiansen 33:10.37; 5, Renders 33:10.95; 6, Jennings 33:16.18; 7, Tooby 33:20.14; 8, Oppliger 33:22.25; 9, Rooks-Tinari 33:24.20; 10, Araki 33:24.37; 11, Alonso 33:38.37; 12, McMikin 33:41.10; 13, Jousimaa 33:46.05; 14, Midde Hamrin SWE 34:10.36; 15, Danièle Kaber LUX 34:24.52; 16, Mónica Regonessi CHI 34:57.64; 17, Leah Malot KEN 36:23.66; Maria Curatolo ITA & Yelena Romanova URS DNF; Karolina Szabó HUN DNS

Heat 2: 1, Zhupiyova 33:32.05; 2, Bondarenko 33:34.79; 3, Pressler 33:35.49; 4, Moller 33:35.73; 5, Wang 33:36.07; 6, Larrieu Smith 33:37.36; 7, Machado 33:40.87; 8, Nelson 33:43.71; 9, Slegers 33:48.91; 10, Susan Crehan GBR 33:54.99; 11, Sue Lee CAN 34:14.92; 12, Susan Berenda CAN 34:15.48; 13, Conçeicão Ferreira POR 34:43.35; 14, Rose Lambe IRL 35:00.17; 15, Michelle Bush CAY 35:30.96; Päivi Tikkanen FIN, Beverley Lord GUY & Cristina Tomasini ITA DNF

Tokyo 1991

Final (Aug 30)

1,	Liz McColgan	GBR	31:14.31
2,	Zhong Huandi	CHN	31:35.08
3,	Wang Xiuting	CHN	31:35.99
4,	Kathrin Ullrich	GER	31:38.96
5,	Lynn Jennings	USA	31:54.44
6,	Utta Pippig	GER	31:55.68
7,	Ingrid Kristiansen	NOR	32:10.75
8,	Derartu Tulu	ETH	32:16.55

9, Jill Hunter GBR 32:24.55; 10, Luchia Yisak ETH 32:27.61; 11, Conçeicão Ferreira POR 32:29.12; 12, Delilah Asiago KEN 32:33.71; 13, Tatyana Pozdnyakova URS 32:35.17; 14, Wang Yongmei CHN 32:40.22; 15, Rosanna Munerotto ITA 32:44.43; 16, Miki Igarashi JPN 32:44.62; 17, Iulia Negura ROU 32:53.57; 18, Carole Rouillard CAN 32:58.77; 19, Annette Sergent-Palluy FRA 33:01.92; 20, Izumi Maki JPN 33:27.84; 21, Jane Ngotho KEN 33:36.91; Anne Marie Letko USA, Yelena Romanova URS, Päivi Tikkanen FIN & Albertina Dias POR DNF

McColgan, who as Liz Lynch had placed fifth in Rome, overcame the extreme heat and humidity to win from the front by a huge margin.

The start of the final was delayed by several minutes following the commotion surrounding Mike Powell's long jump world record. Once the race started, McColgan's intentions were clear. With kilometre splits of 3:02.95, 6:09.42, 9:16.96 and 12:25.85, she gradually dropped most of the opposition, including the defending champion Kristiansen.

At halfway (15:34.15), the Scotswoman had only the world junior champion, Tulu, for company. The chasing pack were 20m behind. The Ethiopian tried to slow the pace down at the start of the eighth kilometre, but McColgan pushed on relentlessly and was 80m in front by 8000m. Tulu fell out of contention.

While McColgan crossed the line, the Chinese pair of Zhong and Wang were unexpectedly outsprinting Ullrich for the other medals.

"I was waiting for someone to pass me, but nobody did," said McColgan, who had given birth to a daughter just 10 months earlier. "Tulu tried, but she was actually trying to slow down the pace. I knew she was tired and I knew if I wanted the gold, I would have to go for it. And I went, saying 'I want, I want, I want …'

In spite of the conditions, a terrific standard was set in the heats with 14 women quicker than 32 minutes.

First round (First 10 & 5 fastest to final) (Aug 27)

Heat 1: 1, Negura 31:52.58; 2, Wang X 31:53.13; 3, Ullrich 31:54.05; 4, Hunter 31:55.55; 5, Sergent-Palluy 31:55.97; 6, Yisak 31:56.42; 7, Jennings 31:56.52; 8, Rouillard 31:56.74; 9, Maki 31:57.23; 10, Ferreira 31:59.13; 11, Pozdnyakova 32:00.24; 12, Wang Y 32:00.27; 13, Asiago 32:04.53; 14, Munerotto 32:05.75; 15, Suzana Ćirić YUG 32:28.09; 16, Liève Slegers BEL 32:31.55; 17, Carmen de Oliveira BRA 32:36.44; 18, Claudia Dreher GER 32:44.94; 19, Olga Nazarkina URS 32:55.65; 20, Zita Ágoston HUN 33:07.19; 21, Martha Ernstdóttír ISL 33:10.93; 22, Maria-Luisa Servin MEX 33:13.70; 23, Jenny Lund AUS 33:15.18; 24, Valerie McGovern IRL 35:08.40

Heat 2: 1, Tulu 31:45.95; 2, Kristiansen 31:50.36; 3, McColgan 31:54.67; 4, Zhong

31:58.82; 5, Pippig 32:00.76; 6, Igarashi 32:01.04; 7, Dias 32:03.76; 8, Tikkanen 32:06.67; 9, Romanova 32:06.73; 10, Ngotho 32:09.38; 11, Letko 32:26.65; 12, Akemi Matsuno JPN 32:31.18; 13, Marciane Mukamurenzi RWA 32:33.27; 14, Lisa Harvey CAN 32:41.87; 15, Rosario Murcia FRA 32:49.75; 16, Olga Appell MEX 32:54.63; 17, Susan Hobson AUS 33:21.20; 18, Odile Ohier FRA 33:22.55; 19, Lesley Morton NZL 33:23.17; 20, Maricarmen Díaz MEX 33:46.24; 21, Anuţa Cătună ROU 34:12.44; 22, Griselda González ARG 34:16.26; 23, Vilma Peña CRC 35:06.98; Fernanda Marques POR & Francie Larrieu Smith USA DNF

Stuttgart 1993

Final (Aug 21)

1,	Wang Junxia	CHN	30:49.30
2,	Zhong Huandi	CHN	31:12.55
3,	Sally Barsosio	KEN	31:15.38
4,	Tegla Loroupe	KEN	31:29.91
5,	Lynn Jennings	USA	31:30.53
6,	Conceição Ferreira	POR	31:30.60
7,	Albertina Dias	POR	31:33.03
8,	Anne Marie Letko	USA	31:37.26

9, Uta Pippig GER 31:39.97; 10, Fernanda Ribeiro POR 31:40.51; 11, Carmen de Oliveira BRA 31:47.76; 12, Maria Guida ITA 32:15.34; 13, Kathrin Wessel GER 32:27.38; 14, Olga Appell MEX 32:32.51; 15, Naomi Yoshida JPN 32:35.44; 16, Iulia Negura ROU 32:40.61; 17, Izumi Maki JPN 32:53.41; 18, Rosario Murcia FRA 32:54.65; 19, Suzana Ćirić IWP 33:26.72; 20, Isabel Juarez MEX 33:28.47; 21, Elaine Van Blunk USA 33:42.85; 22, Gitte Karlshøj DEN 33:58.58; Catherina McKiernan IRL, Elana Meyer RSA & Päivi Tikkanen FIN DNF

The two Chinese finalists, Wang and Zhong, set off on pace for a championship record (1000m: 3:04.00, 2000m: 6:11.84, 3000m: 9:20.16). Barsosio, Meyer and Jennings were in close attendance, but the inexperienced Barsosio, just 15, was causing problems. She repeatedly blocked Meyer's attempts to overtake her and was given an official warning for her conduct. A distraught Meyer – the Olympic silver medallist – dropped out of the race soon after 3000m.

The Kenyan went on take the lead (4000m: 12:28.72) and for a while was as much as 10m in front. By halfway (15:43.38), Zhong was in front again. Barsosio, along with her teammate Loroupe, stayed with the Chinese pair, but no-one could react when Wang made her move with six laps remaining. She produced a lap of 70.2 and managed to speed up further. Her final 3000m took just 8:42.42 and the final lap 61.07.

Zhong outkicked Barsosio to duplicate her 1991 silver medal. It was mistakenly announced that Barsosio had been disqualified after the race. In the confusion, she was not asked to perform a doping test, meaning that her time could not stand as a world junior record.

Wang's run was a prelude to a remarkable spate of record-breaking runs by China's women at the Chinese National Games in Beijing. Eighteen days after her gold medal, Wang lowered Ingrid Kristiansen's world record to an unbelievable 29:31.78.

First round (First 10 & 5 fastest to final) (Aug 19)

Heat 1: 1, Barsosio 32:27.99; 2, Jennings 32:28.30; 3, Wang 32:28.35; 4, Dias 32:28.39; 5, Ferreira 32:28.42; 6, Yoshida 32:28.66; 7, de Oliveira 32:29.48; 8, Pippig 32:31.90; 9, Negura 32:32.51; 10, Appell 32:34.43; 11, Murcia 32:56.24; 12, Van Blunk 33:06.44; 13, Julia Sakara ZIM 33:20.16; 14, Junko Kataoka JPN 33:21.31; 15, Viktoriya Nenasheva RUS 33:23.19; 16, Lisa Harvey CAN 33:24.66; 17, Vikki McPherson GBR 33:49.51; 18, Jayanthi Palaniappan MAS 33:56.72; 19, Barbara Moore NZL 34:38.27; 20, Aura Morales GUA 36:06.02; Martha Ernstdottir ISL DNS

Heat 2: 1, Letko 32:26.22; 2, Zhong 32:26.40; 3, Guida 32:26.60; 4, Loroupe 32:26.67; 5, Maki 32:26.89; 6, Meyer 32:28.02; 7, Ribeiro 32:29.21; 8, Tikkanen 32:51.72; 9, Wessel 32:52.06; 10, Ćirić 32:58.38; 11, McKiernan 33:00.38; 12, Karlshøj 33:05.13; 13, Juarez 33:17.94; 14, Berhane Adere ETH 33:20.62; 15, Martha Tenorio ECU 33:50.68; 16, Lesley Morton NZL 33:54.39; 17, Marilu Salazar PER 34:58.62; 18, Gulsara Dadabayeva TJK 39:30.28; 19, Tevdenshigmed Enh-Od MGL 40:32.86; Tamara Koba UKR DNS; Ma Ningning CHN DNS

Gothenburg 1995

Final (Aug 9)

1,	Fernanda Ribeiro	POR	31:04.99
2,	Derartu Tulu	ETH	31:08.10
3,	Tegla Loroupe	KEN	31:17.66
4,	Maria Guida	ITA	31:27.82
5,	Elana Meyer	RSA	31:31.96
6,	Liz McColgan	GBR	31:40.14
7,	Alla Zhilyayeva	RUS	31:52.15
8,	Hiromi Suzuki	JPN	31:54.01

9, Annemari Sandell FIN 31:54.29; 10, Kathrin Wessel GER 31:55.04; 11, Liève Slegers BEL 32:10.59; 12, Lynn Jennings USA 32:12.82; 13, Conceição Ferreira POR 32:14.69; 14, Anne Marie Lauck USA 32:22.54; 15, Jill Hunter GBR 32:24.93; 16, Junko Kataoka JPN 32:45.43; 17, Marleen Renders BEL 32:47.46; 18, Gete Wami ETH 32:56.94; Albertina Dias POR & Yvonne Murray GBR DNF

Once she confirmed she would run the 10,000m, Ribeiro was many people's favourite as she had set a world 5000m record of 14:36.45 two weeks earlier. She was the leader of the 20-strong final on a slow first lap (83.02), before Britons Hunter and McColgan took up the pace. McColgan, the 1991 champion, passed 3000m in 9:45.94 (33:13 pace). Meyer then injected some pace with a 2:56.37 fourth kilometre. This spread the field and Ribeiro was the only one to follow closely. Ribeiro moved in front at 5000m (15:46.89). Meyer, Olympic Champion Tulu, Loroupe and Guida followed with McColgan an isolated sixth.

The Italian was dropped at 7Km. Meyer was the next to crack. At 9Km, Ribeiro led from Tulu and Loroupe. The Portuguese had been leading for 4000m and had run the previous 3000m in 9:16.21. She continued to lead into the final lap. Loroupe was dropped at the bell but Tulu stuck to the Portuguese and looked relaxed. She duly challenged for the lead on the final bend. Ribeiro, though, had saved enough and pulled clear to win.

First round (First 8 & 4 fastest to final) (Aug 6)

Heat 1: 1, Tulu 32:16.71; 2, Murray 32:16.76; 3, Wami 32:17.41; 4, Loroupe 32:17.92; 5, Meyer 32:17.97; 6, Kataoka 32:18.62; 7, Lauck 32:19.57; 8, Slegers 32:21.29; 9, Hunter 32:22.93; 10, Ferreira 32:34.62; 11, Wessel 32:46.51; 12, Dong Zhaoxia CHN 33:18.58; 13, Laurie Henes USA 33:22.92; 14, Marta Tenorio ECU 34:23.76; 15, Nora Rocha MEX 34:23.78; 16, Carol Galea MLT 35:30.84; Klara Kashapova RUS DNF

Heat 2: 1, Ribeiro 32:33.87; 2, McColgan 32:33.89; 3, Jennings 32:33.89; 4, Guida 32:34.28; 5, Dias 32:34.44; 6, Sandell 32:35.05; 7, Suzuki 32:39.92; 8, Renders 32:45.50; 9, Zhilyayeva 32:51.55; 10, Yasuko Kimura JPN 32:54.82; 11, Birhane Adere ETH 33:14.76; 12, Carmen Fuentes ESP 33:16.86; 13, Serap Aktas TUR 34:19.25; 14, Carole Montgomery CAN 34:23.16; 15, Martha Ernstsdóttir ISL 34:29.55; Virginie Gloum CAF 40:07.49; Catherina McKiernan IRL DNS

Athens 1997

Final (Aug 5)

1,	Sally Barsosio	KEN	31:32.92
2,	Fernanda Ribeiro	POR	31:39.15
3,	Masako Chiba	JPN	31:41.93
4,	Berhane Adere	ETH	31:48.95
5,	Ren Xiujuan	CHN	31:50.63
6,	Tegla Loroupe	KEN	32:00.93
7,	Yang Siju	CHN	32:01.61
8,	Colleen de Reuck	RSA	32:03.81

9, Silvia Sommaggio ITA 32:16.92; 10, Chiemi Takahashi JPN 32:23.61; 11, Nora Rocha MEX 32:34.58; 12, Julia Vaquero ESP 32:36.91; 13, Annette Peters USA 32:43.38; 14, Chantal Dallenbach FRA 32:51.20; 15, Annemari Sandell FIN 33:00.11; 16, Hiromi Masuda JPN 33:03.14; 17, Elana Meyer RSA 33:05.82; Marleen Renders BEL DNF; Gete Wami ETH DNF; Zahia Dahmani FRA DNF

History was made when, for the first time, a Kenyan woman won a global track title. The distinction fell to Barsosio, who at the 1993 Championships, when reportedly only 15, had become the youngest ever medallist when finishing third in controversial circumstances. This time she dethroned Ribeiro in 31:32.92, which was recognised as a world junior record since her 1993 mark of 31:15.38 was never ratified as no doping test was carried out.

The first half of the race, run in 30˚C heat, was slow, with Ribeiro the leader in 16:12.81, but Barsosio, who burst ahead three laps from the end with a 67.9 23rd lap, completed her second 5000m in 15:20.0 with an unstoppable final kilometre of 2:52.35. "Ribeiro has a strong kick and I didn't want to wait for it," she explained.

Several leading lights met with disaster. The 1992 Olympic Champion Tulu was eliminated in the heats, her Ethiopian colleague Wami (the 1996 world cross country champion) was carried off with a pulled muscle, and Meyer – the Olympic runner-up to Tulu – fell and finished last.

First Round (First 8 & 4 fastest to final) (Aug 2)
Heat 1: 1, Rocha 33:07.09; 2, Sandell 33:07.50; 3, Ren 33:08.12; 4, Sommaggio 33:08.19; 5, Loroupe 33:08.20; 6, Takahashi 33:08.26; 7, Dahmani 33:08.68; 8, Meyer 33:09.70; 9, Hrisoula Iakovou GRE 33:14.86; 10, Olivera Jevtić YUG 33:18.42; 11, Derartu Tulu ETH 33:25.99; 12, Gwyn Coogan USA 34:06.34; 13, Yvonne Danson SIN 37:19.51; 14, Esperanza Obono GEQ 45:13.69; Marina Bastos POR DNF; Nyla Carroll NZL DNF
Heat 2: 1, Adere 32:05.29; 2, Ribeiro 32:05.65; 3, Barsosio 32:05.68; 4, Wami 32:05.73; 5, Chiba 32:05.76; 6, Yang 32:06.12; 7, de Reuck 32:09.56; 8, Masuda 32:11.63; 9, Vaquero 32:12.25; 10, Peters 32:14.08; 11, Dallenbach 32:49.40; 12, Renders 33:02.37; 13, Helena Sampaio POR 33:14.85; 14, Adriana Fernández MEX 33:40.09; 15, Kylie Risk AUS 33:56.48; 16, Maysa Matrood IRQ 35:44.93

Seville 1999

Final (Aug 26)

1,	Gete Wami	ETH	30:24.56
2,	Paula Radcliffe	GBR	30:27.13
3,	Tegla Loroupe	KEN	30:32.03
4,	Harumi Hiroyama	JPN	31:26.84
5,	Chiemi Takahashi	JPN	31:27.62
6,	Merima Hashim	ETH	31:32.06
7,	Berhane Adere	ETH	31:32.51
8,	Teresa Recio	ESP	31:43.80

9, Marleen Renders BEL 31:51.21; 10, Olivera Jevtić YUG 31:57.67; 11, Deena Drossin USA 32:11.14; 12, Yuko Kawakami JPN 32:19.02; 13, Restituta Joseph TAN 32:20.26; 14, María Abel ESP 32:22.88; 15, Ana Dias POR 32:37.72; 16, Anne Marie Lauck USA 32:57.07; 17, Zheng Guixia CHN 32:59.83; 18, Blandine Bitzner-Ducret FRA 33:06.98; 19, Dong Zhaoxia CHN 33:12.94; 20, Lidiya Vasilevskaya RUS 33:13.21; 21, Maria Luisa Larraga ESP 33:15.98; 22, Zahia Dahmani FRA 33:46.23; 23, Priscilla Mamba SWZ 38:45.18
Did not finish: Fernanda Ribeiro POR; Laghzaoui Asmae MAR; Leah Malot KEN; Alice Timbilil KEN; Annemari Sandell FIN; Helena Sampaio POR; Libbie Hickman USA

That this was probably the greatest ever women's distance race was largely due to the courageous running of Radcliffe. Despite 30ºC+ heat she led for most of the way at incredible speed for the conditions, smashed her Commonwealth record by over 13 seconds, and destroyed such brilliant runners as Ribeiro (who dropped out at 6 kilometres) and Loroupe, who was forced to concede early on the last lap. The only problem was that despite Radcliffe's Herculean efforts she could not shake off world 8 kilometres cross country champion Wami, who proceeded to outkick the Briton over the last 200m having not led for a single stride until then. Wami's African and Ethiopian record of 30:24.56 was then the fifth-fastest ever run, while Radcliffe's 30:27.13 ranked 6th and Loroupe's Kenyan record of 30:32.03 7th.

Wami, Ethiopia's first woman to win a world track title, covered the second 5000m in a remarkable 14:59.1. The kilometre splits were 3:11.45, 3:04.99, 3:03.65, 3:02.64, 3:02.51, 2:59.04, 3:03.06, 3:03.30, 2:59.76 and 2:54.16.

Edmonton 2001

Final (Aug 7)

1,	Derartu Tulu	ETH	31:48.81
2,	Berhane Adere	ETH	31:48.85
3,	Gete Wami	ETH	31:49.98
4,	Paula Radcliffe	GBR	31:50.06
5,	Mihaela Botezan	ROU	32:03.46
6,	Lyudmila Petrova	RUS	32:04.94
7,	Asmae Leghzaoui	MAR	32:06.35
8,	Yamna Belkacem	FRA	32:09.21

9, Haruko Okamoto JPN 32:14.56; 10, Lyudmila Biktashyova RUS 32:18.64; 11, Deena Drossin USA 32:18.65; 12, Olivera Jevtić YUG 32:19.44; 13, Mizuki Noguchi JPN 32:19.94; 14, Aster Bacha ETH 32:25.81; 15, Teresa Recio ESP 32:30.56; 16, Hrysostomía Iakóvou GRE 32:41.46; 17, Natalya Berkut UKR 32:32.68; 18, Gunhild Halle Haugen NOR 32:33.72; 19, Mari Ozaki JPN 32:39.17; 20, Tina Connelly CAN 33:00.37; 21, Ana Dias POR 33:03.78; 22, Jennifer Rhines USA 33:11.22; 23, Inga Juodeškienė LTU 33:11.60; 24, María Paredes ECU 35:44.52

The pace was not quick and halfway was reached with Belkacem in front in 16:28.89. The pack did not begin to dwindle until the 20th lap, and all eyes were on 1999 silver medallist Radcliffe and three Ethiopians – defending champion Wami, Olympic Champion Tulu and the experienced Adere. Radcliffe ran from the front in Seville and Sydney (where she was fourth). In Edmonton she waited until four laps from home to make her bid for victory. She covered the 23rd lap in 68.77 but one lap later – at the bell – the Ethiopian trio all went past her.

Tulu proved to be the best of the Ethiopians, but only just. She and Adere sprinted side by side until the finish, where Tulu was just 0.04 ahead. Meanwhile Radcliffe was battling with Wami for the bronze but she fell 0.08 short of preventing an Ethiopian sweep. Cruelly for the British runner, the scoreboard initially and wrongly showed her and not Wami in third place.

Paris 2003

Straight Final (Aug 23)

1,	Berhane Adere	ETH	30:04.18
2,	Worknesh Kidane	ETH	30:07.15
3,	Sun Yingjie	CHN	30:07.20
4,	Lornah Kiplagat	NED	30:12.53
5,	Alla Zhilyayeva	RUS	30:23.07
6,	Galina Bogomolova	RUS	30:26.20
7,	Xing Huina	CHN	30:31.55WJR
8,	Benita Johnson	AUS	30:37.68

9, Ejagayou Dibaba ETH 31:01.07; 10, Jelena Prokopčuka LAT 31:06.14; 11, Kayoko Fukushi JPN 31:10.57; 12, Deena Drossin USA 31:17.86; 13, Mihaela Botezan ROU 31:28.72; 14, Yoko Shibui JPN 31:42.01; 15, Megumi Tanaka JPN 31:47.00; 16, Lidiya Grigoryeva RUS 31:49.41; 17, Elva Dryer USA 31:59.81; 18, Helena Javornik SLO 32:01.57; 19, Selina Kosgei KEN 32:09.15; 20, Anikó Kálovics HUN 32:15.96; 21, Sonja Stolic SCG 33:08.87; 22, Natalya Berkut UKR 33:12.84; 23, Yesenia Centeno ESP 33:32.50; Derartu Tulu ETH, Sabrina Mockenhaupt GER & Fernanda Ribeiro POR DNF

It was a pity that European record holder Paula Radcliffe withdrew from the championships feeling unprepared after illness and injury. Yet the woman athlete of 2002 was hardly missed from the greatest ever women's 10,000m race. Right from the start it was quick, the first kilometre reached in 2:59.62. By the second kilometre Sun was ahead. The Chinese was an interesting sight, running with arms dangling at her side except at the end of each lap when she pressed a button on her wristwatch. She produced a 69.6 circuit to 2400m and the field was strung out behind her. She continued to 3000m in 8:59.93 (2:56.52 kilometre), then 4000m in 12:00.16. Only four women stayed in touch: four Ethiopians and Kiplagat, a Kenyan who had recently become a Dutch citizen. Kiplagat took over from Sun as they went through halfway in 15:06.53.

Shortly after 5000m, the 2001 champion Tulu dropped out. She had apparently been suffering from food poisoning. That fifth kilometre had taken 3:06.37 (the slowest of the race). Kiplagat picked up the pace again but could not shake off Adere, Kidane or Sun. Then with 700m left the valiant Sun surged again, covering the penultimate lap in 68.55. She did not drop the other three, but one wondered if anyone would produce a finishing kick after such a harsh pace. The answer "yes" came on the backstraight of the last lap when Adere raced ahead. She won clearly with a new African record, having covered the last 200m in 29.9. Records tumbled in this race which saw the fastest ever times for places 2-16. In seventh place Xing Huina broke the world junior record.

Helsinki 2005

Straight Final (Aug 6)

1,	Tirunesh Dibaba	ETH	30:24.02
2,	Berhane Adere	ETH	30:25.41
3,	Ejagayou Dibaba	ETH	30:26.00
4,	Xing Huina	CHN	30:27.18
5,	Edith Masai	KEN	30:30.26
6,	Worknesh Kidane	ETH	30:32.47
7,	Sun Yingjie	CHN	30:33.53
8,	Galina Bogomolova	RUS	30:33.75

9, Paula Radcliffe GBR 30:42.75; 10, Irène Kwambai KEN 30:55.80; 11, Kayoko Fukushi JPN 31:03.75; 12, Jelena Prokopčuka LAT 31:04.55; 13, Alla Zhilyayeva

RUS 31:17.97; 14, Katie McGregor USA 31:21.20; 15, Kim Smith NZL 31:24.29; 16, Jen Rhines USA 31:26.66; 17, Sabrina Mockenhaupt GER 31:28.21; 18, Hitomi Miyai JPN 31:43.74; 19, Benita Johnson AUS 31:55.15; 20, Yelena Samokhvalova RUS 31:57.85; 21, Hiromi Ominami JPN 32:02.38; 22, Blake Russell USA 32:07.00; 23, Mihaela Botezan ROU 32:28.29; 24, Dulce María Rodríguez MEX 33:04.73; Kathy Butler GBR & Marie Davenport IRL DNF

Radcliffe chose to use the 10,000m as a warm-up for the marathon, and duly led from the gun, passing 5000m in 15:16.29. Masai and Kidane then took over the pacemaking for the next 2000m, before Xing took the helm. The 9000m mark was passed in 27:35.19, and Adere, winner in 2003 and in the top seven since the 1997 championships, led at the bell in 30:25.50. Adere had accelerated a few strides before the bell with only the Dibaba sisters able to go with her. Tirunesh Dibaba flowed past with 210m to go and won regally by 10m after a last lap of 58.4.

Osaka 2007

Straight Final (Aug 25)

1,	Tirunesh Dibaba	ETH	31:55.41
2,	Elvan Abeylegesse	TUR	31:59.40
3,	Kara Goucher	USA	32:02.05
4,	Joanne Pavey	GBR	32:03.81
5,	Kim Smith	NZL	32:06.89
6,	Deena Kastor	USA	32:24.58
7,	Ejegayehu Dibaba	ETH	32:30.44
8,	Philes Ongori	KEN	32:30.74

9, Emily Chebet KEN 32:31.21; 10, Kayoko Fukushi JPN 32:32.85; 11, Nathalie de Vos BEL 32:38.60; 12, Inga Abitova RUS 32:40.39; 13, Katie McGregor USA 32:44.76; 14, Megumi Kinukawa JPN 32:45.19; 15, Akane Wakita JPN 32:48.68; 16, Asmae Leghzaoui MAR 32:51.30; 17, Benita Johnson AUS 32:55.94; 18, Aheza Kiros ETH 33:06.60; 19, Evelyne Wambui KEN 33:17.12; Olga Kravtsova BLR & Mestawet Tufa ETH DNF; Nora Rocha MEX DNS

Dibaba was the hot favourite to repeat as the champion, but events conspired to put this prediction in jeopardy. The heat (30°C) ensured a slow pace, and halfway was reached in a tortuous 16:29.24. At 6000m, Tufa and Johnson fell while Dibaba very nearly did so, and Dibaba then dropped 40m behind the field, suffering from stomach cramps. After 4 laps she managed to rejoin the field, and reacted when Abeylegesse speeded things up. The Ethiopian-born Turk covered the eighth kilometre in 3:07.62, and accelerated further to 3:02.45 with the ninth. Behind the leading two, Pavey, Smith and Goucher were fighting for third place, with Goucher covering her last 200m in 32.0 to ensure the bronze ahead of Pavey. Up ahead it was Dibaba back to form in the last lap, taking over from Abeylegesse at the bell, and cruising away to win by 30m. This time her last circuit took 60.11, with most of the work done in the penultimate 200m, covered in 29.38.

Berlin 2009

Straight Final (Aug 15)

1,	Linet Masai*	KEN	30:51.24*
2,	Meselech Melkamu	ETH	30:51.34
3,	Wude Ayalew*	ETH	30:51.95*
4,	Grace Momanyi*	KEN	30:52.25*
5,	Meseret Defar	ETH	30:52.37
6,	Amy Yoder Begley	USA	31:13.78
7,	Yurika Nakamura*	JPN	31:14.39*
8,	Kim Smith	NZL	31:21.42

9, Kayoko Fukushi JPN 31:23.49; 10, Inês Monteiro* POR 31:25.67*; 11, Mariya Konovalova RUS 31:26.94; 12, Florence Kiplagat* KEN 31:30.85*; 13, Ana Dulce Félix POR 31:30.90; 14, Shalane Flanagan USA 31:32.19; 15, Kseniya Agafonova* RUS 31:43.14*; 16, Ana Dias POR 31:49.91; 17, Katie McGregor USA 32:18.49; 18, Zhang Yingying* CHN 32:33.63*; 19, Liliya Shobukhova RUS 32:42.36; 20, Yukari Sahaku* JPN 33:41.17*; Elvan Abeylegesse TUR DNF

* Cut in prematurely from outer stagger at start

Melkamu had run an African record 29:53.80 earlier in the season, but was not favourite, as Defar in her debut at the event had run 29:59.20 in poor conditions five weeks before the championships.

The pace was slow, with halfway reached in 15:45.19. Masai stepped things up sharply with 3000m to go, putting in a 71 second lap followed by circuits of 69.8 and 70.5. This ensured that the leading group of five – three Ethiopians and two Kenyans – were well clear of the field. Momanyi shared the pace with Masai who led at the bell (29:48.10). Defar went into the lead 350m from the finish and continued to lead from Melkamu with 100m to go, with Masai 2m back. Melkamu caught a faltering Defar with 40m left, but it became clear that Masai – despite her earlier efforts – had discovered a sprint finish which was closing in on the Ethiopian paring. The tall Kenyan caught Melkamu on line just as the Ethiopian had raised her arms to celebrate. Meanwhile Defar gave up and was passed by Ayalew and Momanyi.

After the race it registered that nine runners grouped in the outer stagger (asterisked above) – including Masai, Ayalew and Momanyi – may have run around six metres less than the entire race distance because they cut in immediately from the start as cones separating the echelons were not in place as required by IAAF rule 162.10. Therefore, while their times and placings will remain the same they are not eligible for statistical purposes.

10,000 METRES

Multiple Medallists:

3	Berhane Adere	ETH	01-2, 03-1, 05-2
2	Zhong Huandi	CHN	91-2, 93-2
	Sally Barsosio	KEN	93-3, 97-1
	Tegla Loroupe	KEN	95-3, 99-3
	Fernanda Ribeiro	POR	95-1, 97-2
	Derartu Tulu	ETH	95-2, 01-1
	Gete Wami	ETH	99-1, 01-3
	Tirunesh Dibaba	ETH	05-1, 07-1

Most Finals:

5	Adere		97-4, 99-7, 01-2, 03-1, 05-2
4	Lynn Jennings	USA	87-6, 91-5, 93-5, 95-12
	Kathrin Ullrich/Wessel	GDR/GER	87-3, 91-4, 93-13, 95-10
	Loroupe		93-4, 95-3, 97-6, 99-3
	Wami		95-18, 97-dnf, 99-1, 01-3

Most Appearances:

7	Adere	93-14h2, 95-11h2, 97-4, 99-7, 01-2, 03-1, 05-2

National Placings:

	1	2	3	4	5	6	7	8	Points
ETH	5	5	3	1	1	2	2	1	113
KEN	2	-	3	2	1	1	-	1	52
CHN	1	2	2	1	1	-	3	1	50
GBR	1	1	-	2	1	1	-	-	32
USA	-	-	1	-	2	3	-	1	24
POR	1	1	-	-	-	1	2	-	22
JPN	-	-	1	1	1	-	1	1	18
GER	-	-	1	1	-	1	-	-	14
RUS	-	-	-	-	1	2	1	1	13
URS	-	1	-	1	-	-	-	-	12
NOR	1	-	-	-	-	-	1	-	10
TUR	-	1	-	-	-	-	-	-	7
ITA	-	-	-	1	-	-	-	-	5
NED	-	-	-	1	-	-	-	-	5
NZL	-	-	-	-	1	-	-	1	5
RSA	-	-	-	-	1	-	-	1	5
ROM	-	-	-	-	1	-	-	-	4
MAR	-	-	-	-	-	-	1	-	2
AUS	-	-	-	-	-	-	-	1	1
ESP	-	-	-	-	-	-	-	1	1
FRA	-	-	-	-	-	-	-	1	1
Totals	**11**	**11**	**11**	**11**	**11**	**11**	**11**	**11**	**396**

Marathon — Helsinki 1983

(Aug 7)

1,	Grete Waitz	NOR	2:28:09
2,	Marianne Dickerson	USA	2:31:09
3,	Raisa Smekhnova	URS	2:31:13
4,	Rosa Mota	POR	2:31:50

5,	Jacqueline Gareau	CAN	2:32:35
6,	Laura Fogli	ITA	2:33:31
7,	Regina Joyce	IRL	2:33:52
8,	Tuija Toivonen	FIN	2:34:14

9, Joyce Smith GBR 2:34:27; 10, Lutsiya Belyayeva URS 2:34:44; 11, Rita Marchisio ITA 2:35:08; 12, Debbie Eide USA 2:36:17; 13, Carey May IRL 2:36:28; 14, Glenys Quick NZL 2:37:14; 15, Monika Lövenich FRG 2:39:19; 16, Marja Vartiainen FIN 2:39:22; 17, Carla Beurskens NED 2:39:25; 18, Karolina Szabó HUN 2:40:23; 19, Christa Vahlensieck FRG 2:40:43; 20, Magda Ilands BEL 2:40:52; 21, Cindy Hamilton CAN 2:41:27; 22, Kathryn Binns GBR 2:42:12; 23, Zoya Ivanova URS 2:43:27; 24, Ngaire Drake NZL 2:43:51; 25, Jill Colwell AUS 2:45:07; 26, Jackie Turney AUS 2:45:43; 27, Sinikka Kiippa FIN 2:46:10; 28, Dorothy Goertzen CAN 2:46:38; 29, Kersti Jacobsen DEN 2:46:48; 30, Ilona Zsilak HUN 2:46:48; 31, Mieko Tajima JPN 2:47:10; 32, Tuulikki Räisänen SWE 2:47:29; 33, Jarmila Urbanová TCH 2:48:28; 34, Mary O'Connor NZL 2:48:44; 35, Yuko Gordon HKG 2:48:51; 36, Zehava Shmueli ISR 2:49:07; 37, Mette Holm-Hansen DEN 2:49:32; 38, Lone Dybdahl DEN 2:49:43; 39, Megan Sloane AUS 2:51:11; 40, Elizabeth Oberli-Schuh VEN 2:51:30; 41, Evy Palm SWE 2:51:49; 42, Heidi Jacobsen NOR 2:52:51; 43, Midde Hamrin SWE 2:52:53; 44, Deirdre Nagle IRL 2:53:07; 45, Iciar Martínez ESP 2:53:24; 46, Rita Borralho POR 2:53:41; 47, Oddrun Hovsengen NOR 2:54:04; 48, María-Luisa Ronquillo MEX 2:56:33; 49, Rumiko Kaneko JPN 2:58:53;
50, Son Yong-Hi PRK 2:59:10; 51, Kim Myong-Suk PRK 3:12:41
Did not finish: Julie Brown USA, Kao Yueh-Mei TPE, Wu Jinmei CHN, Jayamani Kandasamy SIN, Chantal Langlace FRA, Charlotte Teske FRG, Yupin McConnell THA & Alba Milana ITA
Did not start: Marie Deurbrock BEL, Glynis Penny GBR, Ng Lai-Chu HKG & Amy Cesaretti SMR

There were few more popular winners in Helsinki than the first of the week's gold medallists, Waitz. The four times New York marathon winner showed her experience by ignoring the break of Regina Joyce at 17Km. In very hot conditions, the Irishwoman built up a lead of 30 seconds from Brown, Smekhnova and Waitz at 20Km.

The chasers, led by Waitz, closed thereafter and the Norwegian took over at around 33Km. A sub-17:00 5Km section gave Waitz a 25-second lead from Smekhnova at 35Km. At this point, Brown was third before being forced to drop out with a sore achilles. Meanwhile, Waitz speeded up. She clocked 16:22 for the 5Km section up to 40Km and entered the stadium three minutes clear. On finishing, she was immediately necklaced with a massive laurel wreath which she later placed carefully on the side of the track before starting a victory lap.

Smekhnova came into the stadium in second place, but was passed by Dickerson. European Champion Mota took fourth while fifth place went to Gareau, who ran an extra 120m round the track before realising she had already finished the race.

"It was the first time I've run a tactical race," said the winner, "and I liked it."

Waitz went on to take the 1984 Olympic silver medal and continued to run marathons in 1990, having forever established herself as a pioneering figure of women's distance running. The world of athletics sufferend a huge loss when on April 19, 2011, Grete Waitz (57) passed away after a six-year battle with cancer.

"One of the brightest flames of the modern athletics era has been extinguished but the heroic deeds of Grete Waitz will live on eternally," remarked IAAF President Lamine Diack.

Rome 1987

(Aug 29)

1,	Rosa Mota	POR	2:25:17
2,	Zoya Ivanova	URS	2:32:38
3,	Jocelyne Villeton	FRA	2:32:53
4,	Bente Moe	NOR	2:33:21
5,	Yelena Tsukhlo	URS	2:33:55
6,	Yekaterina Khramenkova	URS	2:34:23
7,	Nancy Ditz	USA	2:34:54
8,	Sinikka Keskitalo	FIN	2:35:16

9, Karolina Szabó HUN 2:36:18; 10, Miyuki Yamashita JPN 2:36:55; 11, Angie Pain GBR 2:38:12; 12, Antonella Bizioli ITA 2:38:52; 13, Mercedes Calleja ESP 2:38:58; 14, Uta Pippig GDR 2:39:30; 15, Agnès Pardaens BEL 2:39:52; 16, Odette Lapierre CAN 2:40:20; 17, Paula Fudge GBR 2:42:42; 18, Genovéva Eichemann SUI 2:43:07; 19, María Luisa Irizar ESP 2:43:54; 20, Emma Scaunich ITA 2:44:32; 21, Evy Palm SWE 2:44:41; 22, Véronique Marot GBR 2:45:02; 23, Gabriela Wolf FRG 2:45:13; 24, Christine Kennedy IRL 2:45:47; 25, Hazel Stewart NZL 2:48:41; 26, Eriko Asai JPN 2:48:44; 27, Marcianne Mukamurenzi RWA 2:49:38; 28, Rita Borralho POR 2:52:26; 29, Dorothy Goertzen CAN 2:53:11; 30, Lia Melis ARU 2:59:51; 31, Gina Coello HON 3:01:53; 32, María del Pilar Menendes GUA 3:16:20; 33, Julie Ogbourn GUM 3:30:56
Did not finish: Cathy Twomey USA, Lisa Martin AUS, Renata Kokowska POL, Susan Stone CAN, Angelica de Almeida BRA, Kim Rosenquist USA, Maria Lelut FRA, Monika Schäfer FRG & Rita Marchisio ITA

The two-time European Champion Rota Mota ran perhaps her greatest ever race. In hot conditions (23°C, 73% humidity) and on a difficult course, the 29 year-old Portuguese clocked the second-fastest ever time for a women-only race.

Mota led as the runners left the stadium and continued to pull away. At 15k she was more than one minute up on the pack. She passed halfway in 71:54. Ivanova led the chasing pack at this point and held on for the silver medal, more than seven minutes behind Mota.

Tokyo 1991

(Aug 25)

1,	Wanda Panfil	POL	2:29:53
2,	Sachiko Yamashita	JPN	2:29:57
3,	Katrin Dörre	GER	2:30:10
4,	Yuko Arimori	JPN	2:31:08
5,	Maria Rebelo	FRA	2:32:05
6,	Kamila Gradus	POL	2:32:09
7,	Manuela Machado	POR	2:32:33
8,	Ramilya Burangulova	URS	2:33:00

9, Iris Biba GER 2:33:48; 10, Sally Ellis GBR 2:35:09; 11, Sally Eastall GBR 2:36:16; 12, Kumi Araki JPN 2:38:27; 13, Joy Smith USA 2:39:16; 14, Maria Trujillo USA 2:39:28; 15, Fabiola Oppliger COL 2:41:51; 16, Sissel Grottenberg NOR 2:43:11; 17, Franziska Moser SUI 2:44:07; 18, Pascaline Wangui KEN 2:45:22; 19, Ena Guevara PER 2:48:53; 20, Françoise Bonnet FRA 2:48:57; 21, Lia Melis ARU 2:58:18; 22, Mandy Lo HKG 2:59:39; 23, Gina Coello HON 2:59:54; 24, Graciela Caizabanda ECU 3:00:03
Did not finish: Dorthe S. Rasmussen DEN, Ludmila Melicherová TCH, Véronique Marot GBR , Laura Fogli ITA, Anna Villani ITA, Tatyana Zuyeva URS, Isabel Canto GUA, Marcia Narloch BRA, Aurora Cunha POR, Sandra Natal DOM, Rosa Mota POR, Chen Qingmei CHN, Valentina Yegorova URS, Joke Kleyweg NED & Gordon Bloch USA

Rosa Mota's great winning sequence in championship marathons came to an end when she fell back from the leaders at 24Km and dropped out at 26Km with abdominal pains. The Portuguese had been one of 10 women clear by halfway, led by Gradus (74:49). At 25Km the leading group had shrunk to six with Dörre leading from another Pole, Panfil. After another 10Km, these two had dropped all but Yamashita. The Japanese tried to break away at 40Km, but she could not shake off Panfil, who took a winning lead in the final 1200m.

Yamashita held on for second to win her country's first ever World Championship medal.

Stuttgart 1993

(Aug 15)

1,	Junko Asari	JPN	2:30:03
2,	Manuela Machado	POR	2:30:54
3,	Tomoe Abe	JPN	2:31:01
4,	Ramilya Burangulova	RUS	2:33:03
5,	Madina Biktagirova	BLR	2:34:36
6,	Katrin Dörre	GER	2:35:20
7,	Frith van der Merwe	RSA	2:35:56
8,	Kim Jones	USA	2:36:33

9, Kamila Gradus POL 2:36:48; 10, Farida Sultanova RUS 2:37:59; 11, Akemi Matsuno JPN 2:38:04; 12, Maria Rebelo FRA 2:38:33; 13, Anna Rybicka POL 2:39:44; 14, Marion Sutton GBR 2:39:45; 15, Judit Nagy HUN 2:41:06; 16, Karen Macleod GBR 2:41:46; 17, Ana Isabel Alonso ESP 2:42:53; 18, Ritva Lemettinen FIN 2:45:05; 19, Jane Welzel USA 2:46:08; 20, Elena Javornik SLO 2:51:06; 21, Emperatriz Wilson CUB 2:54:11; 22, Su Tzu-Ning TPE 2:58:37; 23, Winnie Ng Lai Chu HKG 2:58:41
Did not finish: Danuta Bartoszek CAN, Gabrielle O'Rourke NZL, Anne Van Schuppen NED, Claudia Metzner GER, Birgit Jerschabek GER, Bettina Sabatini ITA, Rosanna Munerotto ITA, Rkia Maraoui MAR & Ma Liyan CHN
Did not start: Sally Eastall GBR

One day before China made such an impression on the Stuttgart World Championships, Japan had already shown the strength of Asian women distance runners by taking marathon gold and bronze.

After the USA's Kim Jones had led at halfway in 74:39, Machado made her bid, opening up a gap of 30m on Asari and Abe. The Portuguese continued to lead until 36Km, when Asari moved ahead. The Japanese drew clear to win comfortably. She entered the stadium with her sunglasses clipped to her running shorts.

The gallant Machado took the silver ahead of Abe. The two Japanese waited for their teammate Matsuno (11th) to finish before starting their victory lap.

Gothenburg 1995

(Aug 5) (Race was 400m short of marathon distance)

1,	Manuela Machado	POR	2:25:39
2,	Anuţa Cătună	ROU	2:26:25
3,	Ornella Ferrara	ITA	2:30:11
4,	Małgorzata Sobanska	POL	2:31:10
5,	Ritva Lemettinen	FIN	2:31:19
6,	Monica Pont	ESP	2:31:53
7,	Linda Somers	USA	2:32:12
8,	Sonja Krolik	GER	2:32:17

9, Sachiyo Seiyama JPN 2:33:07; 10, Lidia Simon ROU 2:33:18; 11, Miki Igarashi JPN 2:34:34; 12, Yukari Komatsu JPN 2:35:33; 13, Kirsi Rauta FIN 2:35:39; 14, Jane Salumäe EST 2:35:53; 15, Kerryn McCann AUS 2:36:29; 16, Kimberly Jones USA 2:37:06; 17, Ingmarie Nilsson SWE 2:37:17; 18, Susan Mahony AUS 2:37:38; 19, Fatuma Roba ETH 2:39:27; 20, Nelly Glauser SUI 2:40:42; 21, María Luisa Muñoz ESP 2:41:37; 22, Trudi Thomson GBR 2:41:42; 23, Judit Nagy HUN 2:42:03; 24, Larisa Zyusko RUS 2:42:12; 25, Cathy Shum IRL 2:43:20; 26, Nurten Taşdemir TUR 2:44:36; 27, Aura Buia ROU 2:45:13; 28, Alison Rose GBR 2:45:52; 29, Nyla Carroll NZL 2:50:25; 30, Winnie Ng Lai Chu HKG 3:01:08; 31, Isabel Tum GUA 3:02:02; 32, Gilda Méndez PAN 3:05:00

Did not finish: Dorthe Rasmussen DEN, Birgit Jerschabek GER, Nadia Prasad FRA, Carole Rouillard CAN, Guadalupe Loma MEX, Angelina Kanana KEN, Anita Haakenstad NOR, Rocio Rios ESP, Nadezhda Ilyina RUS, Marina Belyayeva RUS & Elaine Van Blunk USA

Did not start: Janet Mayal BRA

The first of the Gothenburg titles was won in impressive style by the European Champion Machado, who ran brilliantly when the temperature was 24°C in the shade. Machado and World Cup winner Cătună were among the leading group of eight at around 15Km. The pair started to draw clear at 18Km and by 25Km had opened up a 90-second lead. At 30Km, Machado broke clear decisively.

The winning time of 2:25:39 was impressive in the conditions. However, late in the evening it was revealed that the race was short by 400m.

"The runners were supposed to run four laps before leaving the stadium but instead ran three," explained Competition Director Carl-Gustav Tollemar. "This means they only ran 41,795m in total. I deeply regret this unfortunate mistake which will not affect the final placings." This error was not noticed until after the end of the race.

The woman to suffer most from the mistake was Sobanska, who eased off after thinking she had started too quickly. She finished strongly in fourth place and felt she might otherwise have had a chance to catch Ferrara.

"I never doubted myself," said Machado, who ran the second half of the race in 72:57. "I knew all along that I would win. When I woke up I felt perfect and my confidence only got better." With an extra 400m her time would have been in the region of 2:27:00 compared with her personal best of 2:27:42.

Athens 1997

(Aug 9)

1,	Hiromi Suzuki	JPN	2:29:48
2,	Manuela Machado	POR	2:31:12
3,	Lidia Simon	ROU	2:31:55
4,	Takako Tobise	JPN	2:32:18
5,	Ornella Ferrara	ITA	2:33:10
6,	Iris Biba	GER	2:34:06
7,	Sonja Oberem	GER	2:35:28
8,	Franziska Rochat-Moser	SUI	2:36:16

9, Yelena Razdrogina RUS 2:36:37; 10, Nobuko Fujimura JPN 2:36:51; 11, Anuţa Cătună ROU 2:38:38; 12, Maria Polizou GRE 2:39:10; 13, Franca Fiacconi ITA 2:39:53; 14, Christine Mallo FRA 2:40:55; 15, Elfenesh Alemu ETH 2:41:00; 16, Grete Kirkeberg NOR 2:41:05; 17, Maryse Le Gallo FRA 2:41:08; 18, Aurica Buia ROU 2:41:45; 19, Mariko Hara JPN 2:42:00; 20, Heather Turland AUS 2:42:12; 21, Rocío Ríos ESP 2:42:18; 22, Judit Földingné-Nagy HUN 2:42:21; 23, Angharad Mair GBR 2:42:31; 24, Laura Fogli ITA 2:43:28; 25, Cheryl Collins USA 2:43:42; 26, Olga Yudenkova BLR 2:43:47; 27, Anna Villani ITA 2:43:58; 28, Sally Goldsmith GBR 2:44:20; 29, Tomoe Abe JPN 2:45:19; 30, Nuta Olaru ROU 2:47:12; 31, Yelena Vinnitskaya BLR 2:47:57; 32, Manuela Veith GER 2:48:45; 33, Aslefach Assefa ETH 2:48:54; 34, Evelyne Mura FRA 2:48:57; 35, Danielle Sanderson GBR 2:49:03; 36, Julia Kirtland USA 2:49:43; 37, Anfisa Kosachova RUS 2:50:29; 38, Grace de Oliveira RSA 2:50:36; 39, Gaëlle Houitte FRA 2:50:38; 40, Jeanne Peterson USA 2:51:59; 41, Irina Timofeyeva RUS 2:53:01; 42, Panayiota Nikolakopoulou GRE 2:54:03; 43, Lo Ma-Yi HKG 2:54:59; 44, Alemitu Bekele ETH 2:55:06; 45, Yeoryia Ambatzidou GRE 2:56:58; 46, Marisol Vargas MEX 2:58:22; 47, Carolyn Hunter-Rowe GBR 3:01:01; 48, May Allison CAN 3:01:26; 49, Danuta Bartoszek CAN 3:01:30;
50, Rita Toto RSA 3:04:05; 51, Rosa Salinas MEX 3:12:55; 52, Gina Coello HON 3:17:33; 53, Alexandra DeSnoo ARU 3:22:08; 54, Guylsara Dadabayeva TJK 3:30:45

Did not finish: Nicole Carroll AUS, Galina Baruk BLR, Yelena Mazovka BLR, Flor Venegas CHI, Jane Salumäe EST, Gadisay Edato ETH, Fatuma Roba ETH, Josette Colomb-Janin FRA, Birgit Jerschabek GER, Paraskevi Kastriti GRE, Hrisoula Souma GRE, Sonia Maccioni ITA, Angelina Pitso LES, Lucía Rendón MEX, Maria Elena Reyna MEX, Anita Håkenstad NOR, Rosa Oliveira POR, Alina Tecuta ROU, Alina Ivanova RUS, Mary Alico USA & Patty Valadka USA

The race was expected to be a duel between defending champion Machado and Olympic gold medallist Roba but the Ethiopian, leader at halfway in 1:15:42, was reduced by injury to a walk shortly afterwards and failed to finish. The Portuguese had to settle for a distant second place, the outstanding winner being Japanese 10,000m record holder Suzuki, who was contesting only her third marathon after having placed second both in Osaka in 1996 (2:26:27) and in Nagoya earlier in 1997 (2:29:36). She broke away in the 28th kilometre and despite the hot weather and a tough course she covered the first half in 1:15:46 and the second in 1:14:02 to win by some 400m and lead Japan to World Cup team victory. Although violently sick during the race, Simon moved into third place at 39Km.

IAAF World Marathon Cup (5 to run, 3 to score)

1,	Japan	7:38:57
2,	Romania	7:52:18
3,	Italy	7:56:31
4,	Germany	7:58:19
5,	France	8:11:00
6,	Great Britain & NI	8:15:54
7,	Russia	8:20:07
8,	Ethiopia	8:25:00

9, United States 8:25:54; 10, Greece 8:30:11

Seville 1999

(Aug 29)

1,	Jong Song-ok	PRK	2:26:59
2,	Ari Ichihashi	JPN	2:27:02
3,	Lidia Simon	ROU	2:27:41
4,	Fatuma Roba	ETH	2:28:04
5,	Elfenesh Alemu	ETH	2:28:52
6,	Sonja Oberem	GER	2:28:55
7,	Manuela Machado	POR	2:29:11
8,	Kayoko Obata	JPN	2:29:11

9, Claudia Dreher GER 2:29:22; 10, Kim Chang-Ok PRK 2:29:26; 11, Esther Wanjiru KEN 2:29:36; 12, Sun Yingjie CHN 2:30:12; 13, Florina Pana ROU 2:30:28; 14, Firiya Zhdanova RUS 2:30:45; 15, Ana Isabel Alonso ESP 2:31:38; 16, Junko Asari JPN 2:31:39; 17, Mayumi Ichikawa JPN 2:32:01; 18, Marie Söderström-Lundberg SWE 2:35:25; 19, Constantina Dita ROU 2:36:28; 20, Silvana Trampuz AUS 2:36:49; 21, Mónica Pont ESP 2:36:57; 22, Manuela Veith GER 2:37:24; 23, Kerryn McCann AUS 2:38:31; 24, Anke Laws GER 2:38:57; 25, Alina Gherasim ROU 2:39:29; 26, Gadisse Edeto ETH 2:40:03; 27, Elizabeth Mongudhi NAM 2:40:07; 28, Angelines Rodríguez ESP 2:40:10; 29, Zinaida Semyonova RUS 2:41:33; 30, Jane Salumäe EST 2:41:50; 31, Fátima Silva POR 2:42:55; 32, Marie Boyd USA 2:44:16; 33, Maria Luisa Muñoz ESP 2:45:00; 34, Lete Yesus Berehe ETH 2:45:28; 35, Maria Trujillo USA 2:46:36; 36, Mary Lynn Currier USA 2:48:05; 37, Mimi Corcoran USA 2:49:21; 38, Cindy Keeler USA 2:53:04; 39, Sarah Mahlangu RSA 2:54:12; 40, Anna Markelova TKM 2:58:04; 41, Gina Coello HON 2:58:11; 42, Guylsara Dadabayeva TJK 3:23:01

Did not finish: Nicole Carroll AUS, Heather Turland AUS, Abeba Tola ETH, Christine Mallo FRA, María Polízou GRE, Anuţa Cătună ROU, Elizabeth McCaul RSA, Yelena Gundelakh RUS & Irina Timofeyeva RUS
Did not start: Naoko Takahashi

She never ran another marathon but by becoming the first North Korean to capture any world title Jong Song-ok created history in Seville. With a best time of 2:29:54 from 1996 she was not even the PRK's no. 1 in Seville, for Kim Chang-ok had run 2:27:02. Despite the temperature rising from 24ºC at the 9.05 am start to 32º by the finish, she clocked the startling national record time of 2:26:59 and won the closest World Championships marathon yet. With Naoko Takahashi out with a hip injury (on the morning of the race), Japanese hopes were pinned mainly on 1993 champion Asari but it was 21 year-old Ichihashi, whose previous best was 2:28:29, who fought it out for the gold, losing by just 3 seconds.

A pack of 15 reached halfway in 1:14:30 but after 2 hours of running only Ichihashi, Simon and Jong were able to stay with the Olympic Champion, Roba. Soon afterwards Roba burst away and it looked all over but with 4 kilometres to go she was caught by the two Asians, who battled to the finish, and was later overtaken also by Simon. The second half was completed by the winner in 1:12:29, amazing running in the conditions. Japan comfortably won the World Cup team contest held in conjunction.

IAAF World Marathon Cup (5 to run, 3 to score)

1,	Japan	7:27:52
2,	Romania	7:34:37
3,	Germany	7:35:41
4,	Ethiopia	7:36:59
5,	Spain	7:48:45
6,	United States	8:18:57

Edmonton 2001

(Aug 12)

1,	Lidia Simon	ROU	2:26:01
2,	Reiko Tosa	JPN	2:26:06
3,	Svetlana Zakharova	RUS	2:26:18
4,	Yoko Shibui	JPN	2:26:33
5,	Sonja Oberem	GER	2:28:17
6,	Florence Barsosio	KEN	2:28:36
7,	Shitaye Gemechu	ETH	2:28:40
8,	Lyubov Morgunova	RUS	2:28:54

9, Kazumi Matsuo JPN 2:29:57; 10, Constantina Dita ROU 2:30:38; 11, Irina Timofeyeva RUS 2:30:48; 12, Firiya Sultanova-Zhdanova RUS 2:30:58; 13, Fatuma Roba ETH 2:31:10; 14, Ornella Ferrara ITA 2:32:45; 15, Nuta Olaru ROU 2:33:05; 16, Yun Sun-Sook KOR 2:33:09; 17, Bruna Genovese ITA 2:33:13; 18, Marleen Renders BEL 2:33:25; 19, Meseret Kotu ETH 2:33:43; 20, Rosaria Console ITA 2:34:11; 21, Tiziana Alagia ITA 2:34:45; 22, Rie Matsuoka JPN 2:34:45; 23, Melanie Kraus GER 2:34:51; 24, Marie Söderstrom-Lundberg SWE 2:35:00; 25, María Abel ESP 2:35:09; 26, Sara Ferrari ITA 2:36:07; 27, Maria Luisa Lárraga ESP 2:36:20; 28, Marta Fernández ESP 2:37:09; 29, Griselda González ESP 2:37:52; 30, Alina Gherasim ROU 2:38:19; 31, Tadelech Birra ETH 2:39:10; 32, Jill Gaitenby USA 2:39:20; 33, Tina Connelly CAN 2:40:16; 34, Sandy Jacobson CAN 2:40:24; 35, Eva Sanz ESP 2:41:16; 36, Elizabeth Mongudhi NAM 2:42:23; 37, Takami Ominami JPN 2:42:25; 38, Isabelle Ledroit CAN 2:43:30; 39, Teresa Duffy IRL 2:43:33; 40, Susan Michelsson AUS 2:46:14; 41, Michelle Simonaitis USA 2:46:20; 42, Rosa Gutierrez USA 2:49:08; 43, Danuta Bartoszek CAN 2:50:06; 44, Tania Jones CAN 2:50:46; 45, Rachel Cook USA 2:53:21; 46, Guylsara Dadabayeva TJK 2:54:12; 47, Alexa Babakhanian ARM 2:56:57; 48, Magda Milady Castillo HON 2:57:17; 49, Margarita Conde GUA 3:03:03;
50, Angelina Cornelio GUA 3:12:21; 51, Herlinda Xol GUA 3:14:29; 52, Lindiwe Maziya SWZ 3:23:19
Did not finish: Elfnesh Alemu ETH, Zahia Dahmani FRA, Katrin Wessel GER, Cristina Pomacu ROU, Jennifer Tonkin USA & Irina Matrosova UZB

One of the most bemedalled women in World Championship marathoning and half-marathoning, Lidia Simon, finally won a gold medal on the last morning of action in Edmonton. It was another Romanian, Dita, who dominated the first half of the race which she covered in 72:17 to lead by almost two minutes. She was caught by a qualitative chasing pack after 32Km and soon Tosa was forcing the pace with only Simon, Shibui and Zakharova able to follow.

By 40Km, the race was down to Tosa and Simon. It looked as if the two might enter the stadium together before Simon surged ahead on the final approach. She ran her halves of the race in 74:08 and 71:53. Zakharova outran Shibui for the bronze. In fifth place, Sonja Oberem maintained her gradual progression at these championships. She had been eighth in 1995, seventh in 1997 and sixth in 1999!

IAAF World Marathon Cup (5 to run, 3 to score)

1,	Japan	7:22:36
2,	Russia	7:26:00
3,	Romania	7:29:44
4,	Ethiopia	7:33:33
5,	Italy	7:40:09
6,	Spain	7:48:38
7,	Canada	8:04:10
8,	United States	8:14:48

9, Guatemala 9:29:53

Paris 2003

(Aug 31)

1,	Catherine Ndereba	KEN	2:23:55
2,	Mizuki Noguchi	JPN	2:24:14
3,	Masako Chiba	JPN	2:25:09
4,	Naoko Sakamoto	JPN	2:25:25
5,	Bong-sil Ham	PRK	2:25:31
6,	Elfenesh Alemu	ETH	2:26:29
7,	Joyce Chepchumba	KEN	2:26:33
8,	Olivera Jevtić	SCG	2:26:49

9, Svetlana Zakharova RUS 2:26:53; 10, Shitaye Gemechu ETH 2:27:26; 11, Nuta Olaru ROU 2:28:24; 12, Zhang Shujing CHN 2:29:24; 13, Beatriz Ros ESP 2:29:25; 14, Li Helan CHN 2:29:46; 15, María Abel ESP 2:30:15; 16, Lena Gavelin SWE 2:30:39; 17, Stine Larsen NOR 2:30:44; 18, Luminita Talpos ROU 2:30:49; 19, Asha Gigi ETH 2:31:01; 20, Ulrike Maisch GER 2:31:21; 21, Rakiya Maraoui FRA 2:31:23; 22, Viktoriya Klimina RUS 2:31:45; 23, Annemette Jensen DEN 2:31:55; 24, Ri Kum-Sil PRK 2:32:08; 25, Larisa Zyusko RUS 2:32:26; 26, Marie Söderström-Lundberg SWE 2:32:27; 27, Takami Ominami JPN 2:32:31; 28, Sandy Jacobson CAN 2:33:51; 29, Kim Jong-Sun PRK 2:34:12; 30, Meseret Kotu ETH 2:34:19; 31, Teresa Pulido ESP 2:34:37; 32, Simona Staicu HUN 2:34:51; 33, Jill Gaitenby USA 2:34:54; 34, Fatima Yvelain FRA 2:36:20; 35, Kenza Wahbi MAR 2:36:29; 36, Jin Li CHN 2:37:10; 37, Linda Somers Smith USA 2:37:14; 38, Svetlana Demidenko RUS 2:37:19; 39, Jo Lodge GBR 2:37:56; 40, Irina Timofeyeva RUS 2:38:06; 41, Lucilla Andreucci ITA 2:38:22; 42, Gloria Marconi ITA 2:38:26; 43, Giovanna Volpato ITA 2:38:38; 44, Nadia Ejjafini BRN 2:38:39; 45, Aurica Buia ROU 2:39:04; 46, Worknesh Tola ETH 2:39:25; 47, Jane Salumäe EST 2:39:36; 48, Zahia Dahmani FRA 2:40:34; 49, Banuelia Mrashani TAN 2:40:45; 50, Fátima Silva POR 2:40:59;
51, Mihaela Botezan ROU 2:41:13; 52, Hanan Fahroun MAR 2:42:56; 53, Choi Kyung-hee KOR 2:43:38; 54, Hafida Gadi FRA 2:45:53; 55, Tamara Lave USA 2:46:22; 56, Yong Ok Jong PRK 2:50:21; 57, Epiphanie Nyirabarame RWA 2:54:16; 58, Simona Viola ITA 2:54:27; 59, Kelly Keane USA 2:55:26; 60, Sophie Gardon PYF 3:00:53; 61, Priscilla Mamba SWZ 3:18:35; 62, Sonia Lopes CPV 3:21:59
Did not finish: Fatima Hajjami FRA, Rie Matsuoka JPN, Rosaria Console ITA, Beatrice Omwanza KEN, Constantina Tomescu-Dita ROU & Sylvia Mosqueda USA

Ndereba had run 14 successive marathons at 2:28:02 or quicker including a world best of 2:18:47 in 2001. Paris was her first championship marathon and she ran with caution in the first half, dropping behind the pack because she felt she might be tripped. Tomescu-Dita raced with the opposite tactics, and tried to run away from the field as she did in Edmonton. She got as far ahead as 30 seconds or so at 5K, but later fell back and dropped out.

The lead pack were 18-strong at halfway (72:46). After another 10K at a similar pace only one woman (Salumäe) lost contact. Then Ndereba made her move, running the 5Km to 35Km in 16:46. Only the Japanese trio – led by Noguchi – and Ham Bong-sil of North Korea could remain in range as Ndereba clocked 15:58 for the next segment, At 40Km Noguchi was 100m back, about 250m ahead of her teammates. The Kenyan kept almost all of this advantage to the finish and won in 2:23:55. As with the men's race in Paris, this was the fastest ever championship or summer marathon. It was also Kenya's first gold medal of the week.

Noguchi claimed the silver medal and led Japan to victory in the World Cup. Significantly, she also gained selection for the Olympic marathon, which one year later in Athens she would win from Ndereba.

IAAF World Marathon Cup (5 to run, 3 to score)

1,	Japan	7:14:48
2,	Ethiopia	7:24:56
3,	Russia	7:31:04
4,	DPR of Korea	7:31:51
5,	Spain	7:34:17
6,	PR of China	7:36:20
7,	Romania	7:38:17
8,	France	7:48:17

9, Italy 7:55:26; 10, United States 7:58:20

Helsinki 2005

(Aug 14)

1,	Paula Radcliffe	GBR	2:20:57
2,	Catherine Ndereba	KEN	2:22:01
3,	Constantina Tomescu-Dita	ROU	2:23:19
4,	Derartu Tulu	ETH	2:23:30
5,	Zhou Chunxiu	CHN	2:24:12
6,	Yumiko Hara	JPN	2:24:20
7,	Rita Jeptoo	KEN	2:24:22
8,	Harumi Hiroyama	JPN	2:25:46

9, Helen Kimutai KEN 2:26:14; 10, Megumi Oshima JPN 2:26:29; 11, Madai Pérez MEX 2:26:50; 12, Galina Karnatsevich BLR 2:27:14; 13, Dorota Gruca POL 2:27:46; 14, Yong Ok Jong PRK 2:29:43; 15, Mari Ozaki JPN 2:30:28; 16, Asha Gigi ETH 2:30:38; 17, Ryoko Eda JPN 2:31:16; 18, Mara Yamauchi GBR 2:31:26; 19, Rosaria Console ITA 2:32:47; 20, Alina Ivanova RUS 2:32:53; 21, Aurica Buia ROU 2:33:20; 22, Shitaye Gemechu ETH 2:34:01; 23, Oh Song Suk PRK 2:34:07; 24, Gum Hwa Ryang PRK 2:34:35; 25, Hayley Haining GBR 2:34:41; 26, Turena Johnson Lane USA 2:34:43; 27, Anna Pichrtová CZE 2:34:45; 28, Kirsten Otterbu NOR 2:35:08; 29, Beatrice Omwanza KEN 2:35:48; 30, Jill Boaz USA 2:36:29; 31, Isabel Eizmendi ESP 2:36:41; 32, Ana Dias POR 2:36:50; 33, Shireen Crumpton NZL 2:37:03; 34, Irina Permitina RUS 2:38:16; 35, Emily Levan USA 2:38:32; 36, Jenny Crain USA 2:39:02; 37, Dire Tune ETH 2:39:13; 38, Nadezhda Wijenberg NED 2:39:36; 39, Liza Hunter-Galvan NZL 2:39:47; 40, Tegla Loroupe KEN 2:39:58; 41, Nadia Ejjafini BRN 2:41:51; 42, Maija Oravamäki FIN 2:43:31; 43, Clarisse Rasoarizay MAD 2:43:58; 44, Oh Jung-Hee KOR 2:47:42; 45, Rebecca Moore NZL 2:50:36; 46, Epiphanie Nyirabarame RWA 2:52:11; 47, Hafida Narmouch MAR 2:52:41; 48, Mulu Seboka ETH 2:53:08; 49, Nili Avramski ISR 2:54:08; 50, Mary Akor USA 2:57:18; 51, Mamokete Lechela LES 3:03:26

Did not finish: Debbie Mason GBR, Kenza Wahbi MAR, Fabiola William John TAN, Kay Ulrich NZL, Nuta Olaru ROU, Zhor El Kamch MAR

Having competed in seven global championships with just one medal (silver in the 1999 world 10,000m) Paula Radcliffe was regarded as a less than able big-time competitor. As was her wont she went to the front immediately, and only Ndereba, Tomescu-Dita and Kimutai took up the challenge. In cool but wet conditions Radcliffe comfortably passed 10Km in 33:23, 20Km in 66:16 and reached halfway in 69:49 with a 15m gap to the chasing trio, and a further 30 seconds to Zhou. At 30Km Radcliffe (1:39:22) was 11 seconds clear of Tomescu-Dita, with Ndereba five seconds further back, nearly a minute ahead of Kimutai. By 40Km Radcliffe was 47 seconds clear, and she finished 1:04 ahead of Ndereba, and Tomescu-Dita, fading fast, held on to beat Tulu for the bronze medal. Radcliffe summed it up – "it is right up there with running the world record. I've shown I can win major titles as well."

IAAF World Marathon Cup (5 to run, 3 to score)

1,	Kenya	7:12:37
2,	Japan	7:16:35
3,	Great Britain & NI	7:27:04
4,	Ethiopia	7:28:09
5,	DPR of Korea	7:38:25
6,	United States	7:49:44
7,	New Zealand	8:07:26

Osaka 2007

(Sep 2)

1,	Catherine Ndereba	KEN	2:30:37
2,	Zhou Chunxiu	CHN	2:30:45
3,	Reiko Tosa	JPN	2:30:55
4,	Zhu Xiaolin	CHN	2:31:21
5,	Lidia Simon	ROU	2:31:26
6,	Kiyoko Shimahara	JPN	2:31:40
7,	Rita Jeptoo	KEN	2:32:03
8,	Edith Masai	KEN	2:32:22

9, Mara Yamauchi GBR 2:32:55; 10, Lyubov Morgunova RUS 2:33:41; 11, Zhang Shujing CHN 2:33:46; 12, Gulnara Vygovskaya RUS 2:33:57; 13, Nina Rillstone NZL 2:33:58; 14, Mari Ozaki JPN 2:35:04; 15, Madaí Pérez MEX 2:35:17; 16, Souad Aït Salem ALG 2:35:29; 17, Anna Incerti ITA 2:36:36; 18, Yumiko Hara JPN 2:36:40; 19, Tracey Morris GBR 2:36:40; 20, Melanie Kraus GER 2:37:20; 21, Sun Weiwei CHN 2:37:53; 22, Magarsa Assale Tafa ETH 2:38:01; 23, Yasuko Hashimoto JPN 2:38:36; 24, Rose Cheruiyot KEN 2:38:56; 25, Hellen Kimutai KEN 2:39:14; 26, Deborah Toniolo ITA 2:39:46; 27, Anna Rahm SWE 2:41:15; 28, Alina Gherasim ROU 2:41:40; 29, Kirsten Melkevik Otterbu NOR 2:41:57; 30, Helena Javornik SLO 2:42:03; 31, Ann Alyanak USA 2:42:23; 32, Nailiya Yulamanova RUS 2:42:56; 33, Zivile Balciunaité LTU 2:43:28; 34, Tabitha Tsatsa ZIM 2:44:20; 35, Zoila Gómez USA 2:44:49; 36, Analía Rosa POR 2:45:38; 37, Wei Yanan CHN 2:45:50; 38, Dana Coons USA 2:46:12; 39, Annemette Aagaard DEN 2:46:22; 40, Bahar Dogan TUR 2:46:25; 41, Nili Abramski ISR 2:46:27; 42, Mary Akor USA 2:47:06; 43, Susanne Hahn GER 2:47:29; 44, Lim Kyung-Hee KOR 2:49:30; 45, Chae Eun-Hee KOR 2:50:26; 46, Eléni Dónda GRE 2:50:59; 47, Zekiros Adanech ETH 2:54:00; 48, Lucilla Andreucci ITA 2:56:19; 49, Samia Akbar USA 2:56:27; 50, Yeoryía Abatzídou GRE 2:59:22; 51, Patricia Gauquelin PYF 3:03:08; 52, Luvsanlkhundeg Otgonbayar MGL 3:04:59; 53, Kerstin Metzler-Mennenga LIE 3:11:45; 54, Tanith Maxwell RSA 3:14:56; 55, Poppy Mlambo RSA 3:23:55; 56, Robe Tola ETH 3:26:45; 57, Melissa Henderson BIZ 3:52:35

Did not finish: Lucia Kimani BIH; Lioudmila Kortchaguina CAN; Dire Tune ETH; Domingas Embana Togna GBS; Giovanna Volpato ITA; Angélica Sánchez MEX; Nuta Olaru ROU; Luminita Talpos ROU; Galina Bogomolova RUS

The searing (32°C) heat ensured that this was the slowest ever women's World Championship marathon, with Ndereba running seven minutes outside her winning time of 2003. The halfway point was reached in 76:33 with almost half the 66-strong field still in contact. The pace increased slightly, and the 5Km section from 35Km to 40Km was the fastest of the race, taking 17:05 (2:24 pace), with Zhou, Zhu and Ndereba level, and Tosa two seconds behind. Ndereba then drew away from Zhou, to become the first woman to regain a world marathon title, while Zhu quickly lost ground, leaving Tosa to claim the bronze medal and gain automatic Olympic selection for Japan. "If I had been able to run naked I would have," set the winner in reference to the conditions.

Kenya won the World Cup title, although Japan had been in the lead until Hara, suffering in the heat, slipped back to 16th place. The 2005 champion Radcliffe was not recovered after having given birth in January.

IAAF World Marathon Cup (5 to run, 3 to score)

1,	Kenya	7:35:02
2,	PR of China	7:35:52
3,	Japan	7:37:39
4,	Russia	7:50:34
5,	Italy	8:12:41
6,	United States	8:13:24
7,	Ethiopia	8:58:46

Berlin 2009

(Aug 23)

1,	Bai Xue	CHN	2:25:15
2,	Yoshimi Ozaki	JPN	2:25:25
3,	Aselefech Mergia	ETH	2:25:32
4,	Zhou Chunxiu	CHN	2:25:39
5,	Zhu Xiaolin	CHN	2:26:08
6,	Marisa Barros	POR	2:26:50
7,	Yuri Kano	JPN	2:26:57
8,	Nailiya Yulamanova	RUS	2:27:08

9, Alevtina Biktimirova RUS 2:27:39; 10, Kara Goucher USA 2:27:48; 11, Desireé Davila USA 2:27:53; 12, Julia Mombi KEN 2:28:59; 13, Sun Weiwei CHN 2:29:39; 14, Yoshiko Fujinaga JPN 2:29:53; 15, Svetlana Zakharova RUS 2:29:55; 16, Bezunesh Bekele ETH 2:30:03; 17, Sabrina Mockenhaupt GER 2:30:07; 18, Lisa Weightman AUS 2:30:42; 19, Živilé Balciūnaité LTU 2:31:06; 20, Kim Kum-Ok PRK 2:31:24; 21, Irene Limika KEN 2:31:29; 22, Lidia Simon ROU 2:32:03; 23, Dire Tune ETH 2:32:42; 24, Beata Naigambo NAM 2:33:05; 25, Alessandra Aguilar ESP 2:33:38; 26, Epiphanie Nyirabarame RWA 2:33:59; 27, Atsede Baysa ETH 2:36:04; 28, Tera Moody USA 2:36:39; 29, Olga Glok RUS 2:36:57; 30, Paige Higgins USA 2:37:11; 31, Yukiko Akaba JPN 2:37:43; 32, Lyubov Morgunova RUS 2:38:23; 33,

Jong Yong-Ok PRK 2:38:29; 34, Susanne Hahn GER 2:38:39; 35, Mary Davies NZL 2:38:48; 36, Tara Quinn CAN 2:39:19; 37, Risper Kimaiyo KEN 2:39:23; 38, Patrizia Morceli SUI 2:39:37; 39, Yun Sun Suk KOR 2:39:56; 40, Judith Ramírez MEX 2:40:18; 41, Fiona Docherty NZL 2:40:18; 42, Pyo Un Suk PRK 2:40:39; 43, Adriana da Silva BRA 2:40:54; 44, Shireen Crumpton NZL 2:41:31; 45, Tannitha Maxwell RSA 2:41:48; 46, Annemette Aagaard DEN 2:42:03; 47, Martha Komu KEN 2:42:14; 48, Kim Chol-Sun PRK 2:42:18; 49, Patricia Lossouarn FRA 2:42:40; 50, Laurence Klein FRA 2:42:47; 51, Zoila Gómez USA 2:42:49; 52, Renalda Kergyte LTU 2:45:28; 53, Park Ho-Sun KOR 2:47:16; 54, Stephanie Briand FRA 2:48:16; 55, Yamna Oubouhou FRA 2:50:02; 56, Helalia Johannes NAM 2:50:19; 57, Sandra Ruales ECU 2:50:36; 58, Jane Suuto UGA 2:52:44; 59, Cécile Moynot FRA 2:54:21; 60, Nuta Olaru ROU 3:00:59

Did not finish: Maria Baldaia BRA, Robe Guta ETH, Ulrike Maisch GER, Luminita Zaituc GER, Yeoryía Abatzídou GRE, Helena Loshanyang Kirop KEN, Victoria Poludina KGZ, Lee Sun-young KOR, Dulce María Rodríguez MEX & Luvsanlkhundeg Otgonbayar MGL; Magdaliní Gazéa GRE DQ (r240.8.e)

The local favourite Irina Mikitenko did not start due to a family bereavement, while another very late withdrawal was 2005 champion Radcliffe who apparently had not sufficiently recovered from bunion surgery. The pace was cautious, with 10Km reached in 35:03 and halfway in 73:39 when there were 24 in the leading group. Although the third 10Km (34:49) was five seconds slower than the preceding 10Km, the lead group was halved. At 35Km there were just three at the head of the field, and Xue made her bid just after 40Km (2:18:10). Mergia soon dropped back, while Ozaki only faded in the last kilometre. Xue crossed the line under than Brandenburg Gate to become the youngest athlete (20 years 253 days) ever to win a medal in the event. She led China to an easy team win over Japan.

"When I came here I did not think at all that I could win the gold medal," said Xue.

IAAF World Marathon Cup (5 to run, 3 to score)

1,	PR of China	7:17:02
2,	Japan	7:22:15
3,	Russia	7:24:42
4,	Ethiopia	7:28:17
5,	United States	7:32:20
6,	Kenya	7:39:51
7,	PR of Korea	7:50:32
8,	New Zealand	8:00:37

9, France 8:13:43

MARATHON

Multiple Medallists:

3	Manuela Machado	POR	93-2, 95-1, 97-2
	Lidia Simon	ROU	97-3, 99-3, 01-1
	Catherine Ndereba	KEN	03-1, 05-2, 07-1
2	Reiko Tosa	JPN	01-2, 07-3

Most Placings in Top Elght:

5	Machado		91-7, 93-2, 95-1, 97-2, 99-7
4	Sonja Krolik/Oberem	GER	95-8, 97-7, 99-6, 01-5
	Simon		97-3, 99-3, 01-1, 07-5

Most Appearances:

6	Simon		95-10, 97-3, 99-3, 01-1, 07-5, 09-22
	Nuta Olaru	ROU	97-30, 01-15, 03-11, 05-dnf, 07-dnf, 09-60
5	Machado		

National Placings:

	1	2	3	4	5	6	7	8	Points
JPN	2	5	3	4	-	2	1	2	99
POR	2	2	-	1	-	1	2	-	42
ROU	1	1	3	-	1	-	-	-	37
KEN	2	1	-	-	-	1	3	1	33
CHN	1	1	-	2	2	-	-	-	33
ETH	-	-	1	2	1	1	1	-	25
GER	-	-	1	-	1	3	1	1	22
URS	-	1	1	-	1	1	-	1	21
POL	1	-	-	1	-	1	-	-	16
NOR	1	-	-	1	-	-	-	-	13
RUS	-	-	1	1	-	-	-	2	13
ITA	-	-	1	-	1	1	-	-	13
PRK	1	-	-	-	1	-	-	-	12
USA	-	1	-	-	-	-	2	1	12

Marathon, continued

	1	2	3	4	5	6	7	8	Points
FRA	-	-	1	-	1	-	-	-	10
GBR	1	-	-	-	-	-	-	-	8
FIN	-	-	-	-	1	-	-	2	6
BLR	-	-	-	-	1	-	-	-	4
CAN	-	-	-	-	1	-	-	-	4
ESP	-	-	-	-	-	1	-	-	3
IRL	-	-	-	-	-	-	1	-	2
RSA	-	-	-	-	-	-	1	-	2
SCG	-	-	-	-	-	-	-	1	1
SUI	-	-	-	-	-	-	-	1	1
Totals	**12**	**12**	**12**	**12**	**12**	**12**	**12**	**12**	**432**

3000 Metres Steeplechase — Helsinki 2005

Final (Aug 8)

1,	Dorcus Inzikuru	UGA	9:18.24
2,	Yekaterina Volkova	RUS	9:20.49
3,	Jeruto Kiptum	KEN	9:26.95
4,	Korene Hinds	JAM	9:33.30
5,	Salome Chepchumba	KEN	9:37.39
6,	Yelena Zadorozhnaya	RUS	9:37.91
7,	Cristina Casandra	ROU	9:39.52
8,	Mardrea Hyman	JAM	9:39.66

9, Elizabeth Jackson USA 9:46.72; 10, Bouchra Chaabi MAR 9:47.62; 11, Yamina Bouchaouante FRA 9:48.48; 12, Minori Hayakari JPN 9:48.97; 13, Inês Monteiro POR 9:50.35; 14, Wioletta Janowska POL 10:00.03; 15, Carrie Messner USA 10:11.20

While Inzikiru, a steeplechase specialist, had the fastest time before Helsinki, Janowska, and particularly Zadorozhnaya, were good flat runners thought to have a good chance of triumphing in the first ever world women's steeplechase final. Inzikiru set a brave pace, and with a first kilometre of 2:57.98 only had her two principal rivals for company. Though the pace slowed to 6:05.20 at 2000m, Janowska was dropped, and shortly after Zadorozhnaya began to slip back, eventually fading to sixth. Inzikuru was never threatened, although Volkova closed to within 15m at the finish, and the Ugandan thus won her country's first-ever world gold.

First round (First 3 & 6 fastest to final) (Aug 6)

Heat 1: 1, Zadorozhnaya 9:32.96; 2, Hinds 9:36.76; 3, Chepchumba 9:39.27; 4, Hayakari 9:41.21; 5, Chaabi 9:41.82; 6, Lisa Galaviz USA 9:47.45; 7, Livia Tóth HUN 9:51.03; 8, Stephanie de Croock BEL 9:54.78; 9, Roisin Mcgettigan IRL 9:56.31; 10, Clarisse Cruz POR 10:06.96; 11, Andrea Mayr AUT 10:07.61; 12, Miranda Boonstra NED 10:09.91

Heat 2: 1, Janowska 9:35.66; 2, Hyman 9:38.75; 3, Messner 9:39.68; 4, Jackline Chemuok KEN 9:47.37; 5, Rasa Troup LTU 9:47.47; 6, Elodie Olivarès FRA 9:49.28; 7, Ida Nilsson SWE 9:56.17; 8, Natalya Izmodenova RUS 10:01.97; 9, Rosa Morató ESP 10:07.09; 10, Fatiha Bahi Azzouhoum ALG 10:07.39; 11, Dobrinka Shalamanova BUL 10:07.75; Anni Tuimala FIN DNF

Heat 3: 1, Inzikuru 9:27.85; 2, Kiptum 9:29.21; 3, Volkova 9:29.88; 4, Casandra 9:37.19; 5, Bouchaouante 9:42.18; 6, Jackson 9:45.24; 7, Monteiro 9:47.19; 8, Habiba Ghribi TUN 9:51.49; 9, Türkan Bozkurt TUR 9:56.61; 10, Valentina Gorpynich UKR 9:59.29; 11, Joanna Ankier GBR 10:12.50

Osaka 2007

Final (Aug 27)

1,	Yekaterina Volkova	RUS	9:06.57
2,	Tatyana Petrova	RUS	9:09.19
3,	Eunice Jepkorir	KEN	9:20.09
4,	Ruth Bisibori	KEN	9:25.25WJR
5,	Sophie Duarte	FRA	9:27.51
6,	Cristina Casandra	ROU	9:29.63
7,	Gulnara Galkina	RUS	9:30.24
8,	Rosa Morató	ESP	9:36.84

9, Hanane Ouhaddou MAR 9:37.87; 10, Roísín McGettigan IRL 9:39.80; 11, Veerle Dejaeghere BEL 9:40.10; 12, Fionnuala Britton IRL 9:48.09; 13, Sara Moreira POR 10:00.40; 14, Mardrea Hyman JAM 10:16.24; Wioletta Janowska POL DNF

Galkina, the world record holder, was the favourite, while Dorcus Inzikuru unable to defend her title. Galkina led through the first kilometre (3:00.35) in the final, but then inexplicably began to slip back.

Volkova took over the lead, and by 2Km (6:05.46) was almost 10m clear of Petrova and Jepkorir. She increased her lead by a couple of metres before the bell, and went away to win by nearly 20m from Petrova in the second fastest time ever. Jepkorir slipped back in the last lap, but easily held of Bisibori for the bronze. Volkova noted afterwards "Galkina is the best, there was something wrong with her today", and then correctly predicted "she [Samitova] will be the first one under nine minutes."

First round (First 4 & 3 fastest to final) (Aug 25)
Heat 1: 1, Jepkorir 9:32.27; 2, Petrova 9:38.80; 3, Dejaeghere 9:38.95; 4, McGettigan 9:39.41; 5, Hatti Dean GBR 9:43.23; 6, Mekdes Bekele ETH 9:50.12; 7, Jenny Barringer USA 9:51.04; 8, Zulema Fuentes-Pila ESP 9:55.62; 9, Dobrinka Shalamanova BUL 9:58.76; 10, Zenaide Vieira BRA 10:04.40; 11, Nataliya Tobias UKR 10:11.58; 12, Jin Yuan CHN 10:14.46; 13, Iríni Kokkinaríou GRE 10:19.62; 14, Tebogo Masehla RSA 10:41.02; 15, Kristine Eikrem Engeset NOR 10:56.45
Heat 2: 1, Morató 9:43.48; 2, Janowska 9:43.96; 3, Galkina 9:43.98; 4, Moreira 9:44.01; 5, Korene Hinds JAM 9:44.04; 6, Helen Clitheroe GBR 9:45.59; 7, Ancuţa Bobocel ROU 9:53.44; 8, Türkan Erişmiş TUR 9:54.77; 9, Karoline Bjerkeli Grøvdal NOR 9:56.41; 10, Lindsey Anderson USA 9:57.00; 11, Li Zhenzhu CHN 10:00.55; 12, Zemzem Ahmed ETH 10:07.77; 13, Élodie Olivarés FRA 10:08.39; 14, Andrea Mayr AUT 10:14.22; 15, Sabine Heitling BRA 10:19.57; Donna MacFarlane AUS, Sigrid Vanden Bempt BEL & Christin Johansson SWE DNF
Heat 3: 1, Casandra 9:29.39; 2, Volkova 9:30.00; 3, Ouhaddou 9:30.61; 4, Duarte 9:30.70; 5, Bisibori 9:31.20; 6, Hyman 9:42.23; 7, Britton 9:42.38; 8, Anna Willard USA 9:48.62; 9, Elena Romagnolo ITA 9:50.79; 10, Diana Martín ESP 9:53.88; 11, Katarzyna Kowalska POL 9:58.74; 12, Stephanie de Croock BEL 10:01.74; 13, Zhu Yanmei CHN 10:01.77; 14, Victoria Mitchell AUS 10:06.61; 15, Netsanet Achamo ETH 10:12.59; 16, Valentyna Horpynych UKR 10:13.87; 17, Silje Fjørtoft NOR 10:32.33; 18, Yoshika Tatsumi JPN 10:32.67

Berlin 2009

Final (Aug 17)

1,	Marta Domínguez	ESP	9:07.32
2,	Yuliya Zarudneva	RUS	9:08.39
3,	Milcah Chemos	KEN	9:08.57
4,	Gulnara Galkina	RUS	9:11.09
5,	Jenny Barringer	USA	9:12.50
6,	Habiba Ghribi	TUN	9:12.52
7,	Ruth Bisibori	KEN	9:13.16
8,	Gladys Kipkemboi	KEN	9:14.62

9, Antje Möldner GER 9:18.54; 10, Zemzem Ahmed ETH 9:22.64; 11, Jessica Augusto POR 9:25.25; 12, Katarzyna Kowalska POL 9:30.37; 13, Sofia Assefa ETH 9:31.29; 14, Eva Arias ESP 9:33.34; 15, Sophie Duarte FRA 9:33.85

The favourite Galkina, troubled by a knee injury, led from the gun and passed 1000m in 3:01.26. She continued in front but not at the searing pace she'd set at the Beijing Olympics when she broke the world record. The second kilometre was covered in 3:05.19. It was Zarudneva, not Galkina who proved to be the strongest Russian challenger. She led a group of seven at the bell and repelled a challenge from Ghribi to drop all but Domínguez until just before the final hurdle, when the Spaniard zipped by to win by 8m. It was a "the most important victory of my life," according to the winner, who had fallen while in medal contention at the 2008 Olympics.

Chemos – fifth at the final water-jump – closed drastically thereafter to almost deprive Zarudneva for the silver. She had ran her first steeplechase only four months earlier. Defending champion Volkova went out in the heats.

First round (First 4 & 3 fastest to final) (Aug 15)
Heat 1: 1, Galkina 9:17.67; 2, Möldner 9:21.73; 3, Assefa 9:22.63; 4, Chemos 9:23.87; 5, Arias 9:25.14; 6, Augusto 9:26.64; 7, Ancuţa Bobocel ROU 9:34.39; 8, Iríni Kokkinaríou GRE 9:35.61; 9, Yelena Sidorchenkova RUS 9:37.16; 10, Minori Hayakari JPN 9:39.28; 11, Lindsey Anderson USA 9:46.03; 12, Donna MacFarlane AUS 9:52.46; 13, Durka Mana SUD 9:52.90; 14, Elena Romagnolo ITA 9:56.61
Heat 2: 1, Ghribi 9:26.40; 2, Zarudneva 9:26.64; 3, Barringer 9:26.81; 4, Kowalska 9:26.93; 5, Bisibori 9:27.04; 6, Sara Moreira POR 9:28.64; 7, Korahubsh Itaa ETH 9:33.67; 8, Ulrika Johansson SWE 9:38.88; 9, Helen Clitheroe GBR 9:41.71; 10, Diana Martín ESP 9:42.39; 11, Élodie Olivarès FRA 9:43.83; 12, Sabine Heitling BRA 9:50.96; 13, Roisin McGettigan IRL 9:59.10; 14, Silje Fjørtoft NOR 10:01.04
Heat 3: 1, Ahmed 9:29.36; 2, Kipkemboi 9:29.36; 3, Duarte 9:34.08; 4, Domínguez 9:34.78; 5, Hanane Ouhaddou MAR 9:35.78; 6, Oxana Juravel MDA 9:36.63; 7, Ekaterina Volkova RUS 9:43.52; 8, Lívia Tóth HUN 9:45.14; 9, Sandra Eriksson FIN 9:46.62; 10, Karoline Bjerkeli Grøvdal NOR 9:48.47; 11, Cristina Casandra ROU 9:49.88; 12, Bridget Franek USA 9:50.02; 13, Asli Çakir TUR 10:06.64

3000 METRES STEEPLECHASE

Multiple Medallist:

2	Yekaterina Volkova	RUS	05-2, 07-1

Most Finals:

2	Mardrea Hyman	JAM	05-8, 07-14
	Wioletta Janowska	POL	05-14, 07-dnf
	Cristina Casandra	ROU	05-7, 07-6
	Volkova		
	Gulnara Samitova-Galkina	RUS	07-7, 09-4
	Sophie Duarte	FRA	07-5, 09-15
	Ruth Bisibori	KEN	07-4, 09-7

Most Appearances:

3	Minori Hayakari	JPN	05-12, 07-dnf/h1, 09-10h1
	Casandra		05-7, 07-6, 09-11h3
	Elodie Olivares	FRA	05-6h2, 07-13h2, 09-11h2
	Roisin McGettigan	IRL	05-9h1, 07-10, 09-13h2
	Volkova		05-2, 07-1, 09-7h3
2	29 women		

National Placings:

	1	2	3	4	5	6	7	8	Points
RUS	1	3	-	1	-	1	1	-	39
KEN	-	-	3	1	1	-	1	1	30
ESP	1	-	-	-	-	-	-	1	9
UGA	1	-	-	-	-	-	-	-	8
JAM	-	-	-	1	-	-	-	1	6
ROU	-	-	-	-	-	1	1	-	5
FRA	-	-	-	-	1	-	-	-	4
USA	-	-	-	-	1	-	-	-	4
TUN	-	-	-	-	-	1	-	-	3
Totals	**3**	**3**	**3**	**3**	**3**	**3**	**3**	**3**	**108**

100 Metres Hurdles — Helsinki 1983

Final (Aug 13) (2.4)

1,	Bettine Jahn	GDR	12.35w
2,	Kerstin Knabe	GDR	12.42
3,	Ginka Zagorcheva	BUL	12.62
4,	Natalya Petrova	URS	12.67
5,	Shirley Strong	GBR	12.78
6,	Yelena Biserova	URS	12.80
7,	Cornelia Riefstahl	GDR	12.94
8,	Benita Fitzgerald	USA	12.99

Windy conditions on the last days of the championships blew Bettine Jahn to history's fastest time but prevented the mark from being accepted as a record.

The 25 year-old GDR hurdler, only third in the previous year's European Championships, ran a perfect race from lane 1 to clock 12.35 – 0.01 quicker than the 1980 world record of Grażyna Rabsztyn. For a moment the stadium was celebrating the third world record of the championships. Then the following wind was confirmed as 2.4 metres per second. A strong second was Jahn's taller compatriot Knabe, who closed down on the leader over the last two hurdles.

First round (First 5 & 7 fastest to semi-finals) (Aug 12)
Heat 1: (0.8) 1, Knabe 13.03; 2, Machabey 13.15; 3, Denk 13.26; 4, Kameli 13.61; 5, Benserud 13.71; 6, Pandazi 13.90; 7, Dai 13.97
Heat 2: (2.1) 1, Zagorcheva 12.78w; 2, Biserova 12.91; 3, Savigny 13.21; 4, Stoica 13.24; 5, Boothe 13.46; 6, Capotosto 13.63; 7, Lin 14.25
Heat 3: (-3.1) 1, Strong 13.26; 2, Petrova 13.43; 3, Siska 13.60; 4, Fitzgerald 13.67; 5, Forgrave 13.83; 6, Nawal El Moutawakel MAR 14.85; 7, June Caddle BAR 14.89
Heat 4: (0.5) 1, Filsinger 13.04; 2, Riefstahl 13.07; 3, Nunn 13.26; 4, Nelson 13.66; 5, Sichlau 13.76; 6, Martínez 13.78; Candy Young USA DNF
Heat 5: (0.6) 1, Jahn 12.81; 2, Chardonnet 13.17; 3, Page 13.18; 4, Livermore 13.25; 5, Olijslager 13.26; 6, Sasaki 13.78; 7, Purho 14.23
Second round (First 4 to semi-finals) (Aug 12)
Heat 1: (1.4) 1, Knabe 12.83; 2, Livermore 13.22; 3, Nunn 13.23; 4, Filsinger 13.31; 5, Susan Kameli CAN 13.33; 6, Beatriz Capotosto ARG 13.60; 7, Elisabet Pandazi GRE 13.95; 8, Dai Jianhua CHN 14.07
Heat 2: (2.3) 1, Zagorcheva 12.66w; 2, Petrova 12.70; 3, Page 13.12; 4, Chardonnet 13.13; 5, Lorna Boothe GBR 13.29; 6, Heidi Benserud NOR 13.60; 7, Helle Sichlau DEN 13.73; Lin Yueh-Hsiang TPE DNS
Heat 3: (1.9) 1, Jahn 12.75; 2, Machabey 12.95; 3, Fitzgerald 13.15; 4, Siska 13.16; 5, Mihaela Stoica ROU 13.21; 6, Marjan Olijslager NED 13.30; 7, Sylvia Forgrave CAN 13.38; 8, Emi Sasaki JPN 13.73

Heat 4: (1.6) 1, Strong 12.91; 2, Biserova 12.94; 3, Riefstahl 12.96; 4, Denk 13.14; 5, Marie-Nöelle Savigny FRA 13.21; 6, Karen Nelson CAN 13.61; 7, María José Martínez ESP 13.80; 8, Saila Purho FIN 13.90
Semi-finals (First 4 to final) (Aug 13)
Heat 1: (0.7) 1, Zagorcheva 12.75; 2, Knabe 12.83; 3, Biserova 12.92; 4, Strong 12.99; 5, Michele Chardonnet FRA 13.13; 6, Pam Page USA 13.24; 7, Heike Filsinger FRG 13.42; 8, Xenia Siska HUN 13.68
Heat 2: (1.6) 1, Jahn 12.76; 2, Petrova 12.83; 3, Fitzgerald 12.96; 4, Riefstahl 13.00; 5, Laurence Machabey FRA 13.08; 6, Ulrike Denk FRG 13.16; 7, Judy Livermore GBR 13.30; 8, Glynis Nunn AUS 13.39

Rome 1987

Final (Sep 4) (-0.5)

1,	Ginka Zagorcheva	BUL	12.34
2,	Gloria Uibel	GDR	12.44
3,	Cornelia Oschkenat	GDR	12.46
4,	Yordanka Donkova	BUL	12.49
5,	Anne Piquereau	FRA	12.82
6,	Laurence Elloy	FRA	12.83
7,	Claudia Zaczkiewicz	FRG	12.98
8,	LaVonna Martin	USA	13.06

Yordanka Donkova, who set three world records in 1986, was left without a medal in a final which resembled a Bulgaria versus GDR international.

Donkova had been supplanted as world record holder by her teammate Zagorcheva, and it was she who dominated in the final. Donkova held second place briefly but was overtaken by the GDR pair of Uibel and Oschkenat.

First round (First 3 & 4 fastest to semi-finals) (Sep 3)
Heat 1: (-1.0) 1, Zagorcheva 12.51; 2, Piquereau 13.24; 3, López 13.24; 4, Heggli 13.32; 5, Wendy Jeal GBR 13.41; 6, Dinah Yankey GHA 13.90; 7, Helga Halldorsdóttir ISL 13.97
Heat 2: (0.8) 1, Donkova 12.97; 2, Colle 13.20; 3, Hightower 13.22; 4, Vallecilla 13.30; 5, Lesley-Ann Skeete GBR 13.40; 6, Tiina Lindgren FIN 13.76; 7, Chen Wen-Ing TPE 14.12
Heat 3: (-0.8) 1, Oschkenat 12.83; 2, Gunnell 13.02; 3, Martin 13.19; 4, Lombardo 13.25; 5, Karin Malmbratt SWE 13.43; 6, Karen Nelson CAN 13.60
Heat 4: (-1.6) 1, Uibel 12.81; 2, Elloy 13.08; 3, Zaczkiewicz 13.15; 4, Hunter 13.19; 5, Feng Yinghua CHN 13.85; 6, Sandra Tavares MEX 13.86
Semi-finals (First 4 to final) (Sep 4)
Heat 1: (-0.2) 1, Oschkenat 12.65; 2, Zagorcheva 12.75; 3, Martin 12.94; 4, Piquereau 12.95; 5, Florence Colle FRA 13.04; 6, Sally Gunnell GBR 13.06; 7, Rita Heggli SUI 13.20; 8, Nancy Vallecilla ECU 13.28
Heat 2: (-0.9) 1, Uibel 12.68; 2, Donkova 12.76; 3, Elloy 12.88; 4, Zaczkiewicz 13.01; 5, Stephanie Hightower USA 13.12; 6, Sophia Hunter USA 13.26; 7, Aliuska López CUB 13.31; 8, Patrizia Lombardo ITA 13.38

Tokyo 1991

Final (Aug 30) (-1.7)

				Reactions
1,	Lyudmila Narozhilenko	URS	12.59	0.147
2,	Gail Devers-Roberts	USA	12.63	0.148
3,	Natalya Grigoryeva	URS	12.69	0.162
4,	Monique Ewanjé-Epée	FRA	12.84	0.150
5,	Julie Baumann	SUI	12.88	0.152
6,	Florence Colle	FRA	13.01	0.165
7,	Aliuska López	CUB	13.06	0.168
8,	Kristin Patzwahl	GER	13.07	0.155

The event went to form when Lyudmila Narozhilenko added the world outdoor title to the one she had won indoors in March. The Soviet record holder (12.28) ran the fastest times in each of the rounds and took control of the final from the third hurdle.

It looked as if the USSR would also claim the silver, before Devers-Roberts surged at the end of the race. Her run represented a remarkable comeback. She had suffered from Graves' disease – a thyroid condition – which prevented her from competing in 1989 and 1990. Six months before the championships she was confined to her bed and almost had to have her feet amputated. She miraculously recovered and started training seriously in May.

The silver and bronze medallists of 1987, Siebert (née Uibel) and Oschkenat – were both eliminated in the first round.

First round (First 2 & 6 fastest to semi-finals) (Aug 29)
Heat 1: (0.0) 1, Zhang 13.12; 2, Myricks 13.12; 3, Piquereau 13.20; 4, Lesley-Ann Skeete GBR 13.33; 5, Mihaela Pogacian ROU 13.38; 6, Cornelia Oschkenat GER 13.55
Heat 2: (-1.1) 1, Grigoryeva 13.02; 2, Adams 13.30; 3, Voula Patoulídou GRE 13.41; 4, Liliana Nastase ROU 13.41; 5, Donalda Duprey CAN 13.75; 6, Carmen Bezanilla CHI 14.01; Yasmina Azzizi ALG DNS
Heat 3: (0.9) 1, Devers-Roberts 12.77; 2, Freeman 13.10; 3, Colle 13.12; 4, Mardomingo 13.22; 5, Gloria Siebert GER 13.29; 6, Luo Bin CHN 13.53
Heat 4: (0.6) 1, Ewanje-Epée 12.92; 2, López 13.10; 3, Morley-Brown 13.24; 4, Nadezhda Bodrova URS 13.34; 5, Brigita Bukovec YUG 13.44; 6, Monica Pellegrinelli SUI 13.49; 7, Wang Shu-Hwa TPE 13.81
Heat 5: (0.5) 1, Narozhilenko 12.66; 2, Baumann 12.86; 3, Dethier 13.07; 4, Patzwahl 13.08; 5, Dawn Bowles USA 13.41; 6, Michelle Edwards GBR 13.50; 7, Ayumi Sasaki JPN 13.85
Semi-finals (First 4 to final) (Aug 29)
Heat 1: (-0.4) 1, Grigoryeva 12.66; 2, Devers-Roberts 12.71; 3, Ewanje-Epée 12.88; 4, Patzwahl 13.11; 5, Michelle Freeman JAM 13.17; 6, Sylvie Dethier BEL 13.18; 7, Kay Morley-Brown GBR 13.24; 8, Odalys Adams CUB 13.26
Heat 2: (0.2) 1, Narozhilenko 12.52; 2, López 12.91; 3, Colle 12.94; 4, Baumann 12.94; 5, Anne Piquereau FRA 13.02; 6, Arnita Myricks USA 13.12; 7, María José Mardomingo ESP 13.19; 8, Zhang Yu CHN 13.24

Stuttgart 1993

Final (Aug 20) (0.2)

1,	Gail Devers	USA	12.46	0.167
2,	Marina Azyabina	RUS	12.60	0.157
3,	Lynda Tolbert	USA	12.67	0.118
4,	Aliuska López	CUB	12.73	0.187
5,	Eva Sokolova	RUS	12.78	0.163
6,	Dawn Bowles	USA	12.90	0.217
7,	Michelle Freeman	JAM	12.90	0.188
8,	Cécile Cinélu	FRA	12.95	0.160

Devers made amends for falling in the Olympic final by taking her second world gold in five days. The American was helped by the fact that her main rival, Azyabina, false-started in the final.

It was Tolbert who showed the best reactions when the race started for real. She was caught by Devers before halfway. The 100m champion easily held off the closing charge of Azyabina to break her own American record. Tolbert held on for the bronze.

First round (First 3 & 6 fastest to semi-finals) (Aug 19)
Heat 1: (-1.0) 1, Azyabina 12.88; 2, Baumann 13.10; 3, Bodrova 13.25; 4, Preira 13.36; 5, Maria José Mardomingo ESP 13.41; 6, Sonia Paquette CAN 13.51; 7, Gudrun Arnardóttir ISL 13.96
Heat 2: (-0.8) 1, Sokolova 12.96; 2, Anderson 13.23; 3, Grefstad 13.29; 4, Russell 13.30; 5, Liliana Nastase ROU 13.41; 6, Maria Kamrowska POL 13.44; 7, Natalya Belenkova TKM 14.18; 8, Ivette Sánchez PAN 15.30
Heat 3: (-0.6) 1, Freeman 12.84; 2, Bowles 12.89; 3, Patzwahl 12.98; 4, Bukovec 13.05; 5, Ramalalanirina 13.35; 6, Chan Sau Ying HKG 13.50; 7, Kim Seon-Jin KOR 13.99
Heat 4: (-1.0) 1, López 13.04; 2, Dimitrova 13.05; 3, Rose 13.27; 4, Keri Maddox GBR 13.49; 5, Ina Langenhuisen NED 13.50; 6, Vania Ferreira BRA 14.23; Sabine Braun GER DNS
Heat 5: (-0.1) 1, Devers 12.74; 2, Cinélu 13.00; 3, Agyepong 13.07; 4, Flemming 13.19; 5, Donalda Duprey CAN 13.50; 6, Ludmila Olijare LAT 13.50; 7, Sriyani Kulawansa SRI 13.58
Heat 6: (-0.5) 1, Tolbert 12.90; 2, Girard 13.08; 3, Court 13.26; 4, Kolovanova UKR 13.40; 5, Joyce Melendez PUR 13.41; 6, Carla Tuzzi ITA 13.54; 7, Manuela Marxer LIE 13.65
Semi-finals (First 2 & 2 fastest to final) (Aug 19)
Heat 1: (-0.3) 1, Devers 12.67; 2, Cinélu 12.88; 3, López 12.92; 4, Jackie Agyepong GBR 13.03; 5, Kristin Patzwahl GER 13.07; 6, Katie Anderson CAN 13.34; 7, Dionne Rose JAM 13.43; Natalya Kolovanova UKR DNF
Heat 2: (0.3) 1, Azyabina 12.70; 2, Tolbert 12.76; 3, Brigita Bukovec SLO 12.98; 4, Patricia Girard FRA 13.03; 5, Gillian Russell JAM 13.12; 6, Nicole Ramalalanirina MAD 13.16; 7, Jane Flemming AUS 13.19; 8, Clova Court GBR 13.37
Heat 3: (0.6) 1, Sokolova 12.76; 2, Freeman 12.77; 3, Bowles 12.84; 4, Svetla Dimitrova BUL 12.96; 5, Nadyezhda Bodrova UKR 12.98; 6, Julie Baumann SUI 12.99; 7, Monica Grefstad NOR 13.37; 8, Marie-Victoire Preira FRA 13.39

Gothenburg 1995

Final (Aug 6) (0.2)

1,	Gail Devers	USA	12.68	0.162
2,	Olga Shishigina	KAZ	12.80	0.141
3,	Yuliya Graudyn	RUS	12.85	0.185

4,	Tatyana Reshetnikova	RUS	12.87	0.194
5,	Julie Baumann	SUI	12.95	0.137
6,	Gillian Russell	JAM	12.96	0.167
7,	Dionne Rose	JAM	12.98	0.152
8,	Brigita Bukovec	SLO	13.02	0.180

The form book indicated that Devers would face a strong challenge from Shishigina, who was unbeaten in 10 hurdles races in 1995 and had a best of 12.44. Devers, meanwhile, was having a low-key season in which she avoided sprinting due to a tender hamstring.

In the final, the American got a poor start but her speed between the hurdles showed. Shishigina was the better hurdler but was no match for the American. "In the race I just focussed on my lane," said Devers. "I didn't know of the others."

First round (First 2 & 6 fastest to semi-finals) (Aug 5)
Heat 1: (-0.2) 1, Bukovec 12.93; 2, Rose 12.97; 3, Piquereau 13.05; 4, Caren Jung GER 13.13; 5, Carla Tuzzi ITA 13.32; 6, Chan Sau Ying HKG 13.53
Heat 2: (-0.6) 1, Reshetnikova 13.07; 2, Guialdo 13.08; 3, Monique Tourret FRA 13.13; 4, Birgit Wolf GER 13.21; 5, María José Mardomingo ESP 13.31; 6, Isabel Abrantes POR 13.77; Hsu Hsiu-ying TPE DNF
Heat 3: (0.4) 1, Graudyn 12.90; 2, Girard 12.95; 3, Freeman 12.99; 4, Yurkova 13.00; 5, Odalys Adams CUB 13.33; 6, Heike Blassneck GER 13.47; Gilda Massa PER DNS
Heat 4: (-0.2) 1, Shishigina 12.80; 2, López 13.01; 3, Agyepong 13.06; 4, Ramalalanirina 13.13; 5, Doris Williams USA 13.33; 6, Sriyani Kulawansa SRI 13.45; Joyce Melendez PUR DNS
Heat 5: (-1.0) 1, Russell 12.84; 2, Devers 12.85; 3, Baumann 12.99; 4, Yelena Ovcharova UKR 13.18; 5, Monica Grefstad NOR 13.30; 6, Zhou Jing CHN 13.61; 7, Véronique Linster LUX 13.74
Semi-finals (First 4 to final) (Aug 6)
Heat 1: (0.1) 1, Devers 12.67; 2, Russell 12.74; 3, Graudyn 12.82; 4, Baumann 12.86; 5, Patricia Girard FRA 12.87; 6, Lidiya Yurkova BLR 12.95; 7, Jacqui Agyepong GBR 13.14; 8, Michelle Freeman JAM 13.23
Heat 2: (-0.3) 1, Shishigina 12.78; 2, Bukovec 12.82; 3, Rose 12.86; 4, Reshetnikova 12.88; 5, Marsha Guialdo USA 12.91; 6, Aliuska López CUB 12.98; 7, Anne Piquereau FRA 13.09; 8, Nicole Ramalalanirina MAD 13.24

Athens 1997

Final (Aug 10) (-0.3)

1,	Ludmila Engquist	SWE	12.50	0.126
2,	Svetla Dimitrova	BUL	12.58	0.136
3,	Michelle Freeman	JAM	12.61	0.145
4,	Brigita Bukovec	SLO	12.69	0.146
5,	Dionne Rose	JAM	12.87	0.118
6,	Katie Anderson	CAN	12.88	0.127
7,	Svetlana Laukhova	RUS	12.98	0.135
	Patricia Girard	FRA	DQ (r162.7)	

After setting Commonwealth records of 12.53 and 12.52 in the preliminaries, and with a clear lead in the early stages of the final, Freeman must have believed everything was going her way. But her fate was to finish third. Sweden's Olympic Champion Engquist (who won this title in 1991 as Lyudmila Narozhilenko of the USSR) kept her head and, despite being as much as 6/100ths behind Freeman after 40m she was ahead at the seventh hurdle and went on to finish a metre clear. The Jamaican, who was passed on the run-in by Dimitrova. Girard was disqualified for two false starts.

First Round (First 2 & 6 fastest to semi-finals) (Aug 9)
Heat 1: (0.2) 1 Freeman 12.53; 2, Baumann 12.91; 3, Kirkland 12.99; 4, Blassneck 13.00; 5, Botha 13.00; 6, Aneta Sosnowska POL 13.28; 7, Virginie Gollino MON 15.26
Heat 2: (1.5) 1, Engquist 12.62; 2, Girard 12.67; 3, Laukhova 12.88; 4, Sriyani Kulawansa SRI 13.07; 5, Angie Thorp GBR 13.08; 6, Carla Tuzzi ITA 13.10; 7, Taiwo Aladefa NGR 13.16
Heat 3: (0.2) 1, Rose 12.84; 2, Allahgreen 13.03; 3, Dawn Bowles USA 13.11; 4, Nadège Joseph FRA 13.23; 5, Irina Korotya RUS 13.32; 6, Yvonne Kanazawa JPN 13.34; 7, Hristiana Tabaki GRE 13.82
Heat 4: (0.6) 1, Dimitrova 12.68; 2, Atede 12.83; 3, Walker 12.96; 4, Iveta Rudová CZE 13.14; 5, Nicole Ramalalanirina MAD 13.21; 6, Johanna Halkoaho FIN 13.52; Anna Leszczynska POL DNF
Heat 5: (-1.6) 1, Anderson 12.96; 2, Bukovec 12.97; 3, Graudyñ 13.07; 4, Melissa Morrison USA 13.11; 5, Aliuska López CUB 13.19; 6, Maria-José Mardomingo ESP 13.42; 7, Verónica de Paoli ARG 13.83
Semi-finals (First 4 to final) (Aug 10)
Heat 1: (-0.4) 1, Freeman 12.52; 2, Dimitrova 12.74; 3, Bukovec 12.76; 4, Anderson 12.80; 5, Julie Baumann SUI 12.97; 6, Astia Walker JAM 13.00; 7, Anjanette Kirkland USA 13.04; 8, Yuliya Graudyñ RUS 13.07
Heat 2: (0.2) 1, Engquist 12.53; 2, Girard 12.68; 3, Laukhova 12.88; 4, Rose 12.89; 5, Angie Atede NGR 12.91; 6, Heike Blassneck GER 12.94; 7, Corien Botha RSA 13.12; 8, Diane Allahgreen GBR 13.25

Seville 1999

Final (Aug 28) (0.7)

1,	Gail Devers	USA	12.37	0.113
2,	Glory Alozie	NGR	12.44	0.155
3,	Ludmila Engquist	SWE	12.47	0.132
4,	Olga Shishigina	KAZ	12.51	0.150
5,	Svetla Dimitrova	BUL	12.75	0.149
6,	Dionne Rose	JAM	12.80	0.107
7,	Delloreen Ennis-London	JAM	12.87	0.148
8,	Patricia Girard	FRA	12.97	0.154

It was one of the great human interest stories in athletics history, two of the medals in this event falling to women who had faced potentially fatal health problems and yet returned to competition at the highest level. For them to win or lose a race remained a challenge but was hardly a life and death issue compared to what they had overcome. Both came away delighted and their post-race embrace was moving indeed. Devers, once stricken with the life threatening Graves' Disease, not only won her third world hurdles title but smashed her American record of 12.46 by 9/100ths for the world's quickest time for seven years. She also moved ahead of Jackie Joyner-Kersee with a women's record five World golds. But it was by no means a perfect run as she struck the final hurdle and nearly fell headlong. She managed to recover although the stumble must have added several hundredths to her time.

Alozie set an African record of 12.44 for second while breast cancer sufferer Engquist, who faced a further course of chemotherapy just a few days later, couldn't believe how fast she had run – a Swedish record of 12.47 for the bronze medal. Believing 12.60 to be her limit at that time the 1991 and 1997 champion had burst into tears after clocking 12.50 in her semi and this was a further bonus. The standard was so high that Shishigina, the pre-Seville favourite, ran 12.51 but came away empty-handed.

First round (First 4 & 8 fastest to second round) (Aug 25)
Heat 1: (0.9) 1, Ennis-London 12.82; 2, Feng 12.85; 3, Graudyn 12.94; 4, Girard 12.99; 5, Nerea Azkárate ESP 13.35; 6, Vu Bich Huong VIE 13.36; 7, Verónica De Paoli ARG 13.58
Heat 2: (-0.1) 1, Devers 12.80; 2, Ramalalanirina 12.91; 3, Atede 12.95; 4, Russell 13.10; 5, Maggi 13.14; 6, Chan Sau Ying HKG 13.54; 7, Laureta Derhemi ALB 15.20
Heat 3: (-0.3) 1, Kulawansa 12.94; 2, Rose 12.96; 3, Laukhova 12.98; 4, King 13.13; 5, Faustin 13.14; 6, Anderson 13.31; 7, Svetlana Gendzilov ISR 13.47
Heat 4: (1.1) 1, Alozie 12.67; 2, Roberts 12.88; 3, McKelvy 12.95; 4, Maddox 12.95; 5, Bolm 13.04; 6, Bosco 13.34; 7, Carine Cresto MON 15.75
Heat 5: (2.2) 1, Shishigina 12.70w; 2, Korotya 12.89; 3, Rakotozafy 13.02; 4, Allahgreen 13.11; 5, Gurbanova 13.23; 6, Trumpe 13.30; 7, Maria-Joelle Conjungo CAF 13.89
Heat 6: (3.2) 1, Engquist 12.62w; 2, Dimitrova 12.64; 3, López 13.08; 4, Barber 13.21; 5, Kanazawa 13.25; Ursa Beti SLO DNF; Susan Smith-Walsh IRL DNS
Second round (First 4 to semi-finals) (Aug 26)
Heat 1: (-0.3) 1, Shishigina 12.75; 2, Rose 12.90; 3, Kulawansa 12.97; 4, Ramalalanirina 13.04; 5, Keri Maddox GBR 13.21; 6, Andria King USA 13.31; 7, Nadine Faustin HAI 13.32; 8, Anita Trumpe LAT 13.43
Heat 2: (0.2) 1, Alozie 12.60; 2, Dimitrova 12.72; 3, Korotya 12.82; 4, López 12.85; 5, Katie Anderson CAN 12.96; 6, Miesha McKelvy USA 12.98; 7, Maurren Maggi BRA 13.10; 8, Gillian Russell JAM 13.12
Heat 3: (-0.6) 1, Devers 12.53; 2, Girard 12.78; 3, Ennis-London 12.80; 4, Graudyn 12.94; 5, Angela Atede NGR 12.98; 6, Diane Allahgreen GBR 12.99; 7, Zhanna Gurbanova BLR 13.31; 8, Yvonne Kanazawa JPN 13.33
Heat 4: (0.7) 1, Engquist 12.65; 2, Feng 12.85; 3, Roberts 12.94; 4, Laukhova 12.95; 5, Rosa Rakotozafy MAD 12.98; 6, Eunice Barber FRA 13.09; 7, Kirsten Bolm GER 13.11; 8, Manuela Bosco FIN 13.43
Semi-finals (First 4 to final) (Aug 27)
Heat 1: (1.9) 1, Engquist 12.50; 2, Alozie 12.61; 3, Girard 12.76; 4, Ennis-London 12.81; 5, Trecia Roberts THA 12.83; 6, Svetlana Laukhova RUS 12.86; 7, Yuliya Graudyn RUS 12.95; 8, Feng Yun CHN 12.98
Heat 2: (1.0) 1, Devers 12.70; 2, Shishigina 12.75; 3, Rose 12.79; 4, Dimitrova 12.79; 5, Aliuska López CUB 12.83; 6, Irina Korotya RUS 12.86; 7, Nicole Ramalalanirina FRA 12.96; 8, Sriyani Kulawansa SRI 12.98

Edmonton 2001

Final (Aug 11) (2.0)

1,	Anjanette Kirkland	USA	12.42	0.123
2,	Gail Devers	USA	12.54	0.136
3,	Olga Shishigina	KAZ	12.58	0.137
4,	Svetla Dimitrova	BUL	12.58	0.153
5,	Jenny Adams	USA	12.63	0.148
6,	Dionne Rose-Henley	JAM	12.79	0.131
7,	Linda Ferga	FRA	12.80	0.196
8,	Vonette Dixon	JAM	13.02	0.140

All eyes were looking to see if Devers could win a fourth title, but there was an upset in the final when another American, Kirkland, won the gold from lane 1. Devers had impressed most in the qualifying round, clocking a world-leading 12.56 in her semi. Kirkland had finished only third in the other semi in 12.80, hence the unfavoured draw in the following day's final.

In the first half of the final a third American, Adams, had the best start and she, Devers and Kirkland were placed first, second and third. Adams faded, Devers hit the eighth barrier and Shishigina came up with Dimitrova to contest the bronze. Meanwhile Kirkland ran a perfect race to complete a great double. In March she had won the world indoor title from lane 8.

First round (First 3 & 4 fastest to semi-finals) (Aug 9)
Heat 1: (-0.6) 1, Kirkland 12.69; 2, Shishigina 12.75; 3, Korotya 12.87; 4, Ramalalanirina 12.94; 5, Nadine Faustin HAI 13.15; 6, Rosa Rakotozafy MAD 13.24; 7, Yelena Krasovska UKR 13.30
Heat 2: (-0.5) 1, Devers 12.72; 2, Dimitrova 12.74; 3, Ferga 12.91; 4, Rose-Henley 12.94; 5, Trecia Roberts THA 13.27; 6, Svetlana Gnezdilov ISR 13.28; Maria Joelle Conjungo CAF DNS; Laukhova DQ (r40.1) (13.00)
Heat 3: (0.3) 1, Kallur 12.74; 2, Foster 12.79; 3, Merriman 12.88; 4, Kirstin Bolm GER 13.13; 5, Maurren Maggi BRA 13.16; 6, Sriyani Kulawansa SRI 13.23; 7, Angela Whyte CAN 13.38; 8, Natalya Shekhodanova RUS 13.84
Heat 4: (-1.1) 1, Adams 12.80; 2, Felicien 12.89; 3, Dixon 13.03; 4, Girard 13.11; 5, Irina Lensky ISR 13.20; 6, Feng Yun CHN 13.35; 7, Gergana Stoyanova BUL 13.48
Semi-finals (First 4 to final) (Aug 10)
Heat 1: (-0.8) 1, Dimitrova 12.65; 2, Adams 12.67; 3, Kirkland 12.80; 4, Dixon 12.87; 5, Perdita Felicien CAN 12.90; 6, Nicole Ramalalanirina FRA 12.91; 7, Irina Korotya RUS 13.02; 8, Patricia Girard FRA 13.17
Heat 2: (-0.3) 1, Devers 12.56; 2, Ferga 12.67; 3, Shishigina 12.75; 4, Rose-Henley 12.77; 5, Brigitte Foster JAM 12.78; 6, Susanna Kallur SWE 12.85; 7, Donica Merriman USA 17.17; Svetlana Laukhova RUS DQ (r40.1) 13.03

Paris 2003

Final (Aug 27) (-0.2)

1,	Perdita Felicien	CAN	12.53	0.147
2,	Brigitte Foster	JAM	12.57	0.158
3,	Miesha McKelvy	USA	12.67	0.146
4,	Glory Alozie	ESP	12.75	0.160
5,	Aurelia Trywiańska	POL	12.75	0.150
6,	Jenny Adams	USA	12.77	0.161
7,	Patricia Girard	FRA	12.83	0.152
8,	Lacena Golding-Clarke	JAM	12.87	0.151

9, Vonette Dixon JAM 12.87 (0.172)

The big shock was that Gail Devers did not qualify for the final. She had impressed most on the Grand Prix circuit in 2003, but hit a hurdle badly in her semi-final. Despite a quick recovery, her time of 12.87 did not hold up for advancement.

Foster was a clear world number two to Devers so she was expected to win gold. It was silver thanks to the surprising Felicien, who had a good start and took control by the fourth hurdle, then withheld Foster's closing lunge on the run-in. Hers was the first medal won by a Canadian woman at a World Championships. The 2001 champion Kirkland had given birth in May and only made a token appearance in the heats.

First round (First 3 & 9 fastest to semi-finals) (Aug 25)
Heat 1: (0.0) 1, McKelvy 12.94; 2, Kallur 12.98; 3, Neyra 13.01; 4, Shekhodanova 13.03; 5, Dixon 13.09; 6, Haïdy Aron FRA 13.35; 7, Feng Yun CHN 13.50; 8, Céline Laporte SEY 14.29
Heat 2: (-0.5) 1, Foster 12.67; 2, Girard 12.82; 3, Faustin 12.94; 4, Redoúmi 13.15; 5, Yelena Krasovska UKR 13.31; 6, Rachel King GBR 13.37; 7, Anjanette Kirkland USA 13.80
Heat 3: (-0.1) 1, Adams 12.74; 2, Alozie 12.83; 3, Whyte 12.99; 4, Atede 13.09; 5, Koroteyeva 13.16; 6, Zamfir 13.24; 7, Machado 13.28; 8, Juliane Sprenger GER 13.31
Heat 4: (0.1) 1, Felicien 12.70; 2, Golding-Clarke 12.86; 3, Ferga-Khodadin 12.86; 4, Laukhova 12.92; 5, Su 13.12; 6, Judith Vis NED 13.36; 7, Maria-Joelle Conjungo CAF 13.51; 8, Derval O'Rourke IRL 13.54
Heat 5: (-0.7) 1, Devers 12.76; 2, Lenskiy 12.92; 3, Trywiańska 12.96; 4, Trecia Roberts THA 13.29; 5, Nadine Hentschke GER 13.33; 6, Yvonne Kanazawa JPN 13.54
Semi-finals (First 2 & 2 fastest to final) (Aug 26)
Heat 1: (0.4) 1, Felicien 12.68; 2, Golding-Clarke 12.84; 3, Gail Devers USA 12.87; 4, Natalya Shekhodanova RUS 12.91; 5, Yahumara Neyra CUB 12.98; 6, Flóra Redoúmi GRE 13.10; 7, Maíla Paula Machado BRA 13.34; Linda Ferga-Khodadin FRA DQ (r162.7)
Heat 2: (-0.1) 1, Foster 12.65; 2, McKelvy 12.77; 3, Trywiańska 12.79; 4, Alozie 12.81; 5, Nadine Faustin HAI 13.01; 6, Angela Atede NGR 13.18; 7, Su Yiping CHN 13.20; 8, Mariya Koroteyeva RUS 13.27
Heat 3: (0.0) 1, Adams 12.78; =2, Dixon & Girard 12.85; 4, Irina Lenskiy ISR 12.89; 5, Angela Whyte CAN 12.89; 6, Susanna Kallur SWE 12.94; 7, Svetlana Laukhova RUS 12.98; 8, Carmen Zamfir ROU 13.24

Helsinki 2005

Final (Aug 11) (-2.0)

1,	Michelle Perry	USA	12.66	0.149
2,	Delloreen Ennis-London	JAM	12.76	0.138
3,	Brigitte Foster-Hylton	JAM	12.76	0.140
4,	Kirsten Bolm	GER	12.82	0.158
5,	Mariya Koroteyeva	RUS	12.93	0.148
6,	Jenny Kallur	SWE	12.95	0.174
7,	Irina Shevchenko	RUS	12.97	0.148
	Joanna Hayes	USA	DQ (r168.7) (13.57)	0.140

In a closely-matched field Perry, who had switched from the Heptathlon in 2005 to focus on the hurdles, was regarded as the one to beat. She and 2003 runner-up Foster-Hylton were fastest in the heats which were interrupted after the first race by a two-hour delay because of the torrential rain in Helsinki on the night of Tuesday, August 9. There was a total of 103mm of rain in Helsinki in World Championship week, five times the average amount for that time of the year!

The two principals were semi-finals winners, Foster-Hylton running 12.65 to beat Olympic Champion Hayes and Shevchenko (12.76 for both), while Perry won her race into a 3.3 wind in 12.86. The 1999 finalist Delloreen Ennis-London had won the first of the three semis, enabling Jamaica to maintain its record of being the only country to supply a finalist in every year from 1993 onwards. The Jamaicans held the United States athletes in the final until halfway, when Perry went clear. Hayes began to attack with three hurdles to go and was in second place when she hit the ninth, and then ran into the 10th hurdle, carrying it towards the finish line, where she fell to the track, distraught and doomed to be disqualified. Perry won by a metre, with Ennis-London just edging Foster-Hylton for silver.

First round (First 4 & 4 fastest to semi-finals) (Aug 9)
Heat 1: (-2.1) 1, Perry 12.64; 2, Dixon 12.95; 3, J. Kallur 12.96; 4, Okori 13.14; 5, Maíla Paula Machado BRA 13.21; 6, Hanna Korell FIN 13.39
Heat 2: (1.2) 1, Ennis-London 12.65; 2, Alozie 12.71; 3, Koroteyeva 12.73; 4, Powell 12.91; 5, Sarah Claxton GBR 13.17; 6, Flóra Redoúmi GRE 13.65; 7, Jeimy Bernardez HON 14.78; 8, Barbara Rustignoli SMR 15.51
Heat 3: (0.5) 1, Felicien 12.77; 2, Faustin-Parker 12.85; 3, Trywiańska 12.86; 4, S. Kallur 12.87; 5, Lamalle 12.93; 6, O'Rourke 13.00; 7, Trecia Roberts THA 13.93
Heat 4: (0.5) 1, Foster-Hylton 12.64; 2, Bolm 12.68; 3, Shevchenko 12.76; 4, Lopes 12.85; 5, Tejeda 12.96; 6, Solène Eboulabeka CGO 14.66
Heat 5: (0.3) 1, Hayes 12.79; 2, Ferga-Khodadin 12.85; 3, Krasovska 12.86; 4, Whyte 12.88; 5, Feng 12.99; 6, Céline Laporte SEY 14.00; Natalya Rusakova RUS DNF
Semi-finals (First 2 & 2 fastest to final) (Aug 10)
Heat 1: (-0.5) 1, Ennis-London 12.79; 2, Koroteyeva 12.80; 3, J. Kallur 12.85; 4, Perdita Felicien CAN 12.94; 5, Anay Tejeda CUB 12.95; 6, Ginnie Powell USA 13.02; 7, Feng Yun CHN 13.15; Linda Ferga-Khodadin FRA DNF
Heat 2: (0.5) 1, Foster-Hylton 12.65; 2, Hayes 12.76; 3, Shevchenko 12.76; 4, Yelena Krasovska UKR 12.85; 5, Priscilla Lopes CAN 12.91; 6, Reina-Flor Okori FRA 12.99; 7, Derval O'Rourke IRL 13.23; 8, Nadine Faustin-Parker HAI 13.27
Heat 3: (-3.3) 1, Perry 12.86; 2, Bolm 12.95; 3, Susanna Kallur SWE 13.05; 4, Glory Alozie ESP 13.05; 5, Vonette Dixon JAM 13.08; 6, Aurelia Trywiańska POL 13.11; 7, Angela Whyte CAN 13.52; 8, Adrianna Lamalle FRA 13.60

Osaka 2007

Final (Aug 29) (-0.1)

1,	Michelle Perry	USA	12.46	0.105
2,	Perdita Felicien	CAN	12.49	0.132
3,	Delloreen Ennis-London	JAM	12.50	0.116
4,	Susanna Kallur	SWE	12.51	0.142
5,	Ginnie Powell	USA	12.55	0.120
6,	Lolo Jones	USA	12.62	0.140
7,	Vonette Dixon	JAM	12.64	0.161
8,	Angela Whyte	CAN	12.66	0.138

Fastest in the heats was Susanna Kallur with 12.66, while four women found sub-13 clockings insufficient for advancement. The first semi saw defending champion Perry run 12.55 ahead of 2003 winner Felicien. A feature of Perry's running in Osaka was her reactions at the start, and in the final she excelled herself with a time of 0.105 seconds. Nevertheless it was Kallur who was the early leader. The Swede led until the eighth hurdle when Perry inadvertently impeded Kallur at the last by drifting into Kallur's lane. The Swedish management did not protest as there was no photographic evidence available within the allowable protest period. While Kallur had been slightly ahead at the ninth hurdle, Perry was leading as they crossed the final barrier, and Felicien and Ennis-London edged past Kallur on the run-in, with just 0.02 covering this trio. The times for fifth to eighth were the best ever in any race, and both Kallur and Dixon ran lifetime bests.

First round (First 3 & 4 fastest to semi-finals) (Aug 27)
Heat 1: (0.2) 1, Perry 12.72; 2, McLellan 12.85; 3, Lamalle 12.88; 4, O'Rourke 12.91; 5, Priscilla Lopes CAN 12.94; 6, Toyin Augustus NGR 13.10; 7, Edit Vári HUN 13.28; 8, Jeimy Bernárdez HON 14.35; 9, María Carrillo ESA 15.78
Heat 2: (0.2) 1, Yanıt 12.78; 2, Whyte 12.81; 3, Jones 12.86; 4, Golding-Clarke 12.92; 5, Aleksandra Antonova RUS 12.95; 6, Aurelia Trywiańska POL 13.05; 7, Christina Vukićević NOR 13.07; 8, Jenny Kallur SWE 13.08
Heat 3: (-0.8) 1, Felicien 12.73; 2, Powell 12.76; 3, Dixon 12.77; 4, Redoúmi 12.88; 5, Yevgeniya Snigur UKR 13.01; 6, Natalya Ivoninskaya KAZ 13.12; 7, Nadine Faustin-Parker HAI 13.16; 8, Esen Kizildag TUR 13.48; 9, Sumita Rani BAN 14.89
Heat 4: (0.4) 1, Kallur 12.66; 3, Denby 12.91; 4, Tejeda 12.91; 5, Eline Berings BEL 12.97; 6, Tatyana Pavliy RUS 12.99; 7, Miriam Bobková SVK 13.04; 8, Mami Ishino JPN 13.29
Semi-finals (First 4 to final) (Aug 28)
Heat 1: (0.5) 1, Kallur 12.64; 2, Whyte 12.65; 3, Ennis-London 12.67; 4, Jones 12.68; 5, Nichole Denby USA 12.80; 6, Lacena Golding-Clarke JAM 12.85; 7, Nevin Yanıt TUR 12.85; 8, Flóra Redoúmi GRE 12.88
Heat 2: (-0.1) 1, Perry 12.55; 2, Felicien 12.61; 3, Dixon 12.65; 4, Powell 12.67; 5, Sally McLellan AUS 12.82; 6, Anay Tejeda CUB 12.89; 7, Adrianna Lamalle FRA 12.93; 8, Derval O'Rourke IRL 12.98

Berlin 2009

Final (Aug 19) (0.2)

1,	Brigitte Foster-Hylton	JAM	12.51	0.157
2,	Priscilla Lopes-Schliep	CAN	12.54	0.128
3,	Delloreen Ennis-London	JAM	12.55	0.142
4,	Derval O'Rourke	IRL	12.67	0.128
5,	Sally McLellan	AUS	12.70	0.139
6,	Ginnie Powell	USA	12.78	0.146
7,	Dawn Harper	USA	12.81	0.164
8,	Perdita Felicien	CAN	15.53	0.151

McLellan was off best in the final, and led until for four hurdles, then the Jamaicans edged ahead. First Ennis-London (6.50 at hurdle five), then Foster-Hylton (7.46 at the sixth). Foster-Hylton continued to lead for the rest of the race, though Lopes-Schliep and Ennis-London ate into her advantage on the run-in. She later revealed that she had her eyes closed after the last hurdle to help focus her effort. The favourite Harper – who ran 12.48 in the semi-finals – was out of the reckoning after losing her balance when clipping the second hurdle. In contrast, O'Rourke had the race of her life, setting a national record in placing fourth.

Foster-Hylton did not believe she had won until the result flashed up on the scoreboard an minute or so after the finish. Then came hysterical celebrations with her compatriot when Ennis-London was confirmed in third place.

First round (First 4 & 4 fastest to semi-finals) (Aug 18)
Heat 1: (0.1) 1, Harper 12.70; 2, Ennis-London 12.73; 3, Billaud 13.12; 4, Tatyana Dektyareva RUS 13.51; 5, Andrea Miller NZL 13.83; 6, Jeimy Bernárdez HON 14.53; Augustus DQ (r40.1) (12.99)
Heat 2: (-0.3) 1, Cherry 12.71; 2, Golding-Clarke 12.90; 3, Nytra 13.03; 4, Lenskiy 13.18; 5, Angela Whyte CAN 13.27; 6, Seun Adigun NGR 13.33; 7, Sonata Tamošaitytė LTU 13.44; 8, Yekaterina Shtepa RUS 13.50
Heat 3: (0.1) 1, McLellan 12.82; 2, O'Rourke 12.86; 3, Kondakova 12.88; 4, Škrobáková 13.04; 5, Merlano 13.19; 6, Asuka Terada JPN 13.41; 7, Michelle Perry USA 13.68; 8, Tamla Pietersen ZIM 14.50
Heat 4: (-0.3) 1, Lopes-Schliep 12.56; 2, Powell 12.77; 3, Yanıt 12.92; 4, Vukićević 12.95; 5, Berings 13.04; 6, Barber 13.19; 7, Lisa Urech SUI 13.36
Heat 5: (0.1) 1, Foster-Hylton 12.67; 2, Felicien 12.77; 3, Tejeda 12.82; 4, Claxton 12.86; 5, Kocielnik 13.16; 6, Sandra Gomis FRA 13.23; 7, Natalya Ivoninskaya KAZ 13.41; Elisabeth Davin BEL DNF
Semi-finals (First 2 & 2 fastest to semi-finals) (Aug 19)
Heat 1: (-0.1) 1, Lopes-Schliep 12.60; 2, Ennis-London 12.64; 3, Powell 12.73; 4, Lucie Škrobáková CZE 12.92; 5, Nevin Yanıt TUR 12.99; 6, Yuliya Kondakova RUS 13.00; 7, Aleesha Barber TRI 13.06; 8, Cindy Billaud FRA 13.20
Heat 2: (0.1) 1, Foster-Hylton 12.54; 2, Felicien 12.58; 3, Damu Cherry USA 12.76; 4, Anay Tejeda CUB 12.82; 5, Christina Vukićević NOR 13.00; 6, Brigitte Merlano COL 13.23; 7, Irina Lenskiy ISR 13.29; Toyin Augustus NGR DQ (r40.1) (13.11)
Heat 3: (0.3) 1, Harper 12.48; 2, McLellan 12.66; 3, O'Rourke 12.73; 4, Lacena Golding-Clarke JAM 12.76; 5, Carolin Nytra GER 12.94; 6, Eline Berings BEL 12.94; 7, Joanna Kocielnik POL 13.21; 8, Sarah Claxton GBR 13.21

100 METRES HURDLES

Multiple Medallists:

5	Gail Devers/Roberts	USA	91-2, 93-1, 95-1, 99-1, 01-2
3	Lyudmila Narozhilenko/Engquist	URS/SWE	91-1, 97-1, 99-3
	Brigitte Foster/Hylton	JAM	03-2, 05-3, 09-1
	Delloreen Ennis-London	JAM	05-2, 07-3, 09-3
2	Ginka Zagorcheva	BUL	83-3, 87-1
	Olga Shishigina	KAZ	95-2, 01-3
	Perdita Felicien	CAN	03-1, 07-2
	Michelle Perry	USA	05-1, 07-1

Most Finals:

5	Devers/Roberts		
4	Dionne Rose/Henley	JAM	95-7, 97-5, 99-6, 01-6
	Ennis-London		99-7, 05-2, 07-3, 09-3

Most Appearances:

6	Aliuska López	CUB	87-7s2, 91-7, 93-4, 95-6s2, 97-5h5, 99-5s2
	Devers/Roberts		91-2, 93-1, 95-1, 99-1, 01-2, 03-3s1
	Patricia Girard/Léno	FRA	93-4s2, 95-5s1, 97-dq, 99-8, 01-8s1, 03-7
5	Sriyani Kulawansa	SRI	93-7h5, 95-6h4, 97-4h2, 99-8s2, 01-6h3
	Nicole Ramalalanirina	MAD/FRA	93-6s2, 95-8s2, 97-5h4, 99-7s2, 01-6s1
	Rose/Henley		93-7s1, 95-7, 97-5, 99-6, 01-6
	Nadine Faustin/Parker	HAI	99-7q1, 01-5h1, 03-5s2, 05-8s2, 07-7h3
	Felicien		01-5s1, 03-1, 05-4s1, 07-2, 09-8
	Angela Whyte	CAN	01-7h3, 03-5s3, 05-7s3, 07-8, 09-5h2

National Placings:

	1	2	3	4	5	6	7	8	Points
USA	6	2	2	-	2	4	1	2	98
JAM	1	2	4	-	1	3	4	2	69
GER	1	2	1	1	-	-	2	1	38
BUL	1	1	1	2	1	-	-	-	35
RUS	-	1	1	1	2	-	2	-	30
CAN	1	2	-	-	-	1	-	2	27
SWE	1	-	1	1	-	1	-	-	22
URS	1	-	1	1	-	1	-	-	22
FRA	-	-	-	1	1	2	2	2	21
KAZ	-	1	1	1	-	-	-	-	18
SUI	-	-	-	-	2	-	-	-	8
NGR	-	1	-	-	-	-	-	-	7
CUB	-	-	-	1	-	-	1	-	7
SLO	-	-	-	1	-	-	-	1	6
ESP	-	-	-	1	-	-	-	-	5
IRL	-	-	-	1	-	-	-	-	5
AUS	-	-	-	-	1	-	-	-	4
GBR	-	-	-	-	1	-	-	-	4
POL	-	-	-	-	1	-	-	-	4
Totals	**12**	**12**	**12**	**12**	**12**	**12**	**12**	**10**	**430**

400 Metres Hurdles — Sittard 1980

A Final (Aug 16)

1,	Bärbel Broschat	GDR	54.55
2,	Ellen Neumann	GDR	54.56
3,	Petra Pfaff	GDR	55.84
4,	Mary Appleby	IRL	56.51
5,	Esther Mahr	USA	56.81
6,	Hilde Frederiksen	NOR	56.85
7,	Lynette Foreman	AUS	58.24
	Christine Warden	GBR	DQ

In the absence of the USSR, the GDR took all three medals. The title went to 1979 World Cup winner Broschat (née Klepp), who prevailed by 0.01.

B Final (Aug 16)
1, Colorado 57.51; 2, Sichlau 58.03; 3, Pujol 58.38; 4, Buengener 58.77; 5, Dalgoutté 59.31; 6, Kaufmann 59.41; 7, Gendron 59.61; Commandeur DNS
First round (First 3 & 4 fastest to semi-finals) (Aug 14)
Heat 1: 1, Mahr 57.51; 2, Frederiksen 57.72; 3, Pujol 58.54; 4, Commandeur 58.87; 5, Lai Lih-Jian TPE 61.01; Kirsi Ulvinen SWE DQ
Heat 2: 1, Pfaff 57.82; 2, Foreman 58.07; 3, Dalgoutté 59.63; 4, Kaufmann 59.74; 5, Buengener 59.98; 6, Dominique Le Disset FRA 61.22
Heat 3: 1, Broschat 56.13; 2, Appleby 58.54; 3, Colorado 58.79; 4, Gendron 60.40; 5, Debra Melrose USA 60.46; 6, Ruth Dubos FRA 61.12
Heat 4: 1, Neumann 56.35; 2, Warden 57.84; 3, Sichlau 58.99; 4, Kim Whitehead USA 61.33; 5, Andrea Wachter CAN 62.28; 6, Célestine N'Drin CIV 64.91
Semi-finals (First 4 to A final) (Aug 15)
Heat 1: 1, Broschat 55.89; 2, Pfaff 56.78; 3, Appleby 57.06; 4, Frederiksen 57.44; 5, Monserrat Pujol ESP 57.74; 6, Helle Sichlau DEN 58.44; 7, Susan Dalgoutté GBR 59.85; 8, Francine Gendron CAN 60.14
Heat 2: 1, Neumann 55.89; 2, Mahr 56.16; 3, Warden 57.26; 4, Foreman 57.46; 5, Rosa Colorado ESP 57.47; 6, Olga Commandeur NED 57.93; 7, Simone Buengener FRG 59.11; 8, Esther Kaufmann SUI 59.55

Helsinki 1983

Final (Aug 10)

1,	Yekaterina Fesenko	URS	54.14
2,	Ana Ambrazienė	URS	54.15
3,	Ellen Fiedler	GDR	54.55
4,	Petra Pfaff	GDR	54.64
5,	Petra Krug	GDR	54.76
6,	Ann-Louise Skoglund	SWE	54.80
7,	Susan Morley	GBR	56.04
8,	Cristieana Cojocaru	ROU	56.26

For the second successive World Championships, the winning margin was just one hundredth. Ellen Fiedler (née Neumann), started very quickly in lane 1. She was three metres up at halfway and pulling away. The other two GDR finalists were well placed, but in the finishing straight the Soviet pair of Ambrazienė and Fesenko took control. Ambrazienė, the world record holder, took the lead at the 10th hurdle – only to be passed herself on the run-in by Fesenko.

After the finish, the winner – who celebrated her 25th birthday on the day of the race – predicted a time of 53 seconds for herself in the future.

Fiedler, the silver medalist from 1980, improved 0.01 seconds to win a medal of lower calibre.

First round (First 3 & 4 fastest to semi-finals) (Aug 8)
Heat 1: 1, Fesenko 56.43; 2, Skoglund 56.80; 3, Wall 57.14; 4, Brown 57.14; 5, Giuseppina Cirulli ITA 57.43; 6, Rose Tata-Muya KEN 58.09; 7, Liu Guihua CHN 59.39; 8, Felicia Candelario DOM 60.72
Heat 2: 1, Ambrazienė 56.30; 2, Morley 56.58; 3, Krug 56.87; 4, Filicková 57.09; 5, Ruth Kyalisima UGA 57.58; 6, Helle Sichlau DEN 57.90; 7, Tonja Brown USA 58.00; 8, Ovrill Dwyer-Brown JAM 58.40
Heat 3: 1, El Moutawakil 56.52; 2, Pfaff 56.56; 3, Fredriksen 56.66; 4, Slythe 57.40; 5, Sandra Farmer JAM 57.97; 6, Verona Elder GBR 58.74; 7, Tuija Helander FIN 59.43; Mary Wagner FRG DNF
Heat 4: 1, Flintoff 56.47; 2, Cojocaru 56.49; 3, Fiedler 56.58; 4, Barksdale 56.60; 5, Gladys Taylor GBR 58.25; 6, Andrea Page CAN 58.55; 7, Marcela Sevicková TCH 60.34
Semi-finals (First 4 to final) (Aug 9)
Heat 1: 1, Pfaff 55.77; 2, Fesenko 55.99; 3, Skoglund 56.01; 4, Morley 56.09; 5, Debbie Flintoff AUS 56.63; 6, Gwen Wall CAN 56.68; 7, Judi Brown USA 57.98; Hilde Fredriksen NOR DNS
Heat 2: 1, Ambrazienė 55.18; 2, Fiedler 55.23; 3, Krug 55.98; 4, Cojocaru 56.71; 5, Sharrieffa Barksdale USA 56.81; 6, Nawal El Moutawakel MAR 57.10; 7, Anna Filicková TCH 57.64; 8, Christine Slythe CAN 58.53

Rome 1987

Final (Sep 3)

1,	Sabine Busch	GDR	53.62
2,	Debbie Flintoff-King	AUS	54.19
3,	Cornelia Ulrich	GDR	54.31
4,	Sandra Farmer	JAM	54.38
5,	Tuija Helander-Kuusisto	FIN	54.62
6,	Anna Ambrazienė	URS	55.68
7,	Schowonda Williams	USA	55.86
8,	Judi Brown King	USA	56.10

Boosted by the 400m flat win of Thomas Schönlebe from the same lane (3) 20 minutes earlier, Sabine Busch overcame her raw hurdling style to win another gold for the GDR.

It was the other GDR runner, Ulrich, who led for the first half of the race. Busch moved in front on the second bend. She made no mistakes and drew away comfortably to win with the eighth-fastest time ever. From the outside lane, Flintoff finished strongly to take the silver medal on the run-in.

First round (First 2 & 6 fastest to semi-finals) (Aug 31)
Heat 1: 1, Busch 55.51; 2, Ambrazienė 56.50; 3, Nawal El Moutawakil MAR 57.21; 4, Jenny Laurendet AUS 57.41; 5, Barbara Johnson IRL 58.72; 6, Tania Fernández CUB 58.78; 7, Mariam Zewde ETH 60.57
Heat 2: 1, Sheffield 55.93; 2, Flintoff-King 56.31; 3, Wennberg 56.91; 4, Trojer 57.09; 5, Hélène Huart FRA 57.13; 6, Maria João Lopes POR 58.86; 7, Semra Aksu TUR 59.13
Heat 3: 1, Brown King 55.35; 2, Helander-Kuusisto 55.42; 3, Usha 55.73; 4, Usifo 56.13; 5, Helga Halldorsdóttír ISL 57.82; 6, Marie Womplou CIV 58.46; 7, Gerda Haas AUT 58.65
Heat 4: 1, Khromova 55.21; 2, Williams 55.53; 3, Abt 55.83; 4, Liliana Chalá ECU 58.39; 5, Gwen Wall CAN 58.66; 6, Maria Fialho BRA 58.93; Genowefa Błaszak POL DQ
Heat 5: 1, Ulrich 56.75; 2, Farmer 56.76; 3, Tata-Muya 57.11; 4, Cristina Pérez ESP 57.23; 5, Erika Szopori HUN 58.09; 6, Sally Fleming AUS 58.87; Fatima Podie BUR DQ
Semi-finals (First 4 to final) (Sep 1)
Heat 1: 1, Busch 54.41; 2, Farmer 54.68; 3, Helander-Kuusisto 54.76; 4, Williams 54.82; 5, Margarita Khromova URS 54.86; 6, LaTanya Sheffield USA 56.65; 7, Rose Tata-Muya KEN 57.65; Maria Usifo NGR DNS
Heat 2: 1, Ulrich 54.72; 2, Flintoff-King 55.08; 3, Ambrazienė 55.47; 4, Brown King 55.55; 5, Gudrun Abt FRG 55.59; 6, P.T. Usha IND 55.89; 7, Christina Wennberg SWE 56.56; 8, Irmgard Trojer ITA 57.86

Tokyo 1991

Final (Aug 29)

1,	Tatyana Ledovskaya	URS	53.11
2,	Sally Gunnell	GBR	53.16
3,	Janeene Vickers	USA	53.47
4,	Sandra Farmer-Patrick	USA	53.95
5,	Kim Batten	USA	53.98
6,	Anita Protti	SUI	54.25
7,	Heike Meissner	GER	55.26
8,	Margarita Ponomaryova	URS	55.27

At the 1988 Olympic Games, Tatyana Ledovskaya lost the gold medal by easing up prematurely at the finish. In Tokyo, the Soviet hurdler won as her rivals made mistakes in the closing stages. Like several of her teammates, Ledovskaya had raced sparingly in 1991. Instead, the favourites for Tokyo were Gunnell and Farmer-Patrick. The Briton won her semi-final from Ledovskaya, who laboured at the finish and looked overweight.

This proved an illusion, for in the final Ledovskaya (lane 6) sprinted away from Gunnell and Farmer-Patrick (lanes 5 and 4). At the fifth touchdown she had a lead of three metres, and she added to this with a dazzling turn of speed between hurdles six and eight.

The Briton made her move in the homestraight, overtaking Farmer-Patrick and gaining ominously on Ledovskaya between the last two hurdles. But Gunnell stuttered slightly and lost some momentum on

clearing the final barrier. Farmer-Patrick also took the last hurdle badly and clashed arms with Gunnell when she landed awkwardly. Meanwhile, Ledovskaya had a smooth clearance and held Gunnell at bay to win with the second quickest time in history.

"It was my hardest win as an athlete," said Ledovskaya, who revealed that she had only competed in Tokyo on the insistence of her coach.

First round (First 2 & 6 fastest to semi-finals) (Aug 26)
Heat 1: 1, Vickers 54.85; 2, Ledovskaya 54.94; 3, Retchakan 54.95; 4, Johansson 55.60; 5, Ann Maenhout BEL 58.39; 6, Marie Womplou CIV 58.80; 7, Elma Muros PHI 59.90
Heat 2: 1, Protti 54.53; 2, Ponomaryova 55.87; 3, Abt 56.16; 4, Lencys Montelier CUB 57.72; 5, Huang Yanhong CHN 58.05; 6, Omolade Akinremi NGR 58.25
Heat 3: 1, Gunnell 54.70; 2, Chuprina 56.15; 3, Busch 56.37; 4, Donalda Duprey CAN 56.38; 5, Lyn Massey NZL 57.55; 6, Junko Hasegawa JPN 59.71; 7, Gretha Tromp NED 60.45 (fell)
Heat 4: 1, Trojer 55.77; 2, Batten 55.77; 3, Westén 55.79; 4, Deon Hemmings JAM 57.13; 5, Nicoleta Carutasu ROU 57.26; 6, Liliana Chalá ECU 61.49; 7, Mirenda Francourt SEY 65.92
Heat 5: 1, Farmer-Patrick 55.81; 2, Meissner 56.00; 3, Bidouane 56.35; 4, Rosey Edeh CAN 57.32; 5, Jacqui Parker GBR 57.81; 6, Reawadee Srithoa THA 58.74; 7, Mari Bjone NOR 59.00
Semi-finals (First 4 to final) (Aug 27)
Heat 1: 1, Protti 54.26; 2, Farmer-Patrick 54.44; 3, Vickers 54.63; 4, Meissner 54.77; 5, Gowry Retchakan GBR 54.88; 6, Frida Johansson SWE 55.36; 7, Anna Chuprina URS 55.81; 8, Nezha Bidouane MAR 56.62
Heat 2: 1, Gunnell 54.24; 2, Ledovskaya 54.36; 3, Batten 54.70; 4, Ponomaryova 55.22; 5, Monica Westén SWE 55.51; 6, Irmgard Trojer ITA 55.66; 7, Sabine Busch GER 55.93; 8, Gudrun Abt GER 56.17

Stuttgart 1993

Final (Aug 19)

1,	Sally Gunnell	GBR	52.74WR
2,	Sandra Farmer-Patrick	USA	52.79
3,	Margarita Ponomaryova	RUS	53.48
4,	Kim Batten	USA	53.84
5,	Tonja Buford	USA	54.55
6,	Deon Hemmings	JAM	54.99
7,	Rosey Edeh	CAN	55.19
8,	Natalya Torshina	KAZ	55.78

Some viewed the clash between Gunnell and Farmer-Patrick as the best race ever in a World Championships. The Briton was the favourite after moderate early-season form by the American, but Farmer-Patrick had since switched coaches and showed a marked improvement in Stuttgart. She clocked a season's best in the semi-finals.

Two days later, the American (lane 6) raced into a comfortable lead by 200m but Gunnell ran a strong bend and drew level by the eighth hurdle. Surprisingly, the American was able to pull away again. She gained a little ground from Gunnell at both the remaining hurdles. The race was decided on the 40m run-in. Gunnell managed to edge in front, but it was so close that several seconds passed before she realised she had won the race and broken the world record. Farmer-Patrick, who fell to the track at the finish, was also inside the old record.

First round (First 4 & 4 fastest to semi-finals) (Aug 16)
Heat 1: 1, Gunnell 55.06; 2, Rieger 56.30; 3, Johansson 56.81; 4, Carutasu 57.13; 5, Monika Warnicka POL 57.38; 6, Anabella Von Kesselstat ARG 57.82; 7, Zuzana Machotková TCH 59.53
Heat 2: 1, Ledovskaya 55.37; 2, Meissner 55.84; 3, Parris 56.19; 4, Maenhout 56.48; 5, Lana Uys RSA 56.55; 6, Marta Moreira POR 58.06; 7, Jupira da Graça BRA 58.79
Heat 3: 1, Ponomaryova 54.68; 2, Buford 55.42; 3, Edeh 55.70; 4, Westén 56.34; 5, Parker 56.93; 6, Linda Kisabaka GER 57.02; 7, Marjut Toyli FIN 60.16; 8, Ivette Sánchez PAN 67.89
Heat 4: 1, Olga M. Nazarova 55.31; 2, Farmer-Patrick 55.70; 3, Hemmings 55.94; 4, Retchakan 56.31; 5, Silwia Pachut POL 56.92; 6, Miriam Alonso ESP 58.62; 7, Alejandra Quintanar MEX 60.04
Heat 5: 1, Batten 55.37; 2, Torshina 55.51; 3, Knoroz 55.54; 4, Kurochkina 55.69; 5, Duprey 56.80; 6, Mary Estelle Kapalu VAN 60.29; Nezha Bidouane MAR DNF; Yana Burtasenkova MDA DNS
Semi-finals (First 2 & 2 fastest to final) (Aug 17)
Heat 1: 1, Gunnell 53.95; 2, Buford 54.38; 3, Heike Meissner GER 54.64; 4, Anna Knoroz RUS 55.12; 5, Tatyana Kurochkina BLR 55.64; 6, Debbie-Ann Parris JAM 55.80; 7, Sylwia Pachut POL 56.31; 8, Nicoleta Carutasu ROU 56.61
Heat 2: 1, Ponomaryova 53.71; 2, Batten 54.20; 3, Torshina 54.53; 4, Edeh 54.53; 5, Silvia Rieger GER 54.90; 6, Monica Westén SWE 55.88; 7, Ann Maenhout BEL 56.14; 8, Jacqui Parker GBR 56.68
Heat 3: 1, Farmer-Patrick 53.88; 2, Hemmings 54.12; 3, Tatyana Ledovskaya BLR 54.60; 4, Olga M. Nazarova RUS 55.51; 5, Gowry Retchakan GBR 55.96; 6, Donalda Duprey CAN 56.16; 7, Frida Johansson SWE 56.48; 8, Lana Uys RSA 57.40

Gothenburg 1995

Final (Aug 11)

1,	Kim Batten	USA	52.61WR
2,	Tonja Buford	USA	52.62
3,	Deon Hemmings	JAM	53.48
4,	Heike Meissner	GER	54.86
5,	Tatyana Tereshchuk	UKR	54.94
6,	Silvia Rieger	GER	55.01
7,	Ionela Tîrlea	ROU	55.46
8,	Natalya Torshina	KAZ	56.75

Absent, for various reasons, were Sally Gunnell, Sandra Farmer-Patrick and Marie-José Pérec. It was felt that the event was of a low standard and this seemed to be confirmed by the preliminary races; a time of 56.75 was sufficient to win a place in the final. There was no indication of the tremendous race which was to unfold.

The principal contenders were the Americans Tonja Buford and Kim Batten. Batten (lane 5) went out hardest and led at 200m from Hemmings. Buford (lane 3) ran an excellent final bend and was level with her team-mate at the eighth barrier. Batten had a slight edge down the finishing straight but Buford did not fade. Batten's advantage was cut when she stuttered at the 10th hurdle. Buford – shorter of the two but with a longer stride – closed further on the run-in, but at the line it was Batten who produced the more determined dip. It won her not only the gold medal but also a world record of 52.61. For the second successive World Championship, the runner-up was also inside the previous record as Buford clocked 52.62.

"I was really scared," said Batten. "Tonja's pretty quick on her feet. I didn't know if I'd beat her."

"I felt if I could get to the eighth hurdle in the lead, I could beat Kim," said Buford. "I couldn't quite get her but I'm still excited to beat the world record."

The winner had undergone an emergency appendectomy the previous May and only just recovered in time to contest the US trials for Gothenburg.

First round (First 3 & 4 fastest to semi-finals) (Aug 8)
Heat 1: 1, Buford 55.15; 2, Tereshchuk 56.16; 3, Torshina 56.23; 4, Warnicka 56.88; 5, Olga M. Nazarova 57.64; 6, Louise Fraser GBR 57.99; 7, Åsa Carlsson SWE 58.42
Heat 2: 1, Batten 55.71; 2, Tîrlea 58.47; 3, Arnardóttir 58.57; 4, Zhanna Sokolova TJK 63.16; Hsu Pei-chin TPE & Tatyana Kurochkina BLR DQ (r163.7); Rosey Edeh CAN DNS
Heat 3: 1, Hemmings 54.72; 2, Rieger 55.75; 3, Ledovskaya 56.03; 4, Akinremi 56.46; 5, Miriam Alonso ESP 58.36; Nezha Bidouane MAR DQ (r168.7)
Heat 4: 1, Meissner 55.95; 2, Williams 55.98; 3, van Derveen 56.32; 4, Lenskaya 57.52; 5, Debbie-Ann Parris JAM 57.83; 6, Marie Womplou CIV 58.67
Semi-finals (First 4 to final) (Aug 9)
Heat 1: 1, Buford 55.30; 2, Tereshchuk 56.09; 3, Torshina 56.52; 4, Meissner 56.75; 5, Monika Warnicka POL 56.88; 6, Olga M. Nazarova RUS 56.89; 7, Trevaia Williams USA 64.84; Karen van Derveen RSA DQ (r163.3)
Heat 2: 1, Batten 54.15; 2, Hemmings 54.33; 3, Rieger 55.69; 4, Tîrlea 56.21; 5, Lade Akinremi NGR 57.07; 6, Gudrun Arnardóttir ISL 57.29; 7, Irina Lenskaya UKR 57.33; Tatyana Ledovskaya BLR DQ (r168.7)

Athens 1997

Final (Aug 8)

1,	Nezha Bidouane	MAR	52.97
2,	Deon Hemmings	JAM	53.09
3,	Kim Batten	USA	53.52
4,	Tatyana Tereshchuk	UKR	53.81
5,	Debbie-Ann Parris	JAM	54.19
6,	Tonja Buford-Bailey	USA	54.77
7,	Susan Smith	IRL	55.25
8,	Andrea Blackett	BAR	55.63

The form book pointed to a battle royal between defending champion and world record holder Batten and her Olympic conqueror Hemmings. They did indeed battle it out far ahead of the rest until Batten made a

serious mistake at the eighth hurdle and the Jamaican appeared to have the race locked up. However, Bidouane – who had pulled off a shock win over Batten and Hemmings in Rome in June – had other ideas. Buoyed up by an African record of 53.48 in winning her semi, the Moroccan took no notice of her rivals' furious pace – touching down after the sixth hurdle in 28.44 as against Hemmings' 27.76 – and consequently found herself with plenty left for the closing stages. A distant fourth entering the finishing straight, she drew level with Batten at the last hurdle and edged past an astonished Hemmings in the final few strides for victory in 52.97.

Until this race Bidouane's international championship career had hardly set the world aflame. A semi-finalist at the 1991 Worlds and 1992 Olympics, she failed to finish her heat at the 1993 World Championships, was disqualified in her heat two years later and had to miss the Atlanta Olympics because of Achilles tendon surgery. She became the second Moroccan woman to win a major 400m hurdles title, Nawal El Moutawakel having triumphed at the 1984 Olympics.

A sad footnote: Making an encouraging comeback after injury, Gunnell (the 1993 champion in world record time) clocked her best time for three years with 54.53 in her heat only to re-injure herself warming down and being forced to withdraw from her semi-final. It was the end of a brilliant career.

First Round (First 3 & 4 fastest to semi-finals) (Aug 5)
Heat 1: 1, Hemmings 54.42; 2, Gunnell 54.53; 3, Goossens 54.84; 4, Blackett 55.26; 5, Tatyana Ledovskaya BLR 56.88; 6, Rebecca Buchanan USA 57.79; 7, Hristina Panagou GRE 61.14
Heat 2: 1, Tereshchuk 55.17; 2, Buford-Bailey 55.25; 3, Knoroz 55.34; 4, Alonso 55.57; 5, Arnardóttir 55.76; 6, Donalda Duprey CAN 56.73; 7, Inicia da Fonseca STP 61.39
Heat 3: 1, Batten 54.56; 2, Smith 54.61; 3, Bakhvalova 55.08; 4, Haughton 55.27; 5, Judit Szekeres HUN 55.99; 6, Carla Barbarino ITA 57.05; 7, Rikke Rønholt DEN 57.26
Heat 4: 1, Bidouane 55.53; 2, Rieger 55.64; 3, Parris 55.84; 4, Irina Lenskaya UKR 56.05; 5, Natalya Torshina KAZ 56.64; 6, Ryan Tolbert USA 56.67
Semi-finals (First 4 to final) (Aug 6)
Heat 1: 1, Batten 53.67; 2, Tereshchuk 54.02; 3, Parris 54.72; 4, Smith 54.72; 5, Yekaterina Bakhvalova RUS 55.02; 6, Silvia Rieger GER 55.08; 7, Karlene Haughton JAM 55.33; 8, Miriam Alonso ESP 55.49
Heat 2: 1, Bidouane 53.48; 2, Hemmings 53.82; 3, Buford-Bailey 54.48; 4, Blackett 54.74; 5, Gudrun Arnardóttir ISL 54.93; 6, Anna Knoroz RUS 55.28; 7, Ester Goossens NED 56.17; Sally Gunnell GBR DNS

Seville 1999

Final (Aug 25)

1,	Daimí Pernía	CUB	52.89
2,	Nezha Bidouane	MAR	52.90
3,	Deon Hemmings	JAM	53.16
4,	Andrea Blackett	BAR	53.36
5,	Sandra Glover	USA	53.65
6,	Michelle Johnson	USA	54.23
7,	Tatyana Tereshchuk	UKR	54.33
8,	Debbie-Ann Parris	JAM	56.24

Defending champion Bidouane and Olympic Champion Hemmings went into the event as co-favourites, their prospects enhanced as an injured Tîrlea was a non-starter. They duly won their semi-finals but in the final both were shocked by World Student Games Champion Pernía. The 22 year-old Cuban had made enormous progress already that year, from 55.51 to 53.44, but again was a revelation. Drawn in lane 5 with Bidouane (4) and Hemmings (3) inside her, she led into the finishing straight. She was still ahead when she clattered the last hurdle, seemingly destroying her chances of an upset victory. Bidouane seized the initiative, but Pernía not only miraculously kept her feet but managed to recover to pip Bidouane on the line.

It was so close that Bidouane, who set an African record of 52.90, wrapped herself in the Moroccan flag and began a lap of honour, only to fall to the track in horror when she heard the result. Pernía's 52.89, a Cuban record, ranked her sixth fastest of all-time while London-born Blackett set a Barbadian record of 53.36 in fourth place.

First round (First 3 & 4 fastest to semi-finals) (Aug 22)
Heat 1: 1, Blackett 54.74; 2, Pernía 54.88; 3, Szekeres 55.04; 4, Diouf 55.30; 5, Ann Mercken BEL 55.84; 6, Natasha Danvers GBR 56.22; 7, Delfina Joaquim ANG 59.34
Heat 2: 1, Bidouane 54.64; 2, Parris 55.35; 3, Dudgeon 55.38; 4, Joanna Hayes USA 55.38; 5, Gudrún Arnardóttir ISL 55.45; 6, Frida Svensson SWE 55.59; 7, Olga Dor ISR 57.23
Heat 3: 1, Glover 54.47; 2, Tereshchuk 54.61; 3, Bakhvalova 54.65; 4, Urbansky 54.67; 5, Niederstatter 55.10; 6, Mary-Estelle Kapalu VAN 61.86; Karlene Haughton CAN DQ (r163.3)
Heat 4: 1, Hemmings 54.27; 2, Johnson 54.79; 3, Torshina 54.95; 4, Smith-Walsh 55.06; 5, Keri Maddox GBR 55.33; 6, Petra Söderström FIN 56.93; 7, Ieva Zunda LAT 57.90
Semi-finals (First 4 to final) (Aug 23)
Heat 1: 1, Hemmings 54.00; 2, Blackett 54.18; 3, Tereshchuk 54.55; 4, Johnson 54.67; 5, Tacko Diouf SEN 55.17; 6, Sinead Dudgeon GBR 55.69; 7, Yekaterina Bakhvalova RUS 55.76; 8, Ulrike Urbansky GER 55.81
Heat 2: 1, Bidouane 53.95; 2, Pernía 53.96; 3, Glover 54.17; 4, Parris 54.81; 5, Judit Szekeres HUN 54.86; 6, Susan Smith-Walsh IRL 55.20; 7, Natalya Torshina KAZ 55.26; 8, Monica Niederstatter ITA 55.57

Edmonton 2001

Final (Aug 8)

1,	Nezha Bidouane	MAR	53.34
2,	Yuliya Nosova	RUS	54.27
3,	Daimí Pernía	CUB	54.51
4,	Tonja Buford-Bailey	USA	54.55
5,	Debbie-Ann Parris	JAM	54.68
6,	Ionela Tîrlea	ROU	55.36
7,	Deon Hemmings	JAM	55.83
8,	Sandra Glover	USA	57.42

Bidouane regained her title with ease. She waited as first Pernía then Nosova led before storming away after the eighth barrier. Her winning margin of 0.93 was the widest ever in this event, and her winning time was a world-leading 53.34.

First round (First 3 & 4 fastest to semi-finals) (Aug 5)
Heat 1: 1, Bidouane 54.55; 2, Parris 54.81; 3, Pskit 55.45; 4, Harrison 55.63; 5, Torshina 55.69; 6, Haughton 55.94
Heat 2: 1, Nosova 54.43; 2, Buford-Bailey 54.99; 3, Tîrlea 55.41; 4, Olichwierczuk 55.98; 5, Tacko Diouf SEN 56.44; 6, Sylvanie Morandais FRA 56.85; 7, Keri Maddox GBR 57.55
Heat 3: 1, Glover 55.38; 2, Pernía 55.40; 3, Niederstätter 55.83; 4, Natasha Danvers GBR 56.36; 5, Surita Febbraio RSA 56.80; 6, Melanie Walker JAM 57.10
Heat 4: 1, Hemmings 55.39; 2, Dudgeon 56.07; 3, Taylor 56.28; 4, Heike Meissner GER 56.79; 5, Andrea Blackett BAR 57.10; 6, Norasheela Khalid MAS 59.12
Semi-finals (First 4 to final) (Aug 6)
Heat 1: 1, Pernía 53.81; 2, Bidouane 53.85; 3, Parris 53.88; 4, Glover 55.04; 5, Małgorzata Pskit POL 55.28; 6, Karlene Haughton CAN 55.68; 7, Monika Niederstätter ITA 56.37; 8, Natalya Torshina KAZ 56.45
Heat 2: 1, Nosova 54.03; 2, Buford-Bailey 54.15; 3, Hemmings 54.47; 4, Tîrlea 54.92; 5, Anna Olichwierczuk POL 55.64; 6, Brenda Taylor USA 56.52; 7, Yvonne Harrison PUR 56.70; 8, Sinead Dudgeon GBR 56.92

Paris 2003

Final (Aug 28)

1,	Jana Pittman	AUS	53.22
2,	Sandra Glover	USA	53.65
3,	Yuliya Pechonkina	RUS	53.71
4,	Ionela Tîrlea	ROU	54.41
5,	Tatyana Tereshchuk-Antipova	UKR	54.61
6,	Andrea Blackett	BAR	54.79
7,	Heike Meissner	GER	55.60
8,	Surita Febbraio	RSA	55.90

Three weeks before the final Pechonkina (née Nosova) had surprisingly cut the world record to 52.34. In the preliminaries, she went off hard, then eased to fast clockings of 54.01 and 53.57. In the final the Russian raced off again in lane 5, making up the stagger on Glover (lane 6) by the fourth hurdle. The other protagonist, Pittman, was drawn inside Pechonkina.

The Russian continued to look set for a sub-53 clocking until faltering at the eighth hurdle. She was 5m ahead at the ninth but slowing. Pittman and the smooth-striding Glover were closing the gap. The young Australian caught the Russian with 30m to go then Glover also nipped ahead of Pechonkina, who revealed "at the ninth I felt some pressure on my hip muscles and decided not to sprint flat out to avoid injury."

First round (First 3 & 4 fastest to Semi-finals) (Aug 24)
Heat 1: 1, Pechonkina 54.01; 2, Tereshchuk-Antipova 55.28; 3, Hayes 56.10; 4, Androula Sialou CYP 56.11; 5, Rebecca Wardell NZL 56.51; 6, Monika Niederstätter ITA 56.62; 7, Salhate Djamalidine COM 58.91
Heat 2: 1, Febbraio 55.41; 2, Meissner 55.80; 3, Torshina 55.86; 4, Danvers 56.02; 5, Blackett 56.05; 6, Tacko Diouf SEN 56.22; 7, Jessica Miller URU 61.03; 8, Diala El-Chab LIB 62.90
Heat 3: 1, Pittman 54.80; 2, McIntosh 55.53; 3, Kampf 55.79; 4, Anna Jesień POL 56.07; 5, Ieva Zunda LAT 56.87; 6, Velveth Moreno PAN 63.55; Yvonne Harrison PUR DNF
Heat 4: 1, Glover 54.48; 2, Tîrlea 54.98; 3, Pskit 55.18; 4, Beckford 55.75; 5, Olivero 55.95; 6, Makiko Yoshida JPN 57.08; 7, Aïssata Soulama BUR 61.86
Semi-finals (First 4 to final) (Aug 24)
Heat 1: 1, Pittman 53.77; 2, Glover 53.90; 3, Tereshchuk-Antipova 54.26; 4, Meissner 55.00; 5, Natalya Torshina KAZ 55.24; 6, Joanna Hayes USA 55.35; 7, Natasha Danvers GBR 55.48; 8, Cora Olivero ESP 55.82
Heat 2: 1, Pechonkina 53.57; 2, Tîrlea 54.84; 3, Febbraio 55.18; 4, Blackett 55.33; 5, Stephanie Kampf GER 55.35; 6, Allison Beckford JAM 55.76; 7, Małgorzata Pskit POL 56.21; Raasin McIntosh USA DNF

Helsinki 2005

Final (Aug 13)

1,	Yuliya Pechonkina	RUS	52.90
2,	Lashinda Demus	USA	53.27
3,	Sandra Glover	USA	53.32
4,	Anna Jesień	POL	54.17
5,	Huang Xiaoxiao	CHN	54.57
6,	Andrea Blackett	BAR	55.06
7,	Tatyana Tereshchuk-Antipova	UKR	55.09
8,	Małgorzata Pskit	POL	55.58

In previous championships Pechonkina had often under-performed when it came to finals. In Helsinki she was much the quickest in the heats before running the fastest time of the semis with 53.86, beating Demus handily.

There was drama at the start of the final when twice Pechonkina was warned that her foot was illegally placed in her blocks at the "set" stage. Out in lane eight, Demus led for the first half of the race, and then Pechonkina's power began to tell, and she won by 3m from Demus, who had to close strongly to take the silver from 36 year-old Sandra Glover. A United States protest that Pechonkina's lead leg had gone round the first hurdle was rejected.

First round (First 4 & 4 fastest to semi-finals) (Aug 10)
Heat 1: 1, Pechonkina 53.77; 2, Pskit 55.72; 3, Hantzí-Neag 56.15; 4, Blackett 56.32; 5, Marx 56.60; 6, Sanders 56.83; 7, Norasheela Mohd Khalid MAS 57.58
Heat 2: 1, Jesień 55.79; 2, Ceccarelli 56.00; 3, Gundert 56.53; 4, Dortch 56.54; 5, Stoddart 56.55; 6, Jessica Aguilera NCA 64.43; Wang Xing CHN DQ (r168.7)
Heat 3: 1, Glover 55.31; 2, Febbraio 55.89; 3, Chrust-Rozej 56.35; 4, Hejnová 56.86; 5, Olivero 56.96; 6, Natalya Alimzhanova KAZ 58.26; 7, Salhate Djamalidine COM 60.33
Heat 4: 1, Demus 56.63; 2, de Jong 56.95; 3, Gulumyan 57.21; 4, Parris 58.27; 5, Josanne Lucas TRI 58.99; 6, Aïssata Soulama BUR 59.28; 7, Ilona Ranta FIN 59.42
Heat 5: 1, Tereshchuk-Antipova 56.16; 2, Huang 56.56 ; 3, Niederstätter 57.18; 4, Smith 58.33; 5, Vanya Stambolova BUL 58.99
Semi-finals (First 2 & 2 fastest to final) (Aug 11)
Heat 1: 1, Jesień 54.34; 2, Huang 54.34; 3, Blackett 54.79; 4, Tereshchuk-Antipova 55.13; 5, Claudia Marx GER 55.64; 6, Marjolein de Jong NED 55.92; 7, Shauna Smith USA 55.97; 8, Monika Niederstätter ITA 56.14
Heat 2: 1, Glover 54.16; 2, Pskit 55.20; 3, Benedetta Ceccarelli ITA 55.41; 4, Tawa Dortch CAN 55.58; 5, Oksana Gulumyan RUS 56.12; 6, Shevon Stoddart JAM 56.49; 7, Hristína Hantzí-Neag GRE 57.11; Nicola Sanders GBR DQ (r168.7) (56.25)
Heat 3: 1, Pechonkina 53.86; 2, Demus 55.00; 3, Surita Febbraio RSA 55.74; 4, Debbie-Ann Parris JAM 55.96; 5, Cora Olivero ESP 56.47; 6, Marta Chrust-Rozej POL 56.80; 7, Zuzana Hejnová CZE 57.29; Louise Gundert SWE DQ (r168.7)

Osaka 2007

Final (Aug 30)

1,	Jana Rawlinson	AUS	53.31
2,	Yuliya Pechonkina	RUS	53.50
3,	Anna Jesień	POL	53.92
4,	Nickiesha Wilson	JAM	54.10
5,	Huang Xiaoxiao	CHN	54.15
6,	Yevgeniya Isakova	RUS	54.50
7,	Tiffany Williams	USA	54.63
8,	Tasha Danvers-Smith	GBR	54.94

The world list was headed by Williams (53.28) and Johnson (53.29), but neither athlete had run quicker than 54.40 since June, while the enigmatic Pechonkina had won the Russian title at the end of July in 53.61. Also rounding into form was Rawlinson (née Pittman), the 2003 winner, who had won in Monaco on July 25 with 53.46.

Williams had been the fastest in the heats, Rawlinson, Pechonkina and Jesień were the semi-final winners. Williams, in the outside lane, started fastest in the final, but soon faded, and the gold was fought out between Rawlinson and Pechonkina. The Australian was ahead of the Russian from the second hurdle on, and it was only at the last barrier that Pechonkina was able to close within 0.20 of Rawlinson. Showing great ability to run her best when it mattered, Rawlinson's time was the second best of her life, the best coming when she won the 2003 title, and in doing so she tied Nezha Bidouane as the only athlete to win two 400 hurdles women's titles, but still no-one has defended this title (or the women's marathon) successfully.

First round (First 4 & 4 fastest to second round) (Aug 27)
Heat 1: 1, Pechonkina 54.50; 2, Wilson 55.15; 3, Danvers-Smith 55.67; 4, Leach 55.95; 5, Hantzí-Neag 56.37; 6, Satomi Kubokura JPN 57.01; 7, Ilona Ranta FIN 57.64; 8, Nadia Nazir PAK 64.76
Heat 2: 1, Williams 54.24; 2, Jesień 55.01; 3, Azarova 55.93; 4, Kirilova 56.77; 5, Aïssata Soulama BUR 57.06; 6, Anastasiya Rabchenyuk UKR 57.31; 7, Özge Gürler TUR 57.40
Heat 3: 1, Tereschuk-Antipova 54.74; 2, Walker 55.40; 3, Halkiá 55.66; 4, Hejnová 55.87; 5, Bikert 56.23; 6, Elodie Ouédraogo BEL 56.44; 7, Ulrike Urbansky GER 56.76; 8, Michelle Carey IRL 57.10
Heat 4: 1, Rawlinson 54.77; 2, Ivanova 55.52; 3, Adam 55.80; 4, Tîrlea 55.90; 5, Spencer 55.93; 6, Mårtensson 56.19; 7, Joke Odumosu NGR 59.05
Heat 5: 1, Huang 55.64; 2, Isakova 56.02; 3, Johnson 56.30; 4, Kron 57.28; 5, Andrea Blackett BAR 57.70; 6, Lamia El Habz MAR 57.81; 7, Lucimar Teodoro BRA 58.32
Semi-finals (First 2 & 2 fastest to final) (Aug 28)
Heat 1: 1, Rawlinson 53.57; 2, Danvers-Smith 54.08; 3, Isakova 54.11; 4, Tatyana Tereschuk-Antipova UKR 54.38; 5, Sheena Johnson USA 54.55; 6, Zuzana Hejnová CZE 55.04; 7, Erica Mårtensson SWE 56.46; 8, Kaliese Spencer JAM 56.69
Heat 2: 1, Pechonkina 53.82; 2, Huang 54.00; 3, Melaine Walker JAM 54.54; 4, Tatyana Azarova KAZ 55.74; 5, Christina Kron GER 56.05; 6, Nicole Leach USA 56.10; 7, Faní Halkiá GRE 56.58; 8, Yekaterina Bikert RUS 60.07
Heat 3: 1, Jesień 53.86; 2, Wilson 53.97; 3, Williams 54.15; 4, Natalya Ivanova RUS 54.88; 5, Ionela Tîrlea ROU 55.41; 6, Mona Jabir Ahmed SUD 55.65; 7, Tsvetelina Kirilova BUL 56.03; 8, Hristína Hantzí-Neag GRE 56.35

Berlin 2009

Final (Aug 20)

1,	Melaine Walker	JAM	52.42	0.142
2,	Lashinda Demus	USA	52.96	0.159
3,	Josanne Lucas	TRI	53.20	0.186
4,	Kaliese Spencer	JAM	53.56	0.149
5,	Tiffany Williams	USA	53.83	0.161
6,	Natalya Antyukh	RUS	54.11	0.205
7,	Anastasiya Rabchenyuk	UKR	54.78	0.206
8,	Angela Moroşanu	ROU	55.04	0.183

Demus established herself as favourite with her 52.63 in Monaco at the end of July. She led from the gun, and was a metre ahead of Walker at the third hurdle. Walker edged ahead at the fifth barrier, but Demus regained the lead and by the eighth as was more than a metre ahead (36.65 to 36.81). The two were level approaching the ninth but then Demus stuttered. As the American lost momentum, the Jamaican gained over half a second by the 10th hurdle, and then was appreciably stronger on the run-in. Walker's reward was the second-fastest time ever, missing the world record by just 0.08. Demus held off the vastly-improved Lucas, who smashed her Trinidadian record. Others setting personal bests were Spencer and Antyukh.

On her victory lap, Walker was given a piggy-back by the ubiquitous Berlin mascot Berlino who then ran straight into a hurdles cart and dropped the new champion heavily on her backside. Happily there was no harm done and the smiles continued, though at the medallist's press conference Walker twice said "I'm not a big lover of my event."

First round (First 4 & 4 fastest to semi-finals) (Aug 17)
Heat 1: 1, Spencer 55.12; 2, Lucas 55.41; 3, Huang 55.52; 4, Stambolova 56.01; 5, Satomi Kubokura JPN 56.91; 6, Tatyana Azarova KAZ 57.90; 7, Hanna Titimets UKR 58.22; 8, Déborah Rodríguez URU 59.21

Heat 2: 1, Wilson 55.37; 2, Jesień 55.57; 3, Child 55.96; 4, Tosta 56.00; 5, Zunda 56.05; 6, Aurore Kassambara FRA 57.25; 7, Sayaka Aoki JPN 63.56; Tsvetelina Kirilova BUL DQ (r168.7)
Heat 3: 1, Walker 55.17; 2, Antyukh 55.40; 3, Shakes-Drayton 56.49; 4, Petersen 56.51; 5, Michelle Carey IRL 56.91; 6, Kou Luogon LBR 57.70; 7, Laia Forcadell ESP 58.57; 8, Merjen Ishangulyyeva TKM 60.75
Heat 4: 1, Moroşanu 54.70; 2, Williams 55.25; 3, Hejnová 55.68; 4, Churakova 56.13; 5, Ouédraogo 56.60; 6, Yolanda Osana DOM 59.18; 7, Aïssata Soulama BUR 59.20; Amaka Ogoebune NGR DQ (r40.8) (55.80)
Heat 5: 1, Demus 54.66; 2, Rabchenyuk 55.63; 3, Ivanova 56.11; 4, Odumosu 56.62; 5, Tilgner 56.73; 6, Carole Kaboud Mebam CMR 58.10
Semi-finals (First 2 & 2 fastest to final) (Aug 18)
Heat 1: 1, Walker 53.26; 2, Lucas 53.98; 3, Moroşanu 54.15; 4, Huang Xiaoxiao CHN 55.40; 5, Natalya Ivanova RUS 56.08; 6, Sheena Tosta USA 56.31; 7, Joke Odumosu NGR 56.80; 8, Elodie Ouédraogo BEL 57.58
Heat 2: 1, Spencer 54.37; 2, Rabchenyuk 54.49; 3, Williams 54.79; 4, Anna Jesień POL 54.82; 5, Yelena Churakova RUS 56.11; 6, Ieva Zunda LAT 56.66; 7, Perri Shakes-Drayton GBR 57.57; Amaka Ogoebune NGR DQ (r168.7 & r40.8)
Heat 3: 1, Demus 54.25; 2, Antyukh 54.86; 3, Nickiesha Wilson JAM 54.89; 4, Zuzana Hejnová CZE 54.99; 5, Vania Stambolova BUL 56.12; 6, Eilidh Child GBR 56.21; 7, Sara Petersen DEN 56.99; 8, Jonna Tilgner GER 57.11

400 METRES HURDLES

Multiple Medallists:

4	Yuliya Nosova/Pechonkina	RUS	01-2, 03-3, 05-1, 07-2
3	Deon Hemmings	JAM	95-3, 97-2, 99-3
	Nezha Bidouane	MAR	97-1, 99-2, 01-1
2	Ellen Neumann/Fiedler	GDR	80-2, 83-3
	Sally Gunnell	GBR	91-2, 93-1
	Kim Batten	USA	95-1, 97-3
	Daimí Pernía	CUB	99-1, 01-3
	Sandra Glover	USA	03-2, 05-3
	Jana Pittman/Rawlinson	AUS	03-1, 07-1
	Lashinda Demus	USA	05-2, 09-2

Most Finals:

5	Hemmings		93-6, 95-3, 97-2, 99-3, 01-7
	Tatyana Tereshchuk/Antipova	UKR	95-5, 97-4, 99-7, 03-5, 05-7
4	Batten		91-5, 93-4, 95-1, 97-3
	Tonja Buford/Bailey	USA	93-5, 95-2, 97-6, 01-4
	Andrea Blackett	BAR	97-8, 99-4, 03-6, 05-6
	Glover		99-5, 01-8, 03-2, 05-3
	Nosova/Pechonkina		

Most Appearances:

7	Natalya Torshina/Alimzhanova	KAZ	93-8, 95-8, 97-5h4, 99-7s2, 01-8s1, 03-5s1, 05-6h3
6	Nezha Bidouane	MAR	91-8s1, 93-dnf/h5, 95-dq/h3, 97-1, 99-2, 01-1
	Hemmings		91-4h4, 93-6, 95-3, 97-2, 99-3, 01-7
	Debbie-Ann Parris/Thymes	JAM	93-6s1, 95-5h4, 97-5, 99-8, 01-5, 05-4s3
	Tereshchuk/Antipova		95-5, 97-4, 99-7, 03-5, 05-7, 07-4s1
	Blackett		97-8, 99-4, 01-5h4, 03-6, 05-6, 07-5h5

National Placings:

	1	2	3	4	5	6	7	8	Points
USA	1	5	3	3	5	2	2	2	108
GER	2	1	3	3	1	1	2	-	67
JAM	1	1	2	3	2	1	1	1	56
RUS	1	2	2	-	-	2	-	-	40
URS	2	1	-	-	-	1	-	1	27
AUS	2	1	-	-	-	-	1	-	25
MAR	2	1	-	-	-	-	-	-	23
GBR	1	1	-	-	1	-	1	1	22
UKR	-	-	-	1	2	-	3	-	19
CUB	1	-	1	-	-	-	-	-	14
ESP	1	-	1	-	-	-	-	-	14
POL	-	-	1	1	-	-	-	1	12
BAR	-	-	-	1	-	2	-	1	12
ROU	-	-	-	1	-	1	1	1	11
CHN	-	-	-	-	2	-	-	-	8
DEN	-	1	-	-	-	-	-	-	7
IRL	-	-	-	1	-	-	1	-	7
TRI	-	-	1	-	-	-	-	-	6
SUI	-	-	-	-	-	2	-	-	6
FIN	-	-	-	-	1	-	-	-	4
CAN	-	-	-	-	-	-	2	-	4
NOR	-	-	-	-	-	1	-	-	3
SWE	-	-	-	-	-	1	-	-	3
KAZ	-	-	-	-	-	-	-	2	2
ROU	-	-	-	-	-	-	-	1	1
RSA	-	-	-	-	-	-	-	1	1
Totals	**14**	**14**	**14**	**14**	**14**	**14**	**14**	**12**	**502**

High Jump — Helsinki 1983

Final (Aug 9)

1,	Tamara Bykova	URS	2.01
2,	Ulrike Meyfarth	FRG	1.99
3,	Louise Ritter	USA	1.95
4,	Colleen Sommer	USA	1.95
5,	Kerstin Brandt	GDR	1.92
6,	Debbie Brill	CAN	1.88
7,	Susanne Helm	GDR	1.88
8,	Olga Juha	HUN	1.88

9, Vanessa Browne AUS 1.88; =10, Andrea Bienias GDR & Silvia Costa CUB 1.84; =12, Maryse Ewanjé-Epée FRA, Katalin Sterk HUN & Minna Vehmästo FIN 1.84; 15, Chris Soetewey BEL 1.84; 16, Yang Wenqin CHN 1.84; 17, Larisa Kositsyna URS 1.80; 18, Zheng Dazhen CHN 1.80

Series	1.75	1.80	1.84	1.88	1.92	1.95	1.97	1.99
	2.01	2.03						
Bykova	-	o	o	o	o	o	o	xo
	o	xxx						
Meyfarth	-	o	o	o	o	xo	xo	o
	x	xx						
Ritter	-	o	o	o	xo	xo	xxx	
Sommer	-	o	o	o	xo	xxo	xxx	
Brandt	-	o	xo	xxo	xo	xxx		
Brill	-	o	o	o	xxx			
Helm	-	o	o	xo	xxx			
Juha	o	o	xo	xo	xxx			

Bykova and Meyfarth staged a compelling battle for the gold medal. The former (half Russian, half Greek) had a perfect record of first-time clearances at every height up to and including 1.97. Meyfarth – the world record holder – was the only other athlete to go that high, but had recorded one failure at both 1.95 and 1.97.

Meanwhile the bronze medal had been won by Ritter, who cleared 1.95 on her second attempt to beat her compatriot Sommer on count-back.

At 1.99, Bykova faltered for the first time with a clumsy failure. Meyfarth saw her chance and went over first time to take the lead. Bykova made it on her second try and the bar went up to 2.01.

The Soviet jumper went over first time again and regained the lead, as Meyfarth failed. The West German passed and took her remaining two tries, unsuccessfully, at 2.03. Bykova, now confirmed as the winner, also had three unsuccessful attempts at this world record height.

Qualifying round (1.90 or top 12 to final) (Aug 7)
Group A qualifiers: Brandt, Bykova, Sommer & Helm 1.90; Soetewey, Vehmästo, Sterk & Zheng 1.87
Non-qualifiers: Sara Simeoni ITA, Gillian Evans GBR, Gaby Meier SUI & Brigitte Reid CAN 1.84; Thordis Gisladóttír ISL, Megumi Sato & Christine Stanton AUS 1.80; Iona Smith AIA 1.50
Group B qualifiers: Meyfarth, Ritter, Bienias & Brill 1.90; Juha, Kositsyna, Ewanjé-Epée, Browne, Costa & Yang 1.87
Non-qualifiers: Niculina Vasile ROU 1.84; Emese Bela HUN, Susanne Lorentzon SWE & Lidija Lapajne YUG 1.80; Hisayo Fukumitsu JPN 1.75; Kawther Akremi TUN & Klodeta Gjini ALB 1.70

Rome 1987

Final (Aug 30)

1,	Stefka Kostadinova	BUL	2.09WR
2,	Tamara Bykova	URS	2.04
3,	Susanne Beyer	GDR	1.99
4,	Silvia Costa	CUB	1.96
5,	Larisa Kositsyna	URS	1.96
6,	Heike Redetzky	FRG	1.96
7,	Svetlana Isaeva	BUL	1.93
=8,	Lyudmila Avdyeyenko	URS	1.93
	Louise Ritter	USA	1.93

10, Madely Beaugendre FRA 1.93; 11, Coleen Sommer USA 1.93; 12, Lyudmila Andonova BUL 1.85

Series	1.85	1.90	1.93	1.96	1.99	2.02	2.04	2.06
	2.08	2.09						
Kostadinova	o	o	-	o	o	o	xxo	xo
	-	xo						
Bykova	o	o	o	o	o	o	o	xx
	x							

	1.85	1.90	1.93	1.96	1.99	2.02
Beyer	o	o	o	o	xo	xxx
Costa	o	o	o	o	xx	x
Kositsina	o	o	xxo	o	xxx	
Redetzky	o	o	o	xo	xxx	
Isaeva	o	o	o	xxx		
Avdeyenko	xo	o	o	xxx		
Ritter	o	xo	o	xxx		

Like in Helsinki four years earlier, Tamara Bykova was involved in a terrific contest for the gold medal. This time her opponent was Stefka Kostadinova, the world record holder at 2.08. These two dominated the final in which they were the first two to jump.

At 1.99 the medallists were clear. Bykova and Kostadinova continued their record of first-time clearances. The only other woman to make 1.99 was Beyer, on her second attempt. She went out at 2.02. The leading two each succeeded first time. It was the first time two women had cleared that high in the same meeting.

At 2.04, Bykova went clear again but Kostadinova failed twice. She made it, easily, on her third try. The next height, 2.06, saw Bykova fail for the first time. The Bulgarian followed with a miss. Bykova failed a second time, before Kostadinova went clear to take the lead.

The Soviet jumper now needed to go higher with her last try to win. Amid the excitement of Ben Johnson's sprint win, she went for 2.08 and failed. The triumphant Kostadinova then had the bar raised to 2.09 which she cleared on her second try. Just 10 minutes after the infamous 9.83 100m, Rome had seen its second world record.

Qualifying round (1.93 or top 12 to final) (Aug 29)
Group A qualifiers: Sommer, Costa, Kostadinova, Beaugendre, Avdyeyenko & Redetzky 1.91
Non-qualifiers: Amra Temim YUG, Ni Xiuling CHN, Alina Astafei ROU & Kim Hee-Sun KOR 1.88; Alessandra Bonfiglioli ITA 1.85; Sigrid Kirchmann AUT NH
Group B qualifiers: Ritter, Beyer, Bykova, Kositsyna, Andonova & Isaeva 1.91
Non-qualifiers: Megumi Sato JPN & Christine Stanton AUS 1.88; Phyllis Bluntson USA & Hanne Haugland NOR 1.85; Orlane dos Santos BRA & Thordis Gisladóttir ISL 1.80

Tokyo 1991

Final (Aug 31)

1,	Heike Henkel	GER	2.05
2,	Yelena Yelesina	URS	1.98
3,	Inga Babakova	URS	1.96
4,	Beata Holub	POL	1.96
5,	Birgit Kähler	GER	1.93
6,	Stefka Kostadinova	BUL	1.93
7,	Tamara Bykova	URS	1.93
8,	Judit Kovács	HUN	1.90

9, Šárka Nováková TCH 1.90; 10, Vanessa Ward AUS 1.90; 11, Alison Inverarity AUS 1.87; 12, Heike Balck GER 1.84

Series	1.84	1.87	1.90	1.93	1.96	1.98	2.00	2.02
	2.05	2.07						
Henkel	-	o	-	o	-	o	o	o
	o	xxx						
Yelesina	o	o	o	o	o	xo	xx	x
Babakova	o	o	o	o	o	xxx		
Holub	o	o	xo	xxo	xo	xxx		
Kahler	o	o	o	o	xxx			
Kostadinova	o	xo	o	o	xxx			
Bykova	o	o	xo	xxo	xxx			
Kovács	o	o	o	xxx				

Henkel, who as Heike Redetzky had finished sixth in Rome, was unquestionably the world's best high jumper and proved this in Tokyo with a crushing victory.

The German, who wore a tee-shirt with the message "to the top without doping", between jumps, had effectively won the gold with her fist-time clearance at 1.98. The only other woman in at that height was Yelesina. She failed twice before going out with one last try at 2.02.

Henkel then had a massive clearance at 2.02 before setting a personal best of 2.05. It was only at 2.07 that the German failed for the first time.

Qualifying round (1.92 or top 12 to final) (Aug 29)
Group A qualifiers: Inverarity 1.90; Yelesina, Bykova, Nováková & Balck 1.88
Non-qualifiers: Svetlana Leseva BUL 1.86; Donata Jancewicz POL, Yolanda Henry USA Megumi Sato JPN & Tisha Waller 1.83; Lucienne N'da CIV, Venelina Veneva BUL & Thordis Gisladóttír ISL 1.79; Leslie Estwick CAN 1.75
Group B qualifiers: Babakova, Kostadinova, Henke, Kähler & Holub 1.90; Ward & Kovács 1.88
Non-qualifiers: Orlane dos Santos BRA, Debbi Marti GBR & Sue Rembao USA 1.86 Tania Murray NZL & Jana Brenkusová TCH 1.79; Sigrid Kirchmann AUT 1.75; Margarida Moreno AND 1.70; Vermilita Phillip SKN NH

Stuttgart 1993

Final (Aug 21)

1,	Ioamnet Quintero	CUB	1.99
2,	Silvia Costa	CUB	1.97
3,	Sigrid Kirchmann	AUT	1.97
=4,	Alina Astafei	ROU	1.94
	Yelena Rodina	RUS	1.94
6,	Antonella Bevilacqua	ITA	1.94
7,	Tanya Hughes	USA	1.91
8,	Valentina Gotovska	LAT	1.91

=9, Hanne Haugland NOR & Katarzyna Majchrzak POL 1.88; =11, Britta Bilač SLO, Yelena Topchina RUS & Svetlana Zalevskaya KAZ 1.88; Heike Henkel GER DNS

Series	1.80	1.85	1.88	1.91	1.94	1.97	1.99	2.01
	2.05							
Quintero	-	o	-	o	o	xxo	xo	-
	xxx							
Costa	-	o	-	o	o	o	xx	x
Kirchmann	-	o	o	o	o	xo	xx	x
Rodina	-	o	o	o	o	xxx		
Astafei	-	o	-	o	o	xxx		
Bevilacqua	o	o	o	o	xxo	xxx		
Hughes	o	o	o	o	xxx			
Gotovska	o	xxo	xo	o	xxx			

It was a major surprise that Kostadinova, Henkel and Astafei did not win one medal between them. The Bulgarian narrowly failed to qualify for the final, the German did but withdrew injured, and the Romanian simply did not click when it mattered most.

One of those who did rise to the occasion was Olympic fifth-placer Kirchmann, who set an Austrian record of 1.97 on her second attempt to guarantee a medal. Quintero went over on her third attempt at that height, but it was her teammate, Costa, who was in the gold medal position. She had first-time successes at 1.91, 1.94 and, easily, 1.97. Three other women went out at this height.

The three leaders all failed once at 1.99. On the second round of tries Quintero made it cleanly. Both Kirchmann and Costa failed again before passing and trying in vain for 2.01.

Quintero ended the competition with two good tries at 2.05.

Qualifying round (1.93 or top 12 to final) (Aug 19)
Group A qualifiers: Haugland, Rodina & Costa 1.93; Bilač & Kirchmann 1.90
Non-qualifiers: Stefka Kostadinova BUL & Tatyana Shevchik BLR 1.90; Heike Balck GER, Sue Rembao USA & Andrea Baumert GER 1.87; Thordis Gisladóttir ISL, Sabrina De Leeuw BEL, Krisztina Solti HUN & Niki Bakoyianni GRE 1.84; Jo Jennings GBR & Charmaine Weavers RSA & Šárka Nováková TCH 1.80; Sharon Foley IRL 1.75; Inna Gliznutsa MDA NH
Group B qualifiers: Astafei, Quintero, Topchina, Zalevskaya, Bevilacqua, Gotovska & Hughes 1.93; Henkel & Majchrzak 1.90
Non-qualifiers: Nelė Žilinskienė LTU 1.90; Orlane dos Santos BRA, Connie Teaberry USA & Olga Bolshova MDA 1.87; Judit Kovács HUN & Lucienne N'da CIV 1.84; Desislava Aleksandrova BUL 1.80; Megumi Sato JPN & Orla Venter NAM 1.75; Debbie Marti GBR DNS

Gothenburg 1995

Final (Aug 13)

1,	Stefka Kostadinova	BUL	2.01
2,	Alina Astafei	GER	1.99
3,	Inga Babakova	UKR	1.99
4,	Tatyana Motkova	RUS	1.96
5,	Tatyana Shevchik	BLR	1.96
6,	Hanne Haugland	NOR	1.96
7,	Svetlana Leseva	BUL	1.93
=8,	Amy Acuff	USA	1.93
	Nelė Žilinskienė	LTU	1.93

10, Yelena Topchina RUS 1.93; 11, Viktoriya Fyodorova RUS 1.90; 12, Tatyana Khramova BLR 1.85

Series	1.80	1.85	1.90	1.93	1.96	1.99	2.01	2.03
Kostadinova	-	o	o	o	o	o	xo	xxx
Astafei	-	o	xo	o	o	o	xxx	
Babakova	-	o	o	o	o	xo	xxx	
Motkova	-	o	o	o	o	xxx		
Shevchik	-	o	xxo	o	o	xxx		
Haugland	-	o	xo	o	xo	xxx		
Leseva	o	xo	o	o	xxx			
Acuff	o	o	xxo	xo	xxx			
Žilinskienė	o	xxo	o	xo	xxx			

Neither Kostadinova nor her husband and coach Nikolay Petrov had been expecting such a quick comeback for the world record holder following the birth of their son in January 1995. She began her season on July 20, leaping 1.94, and made a late decision to compete in Gothenburg.

A season's best of 1.95 in the qualifying round justified that decision. In the final, Kostadinova's great experience showed as she coped best with the difficult wind conditions and frequent interruptions by running events and medal ceremonies on the final day of the championships. She had no failures up to and including 1.99, which she cleared easily. This record put her in the lead from Astafei, whose only failure came at 1.90. The other woman in at 2.01 was Babakova. All three failed their first tries at that height; Kostadinova made it easily on her second. The title was hers again after eight years as the other two failed.

Qualifying round (1.95 or top 12 to final) (Aug 11)
Group A qualifiers: Babakova & Fyodorova 1.95; Acuff, Shevchik, Leseva & Topchina 1.93
Non-qualifiers: Venelina Veneva BUL & Heike Henkel GER 1.93; Kajsa Bergqvist SWE, Monica Iagăr ROU & Alica Javad SVK 1.90; Silvia Costa CUB, Alison Inverarity AUS, Natalja Jonckheere BEL, Svetlana Munkova UZB & Kaisa Gustafsson FIN 1.85; Heike Balck GER & Irène Tiéndrébéogo BUR 1.80
Group B qualifiers: Motkova, Kostadinova, Astafei, Haugland & Žilinskienė LTU 1.95; Khramova 1.93
Non-qualifiers: Sieglinde Cadusch SUI & Svetlana Zalevskaya KAZ 1.93; Tisha Waller USA, Ioamnet Quintero CUB, Najuma Fletcher GUY & Pia Zinck DEN 1.90; Zuzana Kovacíková CZE & Olga Bolshova MDA 1.85; Connie Teaberry USA 1.80 & Monika Gollner AUT 1.80; Lea Haggett GBR 1.75; Desire du Plessis RSA DNS

Athens 1997

Final (Aug 10)

1,	Hanne Haugland	NOR	1.99
=2,	Inga Babakova	UKR	1.96
	Olga Kaliturina	RUS	1.96
4,	Yuliya Lyakhova	RUS	1.96
=5,	Kajsa Bergqvist	SWE	1.93
	Tatyana Motkova	RUS	1.93
=7,	Antonella Bevilacqua	ITA	1.93
	Britta Bilač	SLO	1.93
	Alina Astafei	GER	1.93

=10, Heike Balck GER & Hestrie Storbeck RSA 1.90; 12, Pia Zinck DEN 1.90; 13, Monica Iagăr ROU 1.85

Series	1.85	1.90	1.93	1.96	1.99
Haugland	o	o	o	o	xxxo
Babakova	o	o	o	o	xxxx
Kaliturina	o	o	o	o	xxxx
Lyakhova	o	o	xxo	xxo	xxx
Bergqvist	o	xo	xo	xxx	
Motkova	o	xo	xo	xxx	
Bevilacqua	o	o	xxo	xxx	
Bilač	o	o	xxo	xxx	
Astafei	o	oo	xxo	xxx	

Four women remained in the competition as the bar was raised to 1.99. Haugland, Babakova and Kaliturina had all compiled faultless records at 1.85, 1.90, 1.93 and 1.96 to share the lead, while Lyakhova – who had made third time clearances at 1.93 and 1.96 – was in fourth place. As nobody cleared 1.99 a three-way jump-off for the gold medal was declared. The bar remained at 1.99 and Haugland, jumping first, cleared. Kaliturina and Babakova needed to do likewise to keep their hopes alive, but both failed and the title passed to the Norwegian whose father was an international long jumper and grandfather placed fourth in the triple jump at the 1946 European Championships. Injury prevented Kostadinova from defending her title.

Qualifying Round (1.94 or top 12 to final) (Aug 8)
Group A qualifiers: Bergqvist, Haugland, Storbeck, Astafei, Babakova, Kaliturina, Motkova & Zinck 1.94
Non-qualifiers: Niki Bakoyianni GRE & Solange Witteveen ARG 1.92; Angie Bradburn-Spangler USA 1.89; Tatyana Khramova BLR 1.85; Oksana Mayboroda KGZ NH
Group B qualifiers: Lyakhova, Balck, Bilač, Iagăr & Bevilacqua 1.94
Non-qualifiers: Amy Acuff USA 1.92; Çigdem Arslan TUR & Debbie Marti GBR 1.89; Zuzana Kováčiková CZE 1.85; Inna Gliznutsa MDA, Erin Aldrich USA & Daniela Rath GER 1.80; Irène Tiendrébéogo BUR NH

Seville 1999

Final (Aug 29)

1,	Inga Babakova	UKR	1.99
2,	Yelena Yelesina	RUS	1.99
3,	Svetlana Lapina	RUS	1.99
=4,	Tisha Waller	USA	1.96
	Kajsa Bergqvist	SWE	1.96
	Zuzana Hlavoňová	CZE	1.96
7,	Viktoriya Styopina	UKR	1.96
8,	Svetlana Zalevskaya	KAZ	1.93

9, Amy Acuff USA 1.93; =10, Hanne Haugland NOR & Monica Dinescu ROU 1.93; 12, Yelena Gulyayeva RUS 1.93; Amewu Mensah GER NH

Series	1.85	1.90	1.93	1.96	1.99	2.01
Babakova	o	o	o	o	o	xxx
Yelesina	o	o	o	o	xo	xxx
Lapina	o	o	xxo	xxo	xxo	xxx
Waller	o	o	o	o	xxx	
Bergqvist	o	o	o	o	xxx	
Hlavoňová	o	o	o	o	xxx	
Styopina	o	o	xxo	o	xxx	
Zalevskaya	o	o	o	xxx		

There was a major shock before the final even got underway as Cloete, who had ended her European tour with victories at 2.00 in Paris, 1.97 in Stockholm and a world leading 2.04 in Monaco, failed three times at 1.92 and was eliminated. In the final there were a dozen women clear at 1.93 and seven made 1.96. The early casualties included defending champion Haugland and the possible favourite, European Champion Dinescu, who was handicapped by a left hamstring strain. Lapina was only seventh after clearing 1.96 at the final attempt (as also 1.93) but at 1.99 another last-gasp success at what was a personal best clinched a bronze medal for her. Babakova cleared at the first, Yelesina at the second and that decided the final outcome as no one made 2.01.

It was fourth time lucky for Babakova (32), an ethnic Lithuanian born in Turkmenistan but representing the Ukraine, having placed third in 1991 and 1995 and equal second in 1997. She had been in training for only six months following the birth of her second child and had not expected such a result. Yelesina was competing in her first World Championships since her silver medal in 1991.

Qualifying round (1.94 or top 12 to final) (Aug 27)
Group A qualifiers: Babakova, Waller, Gulyayeva & Bergqvist 1.92
Non-qualifiers: Hestrie Cloete RSA, Venelina Veneva BUL, Irina Mikhalchenko UKR, Karol Jenkins USA, Nelė Žilinskienė LTU, Olga Bolshova MDA, Irène Tiéndrébéogo BUR & Kärt Siilats EST 1.89; Linda Horvath AUT, Yoko Ota JPN & Níki Bakoyánni GRE 1.85; Tatyana Yefimenko KGZ & Nicole Forrester CAN 1.80
Group B qualifiers: Haugland, Styopina, Hlavoňová, Yelesina, Mensah, Lapina, Acuff, Dinescu & Zalevskaya 1.92
Non-qualifiers: Marta Mendia ESP & Miki Imai JPN 1.89; Lucie Finez FRA, Nevena Lendjel CRO, Tatyana Shevchik BLR, Solange Witteveen ARG, Ina Gliznutsa MDA 1.85

Edmonton 2001

Final (Aug 12)

1,	Hestrie Cloete	RSA	2.00
2,	Inga Babakova	UKR	2.00
3,	Kajsa Bergqvist	SWE	1.97
4,	Venelina Veneva	BUL	1.97
5,	Vita Palamar	UKR	1.94
6,	Blanka Vlašić	CRO	1.94
=7,	Dóra Györffy	HUN	1.90
	Monica Iagăr	ROU	1.90

9, Oana Pantelimon ROU 1.90; =10, Amy Acuff USA & Yelena Gulyayeva RUS 1.90; 12, Antonietta Di Martino ITA 1.85

Series	1.85	1.90	1.94	1.97	2.00	2.02
Cloete	o	o	o	o	xo	xxx
Babakova	o	xo	o	xo	xo	x
Bergqvist	o	o	o	o	xxx	
Veneva	xo	o	xxo	xo	xxx	
Palamar	o	xo	o	xxx		
Vlašić	xxo	xo	o	xxx		
Györffy	o	o	xxx			
Iagăr	o	o	xxx			

Of the four women who cleared 1.97, Cloete and Bergqvist had perfect records. At 2.00, Bergqvist (and Veneva) went out. Defending champion Babakova and Cloete failed once, then in the second round the Ukrainian cleared. Cloete also succeeded, meaning that Babakova would need to go higher in order to retain her title. In fact both failed at 2.02, so Cloete became the first South African woman to win any World Championship medal. "South Africa saved the best until last" said Cloete, reflecting on a day when her country also collected an unexpected silver (later promoted to gold) in the men's 4x100m relay.

Qualifying round (1.93 or top 12 to final) (Aug 10)
Group A qualifiers: Cloete, Palamar, Veneva, Gulyayeva, Iagăr & Bergqvist 1.91
Non-qualifiers: Nelé Zilinskiené LTU 1.88; Miki Imai JPN 1.85; Liga Klavina LAT 1.80; Erin Aldrich USA NH
Group B qualifiers: Acuff; Babakova; Martino & Pantelimon 1.91; Györffy & Vlašić 1.88
Non-qualifiers: Susan Jones GBR, Yelena Yelesina RUS, Wanita May CAN, Yekaterina Aleksandrova RUS & Juana Rosario DOM 1.88; Svetlana Zalevskaya KAZ & Marta Mendía ESP 1.85

Paris 2003

Final (Aug 31)

1,	Hestrie Cloete	RSA	2.06
2,	Marina Kuptsova	RUS	2.00
3,	Kajsa Bergqvist	SWE	2.00
4,	Venelina Veneva	BUL	1.98
5,	Vita Palamar	UKR	1.95
6,	Anna Chicherova	RUS	1.95
7,	Blanka Vlašić	CRO	1.95
8,	Juana Rosario Arrendal	DOM	1.95

=9, Amy Acuff USA & Viktoriya Styopina UKR 1.90; =11, Ruth Beitía ESP & Olga Kaliturina RUS 1.90

Series	1.85	1.90	1.95	1.98	2.00	2.02	2.04	2.06
	2.10							
Cloete	o	o	o	o	o	o	o	o
	xxx							
Kuptsova	o	o	xo	o	o	x	x	x
Bergqvist	o	o	o	xxo	xo	x	xx	
Veneva	o	o	o	xo	xxx			
Palamar	o	o	o	xxx				
Chicherova	o	xo	o	xxx				
Vlašić	-	o	xo	xxx				
Arrendel	o	xo	xo	xxx				

Cloete retained her title in commanding fashion, for she did not register one failure at all heights up to and including a Commonwealth and African record of 2.06. Eight women attempted 1.98 and four of these were successful: Kuptsova, Cloete, Veneva and Bergqvist in that order. At 2.00, the Bulgarian was eliminated, so for the first time at a World Championships all three medallists would clear 2.00 or better. At 2.02 both the Swede and the Russian failed on their first attempts. Cloete sailed clear without touching the bar and then could relax while her opponents both passed up to 2.04. Each failed once, but Cloete was instantly successful once again. Bergqvist tried 2.04 again and failed, while Kuptsova tried 2.06. Even if she had cleared she would have needed to go higher for victory, because once again Cloete went over. The South African went on to attempt 2.10.

Qualifying round (1.93 or top 12 to final) (Aug 29)
Group A qualifiers: Cloete, Palamar, Styopina, Acuff, Arrendal, Kuptsova & Veneva 1.93
Non-qualifiers: Marta Mendía ESP 1.91; Gaëlle Niaré FRA & Anne Gerd Eieland NOR 1.85; Iva Straková CZE 1.80; Miki Imai JPN NH
Group B qualifiers: Bergqvist, Beitía & Vlašić 1.93; Kaliturina & Chicherova 1.91
Non-qualifiers: Oana Pantelimon ROU, Inga Babakova UKR & Daniela Rath GER 1.88; Antonella Bevilacqua ITA & Solange Witteveen ARG 1.85; Romary Rifka MEX & Marina Korzhova KAZ 1.80

Helsinki 2005

Final (Aug 8)

1,	Kajsa Bergqvist	SWE	2.02
2,	Chaunte Howard	USA	2.00
3,	Emma Green	SWE	1.96
4,	Anna Chicherova	RUS	1.96
5,	Vita Palamar	UKR	1.93
6,	Tia Hellebaut	BEL	1.93
7,	Viktoriya Styopina	UKR	1.93
8,	Amy Acuff	USA	1.89

9, Dóra Györffy HUN 1.89; 10, Venelina Veneva BUL 1.85; 11, Iva Straková CZE 1.85; 12, Irina Mikhalchenko UKR 1.85

Series	1.80	1.85	1.89	1.93	1.96	1.98	2.00	2.02
	2.10							
Bergqvist	-	o	o	o	o	o	xo	o
	xxx							
Howard	o	o	o	o	xo	xo	xxo	xxx
Green	o	o	o	xo	xo	xxx		
Chicherova	o	o	o	o	xxo	xxx		
Palamar	-	o	o	o	xxx			
Hellebaut	o	o	xxo	o	xxx			
Styopina	o	o	o	xxo	xxx			
Acuff	o	xo	o	xxx				

During the outdoor season there had been seven jumps of 2.00 or better, with Bergqvist owning four of them. A favourite both of the crowd and the pundits, Bergqvist took the lead with a first-time clearance at 1.96. Howard, twice over 2.00 two weeks earlier, was no surprise as the second jumper over 1.96, but Sweden's Green, improving her lifetime best, was a revelation. At 1.98 Bergqvist and Howard repeated their first and second-time clearances, which became second and third-time successes at 2.00. The Swede then poured herself over 2.02 to make certain of the gold medal, before three speculative attempts at 2.10. Her win capped a remarkable comeback after having ruptured an Achilles tendon in July 2004.

Qualifying round (1.93 or top to final) (Aug 6)
Group A qualifiers: Chicherova, Howard & Mikhalchenko 1.93; Green, Straková & Styopina 1.91
Non-qualifiers: Corinne Müller SUI 1.91; Marta Mendía ESP & Melanie Skotnik FRA 1.88; Inna Gliznutsa MDA, Katerina Ibargüen COL & Monica Iagăr ROU 1.84; Hanna Mikkonen FIN 1.80; Tatyana Yefimenko KGZ NH
Group B qualifiers: Palamar & Hellebaut 1.93; Bergqvist, Györffy, Veneva & Acuff 1.91
Non-qualifiers: Oana Pantelimon ROU 1.91; Erin Aldrich USA, Tatyana Kivimyagi RUS, Ruth Beitía ESP & Blanka Vlašić CRO 1.88; Lavern Spencer LCA, Romary Rifka MEX & Zheng Xingyuan CHN 1.84; Juana Arrendel DOM 1.80

Osaka 2007

Final (Sep 2)

1,	Blanka Vlašić	CRO	2.05
=2,	Antonietta Di Martino	ITA	2.03
	Anna Chicherova	RUS	2.03
4,	Yelena Slesarenko	RUS	2.00
5,	Yekaterina Savchenko	RUS	2.00
6,	Ruth Beitia	ESP	1.97
=7,	Kajsa Bergqvist	SWE	1.94
	Melanie Skotnik	FRA	1.94
	Vita Palamar	UKR	1.94
	Marina Aitova	KAZ	1.94
	Emma Green	SWE	1.94

12, Amy Acuff USA 1.94; 13, Miruna Mataoanu ROU 1.90; 14, Tia Hellebaut BEL 1.90; =15, Barbora Laláková CZE 1.90; Lavern Spencer LCA 1.90

Series	1.85	1.90	1.94	1.97	2.00	2.03	2.05	2.10
Vlašić	o	o	o	o	xo	o	xxo	xxx
Di Martino	xo	o	o	o	o	xo	xxx	
Chicherova	o	o	o	o	xo	xo	xxx	
Slesarenko	o	o	o	o	xo	xxx		
Savchenko	o	o	xo	o	xxx	xxx		

	1.85	1.90	1.94	1.97	2.00
Beitia	o	o	o	xo	xxx
Bergqvist	o	o	o	xxx	
Skotnik	o	o	o	xxx	
Palamar	o	o	o	xxx	
Aitova	o	o	o	xxx	
Green	o	o	o	xxx	

A record 16 attained made the automatic qualifying height of 1.94, which led to a long final. Rather than being detrimental to the quality of the event, this appeared to enhance it. All athletes cleared at least 1.90, and a record five jumpers made 2.00, with three over 2.03 for the first time in one competition. Both defending champion Bergqvist and European Champion Hellebaut performed below expectations, but three of the top five equalled or set personal bests. The 1.69 tall Di Martino not only outjumped Olympic Champion Slesarenko for a share of the silver but with her 2.03 set a world women's "differential" high jump best of 34cm above her height.

With the bar at 2.05, Vlašić was in gold medal position, having been faultless to that height, while Chicherova and Di Martino had identical records. The Russian and Italian could not clear 2.05 and so shared the silver medal, while the 1.93 tall Croatian went over 2.05 at her final attempt.

Qualifying round (1.94 or top 12 to final) (Aug 31)
Group A qualifiers: Bergqvist, Palamar, Vlašić, Slesarenko, Aitova, Acuff, Mataoanu, Hellebaut, Laláková & Spencer 1.94
Non-qualifiers: Romana Dubnová CZE 1.91; Dóra Györffy HUN, Marta Mendía ESP & Inna Gliznuta MDA 1.88; Miyuki Aoyama JPN 1.84
Group B qualifiers: Chicherova, Beitia, Green, Di Martino, Savchenko, Skotnik 1.94
Non-qualifiers: Iva Straková CZE, Romary Rifka MEX, Anna Ustinova KAZ, Ebba Jungmark SWE, Erin Aldrich USA & Adonía Steryíou GRE 1.88; Juana Arrendel DOM. Nicole Forrester CAN & Oana Pantelimon ROU 1.84

Berlin 2009

Final (Aug 20)

1,	Blanka Vlašić	CRO	2.04
2,	Anna Chicherova	RUS	2.02
3,	Ariane Friedrich	GER	2.02
4,	Antonietta Di Martino	ITA	1.99
5,	Ruth Beitia	ESP	1.99
6,	Svetlana Shkolina	RUS	1.96
=7,	Emma Green	SWE	1.96
	Chaunté Howard	USA	1.96

9, Melanie Melfort FRA 1.92; 10, Yelena Slesarenko RUS 1.92; 11, Meike Kröger GER 1.87; 12, Amy Acuff USA 1.87

Series	1.87	1.92	1.96	1.99	2.02	2.04	2.06	2.10
Vlašić	o	o	o	o	xo	xo	-	xxx
Chicherova	o	o	xo	o	o	xxx		
Friedrich	-	o	-	o	xxo	xx	x	
Di Martino	o	o	xo	xo	xxx			
Beitia	o	o	o	xxo	xxx			
Shkolina	o	o	o	xxx				
Green	o	o	xo	xxx				
Howard	o	o	xo	xxx				

Anticipation was high for a great clash after Friedrich had jumped 2.06 in the Golden League meeting in the Olympic Stadium in June to defeat reigning champion Vlašić.

In World Championship final two months later, the medals were sorted out at 2.02. Chicherova, who had cleared 1.99 easily, then made 2.02 with her first jump, though she caught the bar with her thigh on the way down. Vlašić went on at her second attempt, which left Friedrich in third place. Concentrating on her final jump, she lifted her index finger to her mouth gesturing for less noise, and 50,000 people – who had just seen Usain Bolt break the world 200m record – went completely silent. The eerie moment of athletics magic was shattered by the roar as Friedrich cleared to cement bronze medal position ahead of Di Martino and Beitia.

Vlašić won by being the only one succeed at 2.04, though Friedrich narrowly failed ("only by the breadth of a hair") at 2.06 (after two misses at 2.04). Chicherova won her second consecutive silver medal, her fourth successive placing in the top six. After the championships Vlašić improved to 2.08, and second place on the all-time list.

Qualifying round (1.95 or top 12 to final) (Aug 18)
Group A qualifiers: Vlašić, Beitia & Howard 1.95; Kröger, Melfort, Shkolina & Aitova 1.92
Non-qualifiers: Anna Iljuštšenko EST, Vita Palamar UKR, Sharon Day USA, Iva Straková CZE, Svetlana Radzivil UZB, Levern Spencer LCA, Noengrothai Chaipetch THA 1.89; Katerina Ibargüen COL & Deirdre Ryan IRL 1.85; Romary Rifka MEX 1.80
Group B qualifiers: Friedrich, Green, Di Martino, Chicherova, Acuff & Slesarenko 1.95
Non-qualifiers: Adonía Steryíou GRE, Venelina VenevaBUL & Kamila Stepaniuk POL 1.92; Petrina Price AUS, Hanna Grobler FIN & Nadiya Dusanova UZB 1.89 Doreen Amata NGR, Stine Kufaas NOR & Yekaterina Yevseyeva KAZ 1.85; Biu Thi Nhung VIE NH

HIGH JUMP

Multiple Medallists:

5	Inga Babakova	URS/UKR	91-3, 95-3, 97-2=, 99-1, 01-2
3	Kajsa Bergqvist	SWE	01-3, 03-3, 05-1
2	Tamara Bykova	URS	83-1, 87-2
	Stefka Kostadinova	BUL	87-1, 95-1
	Yelena Yelesina	URS/RUS	91-2, 99-2
	Hestrie Cloete	RSA	01-1, 03-1
	Blanka Vlašić	CRO	07-1, 09-1
	Anna Chicherova	RUS	07-2=, 09-2

Most Finals:

7	Amy Acuff	USA	95-8=, 99-9, 01-10=, 03-9=, 05-8, 07-12, 09-12
6	Bergqvist		97-5=, 99-4=, 01-3, 03-3, 05-1, 07-7=

Most Appearances:

8	Acuff		95-8=, 97-14Q, 99-9, 01-10=, 03-9=, 05-8, 07-12, 09-12
7	Venelina Veneva/Mateeva	BUL	91-22=Q, 95-14Q, 99-14=Q, 01-4, 03-4, 05-10, 09-15Q
	Bergqvist		95-17=Q, 97-5=, 99-4=, 01-3, 03-3, 05-1, 07-7=

National Placings:

	1	2	3	4	5	6	7	8	Points
RUS	-	3+2=	1	4+1=	1+1=	2	-	-	78
GER	1	2	2	-	2	1	1+1=	-	48
UKR	1	1+1=	1	-	3	-	2+1=	-	44.1
SWE	1	-	3	1=	1=	-	3=	-	36.2
URS	1	2	1	-	1	-	1	1=	34.5
BUL	2	-	-	2	-	1	2	-	33
USA	-	1	1	1+1=	-	-	1+1=	1+2=	27.5
CRO	2	-	-	-	-	1	1	-	21
CUB	1	1	-	1	-	-	-	-	20
RSA	2	-	-	-	-	-	-	-	16
ITA	-	1=	-	1	-	1	1=	-	15.5
NOR	1	-	-	-	-	1	-	-	11
ESP	-	-	-	-	1	1	-	-	7
AUT	-	-	1	-	-	-	-	-	6
ROU	-	-	-	1=	-	-	1=	-	6
POL	-	-	-	1	-	-	-	-	5
CZE	-	-	-	1=	-	-	-	-	4
BLR	-	-	-	-	1	-	-	-	4
HUN	-	-	-	-	-	-	1=	2	3.5
BEL	-	-	-	-	-	1	-	-	3
CAN	-	-	-	-	-	1	-	-	3
KAZ	-	-	-	-	-	-	1=	1	1.6
SLO	-	-	-	-	-	-	1=	-	1
DOM	-	-	-	-	-	-	-	1	1
LAT	-	-	-	-	-	-	-	1	1
FRA	-	-	-	-	-	-	1=	-	0.6
LTU	-	-	-	-	-	-	-	1=	0.5
Totals	**12**	**10+4=**	**10**	**10+5=**	**9+2=**	**10**	**8+12=**	**6+4=**	**432**

Pole Vault — Seville 1999

Final (Aug 21)

1,	Stacy Dragila	USA	4.60=WR
2,	Anzhela Balakhonova	UKR	4.55
3,	Tatiana Grigorieva	AUS	4.45
4,	Zsuzsanna Szabó	HUN	4.40

5,	Nicole Humbert	GER	4.40
=6,	Pavla Hamáčková	CZE	4.40
	Daniela Bártová	CZE	4.40
8,	Yelena Belyakova	RUS	4.35

9, Kellie Suttle USA 4.35; 10, Elmarie Gerryts RSA 4.25; 11, Alejandra García ARG 4.25; 12, Vala Flosadóttir ISL 4.25; 13, Thórey Elísdóttir ISL 4.15; =14, Emma George AUS, Yvonne Buschbaum GER & Dana Cervantes ESP 4.15; Nastja Ryshich GER & Melissa Price USA NH

Series	4.00	4.15	4.25	4.35	4.40	4.45	4.50	4.55
	4.60	4.65						
Dragila	-	o	xo	o	xo	xo	xxo	xo
	xo	xxx						
Balakhonova	-	-	o	o	-	o	o	o
	xx	x						
Grigorieva	-	o	-	o	-	o	xxx	
Szabó	-	-	o	o	o	xx	x	
Humbert	-	o	o	xo	o	xxx		
Hamáčková	xo	o	o	xo	xo	-	xxx	
Bartová	xo	o	o	xo	xo	-	xxx	
Belyakova	xo	-	o	o	xxx			

New standards for this popular and fast developing event were set as, despite a no-height by World Indoor Champion Ryshich, and a disappointing display by world record holder George (only just back from injury), seven women cleared 4.40 or higher. Balakhonova led for most of the contest with five first-time clearances to 4.55 (matching her European record) before failing for the first time – and so narrowly – at a world record equalling 4.60.

In contrast, Dragila needed 13 jumps before she attempted 4.60 but the American feels she reaches her peak after a dozen or so vaults and she went clear at her second try at 4.60 to become joint world record holder and – as she had indoors two years earlier – the inaugural world champion. Bronze medallist Grigorieva, the Russian turned Australian, took only three jumps before bowing out at 4.50.

Edmonton 2001

Final (Aug 6)

1,	Stacy Dragila	USA	4.75
2,	Svetlana Feofanova	RUS	4.75
3,	Monika Pyrek	POL	4.55
4,	Tatiana Grigorieva	AUS	4.55
5,	Gao Shuying	CHN	4.50
6,	Thórey Elisdóttír	ISL	4.45
7,	Yvonne Buschbaum	GER	4.45
8,	Pavla Hamáčková	CZE	4.45

9, Janine Whitlock GBR 4.35; 10, Carolin Hingst GER 4.25; 11, Doris Auer AUT 4.25; 12, Mary Sauer USA 4.25

Series	4.10	4.25	4.35	4.45	4.50	4.55	4.60	4.65
	4.70	4.75	4.82					
Dragila	-	-	o	o	-	o	o	xo
	o	o	xxx					
Feofanova	-	-	o	o	-	o	o	xxo
	o	o	xxx					
Pyrek	-	o	o	xo	xo	o	xxx	
Grigorieva	o	o	xo	xxo	-	xo	xxx	
Gao	o	o	o	o	o	xxx		
Elisdóttir	xo	xo	xo	o	xxx			
Buschbaum	-	xxo	o	xo	xxx			
Hamáckova	o	o	o	xxo	xxx			

It was the greatest women's pole vault contest ever, despite equipment failures, officiating errors, interruptions due to medal ceremonies and unhelpful weather conditions with the sun in the face of the vaulters.

Eight women were left in to attempt 4.50, but initially the bar had been set accidentally to 4.55. When it came to 4.55, the mechanism setting the depth of the crossbar had failed, meaning that the left side of the bar was progressively placed one centimetre too far each time it was returned. Once these problems were noticed, all failures which they may have caused were annulled and further attempts were allowed if necessary.

Four were in at 4.60, and three of those (Dragila, Feofanova and Pyrek) cleared first time. Grigorieva made it on her second attempt, so when she and Pyrek went out at 4.60, she wound of fourth. Defending champion Dragila and Feofanova made 4.60 first time, and it was not until 4.65 that either failed. The American then went ahead by clearing on her second attempt while the Russian needed three goes. At 4.70 and 4.75 their perfect vaulting continued, with first-time successes for both. The bar then went up to the world record height of 4.82. A world record would have earned a $100,00 bonus, but after four hours of competition in the hot sunshine, it was not to be. Neither woman came particularly close. "Had the wind been more favourable, both of us could have broken the world record," said Feofanova after she and Dragila had taken a shared lap of honour.

Qualifying Round (4.40 or top 12 to final) (Aug 4)
Group A qualifiers: Feofanova, Pyrek, Sauer, Hingst & Whitlock 4.35
Non-qualifiers: Anzhela Balakhonova UKR, Monique De Wilt NED, Tanya Koleva BUL, Jenni Dryburgh NZL, Stephanie McCann CAN & Alejandra García ARG 4.25 Vala Flosadóttir ISL 4.15; Deborah Gyurcsek URU & Tracy O'Hara USA NH
Group B qualifiers: Dragila, Gao, Grigorieva, Buschbaum, Hamáčková, Elisdóttír & Auer 4.35
Non-qualifiers: Annika Becker GER, Marie B Rasmussen DEN & Krisztina Molnár HUN 4.25; Hanna-Mia Persson SWE 4.15; Mar Sánchez ESP 4.00; Alicia Warlick USA NH

Paris 2003

Final (Aug 25)

1,	Svetlana Feofanova	RUS	4.75
2,	Annika Becker	GER	4.70
3,	Yelena Isinbaeva	RUS	4.65
=4,	Stacy Dragila	USA	4.55
	Monika Pyrek	POL	4.55
6,	Yvonne Buschbaum	GER	4.50
7,	Anna Rogowska	POL	4.45
8,	Yelena Belyakova	RUS	4.45

9, Gao Shuying CHN 4.35; 10, Mary Sauer USA 4.35; Thórey Elisdóttír ISL & Marie Poissonnier FRA NH

Series	4.10	4.25	4.35	4.45	4.50	4.55	4.60	4.65
	4.70	4.75	4.80					
Feofanova	-	-	o	o	-	o	o	o
	xo	o	-					
Becker	-	-	o	-	xo	-	o	-
	xo	xx	x					
Isinbaeva	-	-	o	o	-	o	xo	o
	xx	x						
Dragila	-	o	o	o	o	xxo		
Pyrek	-	o	o	o	-	xxo	xxx	
Buschbaum	-	-	xo	-	xo	-	xxx	
Rogowska	o	o	xo	o	xxx			
Belyakova	-	o	o	xxo	-	xxx		

The contest did not match that of 2001 even though Dragila and Feofanova were now joined by new world record holder Isinbaeva. At 4.55 the two Russians went ahead with their first-time clearances. Dragila and Pyrek needed three attempts. The Germans Becker and Buschbaum were also still in the competition, but passed that height. All five tried 4.60 with Becker and Feofanova – the first two to vault – instantly successful. Isinbaeva made it on her second try but Dragila and Pyrek failed three times. At 4.70 Becker and Feofanova again matched one another with second-time clearances. Isinbaeva failed twice and saved her last try for 4.75. At that height Feofanova finally broke away from Becker by clearing first time.The German and Isinbaeva could go no higher so Feofanova – who had a temperature of 38° on the even of the final – moved up one place from her Edmonton silver.

First round (4.40 or top 12 to final) (Aug 23)
Group A qualifiers: Feofanova, Buschbaum & Monika Pyrek 4.40; Thórey Elisdóttír & Mary Sauer 4.35
Non-qualifiers: Natalya Kushsch UKR & Tania Koleva BUL 4.25; Vanessa Boslak FRA & Jillian Schwartz USA 4.15; Melina Hamilton NZL, Masumi Ono JPN & Alejandra García ARG 4.00; Carolina Maurer-Torres CHI NH
Group B qualifiers: Isinbaeva, Becker, Dragila & Belyakova 4.40; Gao & Poissonnier 4.35; Rogowska 4.25
Non-qualifiers: Naroa Agirre ESP & Carolin Hingst GER 4.25; Ánna Fitídou CYP, Becky Holliday USA & Zsuzsa Szabó HUN 4.15; Stephanie McCann CAN 4.00

Helsinki 2005

Final (Aug 12)

1,	Yelena Isinbaeva	RUS	5.01WR
2,	Monika Pyrek	POL	4.60
3,	Pavla Hamáčková	CZE	4.50
4,	Tanya Polnova	RUS	4.50
5,	Gao Shuying	CHN	4.50
=6,	Anna Rogowska	POL	4.35
	Dana Ellis	CAN	4.35
8,	Vanessa Boslak	FRA	4.35

9, Naroa Agirre ESP 4.35; 10, Carolin Hingst GER 4.35; 11, Jillian Schwartz USA 4.20; 12, Tatiana Grigorieva AUS 4.00; Tracy O'Hara USA NH

Series	4.00	4.20	4.35	4.50	4.60	4.70	4.75	5.01
Isinbaeva	-	-	-	o	o	o	-	xo
Pyrek	-	o	o	xo	o	xx	x	
Hamáčková	-	xo	o	o	xxx			
Polnova	-	o	o	xxo	xxx			
Gao	xo	o	xo	xxo	xxx			
Rogowska	-	-	o	xxx				
Ellis	-	o	o	xxx				
Boslak	-	xo	xo	xxx				

The level of Isinbaeva's domination of women's vaulting can be gauged by the fact that the biggest margin of victory in an Olympic or Worlds had been 39cm – by Frank Foss in 1920 – until the Russian's margin of 41cm in Helsinki. Her second jump of 4.60 would have been enough to win on countback, but she then cleared 4.70 before one failure at 5.01. Her second attempt left the bar untouched, as she had cleared with a margin of some 15cm! The conditions had been less than perfect, with just one other jumper (Gao) managing a seasonal best, and with only Pyrek able to jump higher than 4.50. It was Isinbaeva's 14th world record outdoors.

The final had been postponed for two days because of gale force winds.

Qualifying round (4.45 or top 12 to final) (Aug 7)
Group A qualifiers: Rogowska, Polnova, Schwartz & Hingst 4.45; Boslak, Agirre & O'Hara 4.40
Non-qualifiers: Janine Whitlock GBR 4.40; Kirsten Belin SWE, Thórey Edda Elísdóttir ISL, Takayo Kondo JPN, Melina Hamilton NZL & Natalya Kushch UKR 4.15; Kelsie Hendry CAN & Zhao Yingying CHN 4.00
Group B qualifiers: Isinbaeva, Pyrek & Gao 4.45; Ellis, Hamáčková & Grigorieva 4.40
Non-qualifiers: Fabiana Murer BRA & Stacy Dragila USA 4.40; Anzhela Balakhonova UKR, Krisztina Molnár HUN & Afrodíti Skafída GRE 4.15; Elisabete Tavares POR & Teja Melink SLO 4.40; Ánna Fitídou CYP & Nadine Rohr SUI NH

Osaka 2007

Final (Aug 28)

1,	Yelena Isinbaeva	RUS	4.80
2,	Kateřina Baďurová	CZE	4.75
3,	Svetlana Feofanova	RUS	4.75
4,	Monika Pyrek	POL	4.75
5,	Vanessa Boslak	FRA	4.70
=6,	Fabiana Murer	BRA	4.65
	Yuliya Golubchikova	RUS	4.65
8,	Anna Rogowska	POL	4.60

9, Tatyana Polnova RUS 4.60; 10, Jenn Stuczynski USA 4.50; 11, Kym Howe AUS 4.50; Silke Spiegelburg GER NH

Series	4.35	4.50	4.60	4.65	4.70	4.75	4.80	5.02
Isinbaeva				o			xo	xxx
Baďurová	o	o	o		xxo	o	xxx	
Feofanova		o	o		o	xo	xxx	
Pyrek	o	o	o	xo	xxo	xo	xxx	
Boslak	xo	o	x	xo	o	x	xx	
Murer	o	o	o	xo	xxx			
Golubchikova	o	o	o	xo	xxx			
Rogowska	o	xxo	o		xxx			

While Isinbaeva had twice been over 4.90 during 2007, it had not been a vintage season for her, and she was being pressed closely by Stuczynski who cleared 4.88 before Osaka. In Japan, however, the American was nursing an ankle injury and could clear only 4.50 in the final. Isinbaeva opened at 4.65, and then passed to 4.80, at which point Baďurová with a first-time clearance at 4.75, led on countback over Feofanova and Pyrek. Isinbaeva then made 4.80 on her second attempt, and so retained her title with just three jumps. The strength of the competition was such that third to ninth achieved the best marks for position ever, making it the best ever in terms of depth.

Qualifying round (4.55 or top 12 to final) (Aug 26)
Group A qualifiers: Stuczynski, Baďurová, Golubchikova, Feofanova, Murer & Rogowska 4.55
Non-qualifiers: Naroa Agirre ESP & Jillian Schwartz USA 4.50; Julia Hütter GER 4.45; Carolin Hingst GER, Afrodíti Skafída GRE, Minna Nikkanen FIN, Zhang Yingning CHN & Takayo Kondo JPN 4.35; Alejandra García ARG & Alana Boyd AUS 4.20
Group B qualifiers: Polnova, Isinbaeva, Pyrek, Howe, Boslak & Spiegelburg 4.55
Non-qualifiers: Gao Shuying CHN 4.50; Niki McEwen USA, Pavla Rybová CZE, Thórey Edda Elisdóttir ISL & Roslinda Samsu MAS 4.35; Hanna-Mia Persson SWE, Kate Dennison GBR, Anna Katharina Schmid SUI 4.20; Vicky Parnov AUS Joana Costa BRA & Elisabete Tavares POR 4.05

Berlin 2009

Final (Aug 17)

1,	Anna Rogowska	POL	4.75
=2,	Monika Pyrek	POL	4.65
	Chelsea Johnson	USA	4.65
4,	Silke Spiegelburg	GER	4.65
5,	Fabiana Murer	BRA	4.55
6,	Kate Dennison	GBR	4.55
=7,	Anna Battke	GER	4.40
	Tatyana Polnova	RUS	4.40

9, Aleksandra Kiryashova RUS 4.40; 10, Kristina Gadschiew GER 4.40; Yelena Isinbaeva RUS NH; Yuliya Golubchikova RUS DNS

Series	4.25	4.40	4.55	4.65	4.75	4.80
Rogowska		o	o	xo	o	xxx
Pyrek		o	o	o	xx	x
Johnson		o	o	o	xxx	
Spiegelburg		o	xo	xo	xxx	
Murer		o	o	xxx		
Dennison	o	o	xo	xxx		
Battke		o	xxx			
Polnova	o	o	xxx			

Isinbaeva had won seven global titles since losing at the 2003 World Championships. In qualifying she had a huge clearance at 4.55 which appeared to be worth 5m+, but in the final her bubble burst. Despite clearing 4.70 in warm-up, she failed at her opening height of 4.75, at which point only four other jumpers were still in the competition. Pyrek and Johnson, faultless to that height, shared the lead, with Rogowska (one failure) ahead of Spiegelburg. When Rogowska cleared 4.75 first time to take the lead, Isinbaeva moved to 4.80, which, shockingly, she missed twice.

Johnson – daughter of 1972 Olympic bronze medalist Jan Johnson – shared the silver with Pyrek, who placed in the top four for the fifth time. Isinbaeva afterwards stated that her "mind was absent," but "I do not regret I did not start at lower heights because even if I cleared 4.65 it would mean nothing." The following week in Zürich, Isinbaeva broke her world record with 5.06.

Qualifying round (4.60 or top 12 to final) (Aug 15)
Group A qualifiers: Murer, Rogowska, Golubchikova, Dennison, Battke & Polnova 4.55
Non-qualifiers: Anna Giordano Bruno ITA & Nicole Büchler SUI 4.50; Joanna Piwowarska POL, Stacy Dragila USA, Mariánna Zaharíadi CYP & Sandra-Hélèna Tavares POR 4.25; Télie Mathiot FRA & Romana Malácová CZE 4.10; Gao Shuying CHN NH
Group B qualifiers: Spiegelburg, Isinbaeva, Johnson, Pyrek & Kiryashova 4.55; Gadschiew 4.50
Non-qualifiers: Jillian Schwartz USA 4.50; Kelsie Hendry CAN, Jirina Ptácniková CZE, Li Ling CHN, Nikoléta Kiriakopoúlou GRE & Minna Nikkanen FIN 4.40
Naroa Agirre ESP 4.40; Roslinda Samsu MAS 4.25; Takayo Kondo JPN & Lim Eun-ji KOR 4.10

POLE VAULT

Multiple Medallists:

3	Monika Pyrek	POL	01-3, 05-2, 09-2=
	Svetlana Feofanova	RUS	01-2, 03-1, 07-3
	Yelena Isinbaeva	RUS	03-3, 05-1, 07-1
2	Stacy Dragila	USA	99-1, 01-1

Most Finals:

5	Pyrek		01-3, 03-4=, 05-2, 07-4, 09-2=
4	Isinbaeva		03-3, 05-1, 07-1, 09-nh
	Anna Rogowska	POL	03-7, 05-6=, 07-8, 09-1

Most Appearances:

5	Dragila		99-1, 01-1, 03-4=, 05-16Q, 09-22=Q
	Thórey Elísdóttir	ISL	99-13, 01-6, 03-nh, 05-17=Q, 07-19=Q
	Gao Shuying	CHN	01-5, 03-9, 05-5, 07-14Q, 09-nh/Q
	Pyrek		
4	Alejandra García	ARG	99-11, 01-21Q, 03-25Q, 07-26Q
	Pavla Hamácková/Rybová	CZE	99-6=, 01-8, 05-3, 07-19=Q
	Caroline Hingst	GER	01-10, 03-15=Q, 05-10, 07-17=Q
	Isinbaeva		
	Naroa Agirre	ESP	03-13Q, 05-9, 07-13Q, 09-21Q
	Rogowska		
	Jillian Schwartz	USA	03-18=Q, 05-11, 07-15Q, 09-15Q

National Placings:

	1	2	3	4	5	6	7	8	Points
RUS	3	1	2	1	-	1=	1=	2	54
POL	1	1+1=	1	1+1=	-	1=	1	1	42.5
USA	2	1=	-	1=	-	-	-	-	27
GER	-	1	-	1	1	1	1+1=	-	22.5
CZE	-	1	1	-	-	2=	-	1	19
AUS	-	-	1	1	-	-	-	-	11
CHN	-	-	-	-	2	-	-	-	8
UKR	-	1	-	-	-	-	-	-	7
BRA	-	-	-	-	1	1=	-	-	6.5
HUN	-	-	-	1	-	-	-	-	5
FRA	-	-	-	-	1	-	-	1	5
GBR	-	-	-	-	-	1	-	-	3
ISL	-	-	-	-	-	1	-	-	3
CAN	-	-	-	-	-	1=	-	-	2.5
Totals	**6**	**5+2=**	**5**	**5+2=**	**5**	**3+6=**	**2+2=**	**5**	**216**

Long Jump — Helsinki 1983

Final (Aug 14)

1,	Heike Daute	GDR	7.27w	(2.2)
2,	Anișoara Cușmir	ROU	7.15w	(3.4)
3,	Carol Lewis	USA	7.04w	(4.3)
4,	Tatyana Proskuryakova	URS	7.02	(1.4)
5,	Beverly Kinch	GBR	6.93w	(4.6)
6,	Zsuzsa Vanyek	HUN	6.81	(1.4)
7,	Eva Murková	TCH	6.80w	(3.3)
8,	Robyn Lorraway	AUS	6.65	(0.8)

Legal bests:

Daute	7.02	(1.6)
Cușmir	7.00	(1.2)
Lewis	6.93	(1.1)
Kinch	6.90	(1.4)
Murková	6.71	(-2.9)

9, Valy Ionescu ROU 6.62 (1.1); 10, Jarmila Strejcková TCH 6.56 (0.9); 11, Jennifer Inniss GUY 6.54 (1.1); 12, Helga Radtke GDR 6.44 (1.9)

Series	1	2	3	4	5	6
Daute	6.91w	7.02	7.27w	7.16w	6.79	7.26w
Cușmir	7.00	6.87	7.15w	7.02w	x	6.99
Lewis	6.93	6.89	x	7.04w	6.69	6.73
Proskuryakova	6.83	6.91w	x	6.98	6.96w	7.02
Kinch	6.90	6.81	6.93w	6.82	6.82w	6.87
Vanyek	6.81	6.54w	6.41w	4.88w	6.81	x
Murkova	x	x	6.80w	x	6.71	6.72w
Lorraway	6.65	x	x	x	x	x

An extraordinary standard was evident after the first six jumps of the final, by which time Beverly Kinch's new Commonwealth record of 6.90 was good enough only for fourth place. The leader on 7.00 was world record holder Cușmir, while in second place was Carol Lewis, younger sister of Carl.

In round 2, European Junior Champion Daute overtook Cușmir with her 7.02. The Romanian countered with 7.15w in the third, but the GDR jumper, only 18, immediately followed with 7.27w despite falling back.

The fourth round saw Proskuryakova move into third place on 6.92, into a headwind. Cușmir and Daute each produced 7m leaps, but neither improved. Lewis did: 7.04w to go into third. No-one improved in the last two rounds except Proskuryakova, whose final effort of 7.02 solidified her fourth place. Daute finished in style with a windy 7.22.

Qualifying round (6.40 or top 12 to final) (Aug 7)

Group A qualifiers: Lewis 6.78 (1.6); Daute 6.65 (1.1); Lorraway 6.65 (1.6); Proskuryakova 6.63 (1.8); Ionescu 6.44 (-0.9); Strejcková 6.40 (0.5)

Non-qualifiers: Shonel Ferguson BAH 6.29w (5.7) & 6.24 (1.9); Lena Wallin SWE 6.19 (0.9); Esmeralda García BRA 6.15w (2.6) & 6.08 (0.3); Heidi Benserud NOR 5.92 (1.2); Jacinta Bartholemew GRN 5.77w (2.4) & 5.72 (0.9); Marie-Ange Wirtz SEY 5.20 (1.6); Kim Moh CAM 4.90w (2.1) & 4.83 (1.6); Sabine Everts FRG, Arja Jussila FIN & Nicole Tombezogo CAF NM; Jackie Joyner USA DNS

Group B qualifiers: Cușmir 6.76w (2.4); Vanyek 6.60 (0.7); Murková 6.57 (0.3); Radtke 6.53 (1.9); Inniss 6.45 (1.2); Kinch 6.43 (0.4)

Non-qualifiers: Gwen Loud USA 6.37 (1.3); Madeline de Jesús PUR 6.12w (2.9) & 6.10 (0.7); Halcyon McKnight JAM 6.03 (0.8); Huang Donghuo CHN 5.90 (1.6); Rose King IVB 5.40w (2.3); Mariam Traore BUR 4.90 (1.4); Mercy Kuttan IND & Christina Sussiek FRG NM; Karen Nelson CAN, Glynis Nunn AUS & Svetlana Zorina URS DNS

Rome 1987

Final (Sep 4)

1,	Jackie Joyner-Kersee	USA	7.36	(0.4)
2,	Yelena Belevskaya	URS	7.14	(-0.6)
3,	Heike Drechsler	GDR	7.13	(-0.7)
4,	Helga Radtke	GDR	7.01	(-0.1)
5,	Galina Chistyakova	URS	6.99	(0.9)
6,	Irina Valyukevich	URS	6.89	(-0.9)
7,	Jennifer Inniss	USA	6.80	(-0.8)
8,	Nicole Boegman	AUS	6.63	(-0.5)

9, Lyudmila Ninova BUL 6.50 (-0.1); 10, Silviya Moneva BUL 6.45 (-0.3); 11, Sheila Echols USA 6.39 (-1.0); 12, Lene Demsitz DEN 6.11 (-0.8)

Series	1	2	3	4	5	6
Joyner-Kersee	6.91	7.12	7.36	6.95	6.95	6.99
Belevskaya	6.17	6.81	6.74	7.14	6.92	6.98
Drechsler	6.91	7.03	7.13	5.62	-	-
Radtke	6.95	6.56	7.01	x	x	6.95
Chistyakova	6.99	6.74	x	x	6.83	6.80
Valyukevich	6.80	6.41	6.80	6.83	6.66	6.89
	1	2	3	4	5	6
Innis	6.80	6.77	6.72	x	x	6.51
Boegman	x	6.41	6.63	6.37	x	6.22

The clash of the two co-world record holders – Drechsler (née Daute) and Joyner-Kersee – was spoiled by an injury to Drechsler's left knee which prevented her from taking her last two jumps.

Even so, the GDR athlete would have needed to be at her best to have defeated the American, who leapt 7.36 in the third round. Joyner-Kersee, who won the heptathlon three days earlier, was initially given a red flag for her winning jump. This decision was reversed on closer inspection of the plasticine.

Drechsler, about to lose for the first time since 1985, was pushed back into third place when Belevskaya leapt 7.14 in the fourth round.

Qualifying round (6.58 or top 12 to final) (Sep 3)

Group A qualifiers: Drechsler 6.95 (0.7); Chistyakova 6.86 (0.0); Valyukevich 6.82 (0.9); Inniss 6.75 (0.0); Moneva 6.71 (0.0); Demitz 6.58 (-0.5)

Non-qualifiers: Ringa Ropo FIN 6.55 (-0.2); Antonella Capriotti ITA 6.31 (0.3); Wang Zhihui CHN 6.28 (0.5); Madeline de Jesús PUR 6.20 (0.5); Beatrice Utondu NGR 6.17w (2.2); Carmen Sirbu ROU 6.00 (-0.2); See Huey Chan SIN 5.49 (-0.9); Jacqueline Ross STV 5.29 (1.7); Eva Murková TCH NM

Group B qualifiers: Joyner-Kersee 6.86w (2.9); Echols 6.61w (2.9); Boegman 6.60 (-0.3); Ninova 6.60 (-0.4); Radtke 6.58 (0.6); Belevskaya 6.58 (-1.3)

Non-qualifiers: Marieta Ilcu ROU 6.50 (-0.3); Sofiya Bozhanova BUL 6.43 (0.7); Eva Karblom SWE 6.31 (1.3); Valy Ionescu ROU 6.30 (1.8); Euphemia Huggins TRI 6.26 (0.9); Eloina Echevarría CUB 6.23 (1.2); Tracy Smith CAN 6.17 (1.1); Sigal Gonen ISR 6.03 (0.6)

Tokyo 1991

Final (Aug 25)

1,	Jackie Joyner-Kersee	USA	7.32	(0.0)
2,	Heike Drechsler	GER	7.29	(-0.2)
3,	Larisa Berezhnaya	URS	7.11	(0.0)
4,	Yelena Sinchukova	URS	7.04	(1.8)
5,	Susen Tiedtke	GER	6.77	(0.9)
6,	Marieta Ilcu	ROU	6.72	(0.9)
7,	Ljudmila Ninova	AUT	6.72	(-0.5)
8,	Yelena Belevskaya	URS	6.69	(-0.6)

9, Ringa Ropo-Junnila FIN 6.63 (0.2); 10, Jackie Edwards BAH 6.37 (0.3); 11, Christy Opara-Thompson NGR 6.28 (-0.2); 12, Yinka Idowu GBR 6.16 (-0.4)

Series	1	2	3	4	5	6
Joyner-Kersee	7.32	x	-	x	-	7.11
Drechsler	7.09	7.16	7.29	6.99	7.08	6.94
Berezhnaya	7.11	6.92	x	6.86	6.81	6.91
Sinchukova	6.84	6.95	7.00	6.68	7.04	6.90
Tiedtke	6.55	6.65	6.63	x	6.77	6.74
Ilcu	6.55	x	6.70	6.70	6.68	6.72
Ninova	x	6.72	6.33	x	x	x
Belevskaya	6.49	6.54	6.68	x	6.41	6.69

Just like 1987, Joyner-Kersee and Drechsler were the two favourites. Joyner-Kersee made the most of the fact that she was the first to jump in the final by leaping 7.32, her best for three years. Drechsler went into second place with 7.09 but slipped to third after Berezhnaya's 7.11. In the second round, the American fouled before Drechsler improved to 7.16. Joyner-Kersee passed her next jump, then Drechsler closed right up with 7.29.

This prompted the defending champion to take her fourth jump. It ended disastrously. Instead of planting her foot on the take-off board, she stepped on the plasticine and twisted her right foot. She landed heavily in the sand and looked to be badly injured. She thought she had broken her leg, but was able to get up and eventually jump again, producing 7.11 in the sixth round.

In the meantime, Drechsler had produced leaps of 6.99 and 7.08. With her last attempt she spanned 6.94, meaning that gold had gone once again to JJK.

Qualifying round (6.65 or top 12 to final) (Aug 24)
Group A qualifiers: Joyner-Kersee 6.91w (2.4); Berezhnaya URS 6.87 (1.9); Tiedtke 6.85w (2.2,); Senchukova 6.80 (1.1); Opara-Thompson 6.68 (1.3); Ropo-Junnila (11) 6.66w (2.8) & Edwards 6.66 (1.2)
Non-qualifiers: Liu Shuzhen CHN 6.57 (0.4); Yang Juan CHN 6.56 (0.6); Fiona May GBR 6.54 (1.0); Valentina Uccheddu ITA 6.48 (1.6); Iva Prandzheva BUL 6.30 (0.8); Jayne Moffitt NZL 6.29 (0.4); Tamara Malesev YUG 6.27 (0.9); Flora Hyacinth ISV 6.17w (3.2)
Group B qualifiers: Drechsler 6.87 (0.5); Ninova 6.79 (2.0); Ilcu 6.77 (0.9); Belevskaya 6.70 (1.0); Idowu 6.63w (2.4) & 6.59 (1.5)
Non-qualifiers: Helga Radtke GER 6.62w (3,2) & 6.25 (-0.3); Nicole Staines AUS 6.57w (3.6) & 6.53 (0.6); Wang Chunfang CHN 6.55; Agata Karczmarek POL 6.55 (0.0); Sheila Echols USA 6.47 (1.0); Cindy Greiner USA 6.41 (1.5); Wang Shu-Hwa TPE 6.38w (3.5); Dianne Guthrie JAM 6.37 (1.7); Solange Ostiana AHO, Ragne Kytölä FIN & Renata Nielsen DEN NM

Stuttgart 1993

Final (Aug 15)

1,	Heike Drechsler	GER	7.11	(-0.3)
2,	Larisa Berezhnaya	UKR	6.98	(0.4)
3,	Renata Nielsen	DEN	6.76	(0.6)
4,	Yelena Khlopotnova	UKR	6.75	(0.5)
5,	Lyudmila Galkina	RUS	6.74	(0.5)
6,	Ljudmila Ninova	AUT	6.73	(0.8)
7,	Nicole Boegman	AUS	6.70	(0.2)
8,	Agata Karczmarek	POL	6.57	(0.6)

9, Susen Tiedtke GER 6.54 (0.6); 10, Yelena Sinchukova RUS 6.52 (0.5); 11, Mirela Dulgheru ROU 6.48 (0.7); 12, Valentina Uccheddu ITA 6.38 (0.3)

Series	1	2	3	4	5	6
Drechsler	6.79	7.09	6.83	7.11	7.10	7.09
Berezhnaya	6.98	x	6.94	x	6.76	-
Nielsen	6.76	6.76	x	6.64	x	6.71
Khlopotnova	6.64	6.75	x	6.57	6.55	6.26
Galkina	x	x	6.74	6.45	x	x
Ninova	6.55	x	5.99	6.73	x	6.62
Boegman	x	6.70	6.48	6.42	6.60	6.68
Karczmarek	x	6.57	x	6.44	x	6.39

Two-time winner Joyner-Kersee was not entered, having been persuaded to concentrate on the heptathlon. This left the way clear for Drechsler to attempt to regain her 1983 title.

The standard was lower than at the previous championships, and the German star was the only one to jump further than seven metres. This she did four times, topped by 7.11 in the third round.

Qualifying round (6.70 or top 12 to final) (Aug 14)
Group A qualifiers: Khlopotnova 6.83 (0.5); Tiedtke 6.66 (0.5); Ninova 6.61 (0.2); Dulgheru 6.56 (-0.6); Sinchukova 6.50 (0.6)
Non-qualifiers: Anzhela Atroshchenko BLR 6.36 (0.0); Anna Biryukova RUS 6.36 (0.1); Jackie Edwards BAH 6.33 (0.3); Yinka Idowu GBR 6.30 (0.4); Sheila Echols USA 6.30 (0.2); Antonella Capriotti ITA 6.23 (0.0); Andrea Avila ARG 6.23 (0.2); Dionne Rose JAM 6.15 (-0.3); Terri Horgan IRL 6.11 (0.5); Elma Muros PHI 5.99 (0.5); Camille Jackson USA 5.91 (0.2); Nashwa Morsy EGY 5.48 (-0.1); Sylvie Kabore BUR 5.35 (-0.3); Pastora Chavez HON 4.71 (0.7)
Group B qualifiers: Berezhnaya 6.87 (0.5); Drechsler 6.70 (0.3); Nielsen 6.61 (-0.1); Galkina 6.60 (0.2); Boegman 6.59 (-0.1); Karczmarek 6.48 (0.0)
Non-qualifiers: Valentina Uccheddu ITA 6.48 (0.0); Helga Radtke GER 6.44 (0.3); Fiona May GBR 6.42 (0.1); Marieta Ilcu ROU 6.40 (-0.4); Joanne Wise GBR 6.20 (0.4); Sharon Couch USA 6.19 (0.3); Dedra Davis BAH 6.11 (-0.1); Fatima Yuksel TUR 5.98 (0.3); Sandrine Hennart BEL 5.90 (0.4); Ermelinda Shehu ALB 5.67 (0.1); Solange Ostiana AHO 5.37 (0.3); Beryl Larame SEY 5.24 (-0.3); Flora Hyacinth ISV NM

Gothenburg 1995

Final (Aug 6)

1,	Fiona May	ITA	6.98w	(4.3)
2,	Niurka Montalvo	CUB	6.86	(0.5)
3,	Irina Mushayilova	RUS	6.83w	(3.0)
4,	Olga Rublyova	RUS	6.78	(1.0)
5,	Valentina Uccheddu	ITA	6.76	(0.3)
6,	Jackie Joyner-Kersee	USA	6.74w	(3.3)
7,	Agata Karczmarek	POL	6.71	(0.9)
8,	Viktoriya Vershinina	UKR	6.66	(0.0)

Legal bests:

May	6.93	(0.8)
Mushayilova	6.75	(0.9)
Joyner-Kersee	6.69	(0.2)

9, Heike Drechsler GER 6.64w (2.6); 10, Inessa Kravets UKR 6.57 (-2.1); 11, Yelena Khlopotnova UKR 6.53 (0.6); 12, Chantal Brunner NZL 6.43 (0.7); Jackie Edwards BAH NM

Series	1	2	3	4	5	6
May	6.93	x	6.87	x	6.64	6.98w
Montalvo	6.42	x	6.70	6.62	x	6.86
Mushayilova	6.75	6.52	6.82w	6.76w	6.83	x
Rublyova	6.61w	6.65w	6.78	6.77w	6.68w	6.31w
Uccheddu	x	6.76	x	x	6.74	6.40
Joyner-Kersee	6.74w	x	6.69	6.25	6.59w	6.46
Karczmarek	x	5.57	6.71	5.96	6.71	6.56
Vershinina	x	6.66	x	6.62w	3.56	6.41

Former World Junior champion Fiona May was not put off by the changing wind conditions which varied from 1.1 headwinds to assisting winds of 4.3. The Italian, who represented Britain until 1993, opened with 6.93, a distance no-one else would better. In the final round she improved to 6.98w despite hitting her head on the marker board beside the pit.

It was a big upset that Drechsler and Joyner-Kersee – winners of the past three world titles – did not win a medal between them. JJK, troubled by ankle and Achilles problems, only managed 6.74w for sixth place. Drechsler was in form and opened the contest with a foul further than seven metres. But she fouled again and her third leap of 6.64w was two centimetres short of eighth place.

Qualifying round (6.75 or top 12 to final) (Aug 5)
Group A qualifiers: May 6.76w (2.6); Drechsler 6.70 (1.0); Montalvo 6.69w (2.6)

& 6.35 (-0.3); Mushayilova 6.63w (2.1) & 6.41 (1.8); Khlopotnova 6.63w (2.7) & 6.38 (1.2); Edwards 6.59 (1.0); Brunner 6.53w (2.7)
Non-qualifiers: Nicole Boegman AUS 6.51 (-0.9); Niki Xanthou GRE 6.50 (0.4); Lyudmila Galkina RUS 6.49 (1.3); Yao Weili CHN 6.49 (1.3); Andrea Avila ARG 6.39w (2.3) & 6.34 (1.5); Valentina Gotovska LAT 6.32 (1.4); Sharon Couch USA 6.30 (1.9); Ksenija Predikaka SLO 6.30w (2.1); Dionne Rose JAM 6.07w (2.1); Elma Muros PHI 6.01w (3.6) & 5.98 (1.2); Nilufar Yeasmin BAN 5.40w (3.2); Tunde Vaszi HUN & Pastora Chávez HON NM
Group B qualifiers: Rublyova 6.74 (0.5); Kravets 6.73 (-0.6); Joyner-Kersee 6.73 (0.3); Vershinina 6.72w (2.1); Karczmarek 6.54w (2.3) & 6.44 (-0.8); Uccheddu 6.53 (0.0)
Non-qualifiers: Marieke Veltman USA 6.50 (0.1); Pat Itanyi NGR 6.46 (1.5); Lacena Golding JAM 6.45 (1.2); Nadine Caster FRA 6.43 (0.8); Renata Nielsen DEN 6.42 (0.0); Claudia Gerhardt GER 6.40 (2.0); Flora Hyacinth ISV 6.36 (0.7); Ljudmila Ninova AUT 6.32 (-1.4); Fatma Dulkan TUR 6.22 (0.9); Béryl Laramé SEY 5.50 (1.5); Deborah Rugama NCA 4.88w (4.2); Heli Koivula FIN, Voula Patoulídou GRE & Ana Liku TGA NM

Athens 1997

Final (Aug 9)

1,	Lyudmila Galkina	RUS	7.05	(0.6)
2,	Niki Xanthou	GRE	6.94	(0.1)
3,	Fiona May	ITA	6.91	(0.8)
4,	Heike Drechsler	GER	6.89	(-0.1)
5,	Jackie Joyner-Kersee	USA	6.79	(0.7)
6,	Susen Tiedtke-Greene	GER	6.78	(-0.1)
7,	Viktoriya Vershinina	UKR	6.71	(0.8)
8,	Erica Johansson	SWE	6.64	(-0.3)

9, Magdalena Khristova BUL 6.64 (0.4); 10, Marion Jones USA 6.63 (0.0); 11, Sharon Jaklofsky NED 6.61 (1.0); 12, Chioma Ajunwa NGR 5.21 (-0.3)

Series	1	2	3	4	5	6
Galkina	6.89	6.85	x	7.05	x	-
Xánthou	x	6.69	6.93	6.94	x	x
May	6.91	x	x	6.78	6.66	x
Drechsler	6.62	x	6.69	4.90	6.87	6.89
Joyner-Kersee	6.79	6.78	x	6.72	6.78	6.60
Tiedtke-Greene	6.75	x	x	6.78	6.54	6.7
Vershinina	4.28	6.71	x	x	6.56	6.54
Johansson	x	6.54	6.64	6.54	5.34	6.41

The shock winner of the Olympic gold medal, Ajunwa, led the qualifiers by a whopping 21cm margin at 7.01 but, her left thigh heavily strapped, she hurt herself on her first jump in the final and had to be carried off on a stretcher. Defending champion May led the final with her opening leap of 6.91 until local heroine Xanthou went ahead by 2cm in the third round. However, one round later the 1995 world indoor champion Galkina, a former world junior triple jump record holder, stretched out to a timely personal best of 7.05. Xanthou improved slightly to 6.94 to consolidate second place. May's 6.91 held up for bronze but, with thousands of Greeks whistling in an unsporting attempt to distract her, the British-born Italian marginally fouled her final attempt, landing beyond 7 metres. Drechsler, champion in 1983 and 1993, fell just short of a medal with her last jump and one place ahead of another former world champion and record holder in Jackie Joyner-Kersee. The 100m champion Jones, a novice at this event, placed tenth.

Qualifying Round (6.70 or top 12 to final) (Aug 7)
Group A qualifiers: Ajunwa 7.01 (1.1); Drechsler 6.80 (-0.3); Galkina 6.75 (0.2); Jaklofsky 6.73 (0.5); Johansson 6.64 (-0.4); Khristova 6.63 (0.2); Joyner-Kersee 6.62 (-0.8); Jones 6.59 (-0.3)
Non-qualifiers: Heli Koivula FIN 6.57 (-0.2); Yelena Shekhovtsova UKR 6.52 (-0.4); Tünde Vaszi HUN 6.52 (0.4); Lacena Golding JAM 6.50 (-0.1); Renata Nielsen DEN 6.49 (0.1); Linda Ferga FRA 6.46 (-0.2); Valentina Gotovska LAT 6.20 (0.2); Sabine Braun GER 6.20 (0.4); Andrea Avila ARG 6.08 (1.1); Voula Patoulidou GRE 5.90 (-0.9); Siulolo Liku TGA 5.83 (0.7); Gilda Massa PER 5.51 (-0.6)
Group B qualifiers: May 6.73 (-0.1); Tiedtke-Greene GER 6.72 (0.2); Vershinina UKR 6.66 (1.0); Xanthou GRE 6.62 (0.3)
Non-qualifiers: Joanne Wise GBR 6.52 (0.5); Ljudmila Ninova AUT 6.50 (0.6); Nina Perevedentseva RUS 6.45 (-0.4); Agata Karczmarek POL 6.44 (0.5); Yelena Pershina KAZ 6.38 (0.5); Jackie Edwards BAH 6.38 (-0.6); Sharon Couch USA 6.37 (-0.1); Nadine Caster FRA 6.37 (-0.3); Yelena Donkina RUS 6.29 (0.9); Chantal Brunner NZL 6.26 (0.2); Eunice Barber SLE 6.19 (0.2); Jęlena Blazevica LAT 6.18 (0.6); Yelena Lemeshevskaya BLR 6.07 (-0.2); Luciana dos Santos BRA 5.92 (0.7); Anja Valant SLO 5.77 (1.0); Elisa Pérez DOM 5.67 (0.0); Vera Bregu ALB 5.58 (-0.4); Maria Fleischmann GUA 5.25 (0.2); Isis Moreno PAN 5.08 (-0.9)

Seville 1999

Final (Aug 23)

1,	Niurka Montalvo	ESP	7.06	(-0.1)
2,	Fiona May	ITA	6.94	(-0.2)
3,	Marion Jones	USA	6.83	(-0.2)
4,	Lyudmila Galkina	RUS	6.82	(0.0)
5,	Joanne Wise	GBR	6.75	(-0.3)
6,	Dawn Burrell	USA	6.74	(0.0)
7,	Susen Tiedtke	GER	6.68	(-0.1)
8,	Maurren Maggi	BRA	6.68	(0.1)

9, Nicole Boegman AUS 6.63 (-0.3); 10, Erica Johansson SWE 6.63 (-0.1); 11, Olga Rublyova RUS 6.56 (0.9); 12, Shana Williams USA 6.52 (0.0)

Series	1	2	3	4	5	6
Montalvo	6.80	6.77	x	6.88	x	7.06
May	6.92	x	6.94	x	x	6.87
Jones	6.79	6.62	6.73	x	6.82	x
Galkina	6.70	6.71	6.52	6.64	6.68	6.82
Wise	6.75	6.55	6.46	6.69	4.83	6.71
Burrell	6.60	6.74	6.51	6.69	6.57	4.84
Tiedtke	6.68	x	x	x	x	6.59
Maggi	x	6.53	6.68	x	6.47	x

There was controversy surrounding the winning jump of Spain's Montalvo, runner-up to May in the 1995 World Championships when she represented Cuba. May, who led the qualifying with 7.04, opened with 6.92 and 6.94 and grew steadily more tense as all the other contenders fell short of the target. Montalvo, who had only qualified for the final on her third and last attempt, came closest with 6.88 in round 4, while third placed Jones improved in round 5 when Montalvo had a huge but invalid jump. Jones' final effort was a very narrow foul of beyond 7m but Montalvo uncorked the jump of her life. It was measured at 7.06 ... but was her toe over the board? Montalvo stated: "My last attempt was clearly valid. The take-off board shows no mark to indicate a foul." In contrast, a dispirited May asserted: "It was obviously a foul. You could tell that by the replays."

Qualifying round (6.80 or top 12 to final) (Aug 21)
Group A qualifiers: May 7.04 (0.2); Montalvo 6.78 (-0.2); Rublyova 6.76 (0.0); Wise 6.75 (0.1); Boegman 6.63 (-0.2); Burrell 6.62 (0.2)
Non-qualifiers: Tatyana Kotova RUS 6.62 (0.6); Baya Rahouli ALG 6.55 (-1.0); Aurélie Felix FRA 6.54 (0.1); Yelena Kashcheyeva KAZ 6.40 (-0.6); Yelena Shekhovtsova UKR 6.39 (-0.4); Jackie Edwards BAH 6.23 (-0.5); Yelena Bobrovskaya KGZ 6.07 (0.3); Luciana dos Santos BRA 6.00 (0.2); Vanessa Monar CAN NM; Chioma Ajunwa NGR DNS
Group B qualifiers: Galkina 6.88 (0.0); Jones 6.81 (0.0); Johansson 6.79 (-0.8); Tiedtke 6.67 (0.1); Maggi 6.66 (0.1); Williams 6.63 (-0.1)
Non-qualifiers: Agata Karczmarek POL 6.58 (0.1); Valentina Gotovska LAT 6.55 (0.0); Guan Yingnan CHN 6.55 (0.1); Yelena Pershina KAZ 6.51 (0.1); Tatyana Ter-Mesrobyan RUS 6.47 (-0.2); Viktoriya Vershinina UKR 6.44 (0.5); Chantal Brunner NZL 6.40 (0.0); Tünde Vaszi HUN 6.39 (-0.3); Niki Xánthou GRE 6.34 (0.2); Sharon Jaklofsky NED 6.31 (0.9); Eva Dolezalová CZE 6.22 (-0.8); Flora Hyacinth ISV NM

Edmonton 2001

Final (Aug 7)

1,	Fiona May	ITA	7.02w	(2.6)
2,	Tatyana Kotova	RUS	7.01w	(3.6)
3,	Niurka Montalvo	ESP	6.88w	(2.1)
4,	Tünde Vaszi	HUN	6.86	(1.7)
5,	Valentina Gotovska	LAT	6.84w	(3.5)
6,	Níki Xánthou	GRE	6.76w	(3.1)
7,	Maurren Maggi	BRA	6.73	(-0.6)
8,	Lyudmila Galkina	RUS	6.70	(0.1)

Legal bests:

May	6.97	(1.2)
Kotova	6.82	(0.2)
Montalvo	6.76	(1.4)
Gotovska	6.67	(1.5)
Xánthou	6.61	(1.7)

9, Guan Yingnan CHN 6.69w (3.5) & 5.12 (0.3); 10, Elva Goulbourne JAM 6.62 (1.2); 11, Kumiko Ikeda JPN 6.44 (1.2); Jenny Adams USA NM

Series	1	2	3	4	5	6
May	6.86w	6.97	7.02w	6.73	6.97	6.80w
Kotova	6.60	6.82	6.67	7.01w	6.81w	x
Montalvo	6.73w	x	6.59	6.88w	6.76	6.54
Vaszi	6.68	x	6.86	6.84	x	x
Gotovska	6.84w	6.67	6.66	x	6.59w	6.23
Xánthou	6.61	x	6.76w	6.67w	x	6.57
Maggi	6.40	6.46	6.73	x	6.67w	x
Galkina	6.56	6.67	6.70	x	6.61w	x

Fiona May regained her title to become the first athlete to win World golds across three decades. She was World Junior Champion in 1988 and won world titles indoors in 1997 and outdoors in 1995 and now 2001. The British-born Italian had not been fancied to win, with a season's best of just 6.79. Yet she improved to 6.80 in the qualifying round where former champion Drechsler, her right thigh strapped, was eliminated.

In the final, May led all the way, starting with a 6.86w then 6.97 and 7.02w, which was also measured at 7.16w from her take-off point behind the edge of the board. In the fourth round Kotova – the favourite – spanned 7.01w (7.12w from take-off) while defending champion Montalvo moved into the bronze medal position. That was how it stayed until the finish. After the event, May announced she would be taking a rest from competition in 2002.

Qualifying round (6.70 or top 12 to final) (Aug 5)
Group A qualifiers: May 6.80 (1.0); Vaszi 6.71 (-1.4); Montalvo 6.65 (-0.5); Galkina 6.62 (-0.2); Goulbourne 6.60 (-0.5); Adams 6.48 (-2.5)
Non-qualifiers: Yelena Kashcheyeva KAZ 6.46 (0.4); Maho Hanaoka JPN 6.43 (0.8); Chioma Ajunwa NGR 6.43 (-0.3); Jackie Edwards BAH 6.42 (-0.3); Olga Rublyova RUS 6.27 (-0.4)
Group B qualifiers: Maggi 6.74 (0.4); Guan 6.66 (0.6); Xánthou 6.66 (-1.1); Gotovska 6.58 (-0.9); Kotova 6.54 (-1.1); Ikeda 6.49 (-0.3)
Non-qualifiers: Chantal Brunner NZL 6.39 (-0.8); Aurélie Félix FRA 6.37 (1.0); Alice Falaiye CAN 6.04 (0.1); Yelena Bobrovskaya KGZ 5.93 (-0.1); Heike Drechsler GER 4.45 (-1.7)

Paris 2003

Final (Aug 30)

1,	Eunice Barber	FRA	6.99	(0.4)
2,	Tatyana Kotova	RUS	6.74	(0.1)
3,	Anju Bobby George	IND	6.70	(1.2)
4,	Jade Johnson	GBR	6.63	(0.5)
5,	Olga Rublyova	RUS	6.58	(-0.2)
6,	Tünde Vaszi	HUN	6.53	(0.5)
7,	Bronwyn Thompson	AUS	6.48	(-0.3)
8,	Grace Upshaw	USA	6.47	(0.1)

9, Fiona May ITA 6.46 (0.1); 10, Lyudmila Galkina RUS 6.45 (-1.4); 11, Valentina Gotovska LAT 6.43 (-0.7); 12, Conchi Montaner ESP 6.37 (-0.4)

Series	1	2	3	4	5	6
Barber	6.52	6.74	x	6.48	x	6.99
Kotova	x	6.74	x	6.56	6.72	6.63
George	6.61	x	x	6.56	6.70	6.62
Johnson	6.50	x	6.63	6.42	x	6.53
	1	2	3	4	5	6
Rublyova	6.51	6.54	6.58	x	4.75	x
Vaszi	6.47	6.41	6.49	x	6.53	6.52
Thompson	6.48	6.44	6.39	6.39	6.38	6.31
Upshaw	x	6.37	6.47	6.40	x	6.24

Like the men's final, the distances jumped were moderate. Going into the last round Kotova (6.74 & 6.72) led on countback from Barber (6.74 & 6.52). Kotova was the penultimate jumper in the final and her 6.63 changed nothing; the Sierra Leone émigré to France would need 6.73 or better for gold. The crowd were informed of the situation so Barber had thunderous support as she prepared for her effort, the last of the contest. She took off well before the foul line (though not disastrously so) and flew out to a distance which was instantly recognisable as one which would be enough for victory. It was 6.99. Measuring equipment at the take-off board confirmed she had 11cm to spare there, so her "true" distance was 7.10. On the penultimate day of the championships, Barber had won France's first gold in Paris.

Qualifying round (6.65 or top 12 to final) (Aug 28)
Group A qualifiers: Rublyova 6.67 (-0.2); Thompson 6.65 (0.3); Johnson 6.62 (0.5); Vaszi 6.55 (-0.1); Montaner 6.53 (-0.1)
Non-qualifiers: Guan Yingnan CHN 6.51 (0.3); Johanna Halkoaho FIN 6.41 (0.3); Níki Xánthou GRE 6.37 (0.5); Onika James TRI 6.36 (-0.1); Jackie Edwards BAH 6.34 (0.4); Kumiko Ikeda JPN 6.15 (0.0); Anastasiya Zhuravlyeva UZB NM
Group B qualifiers: Barber 6.78 (0.0); Galkina 6.72 (0.2); Bobby George 6.59 (0.2); May 6.57 (0.1); Gotovska 6.56 (0.1); Kotova 6.56 (0.0); Upshaw 6.55 (0.0)
Non-qualifiers: Bianca Kappler GER 6.50 (0.0); Olivia Wöckinger AUT 6.38 (0.0); Elva Goulbourne JAM 6.27 (0.0); Stilianí Pilátou GRE 6.21 (-0.1); Yelena Koshcheyeva KAZ 6.13 (0.3); Adina Anton ROU 6.09 (1.0)

Helsinki 2005

Final (Aug 10)

1,	Tianna Madison	USA	6.89	(1.1)
2,	Tatyana Kotova	RUS	6.79	(1.5)
3,	Eunice Barber	FRA	6.76w	(2.3)
4,	Yargelis Savigne	CUB	6.69	(0.1)
5,	Anju Bobby George	IND	6.66	(1.4)
6,	Oksana Udmurtova	RUS	6.53	(1.0)
7,	Grace Upshaw	USA	6.51	(1.4)
8,	Kelly Sotherton	GBR	6.42w	(5.4)

Legals bests:

Barber	6.70	(-1.4)
Sotherton	6.38	(1.2)

9, Jackie Edwards BAH 6.42w (2.9) & 6.14 (1.9); 10, Tünde Vaszi HUN 6.32 (1.7); 11, Concepción Montaner ESP 6.32 (1.3); 12, Elva Goulbourne JAM 6.21 (-1.7)

Series	1	2	3	4	5	6
Madison	x	6.69	6.35	x	6.89	x
Kotova	6.76	6.69	6.79	6.59	6.59	6.53
Barber	6.44	x	6.31	6.70	x	6.76w
Savigne	6.69	6.34	x	x	6.51	6.67
George	6.66	6.59	6.57	6.51	x	6.56
Udmurtova	6.45w	5.97	6.53	6.46	x	6.28w
Upshaw	6.44	6.24	6.49	6.51	x	6.38
Sotherton	6.38	x	6.42w	x	x	x

Qualifying was headed by Madison with a lifetime best of 6.83, as only two jumpers made the mandatory qualifying of 6.65. The wind and rain played havoc with the final, as in round one the opening jump was aided with a wind of 2.8, while five jumps later the measurement was -1.7. Kotova, the only jumper to produce six measured jumps, led after halfway with 6.79 from the 6.69s of Madison and Savigne. Barber moved into second with 6.70 in round 4. Remarkably the 19 year-old Madison then produced another lifetime best, this time 6.89, to take control of the gold medal. The positions stayed the same, though Barber improved with her 6.76w in the final round. Kotova had the frustrating situation of being the silver medalist for the third time in a row. The winning distance (measured at 6.942 from take-off) was the worst in the history of the world championships, a function of the conditions.

Qualifying round (6.65 or top 12 to final) (Aug 9)
Group A qualifiers: Montaner 6.65w (2.3); Kotova 6.63 (1.7); Savigne 6.57 (0.7); Sotherton 6.55 (1.3); Goulbourne 6.53 (0.6)
Non-qualifiers: Rose Richmond USA 6.53w (2.5) & 6.38 (1.1); Fiona May ITA 6.51 (-1.0); Marestella Torres PHI 6.46 (0.9); Naide Gomes POR 6.42 (0.1); Natalia Kilpeläinen FIN 6.34 (0.9); Ineta Radēviča LAT 6.18 (-0.7); Soko Salaqiqi FIJ 5.77 (1.7); Martina Darmovzalová CZE 5.74 (-0.5); Kéné Ndoye SEN DNS
Group B qualifiers: Madison 6.83 (1.2); Vaszi 6.62 (-0.9); Barber 6.60 (0.6); Upshaw 6.59 (-0.5); Udmurtova 6.56 (1.6); Bobby George 6.54 (-1.0); Edwards 6.53 (1.5)
Non-qualifiers: Kumiko Ikeda JPN 6.51 (-1.0); Aleksandra Shyshlyuk UKR 6.40 (1.5); Bianca Kappler GER 6.35 (0.9); Ioánna Kafetzí GRE 6.31 (0.0); Adina Anton ROU 6.25 (0.4)

Osaka 2007

Final (Aug 28)

1,	Tatyana Lebedeva	RUS	7.03	(0.3)
2,	Lyudmila Kolchanova	RUS	6.92	(-0.3)
3,	Tatyana Kotova	RUS	6.90	(0.5)
4,	Naide Gomes	POR	6.87	(0.7)
5,	Bianca Kappler	GER	6.81	(-0.7)
6,	Maurren Maggi	BRA	6.80	(1.2)
7,	Keila Costa	BRA	6.69	(0.0)
8,	Brittney Reese	USA	6.60	(-1.5)

9, Anju Bobby George IND 6.53 (0.9); 10, Tianna Madison USA 6.47 (0.9); 11, Viktoriya Rybalko UKR 6.45 (0.0); 12, Jana Veldáková SVK 6.21 (-1.8)

Series	1	2	3	4	5	6
Lebedeva	6.73	7.03	7.03	x	6.98	-
Kolchanova	x	6.84	x	6.71	6.63	6.92
Kotova	6.80	x	6.75	6.70	x	6.90
Gomes	6.87	6.75	6.61	6.86	6.85	6.80
Kappler	6.81	6.66	6.78	6.55	x	6.49
Maggi	6.41	6.64	6.73	6.80	6.62	6.76
Costa	6.69	6.44	6.66	6.66	x	6.61
Reese	x	6.60	6.58	x	x	6.29

The qualifying round was led by Russian Champion Kolchanova and the ex-heptathlete Gomes who both cleared 6.96. Brazil's Maggi reached 6.95 (or 7.07 from take-off).

Gomes led after the first round of the final with 6.87, with Kappler (6.81) and Kotova (6.80) next. Kolchanova opened round two with 6.84, and Lebedeva then powered off the board to 7.03 (7.08 from take-off). To emphasize the point, Lebedeva repeated her 7.03 in the next round. The Russian backed up her seven metre jumps with 6.98 in the fifth. It turned out to be Russia's day, as Kotova improved to 6.90 to steal the bronze medal from Gomes, increase her "world" medal collection to four, and give Russia her first ever sweep in a World Championship event.

Qualifying round (6.75 or top 12 to final) (Aug 27)
Group A qualifiers: Kolchanova 6.96 (0.5); Maggi 6.95 (0.6); Kappler 6.85 (0.1); Rybalko 6.77 (0.7); George 6.60 (0.5)
Non-qualifiers: Denisa Scerbová CZE 6.58 (0.5); Concepción Montaner ESP 6.55 (0.0); Eunice Barber FRA 6.51 (0.6); Chen Yaling CHN 6.50 (-0.4); Grace Upshaw USA 6.47 (-0.1); Bronwyn Thompson AUS 6.46 (0.4); Rose Richmond USA 6.45 (0.5); Eliane Martins BRA 6.28 (-0.5); Shara Proctor AIA 5.82 (0.7); Carolina Klüft SWE DNS
Group B qualifiers: Gomes 6.96 (1.0); Lebedeva 6.84 (0.0); Reese 6.83 (-0.1); Kotova 6.73 (0.0); Veldáková 6.65 (0.5); Costa 6.61 (0.0); Madison 6.59 (0.0)
Non-qualifiers: Alina Militaru ROU 6.58 (0.8); Małgorzata Trybanska POL 6.49 (0.0); Aleksandra Stadnyuk UKR 6.47 (0.1); Jung Soon-Ok KOR 6.45 (0.0); Janice Josephs RSA 6.44 (-0.2); Kumiko Ikeda JPN 6.42 (-0.3); Elva Goulbourne JAM 6.32 (-0.4); Jackie Edwards BAH 6.29 (0.5)

Berlin 2009

Final (Aug 23)

1,	Brittney Reese	USA	7.10	(1.0)
2,	Tatyana Lebedeva	RUS	6.97	(1.0)
3,	Karin Melis Mey	TUR	6.80	(0.4)
4,	Naide Gomes	POR	6.77	(0.5)
5,	Olga Kucherenko	RUS	6.77	(1.1)
6,	Shara Proctor	AIA	6.71	(1.2)
7,	Maurren Higa Maggi	BRA	6.68	(0.7)
8,	Ksenija Balta	EST	6.62	(0.3)

9, Brianna Glenn USA 6.59 (-0.1); 10, Teresa Dobija POL 6.58 (0.7); 11, Nastassia Mironchyk BLR 6.29 (0.0); Keila Costa BRA NM

Series	1	2	3	4	5	6
Reese	6.92	6.85	7.10	x	x	x
Lebedeva	6.78	6.97	x	x	x	x
Mey	6.76	x	6.80	x	x	6.49
Gomes	6.77	x	6.52	6.68	6.69	6.68
	1	2	3	4	5	6
Kucherenko	x	x	6.77	6.63	x	6.68
Proctor	x	6.56	6.71	x	x	6.40
Maggi	6.68	x	x	6.64	-	-
Balta	6.62	6.52	x	6.15	6.60	6.57

The qualifying was led by Gomes at 6.86. Reese took the lead in round one of the final with 6.92, which Lebedeva overtook in round two with her seasonal best of 6.97. Reese responded in the next round with 7.10, a lifetime best (measured at 7.17 from take-off), which featured her characteristic basic "hang" style, and little leg extension on landing. Behind these two, Melis improved from 6.76 to 6.80 and moved ahead of Gomes's opener of 6.77. Reese had originally shown her liking for the big occasion when jumping a personal best in the Osaka qualifying, and the 22 year-old fulfilled her promise here.

Qualifying round (6.75 or top 12 to final) (Aug 21)
Group A qualifiers: Gomes 6.86 (0.2); Maggi 6.68 (0.3); Mironchyk 6.55 (-1.1); Dobija 6.55 (-0.1); Glenn 6.53 (-0.9); Proctor 6.52 (-0.3)
Non-qualifiers: Yelena Sokolova RUS 6.51 (-1.2); Jung Soon-Ok KOR 6.49 (0.0); Ruky Abdulai CAN 6.45 (-1.7); Irina Meleshina RUS 6.39 (0.1); Funmi Jimoh USA 6.34 (-0.8); Bianca Kappler GER 6.29 (0.2); Viktoriya Molchanova UKR 6.29 (0.1); Ola Sesay SLE 6.23 (-0.9); Sachiko Masumi JPN 6.23 (0.5); Jana Veldáková SVK 6.16 (-0.9); Sirkka-Liisa Kivine EST 6.10 (-1.0); Nina Kolaric SLO 6.00 (-0.5)
Group B qualifiers: Reese 6.78 (0.0); Lebedeva 6.76 (0.1); Kucherenko 6.68 (0.0); Mey 6.67 (-0.5); Costa 6.66 (-0.5); Balta 6.59 (0.5)
Non-qualifiers: Jovanee Jarrett JAM 6.43 (1.3); Viktoriya Rybalko UKR 6.40 (-0.6); Éloyse Lesueur FRA 6.40 (0.4); Nataliya Dobrynska UKR 6.38 (-0.7); Yariagnis Argüelles CUB 6.32 (-0.8); Melanie Bauschke GER 6.32 (-0.7); Margrethe Renstrøm NOR 6.31 (-0.1); Marestella Torres PHI 6.22 (-0.7); Janice Josephs RSA 6.22 (-0.1); Beatrice Marscheck GER 6.19 (-0.7); Alice Falaiye CAN 6.09 (-0.9); Patricia Sylvester GRN 5.92 (0.3)

LONG JUMP

Multiple Medallists:

4	Heike Daute/Drechsler	GDR/GER	83-1, 87-3, 91-2, 93-1
	Fiona May	ITA	95-1, 97-3, 99-2, 01-1
	Tatyana Kotova	RUS	01-2, 03-2, 05-2, 07-3
3	Niurka Montalvo	CUB/ESP	95-2, 99-1, 01-3
2	Jackie Joyner/Kersee	USA	87-1, 91-1
	Larysa Berezhnaya	URS/UKR	91-3, 93-2
	Eunice Barber	FRA	03-1, 05-3
	Tatyana Lebedeva	RUS	07-1, 09-2

Most Finals:

6	Daute/Drechsler		83-1, 87-3, 91-2, 93-1, 95-9, 97-4
5	Lyudmila Galkina	RUS	93-5, 97-1, 99-4, 01-8, 03-10
	May		95-1, 97-3, 99-2, 01-1, 03-9

Most Appearances:

9	Jackie Edwards	BAH	91-10, 93-18Q, 95-nm, 97-24Q, 99-28Q, 01-16Q, 03-19Q, 05-9, 07-27Q
8	May	GBR/ITA	91-19Q, 93-14Q, 95-1, 97-3, 99-2, 01-1, 03-9, 05-14Q

National Placings:

	1	2	3	4	5	6	7	8	Points
RUS	2	5	2	2	3	1	-	1	89
USA	4	-	2	-	1	2	2	2	60
GER	2	1	1	2	2	1	1	-	52
ITA	2	1	1	-	1	-	-	-	33
URS	-	1	1	2	1	1	-	1	31
UKR	-	1	-	1	-	-	1	1	15
ESP	1	-	1	-	-	-	-	-	14
FRA	1	-	1	-	-	-	-	-	14
GBR	-	-	-	1	2	-	-	1	14
CUB	-	1	-	1	-	-	-	-	12
HUN	-	-	-	1	-	2	-	-	11
GRE	-	1	-	-	-	1	-	-	10
ROU	-	1	-	-	-	1	-	-	10
IND	-	-	1	-	1	-	-	-	10
POR	-	-	-	2	-	-	-	-	10
BRA	-	-	-	-	-	1	3	1	10
DEN	-	-	1	-	-	-	-	-	6
TUR	-	-	1	-	-	-	-	-	6
AUS	-	-	-	-	-	-	2	2	6
AUT	-	-	-	-	-	1	1	-	5
LAT	-	-	-	-	1	-	-	-	4
AIA	-	-	-	-	-	1	-	-	3
POL	-	-	-	-	-	-	1	1	3
TCH	-	-	-	-	-	-	1	-	2
EST	-	-	-	-	-	-	-	1	1
SWE	-	-	-	-	-	-	-	1	1
Totals	**12**	**12**	**12**	**12**	**12**	**12**	**12**	**12**	**432**

Triple Jump — Stuttgart 1993

Final (Aug 21)

1,	Anna Biryukova	RUS	15.09WR	(0.5)
2,	Iolanda Chen	RUS	14.70	(0.1)
3,	Iva Prandzheva	BUL	14.23	(-0.2)
4,	Niurka Montalvo	CUB	14.22	(0.2)
5,	Helga Radtke	GER	14.19	(0.1)
6,	Antonella Capriotti	ITA	14.18	(-0.1)
7,	Šárka Kašpárková	TCH	14.16	(0.1)
8,	Urszula Włodarczyk	POL	13.80	(0.8)

9, Michelle Griffith GBR 13.69 (0.1); 10, Jelena Blazevica LAT 13.57 (0.0); 11, Ljudmila Ninova AUT 13.30 (0.7); 12, Monica Toth ROU 12.87 (-0.6); Inna Lasovskaya RUS NM

Series	1	2	3	4	5	6
Biryukova	14.62	14.77	x	14.54	15.09	x
Chen	x	13.78	x	x	14.48	14.70
Prandzheva	14.05	x	13.65	14.07	x	14.23
Montalvo	13.63	13.81	13.76	13.67	14.22	14.18

Radtke	x	13.86	x	14.01	13.77	14.19
Capriotti	14.07	14.05	14.01	14.02	14.18	13.79
Kašpárková	x	13.84	x	14.09	x	14.16
Włodarczyk	13.80	13.34	13.65	13.71	13.58	13.66

The inaugural title was won by a woman in her first season in this event who had failed to reach the Stuttgart long jump final. Biryukova started in style with 14.62, and improved to a personal best of 14.77 in round 2. Conversely, the world record holder Chen only just managed to qualify for her last three jumps.

By the start of the fifth round, Biryukova had a lead of 66cm from Kašpárková. She increased her advantage with the first ever 15m triple jump – a world record of 15.09. The three phases of the jump were measured at 5.57, 4.47 and 5.05.

Qualifying round (13.75 or top 12 to final) (Aug 20)
Group A qualifiers: Radtke 14.14 (0.5); Chen 14.09 (-0.8); Kašpárková 13.98 (-0.8); Montalvo 13.68 (-0.2); Ninova 13.60 (0.8); Griffith 13.48 (0.2); Włodarczyk 13.43 (-0.3); Blazevica 13.43 (0.6)
Non-qualifiers: Concepción Paredes ESP 13.38 (-0.2); Sheila Hudson USA 13.29(-0.2); Petra Laux GER 13.22 (0.5); Marika Salminen FIN 12.69 (-0.2); Graciela Acosta URU 11.80 (-0.3); Ildikó Fekete HUN NM; Sylvie Kabore BUR DNS
Group B qualifiers: Lasovskaya 14.05 (-0.8); Biryukova 13.85 (-0.5); Prandzheva 13.78 (-0.2); Capriotti 13.52 (-0.1); Toth 13.48 (0.4)
Non-qualifiers: Rachel Kirby GBR 13.33 (-0.1); Zhanna Gureyeva BLR 13.30 (0.5); Caroline Honore FRA 13.09 (-1.1); Renata Nielsen DEN 12.96 (-0.2); Cynthea Rhodes USA 12.90 (0.5); Althea Moses BIZ 12.17 (0.1); Andrea Avila ARG NM; Ermelinda Shehu ALB NM; Anja Vokuhl GER NM; Agnieszka Stanczyk POL DNS

Gothenburg 1995

Final (Aug 10)

1,	Inessa Kravets	UKR	15.50WR	(0.9)
2,	Iva Prandzheva	BUL	15.18	(0.3)
3,	Anna Biryukova	RUS	15.08	(1.4)
4,	Inna Lasovskaya	RUS	14.90	(1.2)
5,	Rodica Petrescu	ROU	14.82w	(2.5)
6,	Ren Ruiping	CHN	14.25	(1.7)
7,	Zhanna Gureyeva	BLR	14.22	(0.8)
8,	Barbara Lah	ITA	14.18w	(2.3)
	Legal bests:			
	Petrescu		14.56	(0.6)
	Lah		14.02	(0.7)

9, Jelena Blazevica LAT 14.09 (0.2); 10, Yelena Govorova UKR 14.07 (0.5); 11, Iolanda Chen RUS 14.05 (1.9); 12, Michelle Griffith GBR 13.59 (1.5)

Series	1	2	3	4	5	6
Kravets	x	x	15.50	x	-	14.55
Prandzheva	14.28	14.76	14.48	14.65	15.18	15.00
Biryukova	x	14.85	15.08	x	14.66	x
Lasovskaya	x	x	14.52	14.85	x	14.90
Petrescu	14.44	14.56	x	14.82w	14.39w	14.64w
Ren	14.09	13.87	14.25	x	12.31	13.45
Gureyeva	14.22	13.97	x	x	x	13.80
Lah	14.02	x	14.18w	x	x	x

Three days after Jonathan Edwards's exploits there was another barrier-breaking world triple jump record in Gothenburg. Kravets added a phenomenal 41 centimetres to the previous record and became the first woman to triple jump more than 50 feet.

A world record attempt should have been the last thing on Kravets's mind. The Ukrainian was in trouble after fouling her first two jumps in the final. The reason for this, she explained afterwards, was that she found the runway so fast that she had increased the length of her usual runup. She also revealed that a photo of Edwards had provided her with inspiration before her crucial third jump. Instead of a "safe" jump, Kravets bounded to a world record of 15.50! It gave her the lead by 65 centimetres.

There had only been one legal 15-metre jump outdoors before the Gothenburg final. Afterwards there were five, because besides Kravets, defending champion Biryukova reached 15.08 in round 3. She was overtaken by Prandzheva, who went out to 15.18 in the fifth and 15.00 in the sixth. Kravets had a long foul in the fourth round and cleared 14.55 with her only other valid effort.

Qualifying round (14.05 or top 12 to final) (Aug 8)
Group A qualifiers: Chen 14.56w (2.9); Prandzheva 14.46 (0.7); Gureyeva 14.41w (2.5) & 13.95 (1.3); Lasovskaya 14.38 (1.4); Lah 14.17 (1.6); Govorova 14.05 (1.3)
Non-qualifiers: Šárka Kašpárková CZE 13.94 (0.2); Valérie Guiyoule FRA 13.92 (0.6); Diana Orrange USA 13.71 (1.4); Ashia Hansen GBR 13.61 (1.5); Monica Toth ROU 13.52 (0.9); Wu Lingmei CHN 13.43 (-0.3); Andrea Avila ARG 13.41w (2.8) & 12.92 (0.4); Kaisa Gustafsson FIN 13.18 (1.3); Nicola Martial GUY 12.95 (1.9); Elisa Pérez DOM 12.02 (0.1)
Group B qualifiers: Kravets 14.44w (2.4); Biryukova 14.38 (1.1); Blazevica 14.29 (1.9); Ren 14.17w (2.3); Petrescu 14.06w (3.5); Griffith 14.03 (1.1)
Non-qualifiers: Ramona Molzan GER 13.90w (2.2) & 13.43 (-0.1); Sheila Hudson USA 13.80 (1.3); Virge Naeris EST 13.76 (0.9); Concepción Paredes ESP 13.75 (1.2); Cynthea Rhodes USA 13.68 (0.9); Caroline Honoré FRA 13.41 (0.0); Betty Lise FRA 13.35 (0.5); Sonya Agbessi BEN 12.02 (1.9); Niurka Montalvo CUB 11.40 (1.1); Althea Moses BIZ NM

Athens 1997

Final (Aug 4)

1,	Šárka Kašpárková	CZE	15.20	(0.0)
2,	Rodica Mateescu	ROU	15.16	(0.1)
3,	Yelena Govorova	UKR	14.67	(0.7)
4,	Olga Vasdhéki	GRE	14.62	(-0.9)
5,	Ashia Hansen	GBR	14.49	(0.9)
6,	Tereza Marinova	BUL	14.34	(0.9)
7,	Jelena Blazevica	LAT	14.06	(-1.1)
8,	Betty Lise	FRA	14.03	(0.2)

9, Gundega Sproģe LAT 13.98 (-0.8); 10, Petra Lobinger GER 13.86 (-1.4); 11, Cynthea Rhodes USA 13.79 (-0.4); 12, Zhanna Gureyeva BLR 13.59 (0.7)

Series	1	2	3	4	5	6
Kašpárková	14.86	14.65	15.01	x	15.20	14.83
Mateescu	15.16	x	14.90	14.38	14.84	12.21
Govorova	14.59	14.50	x	14.58	14.67	x
Vasdhéki	14.39	14.36	14.26	14.46	14.62	14.60
Hansen	13.99	14.36	x	14.41	14.21	14.49
Marinova	14.34	13.78	x	14.10	14.09	12.54
Blazevica	x	14.06	13.88	13.78	x	x
Lise	13.49	14.02	x	x	14.03	13.77

Despite the absence from Athens through injury of world record holder Kravets and 1997 world indoor champion Lasovskaya, and the dreadful injury sustained by 1993 world champion Biryukova in the qualifying contest (she ruptured a patella tendon), the final proved to be a thriller of the highest class.

Mateescu opened with a Romanian record of 15.16 for third place on the world all-time list but her Czech opponent, Kašpárková (formerly a 1.95 high jumper), was also in inspired form and set a national record of 15.01 in the third round prior to bounding out to 15.20 with her penultimate jump. That was a distance only Kravets had ever bettered. A Greek record of 14.62 briefly held third place for Vasdhéki until, later in the fifth round, Govorova cleared 5cm further.

British hope Hansen, suffering from a back injury after the first round, filled fifth place at 14.49; her 14.77 in leading the qualifiers would have won the bronze medal.

Qualifying Round (14.25 of top 12 to final) (Aug 2)
Group A qualifiers: Hansen 14.77 (0.2); Lise 14.50 (-0.1); Vasdhéki 14.49 (0.3); Kašpárková 14.44 (0.1); Govorova 14.39 (0.0); Gureyeva 14.35 (0.3); Blazevica 14.35 (1.1); Rhodes 14.25 (1.0)
Non-qualifiers: Yelena Donkina RUS 14.07 (1.0); Natalya Kayukova RUS 14.06 (1.1); Ren Ruiping CHN 14.06 (0.3); Heli Koivula FIN 13.85w (2.3); Suzette Lee JAM 13.82 (0.3); Zlatka Radukanova BUL 13.52 (-0.3); Jackie Edwards BAH 13.39 (-0.4); Anja Valant SLO 13.36 (0.6); Antonella Capriotti ITA 13.32 (0.0); Marija Martinović YUG 13.30 (0.3); Cristina Nicolau ROU 13.25 (-1.0); Shonda Swift USA NM; Oksana Zelinskaya KAZ DQ (r40.1) (13.39/1.8)
Group B qualifiers: Mateescu 14.57 (0.7); Marinova 14.28w (2.1) & 13.99 (0.1); Sproģe 14.22 (-0.8); Lobinger 14.17 (1.2)
Non-qualifiers: Yamilé Aldama CUB 14.09 (0.0); Galina Cistjaková SVK 14.02 (0.2); Yelena Khlusovich UKR 13.87 (0.3); Maria de Souza BRA 13.75 (-0.5); Yelena Stakhova BLR 13.71 (1.7); Barbara Lah ITA 13.70 (0.1); Dorthe Jensen DEN 13.69 (0.6); Michelle Griffith GBR 13.67 (0.5); Niambi Dennis USA 13.51 (0.3); Andrea Avila ARG 13.45 (1.1); Trecia Smith JAM 13.34 (-0.3); Maria Fleischmann GUA 12.18 (-0.2); Valérie Guiyoule FRA 11.37 (-0.4); Anna Biryukova RUS & Cristina Moruja POR NM

Seville 1999

Final (Aug 24)

1,	Paraskeví Tsiamíta	GRE	14.88	(0.2)
2,	Yamilé Aldama	CUB	14.61	(-0.4)
3,	Olga Vasdhéki	GRE	14.61	(0.2)
4,	Tatyana Lebedyeva	RUS	14.55	(0.7)
5,	Iva Prandzheva	BUL	14.54	(0.0)
6,	Šárka Kašpárková	CZE	14.54	(1.2)
7,	Yelena Govorova	UKR	14.47	(-0.3)
8,	Cristina Nicolau	ROU	14.38	(0.4)

9, Oksana Rogova RUS 14.16 (-0.1); 10, Baya Rahouli ALG 14.00 (0.7); 11, Adelina Gavrila ROU 13.87 (-0.2); 12, Ashia Hansen GBR 13.39 (-0.4)

Series	1	2	3	4	5	6
Tsiamita	14.88	x	14.59	x	14.35	x
Aldama	14.34	14.61	12.87	14.32	14.21	12.73
Vasdhéki	x	x	14.20	14.33	14.61	x
Lebedeva	14.01	14.40	14.55	14.49	x	14.47
Prandzheva	x	14.54	14.32	14.18	x	14.36
Kašpárková	14.54	14.33	14.23	14.34	14.08	14.25
Govorova	x	14.30	14.47	13.94	x	14.03
Nicolau	14.38	12.66	13.96	13.51	x	14.33

Few athletes have risen quite so fast from obscurity to world champion as Tsiamita. In 1998 she improved drastically from a best of 13.27 to 14.23, placing ninth in the European Championships. Prior to Seville in 1999 she progressed to 14.94.

In the qualifying round the 27 year-old Greek, powerful but technically ragged, jumped fully 60cm more than anyone else with a national record of 15.07, and she confirmed her supremacy in the final. She opened with 14.88 and that was that. Nobody else could jump further than 14.61. Lebedyeva, who had shared top place on the world year list beforehand, was in tears afterwards as she placed fourth behind Aldama and Vasdhéki, the Cuban winning silver ahead of the other Greek on countback. Also distraught was World Indoor Champion Hansen, who followed two fouls with a despairing effort from a vast distance behind the board. An even sadder sight was world record holder Kravets, 22nd out of 25 in the qualifying with a dismal 13.49.

Qualifying round (14.20 or top 12 to final) (Aug 22)
Group A qualifiers: Tsiamíta 15.07 (-0.6); Prandzheva 14.39 (-0.2); Rogova 14.30 (0.0); Aldama 14.29 (-0.1); Gavrila 14.20 (0.5)
Non-qualifiers: Françoise Mbango CMR 14.12 (0.1); Eva Dolezalová CZE 14.11 (-0.1); Ren Ruiping CHN 13.90 (0.1); Natalya Safronova BLR 13.89 (-0.5); Stacey Bowers USA 13.58 (-0.3); Inessa Kravets UKR 13.49 (-0.3); Anja Valant SLO 13.06 (-0.3)
Group B qualifiers: Nicolau 14.47 (0.7); Rahouli 14.30 (-0.4); Hansen 14.28 (1.0); Vasdhéki 14.27 (0.0); Lebedyeva 14.26 (-0.2); Kašpárková 14.22 (-0.2); Govorova 14.21 (0.0)
Non-qualifiers: Miao Chunqing CHN 13.92 (-0.5); Kéné Ndoye SEN 13.90 (1.3); Viktoriya Brigadnaya TKM 13.84 (0.0); Wu Lingmei CHN 13.83 (-0.2); Heli Koivula FIN 13.33 (-0.1); Concepción Paredes ESP NM

Edmonton 2001

Final (Aug 10)

1,	Tatyana Lebedeva	RUS	15.25	(-0.8)
2,	Françoise Mbango	CMR	14.60	(-0.6)
3,	Tereza Marinova	BUL	14.58	(-1.3)
4,	Magdelín Martínez	ITA	14.52	(0.9)
5,	Heli Koivula	FIN	14.28	(0.2)
6,	Cristina Nicolau	ROU	14.17	(-1.1)
7,	Ashia Hansen	GBR	14.10	(-0.6)
8,	Trecia Smith	JAM	13.92	(-1.3)

9, Olga Bolshova MDA 13.86 (-0.5); 10, Yelena Govorova UKR 13.85 (-1.5); 11, Camilla Johansson SWE 13.84 (-0.2); 12, Natalia Safronova BLR 13.82 (-1.5)

Series	1	2	3	4	5	6
Lebedeva	15.11	14.93	x	x	x	15.25
Mbango	14.26	14.43	x	14.23	14.44	14.60
Marinova	14.36	14.58	14.33	14.12	14.54	14.57
Martínez	14.52	13.83	14.04	x	14.29	14.28
Koivula	13.70	13.85	14.14	x	14.05	14.28
Nicolau	x	14.09	14.10	14.17	13.94	12.32
Hansen	14.00	x	13.76	14.10	13.95	14.07
Smith	13.75	13.92	1.11	x	13.85	x

Lebedeva made up for her fourth place in Seville with a crushing victory, which was sealed with her first-round effort of 15.11. By the halfway point Olympic Champion Marinova was second (14.58) and Martínez – a Cuban adopted by Italy – third on 14.52.

The Russian followed her big jump with 14.93 and three fouls. In the final round, Mbango leapt 14.60 and rose to second spot. Marinova responded with 14.57, then it was up to Lebedeva to finish the contest in the knowledge that she was the champion. She hit the board perfectly to hop 5.52, step 4.21 and jump 5.52 for a total distance of 15.25, the third-longest ever and arguably the greatest of all the women's performances in Edmonton.

In her celebration she almost tripped on a cable when rushing to meet her coach. Afterwards, she paid special thanks to the crowd and joked that the attempt at dying her hair in the three colours of the Russian flag had not worked as her natural hair colour was too dark.

Qualifying round (14.05 or top 12 to final) (Aug 8)
Group A qualifiers: Marinova 14.89w (3.0); Mbango 14.64 (0.1); Koivula 14.28 (-0.2); Smith 14.15w (2.5)
Non-qualifiers: Tiombe Hurd USA 13.96w (2.1) & 13.72 (0.8); Yelena Oleynikova RUS 13.95 (0.8); Adelina Gavrila ROU 13.91w (3.1) & 13.86 (0.7); Olga Yershova RUS 13.87 (1.6); Nicole Herschmann GER 13.81 (1.4); Lilianna Zagacka POL 13.65 (-0.5); Yelena Parfyonova KAZ 13.63w (3.0) & 12.62 (-0.6); Carlota Castrejana ESP DNS
Group B qualifiers: Martínez 14.59 (1.9); Nicolau 14.56w (2.5); Hansen 14.51 (1.1); Govorova 14.48w (2.2); Lebedeva 14.35 (-0.9); Safronova 14.20 (1.7); Johansson 14.17w (3.3) & 14.02 (1.7); Bolshova 14.11 (1.3)
Non-qualifiers: Yuliana Pérez USA 13.69w (2.7) & 13.63 (0.1); Michelle Hastick CAN 13.54w (2.8); Anja Valant SLO 13.16 (0.3); Viktoriya Brigadnaya TKM NM

Paris 2003

Final (Aug 26)

1,	Tatyana Lebedeva	RUS	15.18	(-0.2)
2,	Françoise Mbango	CMR	15.05	(-0.7)
3,	Magdelín Martínez	ITA	14.90	(-0.2)
4,	Anna Pyatykh	RUS	14.72	(-0.4)
5,	Mabel Gay	CUB	14.52	(0.0)
6,	Barbara Lah	ITA	14.38	(0.6)
7,	Yelena Govorova	UKR	14.38	(0.1)
8,	Chrisopiyí Devetzí	GRE	14.34	(0.5)

9, Adelina Gavrila ROU 14.29 (0.0); 10, Kéné Ndoye SEN 14.29 (0.0); 11, Baya Rahouli ALG 14.26 (-0.1); 12, Olga Vasdhéki GRE 14.08 (0.3); 13, Huang Qiuyan CHN 13.98 (-0.6); 14, Yelena Oleynikova RUS 13.92 (0.2)

Series	1	2	3	4	5	6
Lebedeva	14.80	14.97	15.16	14.18	x	x
Mbango	14.77	15.05	14.78	14.85	15.02	x
Martínez	14.67	14.75	14.66	14.64	14.90	14.86
Pyatykh	14.64	14.62	14.72	14.70	x	14.64
Gay	x	14.24	14.52	14.38	14.49	x
Lah	14.38	x	14.37	14.27	14.34	x
Govorova	14.38	14.31	14.18	14.20	14.20	x
Devetzí	14.34	x	14.21	13.77	x	14.10

The first two were the same as in Edmonton, but Mbango closed the gap on Lebedeva who had given birth since her 2001 gold. The Cameroon jumper, who did much of her training in Paris, opened with 14.77. This was quickly bettered by the 14.80 of Lebedeva who was the last to go in each round. In the second Mbango – with hair dyed in national colours of red, green and yellow – went ahead with a new African record of 15.05. Lebedeva responded with 14.97 in the second then 15.16 in the third, an effort which included a notable 6.11 jump phase. In round 4, the 27 year-old Russian displayed great accuracy on the take-off board (one centimetre to spare) and bounded out to 15.18 (5.51, 3.85 & 5.82). Martínez held third place throughout the contest. Lebedeva became the first Edmonton champion to win again in Paris.

Qualifying round (14.15 or top 12 to final) (Aug 24)
Group A qualifiers: Martínez 14.73 (0.7); Lebedeva 14.62 (0.1); Vasdhéki 14.50 (1.2); Gay 14.43 (0.1); Huang 14.26 (0.5); Oleynikova 14.24 (0.6); Rahouli 14.22 (-0.5); Govorova 14.16 (-0.3)
Non-qualifiers: Natalya Safronova BLR 14.05 (0.3); Olga Bolshova MDA 13.95 (0.9); Yuliana Pérez USA 13.89 (-0.1); Carlota Castrejana ESP 13.83 (0.2); Maria Dimitrova BUL 13.61 (0.1); Cristina Nicolau ROU 13.48 (0.4); Suzette Lee JAM 13.43 (1.3)
Group B qualifiers: Gavrila 14.45 (0.1); Mbango 14.37 (0.5); Devetzí 14.34 (-0.2); Pyatykh 14.28 (0.5); Lah 14.45 (0.9); Ndoye 14.20 (0.3)

Non-qualifiers: Heli Koivula-Kruger FIN 14.10 (0.6); Yusmay Bicet CUB 14.06 (0.9); Simona La Mantia ITA 14.05 (0.4); Camilla Johansson SWE 13.87 (-0.2); Nadezhda Bazhenova RUS 13.77 (0.3); Šárka Kašpárková CZE 13.75 (0.0); Tatyana Bocharova KAZ 13.40 (0.4); Zhang Hao CHN NM

Helsinki 2005

Final (Aug 7)

1,	Trecia Smith	JAM	15.11	(0.8)
2,	Yargelis Savigne	CUB	14.82	(0.7)
3,	Anna Pyatykh	RUS	14.78	(-0.5)
4,	Yamilé Aldama	SUD	14.72	(0.8)
5,	Chrisopiyí Devetzí	GRE	14.64	(0.3)
6,	Kéné Ndoye	SEN	14.47	(0.5)
7,	Baya Rahouli	ALG	14.40	(1.1)
8,	Magdelín Martínez	ITA	14.31	(1.4)

9, Huang Qiuyan CHN 14.21 (0.6); 10, Viktoriya Gurova RUS 13.96 (0.1); 11, Carlota Castrejana ESP 13.86 (1.6); Tatyana Lebedeva RUS DNS

Series	1	2	3	4	5	6
Smith	x	14.67	14.51	14.91	15.11	15.01
Savigne	13.09	14.73	14.36	14.71	14.82	14.73
Pyatykh	14.38	14.75	14.31	14.66	14.77	14.78
Aldama	14.72	14.56	14.56	14.47	14.69	14.64
Devetzí	x	14.64	14.44	x	x	14.26
Ndoye	13.73	14.41	x	x	14.47	x
Rahouli	14.40	14.27	14.40	14.23	x	13.11
Martínez	x	14.13	14.31	x	14.04	x

Tatyana Lebedeva, winner in 2001 and 2003, was the prohibitive favourite, but an Achilles tendon injury meant she had to withdraw from the final. Aldama led with 14.72 at the end of round one, but four jumps later she was third behind Pyatykh (14.75) and Savigne (14.73). Smith took the lead in round four at 14.91 despite taking off 39.8cm behind the board. She progressed to 15.11 (5.31 hop, 4.60 step and 5.20 jump) in the next round . Both Savigne (14.82) and Pyatykh (14.77) reacted well, but Smith was clearly superior on the day, and she finished with 15.01 to consolidate her victory, with only Pyatykh (14.78) improving in the final round. Smith stood on the medal podium with a crutch to support an ankle she had injured during the final.

Qualifying round (14.35 or top 12 to final) (Aug 6)
Group A qualifiers: Savigne 14.47 (1.2); Martínez 14.46 (-0.2); Pyatykh 14.40 (-1.3); Gurova 14.38 (1.5); Aldama 14.36 (1.2); Rahouli 14.17 (1.0)
Non-qualifiers: Natalya Safronova BLR 14.09 (0.9); Anastasiya Zhuravlyeva UZB 13.97 (0.5); Dana Veldaková SVK 13.84 (-1.1); Natalia Kilpeläinen FIN 13.66 (0.8); Tatyana Dyachenko UKR 13.32 (-0.5); Athanasía Pérra GRE & Yelena Parfenova KAZ NM
Group B qualifiers: Devetzí 14.72 (0.7); Smith 14.69w (3.0); Huang 14.22 (-0.2); Castrejana 14.20 (-0.5); Lebedeva 14.15 (-0.2); Ndoye 14.11 (1.4)
Non-qualifiers: Simona La Mantia ITA 14.00 (-0.3); Snezana Vukmirovic SLO 13.88 (-1.1); Mabel Gay CUB 13.83 (0.8); Maria Dimitrova BUL 13.79w (2.2) & 13.32 (-0.2); Nadezhda Bazhenova RUS 13.78 (1.3); Šárka Kašpárková CZE 13.69 (0.2); Erica McLain USA 13.29 (-0.8)

Osaka 2007

Final (Aug 31)

1,	Yargelis Savigne	CUB	15.28	(0.9)
2,	Tatyana Lebedeva	RUS	15.07	(0.8)
3,	Hrysopiyí Devetzí	GRE	15.04	(-0.2)
4,	Anna Pyatykh	RUS	14.88	(0.3)
5,	Marija Šestak	SLO	14.72	(0.2)
6,	Magdelín Martínez	ITA	14.71	(1.3)
7,	Olga Saladukha	UKR	14.60	(0.7)
8,	Xie Limei	CHN	14.50	(0.9)

9, Keila Costa BRA 14.40 (1.1); 10, Olesya Bufalova RUS 14.39 (0.7); 11, Olga Rypakova KAZ 14.32 (1.4); 12, Dana Veldáková SVK 14.09 (-0.1)

Series	1	2	3	4	5	6
Savigne	15.28	x	14.74w	14.73	x	-
Lebedeva	14.75	14.79	14.78	x	15.07	15.01
Devetzí	15.04	x	x	x	x	14.75
Pyatykh	x	x	14.55	14.78	x	14.88
Šestak	14.72	14.63	14.45	14.71	14.34	14.27
Martínez	x	14.52	14.71	14.52	x	14.62
Saladukha	14.60	14.34	x	14.36	14.22	14.16
Xie	14.29	14.41	14.26	14.26	14.50	14.30

Lebedeva was the favourite, having jumped 15.14 earlier in the season, though both Devetzi and Savigne were threats, the latter having jumped 15.09 before Osaka, while Devetzi produced that same distance to lead the qualifying round.

The consistent Greek began the final with 15.04, but was quickly overtaken by Savigne who moved to sixth all-time with 15.28. Lebedeva began with 14.75, 14.79 and 14.78, before spanning 15.07 in the fifth round. While Savigne and Devetzi were unable to get beyond 14.75 after round one, Lebedeva produced her fifth jump of the day at that level with her final effort of 15.01. However, the champion from 2001 and 2003 could never quite get on terms with the fluid Cuban.

Qualifying round (14.40 or top 12 to final) (Aug 29)
Group A qualifiers: Savigne 14.67 (-0.3); Šestak 14.58 (0.7); Pyatykh 14.51 (-0.2); Rypakova 14.41 (-0.3); Costa 14.36 (0.3); Veldáková 14.20 (-0.3)
Non-qualifiers: Carlota Castrejana ESP 14.16 (0.0); Athanasía Pérra GRE 14.15 (-0.8); Adelina Gavrila ROU 14.02 (-0.3); Theresa Nzola FRA 13.94 (0.3); Tânia da Silva BRA 13.81 (-0.2); Li Qian CHN 13.63 (0.7); Trecia Smith JAM 13.47 (-0.3); Anastasiya Juravleva UZB 13.31 (0.0); Maria Natalia Londa INA 12.94 (0.3); Fumiyo Yoshida JPN 12.62 (0.0)
Group B qualifiers: Devetzí 15.09 (-0.5); Martínez 14.62 (0.2); Lebedeva 14.57 (0.1); Saladukha 14.43 (-0.2); Bufalova 14.40 (-0.5); Xie 14.34 (-0.4)
Non-qualifiers: Arianna Martínez CUB 14.01 (0.0); Shani Marks USA 13.90 (0.0); Małgorzata Trybanska POL 13.90 (0.3); Patricia Sarrapio ESP 13.55 (0.0); Yelena Parfenova KAZ 13.52 (-0.5); Yamilé Aldama SUD 13.46 (-0.2); Chinonye Ohadugha NGR 13.32 (0.7); Mariya Dimitrova BUL NM; Maurren Maggi BRA DNS

Berlin 2009

Final (Aug 17)

1,	Yargelis Savigne	CUB	14.95	(1.3)
2,	Mabel Gay	CUB	14.61	(-0.2)
3,	Anna Pyatykh	RUS	14.58	(-0.4)
4,	Biljana Topić	SRB	14.52	(-0.1)
5,	Trecia Smith	JAM	14.48	(-0.2)
6,	Tatyana Lebedeva	RUS	14.37	(0.0)
7,	Cristina Bujin	ROU	14.26	(-0.2)
8,	Dana Veldáková	SVK	14.25	(-0.2)

9, Xie Limei CHN 14.16 (-0.1); 10, Olga Rypakova KAZ 13.91 (-0.2); 11, Teresa Nzola Meso Ba FRA 13.79 (0.0); 12, Gisele de Oliveira BRA 13.19 (-0.2)

Series	1	2	3	4	5	6
Savigne	14.45	14.14	14.89	14.85	14.95	14.39
Gay	13.87	14.50	x	14.61	14.48	14.04
Pyatykh	13.72	14.23	13.66	14.58	14.46	14.53
Topić	14.21	14.38	14.27	14.52	14.43	14.10
Smith	14.31	x	x	14.41	14.48	x
Lebedeva	x	14.37	14.23	14.22	14.26	14.28
Bujin	14.26	14.00	14.03	14.20	14.16	14.15
Veldáková	14.25	x	12.86	14.14	14.19	14.13

Savigne retained the title she had won in Osaka, and gained her third consecutive medal, but jumped more than 30cm less than she had managed in 2007. The general low level of the competition made observers wonder if there was a problem with the run-up, but the subsequent men's competition was of good quality. Gay edged Pyatykh for silver 14.61 to 14.58, but that jump would not have won a medal in five of the previous World Championships. Of the finalists, only Topić set a personal best, improving her national record to 14.52.

Qualifying round (14.45 or top 12 to final) (Aug 15)
Group A qualifiers: Savigne 14.53 (-1.5); Lebedeva 14.45 (-1.2); Nzola 14.32 (0.9); Pyatykh 14.27 (0.2); Veldáková 14.25 (-1.0)
Non-qualifiers: Yamilé Aldama SUD 14.11 (0.1); Petia Dacheva BUL 14.11 (0.6); Kimberly Williams JAM 14.08 (0.9); Snežana Rodic SLO 13.92 (0.0); Svetlana Bolshakova BEL 13.89 (0.3); Magdelín Martinez ITA 13.87 (-0.4); Martina Šestáková CZE 13.84 (-0.9); Irina Litvinenko KAZ 13.82 (0.1); Shani Marks USA 13.67 (0.3); Paraskeví Papahrístou GRE 13.58 (0.8); Liliya Kulyk UKR 13.41 (-1.8); Erica McLain USA 13.39 (-0.3); Patricia Sylvester GRN 13.22 (0.9)
Group B qualifiers: Xie 14.62 (0.5); Gay 14.53 (-1.2); Topić 14.37 (0.3); Bujin 14.29 (0.3); Smith 14.21 (0.1); de Oliveira 14.14 (0.6); Rypakova 14.13 (-0.7)
Non-qualifiers: Małgorzata Trybanska POL 14.06 (1.2); Shakeema Welsch USA 14.01w (3.2); Svitlana Mamyeyeva UKR 13.92 (0.7); Nataliya Yastrebova UKR 13.74 (-0.8); Athanasía Pérra GRE 13.69 (0.2); Marija Šestak SLO 13.69 (-0.8); Nadezhda Alekhina RUS 13.60 (-0.7); Vanessa Gladone FRA 13.51 (0.8); Katja Demut GER 11.38 (-1.3)

TRIPLE JUMP

Multiple Medallists:

3	Tatyana Lebedeva	RUS	01-1, 03-1, 07-2
	Yargelis Savigne	CUB	05-2, 07-1, 09-1
2	Anna Biryukova	RUS	93-1, 95-3
	Iva Prandzheva	BUL	93-3, 95-2
	Françoise Mbango	CMR	01-2, 03-2
	Anna Pyatykh	RUS	05-3, 09-3

Most Finals:

5	Yelena Govorova	UKR	95-10, 97-3, 99-7, 01-10, 03-7
	Lebedeva		99-4, 01-1, 03-1, 07-2, 09-6
4	Magdelín Martínez	ITA	01-4, 03-3, 05-8, 07-6
	Pyatykh		03-4, 05-3, 07-4, 09-3

Most Appearances:

6	Šárka Kašpárková	CZE	93-7, 95-13Q, 97-1, 99-6, 03-24Q, 05-21Q
	Lebedeva		99-4, 01-1, 03-1, 05-dns, 07-2, 09-6
5	Govorova		
	Yamilé Aldama	CUB/SUD	97-13Q, 99-2, 05-4, 07-25Q, 09-13Q
	Trecia Smith	JAM	97-31Q, 01-8, 05-1, 07-24Q, 09-5
	Martínez		01-4, 03-3, 05-8, 07-6, 09-21Q

National Placings:

	1	2	3	4	5	6	7	8	Points
RUS	3	2	3	4	-	1	-	-	79
CUB	2	3	-	1	1	-	-	-	46
GRE	1	-	2	1	1	-	-	1	30
BUL	-	1	2	-	1	1	-	-	26
ITA	-	-	1	1	-	3	-	2	22
UKR	1	-	1	-	-	-	3	-	20
ROU	-	1	-	-	1	1	-	1	15
CMR	-	2	-	-	-	-	-	-	14
JAM	1	-	-	-	1	-	-	1	13
CZE	1	-	-	-	-	1	1	-	13
GBR	-	-	-	-	1	-	1	-	6
SRB	-	-	-	1	-	-	-	-	5
SUD	-	-	-	1	-	-	-	-	5
FIN	-	-	-	-	1	-	-	-	4
GER	-	-	-	-	1	-	-	-	4
SLO	-	-	-	-	1	-	-	-	4
CHN	-	-	-	-	-	1	-	1	4
SEN	-	-	-	-	-	1	-	-	3
ALG	-	-	-	-	-	-	1	-	2
BLR	-	-	-	-	-	-	1	-	2
LAT	-	-	-	-	-	-	1	-	2
ROU	-	-	-	-	-	-	1	-	2
FRA	-	-	-	-	-	-	-	1	1
POL	-	-	-	-	-	-	-	1	1
SVK	-	-	-	-	-	-	-	1	1
Totals	**9**	**9**	**9**	**9**	**9**	**9**	**9**	**9**	**324**

Shot Put — Helsinki 1983

Final (Aug 12)

1,	Helena Fibingerová	TCH	21.05
2,	Helma Knorscheidt	GDR	20.70
3,	Ilona Slupianek	GDR	20.56
4,	Nunu Abashidze	URS	20.55
5,	Natalya Lisovskaya	URS	20.02
6,	Mihaela Loghin	ROU	19.85
7,	Claudia Losch	FRG	19.72
8,	María Sarría	CUB	19.47

9, Zdenka Šilhavá TCH 19.00; 10, Venissa Head GBR 18.05; 11, Gael Martin AUS 17.79; 12, Judy Oakes GBR 17.52

Series	1	2	3	4	5	6
Fibingerová	19.89	19.69	19.72	19.94	20.30	21.05
Knorscheidt	20.30	20.70	20.55	20.47	x	20.25
Slupianek	20.56	20.32	19.97	19.52	x	x
Abashidze	18.68	19.16	19.11	20.55	19.77	x
Lisovskaya	19.53	x	20.02	20.01	19.63	19.45
Loghin	19.85	19.82	19.77	19.34	19.72	19.08
Losch	19.72	18.97	x	19.54	18.96	18.21
Sarría	18.45	19.44	19.32	19.47	x	18.87

A most heartwarming moment occurred in the final round when 34 year-old Fibingerová scored an unexpected victory over the highly favoured GDR putters. On paper, Slupianek was expected to add the first world title to her Olympic title and world record. In the event, she was struggling with a tendon injury and could not better her opening throw in the final (20.56). Instead her team-mate Knorscheidt went in front with 20.70 in the second round. Soviet throwers held third and fourth places until the last throw of the fifth round, when Fibingerová moved to fourth place with 20.30.

In the wet conditions, nobody could improve in the final round before Fibingerová entered the circle for the last throw of the contest. The Czech putter had a reputation for performing well in the rain and her last effort landed clearly beyond the yellow 21m line. Knowing she had won, she threw her arms in the air and raced out of the circle. Every official in range was then hugged by the emotional winner.

"A month ago, my father died," revealed Fibingerová after the medal ceremony. "I was very sad and still am. My mother is too. On my last attempt, I thought of my father and my mother. I picked up the yellow shot and said 'This is the shot of gold!' And so it was."

Qualifying round (17.00 or top 12 to final) (Aug 10)
Group A qualifiers: Fibingerová 19.25; Sarría 19.24; Abashidze 19.10; Knorscheidt 19.09; Head 18.41; Martin 17.79
Non-qualifiers: Shen Lijuan CHN 16.99; Lorna Griffin USA 16.50; Maryline Adam VAN 11.32; Magdalene Springer MNT 9.78
Group B qualifiers: Slupianek 19.99; Lisovskaya 19.68; Loghin 18.97; Šilhavá 18.57; Losch 18.24; Oakes 17.61
Non-qualifiers: Li Meisu CHN 16.91; Meg Ritchie GBR 16.14; Rosemarie Hauch CAN 15.37; Odette Mistoul GAB 14.23

Rome 1987

Final (Sep 5)

1,	Natalya Lisovskaya	URS	21.24
2,	Kathrin Neimke	GDR	21.21
3,	Ines Müller	GDR	20.76
4,	Claudia Losch	FRG	20.73
5,	Natalya Akhrimenko	URS	20.68
6,	Heike Hartwig	GDR	20.63
7,	Li Meisu	CHN	20.43
8,	Helena Fibingerová	TCH	20.29

9, Svetla Mitkova BUL 19.37; 10, Stephanie Storp FRG 19.36; 11, Huang Zhihong CHN 19.35; 12, Iris Plotzitzka FRG 19.19; 13, Sona Vasicková TCH 18.71; Mihaela Loghin ROU DNS

Series	1	2	3	4	5	6
Lisovskaya	20.89	20.22	21.16	20.93	21.24	20.80
Neimke	20.32	21.21	20.12	20.53	20.59	x
Müller	20.76	20.11	20.05	x	19.96	20.20
Losch	20.05	20.73	x	19.88	20.33	20.61
Akhrimenko	20.20	19.68	20.53	20.09	x	20.68
Hartwig	19.79	19.97	19.84	20.63	x	20.25
Li	19.95	20.00	20.09	20.43	19.98	20.14
Fibingerová	19.97	x	19.51	20.05	20.15	20.29

Lisovskaya – who had improved her own world record to 22.63 the previous June – was given a scare by Neimke. The 21 year-old GDR putter produced a personal best of 21.21 in the second round. Lisovskaya responded with 21.16 in the third but did not get in front until her 21.24 in the fifth.

Though her margin of victory was not particularly impressive, the Soviet putter must have been relieved to have won the gold. She had been the favourite at the previous year's European Championship but placed only ninth.

Fibingerová (38), the defending champion, was eighth. She became the oldest woman at that point to place so highly in a World Championship event.

Qualifying round (19.00 or top 12 to final) (Sep 4)
Group A qualifiers: Neimke 20.26; Losch 19.73; Li 19.47; Hartwig 19.35; Lisovskaya 19.22; Vasicková 19.09; Plotzitzka 19.08
Non-qualifiers: Judy Oakes GBR 18.43; Ramona Pagel USA 18.12; Asta Hovi FIN 17.89
Group B qualifiers: Fibingerová 20.40; Müller 19.96; Storp 19.64; Loghin 19.27; Akhrimenko 19.21; Huang 19.18; Mitkova 19.07
Non-qualifiers: Bonnie Dasse USA 17.68; Deborah St. Phard HAI 16.54; Melody Torcolacci CAN 15.98

Tokyo 1991

Final (Aug 24)

1,	Huang Zhihong	CHN	20.83
2,	Natalya Lisovskaya	URS	20.29
3,	Svetlana Krivelyova	URS	20.16
4,	Claudia Losch	GER	19.74
5,	Zhou Tianhua	CHN	19.64
6,	Stephanie Storp	GER	19.50
7,	Marina Antonyuk	URS	19.12
8,	Kathrin Neimke	GER	18.83

9, Belsis Laza CUB 18.49; 10, Svetla Mitkova BUL 18.34; 11, Connie Price-Smith USA 18.12; 12, Krystyna Danilczyk POL 17.59

Series	1	2	3	4	5	6
Huang	20.64	20.83	20.51	x	x	20.43
Lisovskaya	20.15	x	19.95	x	20.29	x
Krivelyova	19.88	19.77	20.16	19.31	19.91	19.74
Losch	18.97	19.74	x	18.41	19.32	19.44
Zhou	19.32	19.64	x	19.05	x	x
Storp	19.50	x	17.85	18.88	18.76	x
Antonyuk	19.12	x	x	x	x	x
Neimke	18.81	18.52	18.39	18.63	18.83	18.63

Asia won its first ever world outdoor athletics title when 26 year-old Huang Zhihong easily beat the defending champion Lisovskaya. The Soviet took the lead with her first put of 20.15, but she was immediately overtaken when the next woman – Huang – put 20.64. The Chinese woman went even further in the second round (20.83) to solidify her grip on Tokyo's first field event gold.

Lisovskaya was pushed back to third when Krivelyova produced 20.16 in the third, but the 1987 winner clinched the silver with 20.29 in the fifth.

"When I won I felt so elated I couldn't think of anything else," said the exuberant winner. "The Japanese people in the crowd really supported me and gave me strength."

Qualifying round (18.50 or top 12 to final) (Aug 24)
Group A qualifiers: Lisovskaya 19.72; Zhou 19.38; Losch 18.83; Neimke 18.59; Mitkova 18.54; Danilczyk 18.15; Price-Smith 18.09
Non-qualifiers: Judy Oakes GBR 17.81; Asta Ovaska FIN 17.15; Margarita Ramos ESP 15.89; Hanan Ahmed Khaled EGY 14.76; Iammo Launa PNG 12.56
Group B qualifiers: Storp 19.52; Huang 19.14; Antonyuk 18.80; Krivelyova 18.66; Laza 18.32
Non-qualifiers: Ramona Pagel USA 17.99; Myrtle Augee GBR 17.80; Pam Dukes USA 17.17; Agnese Maffeis ITA 16.99; Mihaela Oana ROU 16.73; Elisângela Adriano BRA 15.93; Tea Ai Seng BRU 11.49

Stuttgart 1993

Final (Aug 15)

1,	Huang Zhihong	CHN	20.57
2,	Svetlana Krivelyova	RUS	19.97
3,	Kathrin Neimke	GER	19.71
4,	Sui Xinmei	CHN	19.61
5,	Cong Yuzhen	CHN	19.58
6,	Astrid Kumbernuss	GER	19.42
7,	Valentina Fedyushina	UKR	19.27
8,	Belsis Laza	CUB	19.27

9, Larisa Peleshenko RUS 19.22; 10, Svetla Mitkova BUL 18.91; 11, Stephanie Storp GER 18.83; 12, Ramona Pagel USA 17.77

Series	1	2	3	4	5	6
Huang	19.75	20.31	20.19	20.57	x	20.46
Krivelyova	19.97	19.57	x	x	19.56	x
Neimke	19.71	19.36	x	x	19.25	19.19
Sui	19.46	19.61	19.49	19.46	x	19.51
Cong	18.64	18.83	19.26	19.23	19.50	19.58
Kumbernuss	19.42	18.99	19.02	19.32	19.33	19.15
Fedyushina	18.71	19.18	19.27	x	x	18.69
Laza	18.09	18.98	19.27	18.79	x	-

Huang won with even more ease than in 1993. Olympic Champion Krivelyova went to the front with 19.97 in the first round. The Russian could throw no further, whereas Huang produced four 20m+ puts, just as she had in Tokyo. In third place throughout the contest was the 1987 runner-up, Neimke.

Qualifying Round (19.00 or top 12 to final) (Aug 14)
Group A qualifiers: Huang 19.36; Mitkova 19.16; Neimke 19.11; Laza 19.02; Peleshenko 18.84
Non-qualifiers: Anna Romanova RUS 18.12; Connie Price-Smith USA 18.09; Viktoriya Pavlysh UKR 18.00; Jana Ciobanu ROU 17.77; Danijela Curovic IWP 16.91; Marika Tuliniemi FIN 16.80; Elisângela Adriano BRA 16.41; Natasa Erjavec SLO 15.71
Group B qualifiers: Krivelyova 19.96; Kumbernuss 19.92; Sui 19.67; Storp 19.38; Fedyushina 19.04; Cong 18.97; Pagel 18.54
Non-qualifiers: Krystyna Danilczyk POL 17.62; Lisette Martínez CUB 17.44; Agnese Maffeis ITA 16.61; Myrtle Augee GBR 16.06; Christy Barrett USA 14.58; Aye Aye Nwe MYA 13.88; Tea Ai Seng BRU 12.23

Gothenburg 1995

Final (Aug 5)

1,	Astrid Kumbernuss	GER	21.22
2,	Huang Zhihong	CHN	20.04
3,	Svetla Mitkova	BUL	19.56
4,	Kathrin Neimke	GER	19.30
5,	Sui Xinmei	CHN	19.09
6,	Zhang Liuhong	CHN	19.07
7,	Ramona Pagel	USA	18.81
8,	Stephanie Storp	GER	18.81

9, Connie Price-Smith USA 18.72; 10, Valentina Fedyushina UKR 18.03; 11, Vita Pavlysh UKR 17.97; 12, Irina Korzhanenko RUS 17.88

Series	1	2	3	4	5	6
Kumbernuss	20.52	20.59	21.22	2009	x	20.23
Huang	19.92	20.04	x	x	x	x
Mitkova	18.70	18.32	19.04	18.93	18.99	19.56
Neimke	18.37	19.30	18.72	19.11	19.15	x
Sui	18.90	x	x	18.42	18.60	19.09
Zhang	17.94	18.47	19.07	18.23	18.60	18.47
Pagel	x	18.39	18.81	18.11	x	17.78
Storp	18.22	18.01	18.81	x	x	-

Like John Godina in the Gothenburg men's shot put final, Astrid Kumbernuss dominated from the start. Her opener of 20.52 would have been good enough to win as would all her valid puts.

Kumbernuss, sporting heavily strapped knees, produced a put in the third round which landed much further than the three arcs marked on the throwing sector. It was a personal best of 21.22 which gave her a lead of 1.18m from defending champion Huang. That is how it finished, with the widest winning margin ever at world or Olympic level. Mitkova took the bronze from Neimke in the final round.

Qualifying round (18.80 or top 12 to final) (Aug 5)
Group A qualifiers: Kumbernuss 19.83; Zhang 18.60; Korzhanenko 18.40; Storp 18.36; Pavlysh 18.15
Price-Smith 18.05
Non-qualifiers: Judy Oakes GBR 17.87; Mara Rosolen ITA 16.90; Danguolė Urbikienė LTU 16.33; Eileen Vanisi USA 16.11; Lisa Misipeka ASA 13.98; Mary Curry SAM 8.85; Oumou Traoré MLI DNS
Group B qualifiers: Neimke 19.07; Huang 19.01; Sui 18.75; Pagel 18.57; Mitkova 18.48; Fedyushina 18.40
Non-qualifiers: Corrie de Bruin NED 17.01; Natasa Erjavec SLO 16.91; Danijela Curović YUG 16.30; Yumileidis Cumba CUB 15.80; Hanan Ahmed Khaled EGY 14.56; Tea Ai Seng BRU 12.46; Nabeela Mabrouk PLE 5.71

Athens 1997

Final (Aug 7)

1,	Astrid Kumbernuss	GER	20.71
2,	Vita Pavlysh	UKR	20.66
3,	Stephanie Storp	GER	19.22
4,	Huang Zhihong	CHN	19.15
5,	Connie Price-Smith	USA	19.00
6,	Li Meisu	CHN	18.62
7,	Nadine Kleinert	GER	18.42
8,	Krystyna Danilczyk	POL	17.83

9, Svetla Mitkova BUL 17.75; 10, Svetlana Krivelyova RUS 17.38; 11, Valeyta Althouse USA 16.92; 12, Tressa Thompson USA 16.48

Series	1	2	3	4	5	6
Kumbernuss	20.59	20.71	20.52	20.24	x	20.70
Pavlysh	x	20.57	x	20.51	20.36	20.66
Storp	19.22	18.84	x	18.67	18.67	x

Huang	18.63	18.64	18.72	19.15	x	19.07
Price-Smith	19.00	18.17	18.64	x	18.53	x
Li	17.30	18.62	18.21	18.58	18.10	18.50
Kleinert	18.33	18.42	x	17.91	18.22	x
Danilczyk	x	x	17.83	x	17.55	x

Kumbernuss couldn't wait to avenge her 1997 World Indoor Championships defeat by Pavlysh, a result which terminated the German's 53-win streak. "Losing in Paris," she said, "lit the fire again inside me"; she "wanted to show who is boss in the ring." Following an opening foul by Pavlysh, Kumbernuss started purposefully with 20.59 to establish a lead she was never to lose ... although it was close. Pavlysh threw 20.57 in the second round and although Kumbernuss responded with 20.71 the Ukrainian was always a danger and finished only 5cm down with 20.66, a far cry from the German's 1.18m winning margin in 1995 over Huang Zhihong. The latter, champion in 1991 and 1993, finished fourth this time behind Storp, Kumbernuss's training partner, whose bronze medal winning distance of 19.22 would have netted her 12th place in the 1987 final.

Qualifying Round (18.80 or top 12 to final) (Aug 5)
Group A qualifiers: Price-Smith 18.35; Kleinert 18.26; Storp 18.12; Althouse 17.89
Non-qualifiers: Mara Rosolen ITA 17.87; Zhang Liuhong CHN 17.82; Irina Korzhanenko RUS 17.80; Elisângela Adriano BRA 17.71; Valentina Fedyushina UKR 17.31; Laurence Manfrédi FRA 17.02; Lee Myung-Sun KOR 16.39; Kalliopi Ouzouni GRE NM
Group B qualifiers: Kumbernuss 20.69; Pavlysh 20.48; Huang 19.05; Krivelyova 18.41; Mitkova 18.07; Thompson 18.07; Danilczyk 18.05; Li 17.99
Non-qualifiers: Judy Oakes GBR 17.84; Anna Romanova RUS 17.79; Yanina Korolchik BLR 17.75; Eleni Tsentemeidou GRE 16.62; Nada Kawar JOR 15.76

Seville 1999

Final (Aug 25)

1,	Astrid Kumbernuss	GER	19.85
2,	Nadine Kleinert	GER	19.61
3,	Svetlana Krivelyova	RUS	19.43
4,	Yanina Korolchik	BLR	19.17
5,	Cheng Xiaoyan	CHN	18.67
6,	Yumileidi Cumbá	CUB	18.44
7,	Valentina Fedyushina	AUT	18.17
8,	Krystyna Zabawska	POL	18.12

9, Teri Tunks USA 18.04; 10, Lee Myung-Sun KOR 17.92; 11, Connie Price-Smith USA 17.89; 12, Elena Hila ROU 17.88

Series	1	2	3	4	5	6
Kumbernuss	18.84	19.34	19.59	19.62	19.85	19.84
Kleinert	19.14	18.98	18.63	19.43	19.61	19.19
Krivelyova	18.92	19.22	x	19.43	19.35	19.34
Korolchik	18.08	18.61	x	17.98	19.17	x
Cheng	18.67	18.50	18.23	x	x	18.49
Cumbá	18.25	x	18.44	17.96	x	17.96
Fedyushina	18.05	18.17	x	x	17.97	18.15
Zabawska	x	x	18.12	18.03	x	x

Back in January 1999 when Kumbernuss, six months after giving birth to a son, was barely able to reach 12 metres with a standing put in training, it must have seemed like an unattainable dream ... but retain the world title she did. Early in the season she was consistently losing, but this athlete, who once went unbeaten in 53 contests, gradually rediscovered her strength and technical prowess. With 19.76 to her name she went to Seville second on the world list to World Indoor Champion Krivelyova (20.26). The return to big-time competition fired her up and in round 2 she took the lead with 19.34 and increased it with her next three throws to 19.59, 19.62 and 19.85. Team-mate Kleinert snatched second from Krivelyova with a fifth round personal best of 19.61.

Qualifying round (18.50 or top 12 to final) (Aug 25)
Group A qualifiers: Kumbernuss 18.84; Cheng 18.62; Zabawska 18.49; Cumbá 18.38; Price-Smith 18.10; Hila 18.09; Korolchik 17.90
Non-qualifiers: Laurence Manfredi FRA 17.89; Mara Rosolen ITA 17.84; Anna Romanova RUS 17.78; Juttaporn Krasaeyan THA 17.39; Song Feina CHN 17.26; Svetla Sınırtaş TUR 16.40
Group B qualifiers: Krivelyova 19.54; Kleinert 18.59; Lee 18.37; Fedyushina 18.28; Tunks 18.09
Non-qualifiers: Yu Juan CHN 17.82; Kalliópi Ouzoúni GRE 17.79; Tressa Thompson USA 17.52; Nadezhda Ostapchuk BLR 17.47; Lieja Koeman NED 17.45; Martina de la Puente ESP 16.68; Nada Kawar JOR 16.30; Vivian Peters NGR DNS

Edmonton 2001

Final (Aug 5)

1,	Yanina Korolchik	BLR	20.61
2,	Nadine Kleinert-Schmitt	GER	19.86
3,	Vita Pavlysh	UKR	19.41
4,	Larisa Peleshenko	RUS	19.37
5,	Irina Korzhanenko	RUS	19.35
6,	Astrid Kumbernuss	GER	19.25
7,	Nadezhda Ostapchuk	BLR	18.98
8,	Yumileidi Cumbá	CUB	18.73

9, Svetlana Krivelyova RUS 18.70; 10, Krystyna Zabawska POL 18.50; 11, Elisângela Adriano BRA 18.06; 12, Lieja Koeman NED 17.89

Series	1	2	3	4	5	6
Korolchik	x	19.71	20.61	x	19.21	19.61
Kleinert-Schmitt	19.54	18.88	19.45	19.10	x	19.86
	1	2	3	4	5	6
Pavlysh	19.01	19.41	18.80	x	18.98	x
Peleshenko	x	19.06	19.37	19.32	19.30	19.15
Korzhanenko	19.35	x	x	18.55	18.63	x
Kumbernuss	18.77	19.02	18.91	x	19.25	-
Ostapchuk	18.65	18.81	18.52	18.71	18.98	x
Cumbá	18.73	x	18.34	x	17.90	18.56

Three-time winner Kumbernuss slumped to sixth place while Korolchik, a surprise Olympic Champion in 2000, was completely dominant. Her qualifying throw (19.87) alone was longer than anyone else could manage in the entire competition, and in the final she put 20.61 in the third. Kleinert-Schmitt, wearing black and red hair, repeated her 1999 silver. She let out a squeal of delight after her final put which landed at a personal best of 19.86.

The medal positions were unchanged after round 2 and the bronze went to Athens silver medallist Pavlysh.

Qualifying round (18.40 or top 12 to final) (Aug 5)
Group A qualifiers: Korolchik 19.87; Pavlysh 18.68; Cumbá 18.64; Kumbernuss 18.54; Zabawska 18.48; Krivelyova 18.47; Koeman 17.93
Non-qualifiers: Kalliópi Ouzoúni GRE 16.82; Elena Hila ROU 16.57; Iolanta Ulyeva KAZ 16.22
Group B qualifiers: Kleinert-Schmitt 19.35; Korzhanenko 18.96; Peleshenko 18.65; Ostapchuk 18.44; Adriano 18.11
Non-qualifiers: Katarzyna Zakowicz POL 17.71; Lee Myung-Sun KOR 17.66; Cheng Xiaoyan CHN 17.32; Seilala Sua USA 16.61; Georgette Reed CAN 15.92

Paris 2003

Final (Aug 27)

1,	Svetlana Krivelyova	RUS	20.63
2,	Nadezhda Ostapchuk	BLR	20.12
3,	Vita Pavlysh	UKR	20.08
4,	Irina Korzhanenko	RUS	19.17
5,	Valerie Adams	NZL	18.65
6,	Krystyna Zabawska	POL	18.62
7,	Nadine Kleinert	GER	18.48
8,	Assunta Legnante	ITA	18.28

9, Elisângela Adriano BRA 18.11; 10, Lieja Tunks NED 17.99; 11, Li Meiju CHN 17.92; 12, Iríni Terzóglou GRE 17.88

Series	1	2	3	4	5	6
Krivelyova	19.60	19.97	20.30	20.63	20.03	20.12
Ostapchuk	18.46	19.56	x	19.45	20.12	x
Pavlysh	x	19.43	20.03	18.72	20.08	19.98
Korzhanenko	x	19.12	19.17	x	x	x
Adams	18.55	18.65	17.82	x	x	17.85
Zabawska	18.32	x	18.62	x	18.23	18.49
Kleinert	18.00	18.48	18.38	18.31	18.12	18.07
Legnante	17.48	x	18.28	17.99	17.70	18.08

Contesting her sixth final, Krivelyova finally added a gold medal to go with her Olympic title of 1992. Ostapchuk had the leading qualifying mark of 19.56 and went even further with 20.12 in round five of the final. By then the 34 year-old Russian was in a commanding lead at 20.63. The only other one over 20m was Pavlysh who took the bronze medal, just two places ahead of promising junior Adams. Former winner Kumbernuss failed to reach the final.

Qualifying round (18.40 or top 12 to final) (Aug 27)
Group A qualifiers: Pavlysh 19.00; Kleinert 18.85; Korzhanenko 18.69; Zabawska 18.46; Li 18.23; Adriano 18.20
Non-qualifiers: Yumileidi Cumbá CUB 17.95; Laurence Manfrédi FRA 17.88; Vivian Chukwuemeka NGR 17.45; Nadine Beckel GER 17.42; Chinatsu Mori JPN 16.86; Kristin Heaston USA 16.70
Group B qualifiers: Ostapchuk 19.56; Adams 18.77; Krivelyova 18.66; Tunks 18.44; Terzóglou 18.39; Legnante 17.97
Non-qualifiers: Astrid Kumbernuss GER 17.83; Olga Ryabinkina RUS 17.74; Elena Hila ROU 17.30; Zhang Xiaoyu CHN 16.82; Flor Vásquez DOM 16.52; Iolanta Ulyeva KAZ 16.32; Ana Po'uhila TGA 14.96

Helsinki 2005

Final (Aug 13)

1,	Nadezhda Ostapchuk	BLR	20.51
2,	Olga Ryabinkina	RUS	19.64
3,	Valerie Vili	NZL	19.62
4,	Svetlana Krivelyova	RUS	19.16
5,	Nadine Kleinert	GER	19.07
6,	Yumileidi Cumbá	CUB	18.64
7,	Li Meiju	CHN	18.35
8,	Natalya Khoroneko	BLR	18.34

9, Christina Schwanitz GER 18.02; 10, Misleidys González CUB 18.01; 11, Lieja Tunks NED 17.83; 12, Assunta Legnante ITA 16.99

Series	1	2	3	4	5	6
Ostapchuk	20.30	20.13	x	x	20.23	20.51
Ryabinkina	x	19.34	19.64	x	19.06	18.76
Vili	x	18.23	19.62	19.33	x	19.62
Krivelyova	17.35	18.47	19.16	18.59	19.10	18.94
Kleinert	x	17.92	18.70	18.87	19.07	x
Cumbá	18.37	x	x	18.57	x	18.64
Li	17.51	18.20	18.35	x	18.10	x
Khoroneko	16.91	17.85	18.25	18.02	18.34	x

In five of the previous seven championships, the title had been won by more than half a metre. Ostapchuk, the only thrower to reach 20m ensured a similar win for herself with her opening throw in the final of 20.30. Of the finalists only Krivelyova (with a best of 21.06 from 1992) had ever thrown further, and only Cumbá, with 18.37, was within 2m at the end of round one. Ostapchuk had three other fair throws: 20.13, 20.23 and 20.51. Round three saw the other medals decided as Ryabinkina threw 19.64 two throws before Vili managed 19.62. Vili had led the qualifiers with a Commonwealth record of 19.87.

Qualifying round (18.30 or top 12 to final) (Aug 12)
Group A qualifiers: Ostapchuk BLR 19.65; Cumbá CUB 18.94; Ryabinkina RUS 18.72; Li 18.35; Legnante 18.06; Tunks 17.87
Non-qualifiers: Olga Ivanova RUS 17.80; Petra Lammert GER 17.72; Kristin Heaston USA 17.53; Vivian Chukwuemeka NGR 17.50; Elisângela Adriano BRA 16.94; Cristiana Checchi ITA 16.67; Ana Po'uhila TGA 15.14
Group B qualifiers: Vili 19.87; Krivelyova 19.28; Kleinert 18.90; Khoroneko 18.83; González 18.53; Schwanitz 18.35
Non-qualifiers: Kim Barrett JAM 17.85; Chiara Rosa ITA 17.32; Cleopatra Borel-Brown TRI 17.31; Oksana Chibisova RUS 16.67; Lee Mi-Young KOR 16.60; Yoko Toyonaga JPN 16.51; Liz Wanless USA 16.50

Osaka 2007

Final (Aug 26)

1,	Valerie Vili	NZL	20.54
2,	Nadzeya Ostapchuk	BLR	20.48
3,	Nadine Kleinert	GER	19.77
4,	Li Ling	CHN	19.38
5,	Petra Lammert	GER	19.33
6,	Li Meiju	CHN	18.83
7,	Gong Lijiao	CHN	18.66
8,	Chiara Rosa	ITA	18.39

9, Anna Omarova RUS 18.20; 10, Yanina Pravalinska BLR 18.17; 11, Misleydis González CUB 18.14; 12, Yumileidi Cumbá CUB 17.93

Series	1	2	3	4	5	6
Vili	19.89	19.74	19.80	x	19.95	20.54
Ostapchuk	20.04	x	19.17	x	x	20.48
Kleinert	18.75	19.45	19.04	x	19.77	19.72
Li L	18.21	18.88	x	18.92	x	19.38
Lammert	19.33	x	19.27	18.86	18.92	x
Li M	17.29	18.79	18.83	18.32	18.77	18.62
Gong	17.82	18.66	x	18.34	x	x
Rosa	x	18.35	18.17	18.39	x	x

The only athletes further than 20m prior to Osaka were Ostapchuk, Lammert and Vili. Ostapchuk scared herself in the qualifying, throwing 18.23 to become the 12th qualifier by a margin of just four centimetres Buoyed up, the Belorussian opened the final with 20.04 to head Vili 19.89 and Lammert 19.33 at the end of round one.

Kleinert moved into bronze medal position in round two with 19.45, while Vili tried to make inroads into Ostapchuk's lead. Her 19.74 in round two was followed by 19.80 in the next round, and 19.95 in round five, while Kleinert made a further improvement to 19.77, also in the penultimate round. Li slipped by Lammert for fourth with 19.38 in the final round. The imposing (1.93/121kg) Vili then produced a Commonwealth record of 20.54 to move into a big lead. Ostapchuk, showing great competitive instincts, reacted by putting her season's best of 20.48 to end a superb final round.

Qualifying round (18.35 or top 12 to final) (Aug 26)
Group A qualifiers: Vili 19.45; Li M 19.05; Rosa 18.77; Li L 18.76; Lammert 18.72; Pravalinska 18.52; Cumbá 18.29
Non-qualifiers: Anna Avdeyeva RUS 18.19; Helena Engman SWE 17.50; Kristin Heaston USA 17.40; Elisângela Adriano BRA 17.07; Sarah Stevens USA 16.87; Ana Po'uhila TGA 16.62; Lin Chia-Ying TPE 16.41
Group B qualifiers: Kleinert 19.17; Omarova18.85; Gong 18.38; González 18.28; Ostapchuk 18.23
Non-qualifiers: Assunta Legnante ITA 18.19; Oksana Gaus RUS 17.65; Cleopatra Borel-Brown TRI 17.29; Yoko Toyonaga JPN 17.02; Jillian Camarena USA 16.95; Irache Quintanal ESP 16.53; Anca Heltne ROU 16.27; Iolanta Ulyeva KAZ 15.52; Vivian Chukwuemeka NGR NM

Berlin 2009

Final (Aug 16)

1,	Valerie Vili	NZL	20.44
2,	Nadine Kleinert	GER	20.20
3,	Gong Lijiao	CHN	19.89
4,	Natallia Mikhnevich	BLR	19.66
5,	Anna Avdeyeva	RUS	19.66
6,	Michelle Carter	USA	18.96
7,	Li Meiju	CHN	18.76
8,	Misleydis González	CUB	18.74

9, Mailín Vargas CUB 18.67; 10, Liu Xiangrong CHN 18.52; 11, Denise Hinrichs GER 18.39; 12, Christina Schwanitz GER 17.84

Series	1	2	3	4	5	6
Vili	19.40	x	20.25	20.16	20.44	20.25
Kleinert	20.06	19.52	20.20	19.61	x	x
Gong	19.69	19.89	19.68	19.75	x	x
Mikhnevich	19.66	x	19.27	19.51	x	x
Avdeyeva	18.66	18.78	19.48	19.66	x	x
	1	2	3	4	5	6
Carter	x	18.93	18.96	x	18.30	x
Li	18.76	18.35	18.66	x	x	x
González	18.73	18.57	x	18.60	18.74	18.43

Vili, the reigning World and Olympic Champion, was the prohibitive favourite, and duly led the qualifiers with 19.70. Notably, all those who advanced used the traditional "O'Brien" technique. In the final, Vili got off to a slow start with 19.40, which was exceeded in the opening round by Kleinert (20.06) equaling her lifetime best, Gong and Mikhnevich. The Chinese thrower improved to a personal best of 19.89 in round two. By her third throw Vili had also been overtaken by Avdeyeva (19.48), but she then launched the shot out to 20.25. Kleinert, clearly galvanized by the home crowd, improved her best to 20.20, and Vili responded with throws of 20.16, a winning 20.44, and another 20.25. Kleinert won her third silver medal in the event, while Vili would subsequently win the World Athletics Final with 21.07, her eleventh consecutive annual improvement.

The victory lap of the medallists (and also the heptathletes) was paused at the 300m point for the men's 100m final.

Qualifying round (18.50 or top 12 to final) (Aug 16)
Group A qualifiers: Mikhnevich19.12; Avdeyeva 18.92; Hinrichs 18.69; Li 18.53; Schwanitz 18.25; Vargas 18.14

Non-qualifiers: Anca Heltne ROU 17.92; Chiara Rosa ITA 17.89; Austra Skujytė LTU 17.86; Laurence Manfrédi FRA 17.25; Helena Engman SWE 17.19; Jill Camarena USA 16.92; Annie Alexander TRI 16.01; Kristin Heaston USA 14.98
Group B qualifiers: Vili 19.70; Kleinert 19.36; Gong 19.08; González 18.62; Carter 18.44; Liu 18.10
Non-qualifiers: Cleopatra Borel-Brown TRI 17.99; Mariam Kevkhishvili GEO 17.95; Yaniuvis López CUB 17.71; Natalia Ducó CHI 17.61; Jessica Cérival FRA 17.30; Anita Márton HUN 16.80; Leyla Rajabi IRI 16.60; Ana Po'uhila TGA 16.09

SHOT PUT

Multiple Medallists:

4	Svetlana Krivelyova	URS/RUS	91-3, 93-2, 99-3, 03-1
	Nadine Kleinert/Schmitt	GER	99-2, 01-2, 07-3, 09-2
3	Huang Zhihong	CHN	91-1, 93-1, 95-2
	Astrid Kumbernuss	GER	95-1, 97-1, 99-1
	Vita Pavlysh	UKR	97-2, 01-3, 03-3
	Nadezhda Ostapchuk	BLR	03-2, 05-1, 07-2
	Valerie Vili	NZL	05-3, 07-1, 09-1
2	Natalya Lisovskaya	URS	87-1, 91-2
	Kathrin Neimke	GDR/GER	87-2, 93-3

Most Finals:

7	Krivelyova		91-3, 93-2, 97-10, 99-3, 01-9, 03-1, 05-4
	Kleinert/Schmitt		97-7, 99-2, 01-2, 03-7, 05-5, 07-3, 09-2

Most Appearances:

7	Elisângela Adriano	BRA	91-20Q, 93-22Q, 97-19Q, 01-11, 03-9, 05-20Q, 07-19Q
	Krivelyova		
	Kleinert/Schmitt		
6	Svetla Mitkova/Sinirtas	BUL/TUR	87-9, 91-10, 93-10, 95-3, 97-9, 99-24Q
	Krystyna Danilczyk/Zabawska	POL	91-12, 93-17Q, 97-8, 99-8, 01-10, 03-6
	Kumbernuss		93-6, 95-1, 97-1, 99-1, 01-6, 03-15Q
	Yumileidi Cumbá	CUB	95-20Q, 99-6, 01-8, 03-13Q, 05-6, 07-12

National Placings:

	1	2	3	4	5	6	7	8	Points
GER	3	5	5	3	2	4	3	2	132
CHN	2	1	1	3	4	3	4	-	77
RUS	1	2	1	3	2	-	-	-	51
BLR	2	2	-	2	-	-	1	1	43
URS	1	1	1	1	2	-	1	-	36
NZL	2	-	1	-	1	-	-	-	26
UKR	-	1	2	-	-	-	1	-	21
CUB	-	-	-	-	-	2	-	4	10
TCH	1	-	-	-	-	-	-	1	9
USA	-	-	-	-	1	1	1	-	9
BUL	-	-	1	-	-	-	-	-	6
POL	-	-	-	-	-	1	-	2	5
ROU	-	-	-	-	-	1	-	-	3
AUT	-	-	-	-	-	-	1	-	2
ITA	-	-	-	-	-	-	-	2	2
Totals	**12**	**12**	**12**	**12**	**12**	**12**	**12**	**12**	**432**

Discus Throw — Helsinki 1983

Final (Aug 10)

1,	Martina Opitz	GDR	68.94
2,	Galina Murashova	URS	67.44
3,	Mariya Petkova	BUL	66.44
4,	Tsvetanka Khristova	BUL	65.62
5,	Gisela Beyer	GDR	65.26
6,	Zdenka Šilhavá	TCH	64.32
7,	Ria Stalman	NED	63.76
8,	Meg Ritchie	GBR	62.50

9, Florența Crăciunescu ROU 62.14; 10, Svetla Mitkova BUL 62.06; 11, Galina Savinkova URS 59.28; 12, Maria Badea ROU 58.10

Series	1	2	3	4	5	6
Opitz	x	66.42	67.76	67.22	68.74	68.94
Murashova	x	64.82	65.96	64.80	x	67.44
Petkova	62.48	66.44	x	x	x	x
Khristova	65.62	65.52	63.62	62.24	63.42	62.90
Beyer	x	65.06	65.00	x	63.84	65.26
Šilhavá	60.58	64.18	62.76	x	64.32	x
Stalman	61.48	63.76	62.42	59.50	63.20	62.92
Ritchie	60.66	62.50	60.50	60.64	x	x

A major shock was the failure of Galina Savinkova – the world record holder at 73.26 – to qualify for three further throws in the final. Just as the Soviet thrower was below her best form, so the GDR's Martina Opitz must have been inspired. Only her country's second-string thrower, she took the lead in round 2 and improved with three of her remaining throws. All of these were better than the best of the runner-up Murashova, who clinched the silver with her final throw.

Qualifying round (61.00 or top 12 to final) (Aug 9)
Group A qualifiers: Petkova 65.84; Šilhavá 64.68; Opitz 64.66; Murashova 64.00; Mitkova 60.58; Ritchie 59.28; Badea 57.82
Non-qualifiers: Anne Paavolainen FIN 54.92; Li Xiachui CHN 54.58; Maryline Adam VAN 33.36
Group B qualifiers: Beyer 64.14; Savinkova 63.58; Crăciunescu 61.70; Khristova 61.50; Stalman 60.16
Non-qualifiers: Ulla Lundholm FIN 57.64; Carol Cady USA 57.34; Venissa Head GBR 53.78; Mariette van Heerden ZIM 45.22; Mereoni Vibose FIJ 42.36; Juliet Cain NRU NM

Rome 1987

Final (Aug 31)

1,	Martina Hellmann	GDR	71.62
2,	Diana Gansky	GDR	70.12
3,	Tsvetanka Khristova	BUL	68.82
4,	Ilke Wyludda	GDR	68.20
5,	Svetla Mitkova	BUL	66.58
6,	Zdenka Šilhavá	TCH	64.82
7,	Larisa Mikhalchenko	URS	64.72
8,	Mariana Lengyel	ROU	62.30

9, Maritza Marten CUB 62.00; 10, Larisa Korotkevich URS 60.74; 11 Renata Katewicz POL 58.22; Connie Price USA NM

Series	1	2	3	4	5	6
Hellmann	71.08	68.90	69.66	71.62	x	67.86
Gansky	66.64	67.50	70.12	68.78	65.42	x
Khristova	63.72	66.10	65.38	63.36	68.82	68.80
Wyludda	68.20	62.60	62.06	67.64	67.06	67.44
Mitkova	64.86	65.44	65.48	65.58	x	66.58
Šilhavá	64.34	64.82	x	64.46	64.30	63.88
Mikhalchenko	64.18	64.72	59.72	63.66	60.68	63.54
Lengyel	62.30	59.28	59.54	x	58.14	60.86

Martina Hellmann (née Opitz) became the first athlete to retain a world title. She did so emphatically: with the first throw of the final, she set a championship record of 71.08. This she improved to 71.62 in the fourth round. The only other 70m throw of the contest was by Gansky in the third.

The GDR filled three of the first four places, with world junior record holder Wyludda in fourth spot. World senior record holder Šilhavá placed sixth, just as she had in Helsinki.

Qualifying round (62.50 or top 12 to final) (Aug 30)
Group A qualifiers: Gansky 63.64; Mitkova 62.80; Mikhalchenko 62.52; Marten 60.40; Price 59.90; Lengyel 59.72
Non-qualifiers: Anne Kansakangas FIN 57.10; Yu Hourun CHN 56.70; Nebila Mouelhi TUN 45.94; Hanane Ahmed Khaled EGY 42.64; Dorie Cortejo PHI 40.98; Morgyn Warner ZIM 38.56
Group B qualifiers: Wyludda 68.40; Khristova 66.86; Hellmann 66.80; Šilhavá 64.64; Korotkevich 60.48; Katewicz 58.88
Non-qualifiers: Carol Cady USA 58.50; Hou Xuemei CHN 58.26; Anetta Khorina URS 57.76; María Urrutía COL 53.94; Maria Marello ITA 52.74

Tokyo 1991

Final (Aug 31)

1,	Tsvetanka Khristova	BUL	71.02
2,	Ilke Wyludda	GER	69.12
3,	Larisa Mikhalchenko	URS	68.26
4,	Martina Hellmann	GER	67.14
5,	Daniela Costian	AUS	66.06
6,	Min Chunfeng	CHN	65.56
7,	Irina Yatchenko	URS	64.92
8,	Zhao Yonghua	CHN	63.62

9, Ellina Zvereva URS 63.22; 10, Maritza Martén CUB 62.40; 11, Xiao Yanling CHN 61.20; 12, Bárbara Hechavarría CUB 60.62

Series	1	2	3	4	5	6
Khristova	62.16	64.20	62.82	x	66.96	71.02
Wyludda	67.10	68.78	66.34	69.00	69.12	x
Mikhalchenko	66.20	67.30	67.46	67.12	67.96	68.26
Hellmann	65.32	66.28	67.14	65.80	x	66.56
Costian	64.32	x	65.56	x	66.06	x
Min	63.76	64.70	62.32	65.56	63.88	64.30
Yatchenko	63.84	63.86	x	64.92	60.76	62.24
Zhao	60.94	63.62	61.28	x	60.84	x

The day after Carl Lewis's long jump defeat there was another shock when Ilke Wyludda – the winner of her previous 40 contests – was beaten. Not that the German performed badly. She threw season's bests in the fourth (69.00) and fifth rounds (69.12) to establish a commanding lead. Earlier in the fifth round, the pony-tailed Khristova had improved from seventh to third with 66.96, pushing defending champion Hellmann out of the medals.

The Bulgarian really clicked in round 6. Taking two turns, she propelled the discus clearly past the 70m line. To avoid defeat, the German needed to throw further than she had for the past 15 months. She waited until after the women's high jump ceremony to take her chance, but fell short of 70m and deliberately fouled.

"I had a certain degree of confidence I could win a medal, but I didn't expect such a long throw as 71 metres," said Khristova. "Wyludda must be surprised."

Khristova served a four-year suspension from 1993. Sadly, she died at age 46 in 2008 from lung cancer and bronchopneumonia.

Qualifying round (62.00 or top 12 to final) (Aug 29)
Group A qualifiers: Wyludda 67.72; Costian 62.74; Martén 60.88; Yatchenko 60.38; Zhao 59.80
Non-qualifiers: Franka Dietzsch GER 59.16; Stefeniya Simova BUL 58.10; Lacy Barnes USA 56.84; Agnese Maffeis ITA 56.36; Mette Bergmann NOR 55.78; Teresa Machado POR 53.64 Alice Matejková TCH 53.22; Ikuko Kitamori JPN 48.52; Maria Obando NCA 41.78; Hanane Ahmed Khaled EGY DNS
Group B qualifiers: Khristova 67.10; 2, Hellmann 65.26; Mikhalchenko 64.68; Zvereva 61.86; Xiao 61.68; Hechavarría 60.86; Min 59.42
Non-qualifiers: Vladimira Malatová TCH 58.38; Marie-Paule Geldhof BEL 57.26; Carla Garrett USA 56.62; Jackie McKernan GBR 55.64; Manuela Tirneci ROU 55.62; Penny Neer USA 54.26; Angeles Barreiro ESP 51.24; Wilna Bredenhann NAM 43.60; Hughette Robertson GUY 34.52

Stuttgart 1993

Final (Aug 19)

1,	Olga Burova	RUS	67.40
2,	Daniela Costian	AUS	65.36
3,	Min Chunfeng	CHN	65.26
4,	Maritza Martén	CUB	64.62
5,	Anja Gündler	GER	62.92
6,	Bárbara Hechavarría	CUB	62.52
7,	Nicoleta Grasu	ROU	62.10
8,	Franka Dietzsch	GER	62.06

9, Vladimira Malatová TCH 61.10; 10, Larisa Mikhalchenko UKR 60.76; 11, Ilke Wyludda GER 60.42; Qiu Qiaoping CHN NM

Series	1	2	3	4	5	6
Burova	63.28	67.40	65.80	67.06	65.00	x
Costian	63.90	64.78	64.66	65.36	65.12	x
Min	62.16	61.88	65.26	61.92	x	64.10
Martén	x	60.98	63.34	63.38	64.62	64.42
Gündler	62.24	60.26	62.36	59.52	62.72	62.92
Hechavarria	60.70	60.16	62.52	x	x	58.44
Grasu	x	56.78	62.10	x	61.26	59.52
Dietzsch	61.34	61.28	58.86	60.30	62.06	60.76

For the third successive World Championships, the qualifying round was won by Ilke Wyludda. Sadly, the German had been hampered by injury all summer and had nothing left for the final, finishing 11th.

The ex-Romanian Costian took an early lead in the final with throws of 63.90 and 64.78. Later in the second round, Burova threw 67.40 and this proved to be the winning effort. In the third round, Min moved into second place, but was back to third in the next round when Costian improved to 65.36.

Qualifying round (62.50 or top 12 to final) (Aug 17)
Group A qualifiers: Wyludda 64.06; Min 63.56; Burova 63.44; Costian 62.52; Grasu 62.28; Hechavarría 61.60
Non-qualifiers: Svetla Mitkova BUL 61.18; Ellina Zvereva BLR 59.64; Jacqueline Goormachtigh NED 58.74; Mette Bergmann NOR 58.12; Zdenka Šilhavá TCH 57.16; Jackie McKernan GBR 56.14; Teresa Machado POR 56.02; Ursula Weber AUT 55.48; Carla Garrett USA 53.52; Monia Kari TUN 51.26; Aye Aye Nwe MYA 47.40
Group B qualifiers: Marten 63.66; Gündler 62.82; Qiu 62.32; Dietzsch 61.66; Mikhalchenko 61.56; Malatová 61.22
Non-qualifiers: Larisa Korotkevich RUS 61.12; Renata Katewicz POL 60.66; Austrute Mikelyté LTU 59.82; Manuela Tirneci ROU 59.50; Connie Price-Smith USA 59.16; Agnese Maffeis ITA 57.06; Kris Kuehl USA 56.66; Alice Matejková TCH 53.86; Danijela Curovic IWP 53.72; Theresa Brick CAN 50.38; Orepa Naseri SAM 26.30

Gothenburg 1995

Final (Aug 12)

1,	Ellina Zvereva	BLR	68.64
2,	Ilke Wyludda	GER	67.20
3,	Olga Chernyavskaya	RUS	66.86
4,	Maritza Martén	CUB	64.36
5,	Natalya Sadova	RUS	62.60
6,	Mette Bergmann	NOR	62.48
7,	Franka Dietzsch	GER	61.28
8,	Lyudmila Filimonova	BLR	61.16

9, Irina Yatchenko BLR 60.48; 10, Bárbara Hechavarría CUB 58.98; 11, Anastasia Kelesidou GRE 58.96; 12, Daniela Costian AUS 56.46

Series	1	2	3	4	5	6
Zvereva	68.64	63.04	65.42	63.82	65.86	66.92
Wyludda	64.00	66.02	66.60	65.48	67.20	67.00
Chernyavksaya	66.86	65.20	x	59.58	x	62.86
Martén	x	63.22	63.12	60.44	64.36	x
Sadova	59.64	62.60	59.42	60.62	59.58	x
Bergmann	x	x	62.48	x	x	59.48
Dietzsch	61.28	60.72	58.60	x	x	x
Filomonova	54.32	59.26	6116	58.94	x	x

Zvereva completed the Belarus discus medal collection by adding gold to the silver and bronze taken by her compatriots in the men's contest one day earlier. The 34 year-old threw 68.64 in the first round to easily beat the 66.86 by defending champion Chernyavskaya (formerly Burova). Wyludda, the favourite, was beaten again. She stayed in third place until reaching 67.20 in the fifth round, so she did at least repeat her 1991 silver.

"I knew that I had only one chance – to throw the big one in the first round," said Zvereva. "I'm not sure I would have been the champ had I thrown my best in the second or third round."

Qualifying round (62.00 or top 12 to final) (Aug 10)
Group A qualifiers: Sadova 63.64; Zvereva 62.44; Costian 61.42; Filimonova 61.18; Hechavarría 60.48; Dietzsch 59.78
Non-qualifiers: Teresa Machado POR 58.68; Nicoleta Grasu ROU 58.62; Corrie de Bruin NED 58.14; Zdenka Šilhavá CZE 56.38; Edie Boyer USA 55.14; Danyel Mitchell USA 54.62; Beatrice Faumuina NZL 54.32; Stella Tsikouna GRE 49.92; Caroline Fournier MRI 45.18; Eva María Dimas ESA 41.78
Group B qualifiers: Wyludda 65.24; Bergmann 64.50; Martén 64.42; Chernyavskaya 62.96; Yatchenko 62.54; Kelesidou 59.88
Non-qualifiers: Jana Lauren GER 59.56; Lisa-Marie Vizaniari AUS 59.24; Atanaska Angelova BUL 58.94; Li Qiumei CHN 58.88; Cristina Boit ROU 58.54; Jacqueline Goormachtigh NED 57.82; Melissa Weis USA 57.34; Danijela Curović YUG 56.88; Jackie McKernan GBR 54.78; Oumou Traoré MLI 36.46; Rangi Ngaata COK 32.84

Athens 1997

Final (Aug 7)

1,	Beatrice Faumuina	NZL	66.82
2,	Ellina Zvereva	BLR	65.90
3,	Natalya Sadova	RUS	65.14
4,	Larisa Korotkevich	RUS	63.02
5,	Irina Yatchenko	BLR	62.58
6,	Teresa Machado	POR	62.00
7,	Stella Tsikouna	GRE	61.92
8,	Agnese Maffeis	ITA	61.40

9, Luan Zhili CHN 60.62; 10, Nicoleta Grasu ROU 60.14; 11, Anna Söderberg SWE 58.22; 12, Lisa-Marie Vizaniari AUS 57.56

Series	1	2	3	4	5	6
Faumuina	x	x	66.82	62.60	x	x
Zvereva	63.40	65.90	61.86	64.98	64.64	65.72
Sadova	63.70	65.14	x	63.08	x	x
Korotkevich	62.76	62.44	60.96	x	63.02	62.04
Yatchenko	x	62.02	61.40	62.58	60.70	57.94
Machado	62.00	60.78	x	x	59.92	x
Tsikoúna	61.92	57.70	x	58.00	59.66	58.12
Maffeis	61.40	54.98	57.48	54.36	54.28	x

Faumuina lived dangerously before winning New Zealand's first ever world title (or medal even). In the qualifying competition she faced a crisis after fouling her first two throws. She might have opted for a safety throw but there was no compromise as she registered a distance of 64.58. In the final the same thing happened. Two fouls left her facing extinction and she needed over 61m to survive the cut. No problem ... despite, or maybe because of, the pressure she threw 66.82, which not only ensured her three more trials but won her the title. She had come a long way since Gothenburg where she failed to reach the final, placing 28th of the 33 entrants with 54.32. Defending champion Zvereva and Olympic silver medallist Sadova were unable to improve upon their second round efforts of 65.90 and 65.14 for the other medals.

Qualifying Round (62.50 of top 12 to final) (Aug 5)
Group A qualifiers: Yatchenko 65.00; Faumuina 64.58; Tsikouna 61.52; Grasu 60.44; Korotkevich 60.30; Vizaniari 60.28; Maffeis 59.94
Non-qualifiers: Liu Fengying CHN 59.50; Alice Matejková CZE 58.96; Suzy Powell USA 54.22; Shelley Drew GBR 53.96; Tzvetanka Khristova BUL 53.64; Areti Abatzi GRE 49.72; Hüsniye Keskin TUR 48.80
Group B qualifiers: Zvereva 65.94; Sadova 65.14; Machado 61.36; Luan 61.18; Söderberg 59.88
Non-qualifiers: Yelena Antonova UKR 59.62; Anastasia Kelesidou GRE 59.22; Edie Boyer USA 59.18; Elisângela Adriano BRA 57.88; Xiao Yanling CHN 56.32; Lacy Barnes-Mileham USA 55.52; Siniva Marsters COK 35.22; Isabelle Devaluez FRA, Franka Dietzsch GER & Mette Bergmann NOR NM

Seville 1999

Final (Aug 23)

1,	Franka Dietzsch	GER	68.14
2,	Anastasía Kelesídou	GRE	66.05
3,	Nicoleta Grasu	ROU	65.35
4,	Natalya Sadova	RUS	64.98
5,	Beatrice Faumuina	NZL	64.62
6,	Seilala Sua	USA	63.73
7,	Yelena Antonova	UKR	63.61
8,	Stélla Tsikoúna	GRE	63.43

9, Irina Yatchenko BLR 62.99; 10, Ellina Zvereva BLR 62.75; 11, Katerína Vóggoli GRE 61.00; 12, Anja Möllenbeck GER 59.48

Series	1	2	3	4	5	6
Dietzsch	66.34	63.60	67.60	x	68.14	65.34
Kelesídou	64.69	x	63.35	x	66.05	64.46
Grasu	63.35	x	62.53	62.89	65.35	x
Sadova	64.69	64.98	60.65	64.59	61.08	64.19
Faumuina	61.60	62.88	63.97	64.62	61.30	59.74
Sua	60.21	58.22	63.73	x	x	59.74
Antonova	62.13	x	63.61	61.33	63.58	63.31
Tsikoúna	60.57	63.10	61.28	57.23	x	63.43

Sadova, the only thrower in the world to better 70m in 1999, will not look back on Seville with any pleasure. The 1997 bronze medallist only just scraped into the final in 12th place and eventually placed fourth. European Champion Dietzsch, who had not won a global medal since her silver in the 1986 World Junior Championships, dominated the contest. Her opener of 66.34 would have stood up as the winner had she not later improved to 67.60 and 68.14. After four rounds Sadova (64.98) was in second place but Grasu threw 65.35 in round 5 to supplant her, and a few minutes later the towering Kelesidou reached 66.05. Sadova was out of the medals.

Qualifying round Round (63.50 or top 12 to final) (Aug 21)
Group A qualifiers: Dietzsch 66.59; Faumuina 64.18; Zvereva 63.37; Grasu 63.13; Vóggoli 62.39
Non-qualifiers: Li Qiumei CHN 62.20; Lisa-Marie Vizaniari AUS 61.49; Larisa Korotkevich RUS 60.06; Anna Söderberg SWE 59.65; Sabine Sievers GER 58.34; Teresa Machado POR 57.84; Cao Qi CHN 57.43; Marzena Wysocka POL 57.43; Neelam Singh IND 57.05; Vladimíra Racková CZE 56.64; Kristin Kuehl USA 55.77
Group B qualifiers: Yatchenko 64.58; Tsikoúna 64.16; Kelesídou 64.12; Möllenbeck 63.63; Antonova 62.87; Sua 62.48; Sadova 62.35
Non-qualifiers: Alison Lever AUS 60.05; Joanna Wiśniewska POL 59.83; Li Yanfeng CHN 59.47; Tiina Kankaanpää FIN 58.02; Aretha Hill USA 57.50; Oksana Mert TUR 57.31; Eha Rünne EST 56.57

Edmonton 2001

Final (Aug 11)

1,	Ellina Zvereva	BLR	67.10
2,	Nicoleta Grasu	ROU	66.42
3,	Anastasía Kelesídou	GRE	65.50
4,	Franka Dietzsch	GER	65.38
5,	Seilala Sua	USA	63.74
6,	Věra Pospisilová	CZE	61.47
7,	Kristin Kuehl	USA	61.04
8,	Anja Möllenbeck	GER	60.49

9, Irina Yatchenko BLR 59.45; 10, Li Qiumei CHN 57.81; 11, Vladimira Racková CZE 56.43; Natalya Sadova RUS DQ (r40.1) (68.57)

Series	1	2	3	4	5	6
Zvereva	x	67.10	x	64.70	65.37	x
Grasu	55.70	65.34	63.74	x	66.24	65.73
Kelesídou	61.02	65.50	62.70	63.47	62.37	65.14
Dietzsch	63.62	x	63.12	x	64.60	65.38
Sua	63.74	x	x	x	x	x
Pospisilová	60.72	59.46	x	60.60	61.47	x
Kuehl	56.91	61.04	x	59.81	x	59.79
Möllenbeck	60.49	x	x			
[Sadova	65.24	66.87	66.36	68.57	67.80	67.18]

Eleven years after becoming World Junior Champion in USSR colours, Sadova apparently became senior champion for the first time in her fourth World Championship final. Olympic Champion Zvereva, set the pace with a 65.78 qualifier then 67.10 in round 2 of the final. That held first place until the penultimate throw of the fourth round, when Sadova spun her implement out to 68.57, the world's longest throw of 2001. In the fifth round, Grasu overtook Kelesídou for the bronze.

Unfortunately, the winner failed a doping test for caffeine. The Russian Federation exonerated her and the case was to be referred to the Court of Aribtration for Sport, then in December 2002 the penalty was accepted by all parties. Zvereva, at 40 years 268 days old, therefore became the oldest ever World Champion or medallist.

Qualifying Round (63.00 or top 12 to final) (Aug 9)
Group A qualifiers: Dietzsch 63.15; Sua 62.54; Pospisilová 62.27; Kelesídou 62.26; Li 61.90; Yatchenko 60.67; Sadova DQ (r40.1) (64.43) qualified for final but disqualified in retrospect
Non-qualifiers: Joanna Wiśniewska POL 58.53; Suzy Powell USA 58.19; Alison Lever AUS 54.31; Tina McDonald CAN 46.98
Group B qualifiers: Zvereva 65.78; Grasu 63.37; Kuehl 62.63; Racková 62.32; Möllenbeck 60.86
Non-qualifiers: Stella Tsikoúna GRE 60.32; Katerina Vóngoli GRE 59.98; Teresa Machado POR 59.74; Yelena Antonova UKR 58.55; Neelam Jaswant Singh IND 56.52; Mélina Robert-Michon FRA 56.22

Paris 2003

Final (Aug 25)

1,	Irina Yatchenko	BLR	67.32
2,	Anastasía Kelesídou	GRE	67.14
3,	Katerína Vóggoli	GRE	66.73
4,	Yelena Antonova	UKR	65.90
5,	Věra Pospisilová	CZE	65.55
6,	Natalya Sadova	RUS	65.22
7,	Song Aimin	CHN	63.84
8,	Anna Söderberg	SWE	61.61

9, Suzy Powell USA 59.86; 10, Teresa Machado POR 59.46; 11, Mélina Robert-Michon FRA 58.52; 12, Neelam Jaswant Singh IND 57.92; 13, Beatrice Faumuina NZL 56.86

Series	1	2	3	4	5	6
Yatchenko	67.32	62.57	66.12	x	x	x
Kelesídou	65.76	63.93	67.13	65.18	x	67.14
Vóggoli	x	63.39	66.04	66.73	64.75	65.64
Antonova	64.51	60.56	x	60.70	65.90	61.72
Pospisilová	62.04	61.12	63.23	64.01	65.55	61.96
Sadova	65.22	x	x	63.94	65.07	x
Song	59.71	62.08	63.84	63.20	x	57.53
Söderberg	59.81	56.73	61.61	59.32	x	x

At 37 years 298 days, Irina Yatchenko became the oldest female World Champion apart from her compatriot Zvereva. She did so with her first throw of 67.32 which remained the longest of the day though Kelesídou came close with 67.13 in the third then 67.14 in the sixth. Greece won the other medal thanks to Vóggoli, who threw a personal best of 66.73 in the fourth round. "I liked the circle a lot," said the winner, "as I prefer the surface hard and slow." At this point, Belarus had won all of the three throws finals staged so far in Paris.

Qualifying round (60.00 or top 12 to final) (Aug 23)
Group A qualifiers: Song 62.20; Antonova 62.14; Pospisilová 60.64; Robert-Michon 60.47
Non-qualifiers: Franka Dietzsch GER 59.77; Stilianí Tsikoúna GRE 59.39; Kris Kuehl USA 58.07; Marzena Wysocka POL 57.80; Elisângela Adriano BRA 57.69; Aretha Hill USA 50.79
Group B qualifiers: Sadova 63.47; Vóggoli 63.13; Faumuina 63.12; Powell 61.83; Yatchenko 61.79; Kelesídou 61.23; Singh 60.33; Machado 59.87
Non-qualifiers: Anna Söderberg SWE 59.66; Shelley Newman GBR 57.65

Helsinki 2005

Final (Aug 11)

1	Franka Dietzsch	GER	66.56
2,	Natalya Sadova	RUS	64.33
3,	Věra Cechlová	CZE	63.19
4,	Beatrice Faumuina	NZL	62.73
5,	Nicoleta Grasu	ROU	62.05
6,	Ma Shuli	CHN	61.33
7,	Dragana Tomašević	SCG	60.56
8,	Yelena Antonova	UKR	59.37

9, Natalya Fokina UKR 58.44; 10, Song Aimin CHN 57.90; 11, Anna Söderberg SWE 57.41; 12, Joanna Wiśniewska POL 57.06

Series	1	2	3	4	5	6
Dietzsch	64.89	64.08	64.36	66.56	65.29	-
Sadova	64.33	60.63	61.28	62.31	62.68	61.59
Cechlová	60.76	63.00	x	x	63.19	x
Faumuina	62.73	x	57.70	61.01	60.94	57.42
Grasu	55.75	x	62.05	x	x	61.49
Ma	59.21	58.38	61.33	58.15	58.22	59.36
Tomašević	60.56	x	x	x	56.25	56.30
Antonova	59.37	59.08	57.71	56.35	x	56.19

Sadova and Dietzsch had both lost just twice in 2005, with Olympic Champion Sadova favoured to win in Helsinki. Cechlová and Song led the qualifiers. The final actually began on August 9 but was abandoned after two throws because of the terrible weather and then postponed for two days. Both Faumuina (62.73) and Sadova (64.33) produced their best throws in the opening round, but it was Dietzsch who achieved the best initial throw with 64.89. Cechlová moved into third in round two with 63.00 before cementing her position in with 63.19 in the fifth. Only Dietzsch was able to get beyond 64m after the first round, and she did so in the wet conditions with all of her throws, enabling her to pass her last round. Dietzsch was competing in her eighth championships; she won in 1999 but had otherwise not been on the podium. Her unrestrained joy in winning was reminiscent of Fibingerová's shot win in 1983, as she hugged as many officials as possible.

Qualifying round (61.00 or top 12 to final) (Aug 7)
Group A qualifiers: Cechlová 64.26; Song 64.15; Tomašević 62.02; Antonova 61.05; Wiśniewska 59.66
Non-qualifiers: Elizna Naudé RSA 58.93; Oksana Yesipchuk RUS 58.32; Marzena Wysocka POL 57.44; Tereapii Tapoki COK 50.92; Aretha Thurmond USA 47.15; Neelam Jaswant Singh IND DQ (r40.1) (56.70)
Group B qualifiers: Sadova 63.65; Dietzsch 63.53; Grasu 62.06; Söderberg 59.94; Faumuina 59.81; Ma 59.43; Fokina 59.30
Non-qualifiers: Yania Ferrales CUB 58.38; Seilala Sua USA 57.68; Becky Breisch USA 57.16; Wioletta Potepa POL 56.31

Osaka 2007

Final (Aug 29)

1,	Franka Dietzsch	GER	66.61
2,	Yarelis Barrios	CUB	63.90
3,	Nicoleta Grasu	ROU	63.40
4,	Sun Taifeng	CHN	63.22
5,	Yelena Antonova	UKR	62.41
6,	Joanna Wiśniewska	POL	61.35
7,	Natalya Semenova	UKR	61.17
8,	Ma Xuejun	CHN	59.37

9, Iryna Yatchenko BLR 58.67; 10, Yania Ferrales CUB 58.20; 11, Mélina Robert-Michon FRA 57.81; Darya Pishchalnikova RUS DQ (r40.8) (65.78)

Series	1	2	3	4	5	6
Dietzsch	66.61	66.48	63.92	63.81	65.29	x
Pishchalnikova	59.91	63.10	65.14	60.83	65.78	65.55
Barrios	63.90	61.75	x	62.44	x	57.60
Grasu	59.51	59.79	63.14	61.44	63.02	63.40
Sun	61.21	60.39	63.22	61.57	x	x
Antonova	59.61	60.86	59.96	62.41	62.17	61.81
Wiśniewska	61.35	59.96	60.95	59.64	x	60.64
Semenova	61.17	60.36	60.11	59.94	x	58.37

Dietzsch (39) headed the world list with 68.06, and endorsed her position as favourite on her record ninth appearance in the championships by leading the qualifying round with 65.17. The champion from 1999 and 2005 opened up in the final with 66.61, which she followed with 66.48. Neither mark was headed on the day, though Pishchalnikova did (like Dietzsch) produce three throws over 65m. No-one else could get over 64m, and Barrios's opening throw of 63.90 held up against Grasu, who achieved her best of 63.40 in the final round. Dietzsch had first competed internationally – for the GDR – in 1986, placing second in the World Junior championships. In winning, she became the first athlete to win the women's discus three times and the second-oldest World Champion after 2001 winner Ellina Zvereva.

The following summer, Pishchalnikova was found guilty of tampering or attempting to tamper with a doping control sample back in April 2007. As detailed in the report here of the Osaka women's 1500m, she was eventually banned from that date to April 30, 2011. So her Osaka silver went to Barrios, and Grasu won her third world medal.

Qualifying round (61.50 or top 12 to final) (Aug 27)
Group A qualifiers: Dietzsch 65.17; Grasu 64.26; Barrios 63.44; Yatchenko 62.63; Ma 60.89
Non-qualifiers: Dani Samuels AUS 60.44; Song Aimin CHN 60.10; Kateryna Karsak UKR 59.46; Wioletta Potepa POL 59.20; Anna Söderberg SWE 58.65; Becky Breisch USA 58.42; Dragana Tomašević SRB 57.96; Cecilia Barnes USA 53.02; Tereapii Tapoki COK 50.35
Group B qualifiers: Wiśniewska 63.13; Sun 61.99; Robert-Michon 61.66; Ferrales 61.48; Semenova 61.33; Antonova 60.90; Pishchalnikova DQ (r40,8) (61.88)
Non-qualifiers: Suzy Powell USA 59.57; Věra Cechlová CZE 57.56; Elisângela Adriano BRA 57.21; Krishna Poonia IND 57.17; Nadine Müller GER 55.98; Beatrice Faumuina NZL 55.75; Yuka Murofushi JPN 52.76

Berlin 2009

Final (Aug 21)

1,	Dani Samuels	AUS	65.44
2,	Yarelis Barrios	CUB	65.31
3,	Nicoleta Grasu	ROU	65.20
4,	Żaneta Glanc	POL	62.66
5,	Song Aimin	CHN	62.42
6,	Nadine Müller	GER	62.04
7,	Natalya Sadova	RUS	61.78
8,	Mélina Robert-Michon	FRA	60.92

9, Sandra Perkovic CRO 60.77; 10, Aretha Thurmond USA 59.89; 11, Ma Xuejun CHN 58.79; 12, Stephanie Brown Trafton USA 58.53

Series	1	2	3	4	5	6
Samuels	x	59.05	62.71	64.76	65.44	x
Barrios	64.44	63.87	61.17	x	x	65.31
Grasu	x	65.20	62.38	60.68	63.41	x
Glanc	58.69	59.83	62.66	x	57.71	x
Song	51.69	60.50	61.78	x	61.39	62.42
Müller	57.53	57.62	62.04	60.40	x	x
Sadova	60.70	61.78	59.31	60.44	58.26	61.44
Robert-Michon	59.80	60.92	60.89	x	59.90	59.69

Between them, Dietzsch, Zvereva and Yatchenko had more than 60 years of international experience, including the previous five world titles, but none of them qualified for the final though Dietzsch did make a record-equalling 10th appearance at the World Championships.

The qualifiers were led by the Chinese duo of Ma and Song. Barrios, the Olympic and World silver medalist, was the only thrower

beyond 61m in the first round with a solid 64.44. Grasu, three times a medalist since 1999, went into the lead in the second round with 65.20, with another veteran – Sadova – moving into third with 61.78. Samuels (62.71) and Glanc (62.66) then overtook the Russian, and Samuels then improved her lifetime best (of 62.95) with 64.76 and a winning 65.44. Only Barrios could react, and she came very close with her 65.31 in the final round.

The Cuban therefore repeated her Osaka silver and the Australian became the first discus thrower to win world golds in all three age categories, having been World Youth Champion in 2005 and World Junior Champion one year later.

Qualifying round (61.50 or top 12 to final) (Aug 19)
Group A qualifiers: Ma 63.38; Barrios 62.19; Perkovic 62.16; Grasu 61.78; Müller 61.63; Brown Trafton 61.23
Non-qualifiers: Elizna Naude RSA 59.67; Wioletta Potepa POL 59.54; Dragana Tomašević SRB 59.38; Svetlana Saykina RUS 59.31; Becky Breisch USA 58.50; Yania Ferrales CUB 58.24; Kateryna Karsak UKR 56.79; Krishna Poonia IND 56.75; Elisângela Adriano BRA 55.75; Sofia Larsson SWE 54.28; Olena Antonova UKR 54.28; Venera Getova BUL 53.33; Ellina Zvereva BLR NM
Group B qualifiers: Song 62.80; Samuels 62.67; Glanc 62.43; Sadova 61.94; Robert-Michon 61.53; Thurmond 61.08
Non-qualifiers: Xu Shaoyang CHN 61.02; Yarisley Collado CUB 60.37; Seema Antil IND 59.85; Věra Cechlová CZE 59.52; Joanna Wiśniewska POL 58.85; Franka Dietzsch GER 58.44; Vera Begić CRO 58.25; Anna Söderberg SWE 57.92; Rocío Comba ARG 54.69; Zinaida Sendriūtė LTU 54.55; Li Wen-Hua TPE 53.88; Suzanne Kragbé Kazai CIV 53.84; Tereapii Tapoki COK 45.29; Iryna Yatchenko BLR NM

DISCUS THROW

Multiple Medallists:

4	Nicoleta Grasu	ROU	99-3, 01-2, 07-3, 09-3
3	Ellina Zvereva	BLR	95-1, 97-2, 01-1
	Franka Dietzsch	GER	99-1, 05-1, 07-1
	Anastasía Kelesídou	GRE	99-2, 01-3, 03-2
2	Martina Opitz/Hellmann	GDR	83-1, 87-1
	Tsvetanka Khristova	BUL	87-3, 91-1
	Ilke Wyludda	GER	91-2, 95-2
	Olga Burova/Chernyavskaya	RUS	93-1, 95-3
	Natalya Sadova	RUS	97-3, 05-2
	Yarelis Barrios	CUB	07-2, 09-2

Most Finals:

7	Irina Yatchenko	URS/BLR	91-7, 95-9, 97-5, 99-9, 01-9, 03-1, 07-9
	Grasu		93-7, 97-10, 99-3, 01-2, 05-5, 07-3, 09-3
6	Dietzsch		93-8, 95-7, 99-1, 01-4, 05-1, 07-1
	Sadova		95-5, 97-3, 99-4, 03-6, 05-2, 09-7

Most Appearances:

10	Dietzsch	91-13Q, 93-8, 95-7, 97-nm/Q, 99-1, 01-4, 03-13Q, 05-1, 07-1, 09-23Q

National Placings:

	1	2	3	4	5	6	7	8	Points
GER	5	3	-	3	2	1	1	2	91
RUS	1	1	2	2	1	1	1	-	46
BLR	3	1	-	-	1	-	-	1	36
BUL	1	-	2	1	1	-	-	-	29
GRE	-	2	2	-	-	-	1	1	29
CUB	-	2	-	2	-	1	-	-	27
ROU	-	1	2	-	1	-	1	1	26
CHN	-	-	1	1	1	2	1	2	25
AUS	1	1	-	-	1	-	-	-	19
NZL	1	-	-	1	1	-	-	-	17
URS	-	1	1	-	-	-	2	-	17
UKR	-	-	-	1	1	-	2	1	14
CZE	-	-	1	-	1	1	-	-	13
USA	-	-	-	-	1	1	1	-	9
POL	-	-	-	1	-	1	-	-	8
ROU	-	-	1	-	-	-	-	-	6
TCH	-	-	-	-	-	2	-	-	6
NOR	-	-	-	-	-	1	-	-	3
POR	-	-	-	-	-	1	-	-	3
NED	-	-	-	-	-	-	1	-	2
SCG	-	-	-	-	-	-	1	-	2
FRA	-	-	-	-	-	-	-	1	1
GBR	-	-	-	-	-	-	-	1	1
ITA	-	-	-	-	-	-	-	1	1
SWE	-	-	-	-	-	-	-	1	1
Totals	**12**	**12**	**12**	**12**	**12**	**12**	**12**	**12**	**432**

Hammer Throw — Seville 1999

Final (Aug 24)

1,	Mihaela Melinte	ROU	75.20
2,	Olga Kuzenkova	RUS	72.56
3,	Lisa Misipeka	ASA	66.06
4,	Katalin Divós	HUN	65.86
5,	Debbie Sosimenko	AUS	65.52
6,	Lyudmila Gubkina	BLR	65.44
7,	Simone Mathes	GER	64.93
8,	Kirsten Münchow	GER	64.03

9, Svetlana Sudak BLR 63.99; 10, Dawn Ellerbe USA 63.55; 11, Tatyana Konstantinova RUS 62.52; 12, Manuela Montebrun FRA 62.44; 13, Cécile Lignot FRA 62.14; 14, Lorraine Shaw GBR 62.09; 15, Manuela Priemer GER 61.99; 16, Florence Ezeh FRA 60.74; 17, Amy Palmer USA 59.80; 18, Yipsi Moreno CUB 58.68; 19, María Dolores Pedrares ESP 57.66; 20, Aneliya Yordanova BUL 53.20; 21, Kamila Skolimowska POL 50.38

Series	1	2	3	4	5	6
Melinte	71.57	73.23	74.21	70.58	x	75.20
Kuzenkova	x	68.18	71.79	69.23	x	72.56
Misipeka	65.02	65.02	x	64.44	66.06	65.85
Divós	64.63	x	65.86	x	x	x
Sosimenko	65.52	x	61.56	62.92	63.79	63.85
Gubkina	64.12	x	62.99	65.33	65.44	65.44
Mathes	64.93	x	63.08	64.66	63.08	62.36
Münchow	x	x	64.03	59.91	63.58	63.05

As with the women's pole vault this new event produced a splendid winning performance. No world record here but Melinte came close to her pending mark of 75.97 with a series which climaxed with 75.20, at the time the third longest ever throw. She thought that, but for the heat, she might have thrown one or two metres further. Kuzenkova, the event's previous trail blazer, smashed her first effort into the netting but worked her way through to a final round 72.56, the longest ever non-winning mark. There was a huge gap after them but it was encouraging for the small nations that the bronze should go to a native of American Samoa, the US-based Misipeka.

Dead last of the 21 competitors with her only valid throw of 50.38 was 16 year-old Skolimowska … winner of the Olympic title a year later with 71.16!

Edmonton 2001

Final (Aug 7)

1,	Yipsi Moreno	CUB	70.65
2,	Olga Kuzenkova	RUS	70.61
3,	Bronwyn Eagles	AUS	68.87
4,	Kamila Skolimowska	POL	68.05
5,	Manuela Montebrun	FRA	67.78
6,	Lorraine Shaw	GBR	65.89
7,	Florence Ezeh	FRA	65.88
8,	Ivana Brkljačić	CRO	65.43

9, Kirsten Münchow GER 64.39; 10, Olga Tsander BLR 64.10; 11, Zhang Wenxiu CHN 61.61; 12, Melissa Nicole Price USA 61.57

Series	1	2	3	4	5	6
Moreno	69.55	69.34	70.65	61.45	68.84	66.95
Kuzenkova	70.61	69.94	x	x	x	69.78
Eagles	67.62	68.87	64.64	63.81	68.17	67.43
Skolimowska	67.74	67.88	67.07	68.05	67.93	68.02
Montebrun	67.78	66.82	x	x	67.74	x
Shaw	64.04	65.89	63.68	63.66	64.95	62.38
Ezeh	63.66	65.30	64.93	65.88	65.76	64.66
Brkljačić	65.43	x	x	x	62.94	x

Kuzenkova was the favourite and started well with 70.43 in qualifying then 70.61 in the first round of the final. She followed up with a 69.94, but she had no response when Moreno flung her hammer out to 70.65 in third round. In the meantime, Eagles had filled third place at 68.87.

Observers raved about Moreno's technique. The 20 year-old Cuban prepared before each throw by making four circles with her right index finger. In rounds 3, 4 and 5 Kuzenkova fouled and there were no changes in the medal positions. After her and the competition's final

throw of 66.95, Moreno rushed toward the track to celebrate but was restrained from doing so as the women's 10,000m had reached its closing stages.

Qualifying round (67.00 or top 12 to final) (Aug 6)
Group A qualifiers: Kuzenkova 70.43; Montebrun 67.92; Münchow 65.69; Price 65.65; Brkljačić 65.01; Zhang 64.52
Non-qualifiers: Anna Norgren USA 63.74; Agnieszka Pogroszewska POL 63.59; Lyudmila Gubkina BLR 63.58; Evdokia Tsamoglou GRE 61.97; Martina Danišová SVK 61.26; Mia Strömmer FIN 61.04; Lucie Vrbenská CZE 60.01; Karyne Di Marco AUS 59.80; Masumi Aya JPN 58.84; Marwa Hussein EGY 58.41; Ester Balassini ITA NM
Group B qualifiers: Eagles 68.35; Skolimowska 67.43; Moreno 66.60; Ezeh 65.71; Tsander 65.18; Shaw 64.37
Non-qualifiers: Dawn Ellerbe USA 64.34; Susanne Keil GER 64.06; Tasha Williams NZL 63.83; Sini Pöyry FIN 63.76; Lisa Misipeka ASA 63.34; Cecilia Nilsson SWE 61.53; Caroline Wittrin CAN 59.30; Vania F. Silva POR 58.91; Nancy Guillén ESA 57.96; Karina Moya ARG 57.01; Markéta Hajdu CZE 55.77

Paris 2003

Final (Aug 28)

1,	Yipsi Moreno	CUB	73.33
2,	Olga Kuzenkova	RUS	71.71
3,	Manuela Montebrun	FRA	70.92
4,	Gu Yuan	CHN	70.77
5,	Susanne Keil	GER	69.43
6,	Mihaela Melinte	ROU	68.69
7,	Anna Mahon	USA	68.45
8,	Kamila Skolimowska	POL	68.39

9, Candice Scott TRI 67.73; 10, Lorraine Shaw GBR 65.95; 11, Betty Heidler GER 65.81; Melissa Price USA DQ (r40.8) (62.34)

Series	1	2	3	4	5	6
Moreno	71.02	73.33	72.52	69.84	64.98	x
Kuzenkova	68.71	71.14	x	71.71	70.73	65.86
Montebrun	69.38	68.61	68.37	70.92	69.64	x
Gu	68.68	69.66	70.77	x	x	66.13
Keil	69.43	x	69.17	x	68.38	67.41
Melinte	68.04	68.69	x	68.03	x	x
Mahon	66.48	65.42	68.45	64.55	68.30	67.34
Skolimowska	66.05	68.39	x	65.83	x	65.85

Moreno became the only athlete to retain a throws title from Edmonton, though she needed three attempts just to qualify for the final. Once there, the 22 year-old Cuban took an immediate lead at 71.02, then went on to dominate the contest with throws of 73.33 and 72.52. Kuzenkova scored a third successive silver. The crowd were greatly relieved that Montebrun moved from fifth to third in round four. Less happy was Gu, who became the first woman to throw 70m and not win a medal.

Qualifying round (68.50 or top 12 to final)
Group A qualifiers: Montebrun 71.36; Kuzenkova 69.53; Scott 67.27; Skolimowska 66.38; Keil 66.30; Gu 66.02; Price DQ (r40.8) (66.13) qualified for final but disqualified in retrospect
Non-qualifiers: Brooke Krueger AUS 64.84; Yunaika Crawford CUB 64.59; Zhao Wei CHN 63.85; Vania Silva POR 63.82; Clarissa Claretti ITA 62.19; Dawn Ellerbe USA 61.66; Evdokiá Tsámoglou GRE 61.44; Alla Davydova RUS 61.43; Cecilia Nilsson SWE 61.14; Masumi Aya JPN 60.78; Aldenay Vasallo CUB 58.96; Berta Castells ESP 58.13; Andrea Bunjes GER, Sanja Gavrilovic CRO & Olga Tsander BLR NM
Group B qualifiers: Moreno 70.91; Heidler 67.46; Melinte 67.27; Mahon 67.25; Shaw 66.10
Non-qualifiers: Svetlana Sudak BLR 65.29; Zhang Wenxiu CHN 65.09; Sini Pöyry FIN 65.01; Bronwyn Eagles AUS 64.97; Ester Balassini ITA 64.77; Alexándra Papageorgiou GRE 64.72; Marwa Hussein EGY 64.53; Lisa Misipeka ASA 64.42; Oksana Menkova BLR 64.11; Yelena Konevtsova RUS 63.00; Katalin Divós HUN 62.58; Florence Ezeh FRA 62.12; Irina Sekachova UKR 61.23; Ivana Brkljačić CRO 60.06; Lucie Vrbenská CZE 57.73; Elena Teloni CYP 55.20; Siniva Marsters COK 41.54

Helsinki 2005

Final (Aug 12)

1,	Olga Kuzenkova	RUS	75.10
2,	Yipsi Moreno	CUB	73.08
3,	Tatyana Lysenko	RUS	72.46
4,	Manuèla Montebrun	FRA	71.41
5,	Zhang Wenxiu	CHN	69.82
6,	Iryna Sekachyova	UKR	69.65
7,	Kamila Skolimowska	POL	68.96
8,	Candice Scott	TRI	66.55

9, Clarissa Claretti ITA 64.76; 10, Erin Gilreath USA 64.54; 11, Mihaela Melinte ROU 64.31; 12, Susanne Keil GER 63.25

Series	1	2	3	4	5	6
Kuzenkova	x	68.94	70.70	70.80	74.03	75.10
Moreno	70.39	x	70.88	71.26	73.08	73.04
Lysenko	x	70.30	68.4	68.92	72.46	71.68
Montebrun	67.92	68.93	66.99	71.41	72.02	70.80
Zhang	68.16	65.90	68.31	69.82	66.68	68.53
Sekachova	69.65	67.26	67.59	68.62	68.08	68.15
Skolimowska	68.96	67.14	68.76	68.34	67.01	x
Scott	66.55	63.16	63.79	x	x	63.32

The medallists from Paris – Moreno, Kuzenkova and Montebrun – were again favoured to win the medals, though new world record holder Lysenko was clearly a contender. These four were the leading qualifiers.

The opening three rounds of the final were low-key, with Moreno (70.88) leading from Kuzenkova (70.70) and Lysenko (70.30). Montebrun – in sixth place at halfway – warmed things up by taking the lead with 71.41 in round four. In the next round the tall, athletic (1.86/81kg) Lysenko reached 72.46, to be overtaken immediately by Kuzenkova (74.03) and Moreno (73.08). The Olympic Champion increased her lead over the double World Champion, throwing 75.10 in the last round, her best for five years, while Moreno responded with 73.04.

Qualifying round (70.00 or top 12 to final) (Aug 10)
Group A qualifiers: Moreno 72.67; Lysenko 71.14; Skolimowska 70.28; Melinte 68.31; Claretti 68.21; Zhang 66.73
Non-qualifiers: Nataliya Zolotuhina UKR 66.36; Darya Pchelnik BLR 65.54; Berta Castells ESP 65.50; Éva Orbán HUN 64.26; Sini Pöyry FIN 64.24; Bethany Hart USA 63.97; Cecilia Nilsson SWE 62.27; Betty Heidler GER 61.91; Jennifer Dahlgren ARG, Yekaterina Khoroshikh RUS & Kathrin Klaas GER NM
Group B qualifiers: Olga Kuzenkova RUS 71.97; Manuèla Montebrun FRA 71.63; Iryna Sekachyova UKR 68.55; Susanne Keil GER 67.82; Erin Gilreath USA 67.41; Candice Scott TRI 66.85
Non-qualifiers: Olga Tsander BLR 66.07; Ivana Brkljačić CRO 65.63; Amber Campbell USA 65.48; Stilianí Papadopoúlou GRE 64.99; Jennifer Joyce CAN 64.34; Shirley Webb GBR 64.16; Eileen O'Keeffe IRL 64.09; Yunaika Crawford CUB 63.79; Yuka Murofushi JPN 62.83; Amarilis Alméstica PUR 56.66; Ester Balassini ITA & Gu Yuan CHN NM

Osaka 2007

Final (Aug 30)

1,	Betty Heidler	GER	74.76
2,	Yipsi Moreno	CUB	74.74
3,	Zhang Wenxiu	CHN	74.39
4,	Kamila Skolimowska	POL	73.75
5,	Yelena Konevtseva	RUS	72.45
6,	Eileen O'Keeffe	IRL	70.93
7,	Clarissa Claretti	ITA	70.74
8,	Manuela Montebrun	FRA	70.36

9, Arasay Thondike CUB 70.20; 10, Ivana Brkljačić CRO 68.16; 11, Yunaika Crawford CUB 67.56; Gulfiya Khanafeyeva RUS DQ (r40.8) (69.08)

Series	1	2	3	4	5	6
Heidler	x	74.76	x	73.73	71.31	73.10
Moreno	72.84	x	x	74.33	70.87	74.74
Zhang	x	73.11	x	74.21	74.39	x
Skolimowska	73.75	70.54	65.69	70.78	70.06	70.77
Konevtseva	72.45	70.11	x	x	70.35	68.90
O'Keeffe	70.93	64.27	69.06	66.90	69.21	69.38
Claretti	x	70.25	70.73	67.56	70.74	x
Montebrun	69.77	70.36	67.42	69.16	66.41	69.92

Seventy-seven metres had been beaten by Tatyana Lysenko four times by the end of June, but she was then suspended for a doping offence. This left Moreno and Skolimowska, both finalists on four previous occasions, as the fancied athletes. Surprisingly, the qualifying was led by Brkljačić, who reached 74.69, but she faded in the final, reaching only 68.16 for 11th place.

Moreno opened the final with 72.87, but was overtaken by Skolimowska's 73.75. Heidler then moved into the lead with 74.76, and Zhang moved past Moreno with 73.11. The Cuban eventually got

going with 74.33 in round four, and Zhang reached 74.21 then74.39 in the 5th round to take back second place. Moreno then entered the circle for the final time, proceeded with her pre-throw ritual, including the rotation of a finger in front of her face to help visualize the throw about to occur, and launched the ball and chain out to ... 74.74, missing gold by just 2cm. The event saw the first occasion of nine throwers exceeding 70m in any competition, and more than doubled the number that had managed that distance ever in the World Championships.

Qualifying round (71.00 or top 12 to final) (Aug 28)
Group A qualifiers: Brkljačić 74.69; Heidler 72.27; Montebrun 69.77; Thondike 69.14; Khanafeyeva DQ (r40.8) (68.65)
Non-qualifiers: Martina Danišová SVK 68.15; Cecilia Nilsson SWE 68.09; Alexándra Papayeoryíou GRE 66.88; Yelena Priyma RUS 66.84; Svetlana Sudak TUR 65.65; Jennifer Dahlgren ARG 65.64; Berta Castells ESP 63.32; Liu Yinghui CHN 62.83; Masumi Aya JPN 62.68; Mihaela Melinte ROU 62.40; Vânia Silva POR 61.81; Katalin Divós HUN 59.45; Brittany Riley USA 55.72; Susanne Keil GER & Oksana Menkova BLR NM
Group B qualifiers: Moreno 72.87; Zhang 71.31; O'Keeffe 71.07; Konevtseva 70.65; Skolimowska 70.18; Claretti 69.53; Crawford 68.55
Non-qualifiers: Jessica Cosby USA 67.90; Merja Korpela FIN 67.87; Stéphanie Falzon FRA 67.19; Amélie Perrin FRA 66.67; Lenka Ledvinová CZE 66.57; Olga Kuzenkova RUS 66.56; Mona Holm NOR 65.65; Kristal Yush USA 64.63; Bianca Perie ROU 64.18; Kathrin Klaas GER 64.00; Nataliya Zolotuhina UKR 63.64; Rosa Rodríguez VEN 61.77; Hao Shuai CHN 59.09

Berlin 2009

Final (Aug 22)

1,	Anita Włodarczyk	POL	77.96WR
2,	Betty Heidler	GER	77.12
3,	Martina Hrašnová	SVK	74.79
4,	Kathrin Klaas	GER	74.23
5,	Zhang Wenxiu	CHN	72.57
6,	Tatyana Lysenko	RUS	72.22
7,	Jessica Cosby	USA	72.17
8,	Clarissa Claretti	ITA	71.56

9, Stéphanie Falzon FRA 71.40; 10, Sultana Frizell CAN 70.88; 11, Amber Campbell USA 70.08; 12, Manuela Montebrun FRA 69.92

Series	1	2	3	4	5	6
Włodarczyk	74.86	77.96	-	-	-	x
Heidler	75.10	75.38	75.73	73.45	76.44	77.12
Hrašnová	67.84	72.72	73.07	69.50	74.79	65.65
Klaas	72.02	x	74.23	66.28	x	x
Zhang	69.42	72.57	x	71.80	70.83	71.03
Lysenko	72.22	x	71.36	x	71.51	70.16
Cosby	x	72.17	69.94	68.10	x	71.35
Claretti	71.56	69.42	70.97	70.91	70.24	x

Heidler and Włodarczyk led the qualifiers, and similarly led the final with 75.10 and 74.86 respectively after the first round. Włodarczyk then hurled the implement 77.96 for a new world record. So excited was the Pole, that in celebrating her throw she damaged her ankle so badly that she was unable to throw further, and would subsequently require surgery. Showing great competitive fire, Heidler improved in round two to 75.38, then 75.73, 76.44 (fifth round) and finally a national record 77.12. Klaas also set a personal best with 74.23, and occupied third place until Hrašnová's fifth round 74.79. No competition had seen as many as 10 over 70m before – here 12 exceeded that limit in the qualifying, with 11 doing so in the final.

Qualifying round (72.00 or top 12 to final) (Aug 20)
Group A qualifiers: Heidler 75.27; Włodarczyk 74.54; Cosby 72.21; Falzon 71.54
Non-qualifiers: Oksana Menkova BLR 69.58; Jennifer Dahlgren ARG 68.90; Silvia Salis ITA 68.55; Bianca Perie ROU 68.47; Stilianí Papadopoúlou GRE 67.33; Berta Castells ESP 67.32; Jennifer Joyce CAN 67.07; Andrea Bunjes GER 67.01; Iryna Sekachyova UKR 66.69; Johana Moreno COL 65.05; Marina Marghieva MDA 64.83; Eileen O'Keeffe IRL 63.20; Lenka Ledvinová CZE 62.92; Vânia Silva POR 62.86; Florence Ezeh TOG 59.76; Galina Mityayeva TJK 56.31; Paraskevi Theodorou CYP NM
Group B qualifiers: Zhang 72.72; Lysenko 71.73; Hrašnová 71.50; Frizell 70.98; Montebrun 70.66; Campbell 70.54; Klaas 70.53; Claretti 70.01
Non-qualifiers: Éva Orbán HUN 69.39; Daryia Pchelnik BLR 69.30; Arasay Thondike CUB 68.97; Merja Korpela FIN 68.34; Erin Gilreath USA 66.72; Zalina Marghieva MDA 66.70; Alexándra Papayeoryíou GRE 66.33; Nataliya Zolotukhina UKR 65.95; Rosa Rodríguez VEN 65.88; Iryna Novozhylova UKR 64.90; Cecilia Nilsson SWE 63.77; Zoe Derham GBR NM

HAMMER THROW

Multiple Medallists:

4	Olga Kuzenkova	RUS	99-2, 01-2, 03-2, 05-1
	Yipsi Moreno	CUB	01-1, 03-1, 05-2, 07-2
2	Betty Heidler	GER	07-1, 09-2

Most Finals/Placings in Top Eight:

5	Manuela Montebrun	FRA	01-5, 03-3, 05-4, 07-8, 09-12
4	Kuzenkova		
	Moreno		
	Kamila Skolimowska	POL	01-4, 03-8, 05-7, 07-4
	Zhang Wenxiu	CHN	01-11, 05-5, 07-3, 09-5

Most Appearances:

6	Montebrun		99-12, 01-5, 03-3, 05-4, 07-8, 09-12
5	Kuzenkova		
	Moreno		99-18, 01-1, 03-1, 05-2, 07-2
	Skolimowska		99-21, 01-4, 03-8, 05-7, 07-4
	Zhang		01-11, 03-13Q, 05-5, 07-3, 09-5
	Cecilia Nilsson	SWE	01-22Q, 03-33Q, 05-28Q, 07-13Q, 09-34Q

National Placings:

	1	2	3	4	5	6	7	8	Points
RUS	1	3	1	-	1	1	-	-	42
CUB	2	2	-	-	-	-	-	-	30
GER	1	1	-	1	1	-	1	1	27
POL	1	-	-	2	-	-	1	1	21
CHN	-	-	1	1	2	-	-	-	19
FRA	-	-	1	1	1	-	1	1	18
ROU	1	-	-	-	-	1	-	-	11
AUS	-	-	1	-	1	-	-	-	10
ASA	-	-	1	-	-	-	-	-	6
SVK	-	-	1	-	-	-	-	-	6
HUN	-	-	-	1	-	-	-	-	5
USA	-	-	-	-	-	-	2	-	4
BLR	-	-	-	-	-	1	-	-	3
GBR	-	-	-	-	-	1	-	-	3
IRL	-	-	-	-	-	1	-	-	3
UKR	-	-	-	-	-	1	-	-	3
ITA	-	-	-	-	-	-	1	1	3
CRO	-	-	-	-	-	-	-	1	1
TRI	-	-	-	-	-	-	-	1	1
Totals	**6**	**6**	**6**	**6**	**6**	**6**	**6**	**6**	**216**

Javelin Throw — Helsinki 1983

Final (Aug 13)

1,	Tiina Lillak	FIN	70.82
2,	Fatima Whitbread	GBR	69.14
3,	Anna Verouli	GRE	65.72
4,	Tessa Sanderson	GBR	64.76
5,	Eva Raduly-Zörgö	ROU	63.86
6,	Tuula Laaksalo	FIN	62.44
7,	Beate Peters	FRG	62.42
8,	María Colón	CUB	62.04

9, Petra Felke GDR 62.02; 10, Karin Smith USA 59.76; 11, Antje Kempe GDR 58.82; 12, Mayra Vila CUB 57.80

Series	1	2	3	4	5	6
Lillak	67.34	59.04	63.24	63.56	67.46	70.82
Whitbread	69.14	x	64.48	x	61.78	x
Verouli	x	61.74	62.38	63.08	65.72	x
Sanderson	64.76	63.66	63.94	64.10	64.00	59.74
Raduly-Zörgö	63.38	60.32	57.36	60.92	63.86	61.80
Laaksalo	50.50	62.44	x	56.52	x	59.04
Peters	59.22	x	62.42	x	59.30	x
Colón	61.52	62.04	56.96	57.34	57.88	56.32

The capacity crowd of 54,700 had high expectations of the Finnish world record holder Tiina Lillak, who led the qualifying round at 69.16. Fatima Whitbread, meanwhile, had only just recovered from tonsilitis and scraped into the final in 12th place.

One throw from each of these two women provided a final of high drama. The first of these came in the opening round, when Whitbread went near to her personal best with 69.14. Lillak threw 67.34, while another Briton, Sanderson, went into third at 64.76.

Three full rounds followed with none of the principals improving.

It became increasingly clear that Whitbread's opening effort was not only an excellent throw in the conditions, but that it might hold up for victory. In the fifth round, Verouli replaced Sanderson in third place. Lillak improved marginally to 67.46 so was left with just one more chance.

Whitbread passed her final throw with a sore back and could barely watch as Lillak prepared for her final effort. The crowd was deafening as the spear left her hand, then went berserk went it landed at 70.82. Sanderson was still to throw but Lillak sprinted round a victory half-lap. The Briton managed only 59.74 and Finland's first gold was confirmed. "Not technically perfect," said Lillak of her winning throw, "but there was enough force behind it to go over 70m."

Qualifying round (62.00 or top 12 to final) (Aug 12)
Group A qualifiers: Sanderson 64.80; Felke 64.46; Vila 62.78; Laaksalo 62.06
Non-qualifiers: Karin Bergdahl SWE 60.64; Ingrid Thyssen FRG 59.70; Elena Burgarová TCH 58.48; Monique Lapres CAN 54.70; Xin Xiaoli CHN 52.52; Jennifer Pace MLT 41.96; Sofia Sakorafa GRE DNS
Group B qualifiers: Lillak 69.16; Verouli 68.50; Kempe 62.74; Raduly-Zörgö 61.92; Smith 61.48; Peters 61.18; Colón 60.98; Whitbread 60.96
Non-qualifiers: Fausta Quintavalla ITA 59.34; Emi Matsui JPN 55.52; Mereoni Vibose FIJ 49.44; Yoon Norsham MAS 40.40

Rome 1987

Final (Sep 6)

1,	Fatima Whitbread	GBR	76.64
2,	Petra Felke	GDR	71.76
3,	Beate Peters	FRG	68.82
4,	Tessa Sanderson	GBR	67.54
5,	Susanne Jung	GDR	67.46
6,	Tiina Lillak	FIN	66.82
7,	Natalya Yermolovich	URS	65.52
8,	Ivonne Léal	CUB	64.90

9, Ingrid Thyssen FRG 64.12; 10, Manuela Alizadeh FRG 63.40; 11, Katalin Hartai HUN 60.88; 12, Irina Kostyuchenkova URS 60.60

Series	1	2	3	4	5	6
Whitbread	61.80	69.02	71.34	73.16	76.64	72.14
Felke	70.30	71.76	66.84	x	71.56	x
Peters	68.82	x	62.24	61.12	57.96	x
Sanderson	x	67.54	63.54	62.88	62.00	63.66
Jung	60.36	x	67.46	x	57.96	x
Lillak	56.56	66.82	x	56.80	59.74	x
Yermolovich	60.14	65.52	x	x	x	x
Leal	61.86	64.90	x	x	x	64.52

In Helsinki, Fatima Whitbread led for most of the contest before being overtaken in the final round. Four years later, the tables were turned when Whitbread was the one chasing the 71.76 second-round throw of Felke. The Briton, whose participation in the championships had been in doubt because of a shoulder injury, came close with 71.34 in the third round.

Whitbread finally got it right in the fourth round with the third best throw of all-time, 73.16. Felke, the world record holder, was next to throw and fouled. In the fifth round, Whitbread improved again to 76.64.

Qualifying round (64.00 or top 12 to final) (Sep 5)
Group A qualifiers: Felke 69.16; Sanderson 66.46; Peters 64.26; Kostyuchenkova 63.04; Hartai 62.68; Yermolovich 60.78
Non-qualifiers: Anna Verouli GRE 60.60; Zhou Yuanxiang CHN 59.46; Elisabet Nagy SWE 58.72; Maria Colon CUB 57.82; Emi Matsui JPN 57.78; Denise Thiémard SUI 56.34; Sueli dos Santos BRA 55.48; Marietta Riera VEN 53.38; Lee Huei-Chen TPE 51.42; Mereoni Vibose FIJ 48.60
Group B qualifiers: Whitbread 67.00; Thyssen 64.52; Léal 62.60; Lillak 62.34; Jung 62.26; Alizadeh 62.16
Non-qualifiers: Natalya Shikolenko URS 60.40; Céline Chartrand CAN 59.06; Tuula Laaksalo FIN 57.24; Li Baolian CHN 55.96; Trine Solberg NOR 55.30; Cathie Wilson USA 54.80; Iris Grönfeldt ISL 54.00; Iammo Launa PNG 42.70; Laverne Eve BAH NM

Tokyo 1991

Final (Sep 1)

1,	Xu Demei	CHN	68.78
2,	Petra Meier	GER	68.68
3,	Silke Renk	GER	66.80
4,	Natalya Cherniyenko	URS	65.22
5,	Trine Hattestad	NOR	63.36
6,	Louise McPaul	AUS	63.34
7,	Dulce García	CUB	62.68
8,	Päivi Alafrantti	FIN	62.26

9, Heli Rantanen FIN 60.96; 10, Anna Verouli GRE 59.12; 11, Natalya Shikolenko URS 58.82; 12, Karen Forkel GER 57.90

Series	1	2	3	4	5	6
Xu	68.78	62.98	x	61.88	x	59.12
Meier	67.10	68.68	63.38	65.20	64.50	x
Renk	63.02	62.64	65.64	65.82	66.80	65.26
Cherniyenko	x	63.12	65.22	x	x	x
Hattestad	x	63.36	x	62.50	60.90	62.92
McPaul	63.34	60.54	63.08	x	61.10	x
Garcia	x	57.54	62.68	x	x	x
Alafranti	x	62.22	62.26	x	x	x

Eight days after winning the first of the Tokyo throws, China unexpectedly won the last. Xu Demei chose the best possible time to throw a personal best of 68.78: the first round of the final. Meier-Felke – the Rome silver medallist – threatened with 68.68 in the second round, but these two proved to be the only 68m+ efforts of the day.

The bronze medal also went to Germany but there was huge disappointment for the other German Karen Forkel. She won the qualifying round with 68.14 then could only manage 57.90 in the final and was eliminated in tears.

Qualifying round (62.00 or top 12 to final) (Aug 31)
Group A qualifiers: Forkel 68.14; Xu 65.44; Alafrantti 64.38; Verouli 63.02; Shikolenko 62.08; Rantanen 61.30
Non-qualifiers: Antoaneta Selenska BUL 57.42; Sharon Gibson GBR 56.64; Donna Mayhew USA 56.34; Katalin Hartai HUN 55.68; Laverne Eve BAH 55.14; Akiko Miyajima JPN 52.86; Matilda Kisava TAN 52.60; Sueli dos Santos BRA 51.20; Isel López CUB & Nadine Auzeil FRA NM
Group B qualifiers: Meier 67.24; Hattestad 66.92; Renk 65.24; García 62.18; McPaul 61.08; Cherniyenko 60.90
Non-qualifiers: Karin Smith USA 60.34; 8, Genowefa Patla POL 60.18; Tiina Lillak FIN 58.42; Paula Berry USA 57.94; Irina Kostyuchenkova URS 57.60 Sun Fei CHN 55.04; Kirsten Smith NZL 53.98; Iris Grönfeldt ISL 53.92; Marieta Riera VEN 50.62

Stuttgart 1993

Final (Aug 22)

1,	Trine Hattestad	NOR	69.18
2,	Karen Forkel	GER	65.80
3,	Natalya Shikolenko	BLR	65.64
4,	Tatyana Shikolenko	BLR	65.18
5,	Yekaterina Ivakina	RUS	65.12
6,	Silke Renk	GER	64.00
7,	Claudia Isaila	ROU	61.54
8,	Felicia Tilea	ROU	61.24

9, Steffi Nerius GER 60.26; 10, Antoaneta Selenska BUL 58.82; 11, Heli Rantanen FIN 53.14; Terese Nekrosaitė LTU NM

She had failed several times before at major championships, but in Stuttgart Hattestad did everything right. She led the qualifiers and with the first throw of the final went into a big lead with 69.18.

The Norwegian's big rival, Natalya Shikolenko, followed up her 65.64 opener with three fouls. This allowed Forkel to claim the silver. Like Hattestad, the German therefore made amends for a miserable performance at the previous World Championships.

Natalya Shikolenko held on for the bronze one place ahead of her younger sister, Tatyana, who set a personal best in the final round.

Series	1	2	3	4	5	6
Hattestad	69.18	62.80	64.78	64.80	61.04	66.18
Forkel	x	60.78	65.80	61.88	65.04	-
N.Shikolenko	65.64	x	x	x	64.68	x
T.Shikolenko	x	63.48	62.14	61.30	64.10	65.18
Ivakina	60.50	x	64.68	65.12	62.86	x
Renk	61.50	62.18	64.00	61.96	63.74	63.44
Isaila	59.88	61.54	58.40	x	x	x
Tilea	60.26	x	61.24	61.14	x	60.02

Qualifying round (62.00 or top 12 to final) (Aug 21)
Group A qualifiers: Hattestad 66.52; Shikolenko 63.22; Tilea 62.90; Rantanen 60.56; Forkel 60.54; Selenska 59.74

Non-qualifiers: Martine Bègue FRA 59.16; Jette Jeppesen DEN 58.80; Sueli dos Santos BRA 57.16; Yelena Svezhentseva UZB 55.10; Nikola Tomečková TCH 52.06
Group B qualifiers: Ivakina 62.90; Renk 62.88; Shikolenko 62.06; Nekrosaitė 61.02; Isaila 59.88; Nerius 59.68
Non-qualifiers: Päivi Alafrantti FIN 59.26; Shelley Holroyd GBR 57.66; Kinga Zsigmond HUN 55.72; Lee Young-Sun KOR 54.78; Akiko Miyajima JPN 54.50; Iammo Launa PNG 46.78

Gothenburg 1995

Final (Aug 8)

1,	Natalya Shikolenko	BLR	67.56
2,	Felicia Tilea	ROU	65.22
3,	Mikaela Ingberg	FIN	65.16
4,	Heli Rantanen	FIN	65.04
5,	Joanna Stone	AUS	63.74
6,	Tanja Damaske	GER	62.32
7,	Isel López	CUB	60.80
8,	Yekaterina Ivakina	RUS	59.82

9, Renata Strasek SLO 59.10; 10, Jette Jeppesen DEN 58.84; 11, Steffi Nerius GER 56.50; 12, Miréla Manjani ALB 55.56

Series	1	2	3	4	5	6
N.Shikolenko	66.48	63.58	x	x	65.46	67.56
Tilea	62.34	60.98	59.64	65.22	x	x
Ingberg	61.82	59.54	60.12	65.16	x	x
Rantanen	55.44	59.66	x	59.10	62.96	65.04
Stone	59.14	x	61.46	58.50	57.80	63.74
Damaske	62.32	x	60.42	x	59.64	x
López	54.30	x	60.80	x	x	x
Ivakina	59.82	56.06	58.64	55.28	x	x

Defending champion Trine Hattestad was throwing well in 1995 but by the time of Gothenburg was five months pregnant and did not compete for obvious reasons. This left Shikolenko as the favourite to add gold to her 1993 bronze, and she did just that. She had the best qualifying effort (65.46) and took the lead in the final with her first throw of 66.48. No-one could approach that, though the Belarus thrower did go better with 67.56 in the final round. The woman who was beaten in the last round at the Barcelona Olympics then waited anxiously for the three remaining finalists to close their accounts.

Qualifying round (62.50 or top 12 to final) (Aug 6)
Group A qualifiers: Shikolenko 65.64; Damaske 62.82; Ivakina 61.52; Strasek 60.26; López 60.04; Stone 59.52
Non-qualifiers: Silke Renk GER 58.86; Kinga Zsigmond HUN 57.86; Tang Lishuang CHN 56.98; Claudia Isaila ROU 55.84; Taina Uppa FIN 54.38; Rita Ramanauskaitė LTU 54.14; Donna Mayhew USA 53.10; Aysel Tas TUR 49.20; Maka Obolashvili GEO 43.98
Group B qualifiers: Nerius 62.62; Manjani 62.40; Jeppesen 61.96; Tilea 61.52; Ingberg 60.72; Rantanen 60.34
Non-qualifiers: Louise McPaul AUS 59.30; Laverne Eve BAH 58.78; Xiomara Rivero CUB 58.32; Nikola Tomečková CZE 57.98; Nadine Auzeil FRA 56.80; Oksana Ovchinnikova RUS 56.74; Nicole Carroll USA 55.32; Agnes Preisinger HUN 54.00; Kate Farrow AUS 49.24; Ketut Mudiani INA 40.92

Athens 1997

Final (Aug 9)

1,	Trine Hattestad	NOR	68.78
2,	Joanna Stone	AUS	68.64
3,	Tanja Damaske	GER	67.12
4,	Mikaela Ingberg	FIN	66.00
5,	Felicia Tilea	ROU	64.90
6,	Sonia Bisset	CUB	63.80
7,	Osleidys Menéndez	CUB	63.76
8,	Tatyana Shikolenko	RUS	63.76

9, Oksana Ovchinnikova RUS 62.92; 10, Heli Rantanen FIN 62.64; 11, Miréla Manjani-Tzelíli GRE 61.02; 12, Rita Ramanauskaitė LTU 57.38

Series	1	2	3	4	5	6
Hattestad	68.78	63.32	x	66.32	x	65.46
Stone	64.68	68.16	66.94	66.12	68.64	68.60
Damaske	64.30	63.72	64.36	64.18	66.26	67.12
Ingberg	64.50	x	63.72	61.70	64.14	66.00
Tilea	60.32	55.24	64.90	61.14	59.24	64.40
Bisset	63.80	63.16	63.08	60.44	60.52	63.34
Menéndez	63.76	62.44	x	59.88	63.02	62.14
Shikolenko	x	63.76	x	62.68	x	x

Stone, a London-born Australian policewoman, created a stir by leading the qualifiers with a personal best of 67.72 and proved that was no fluke by pressurising the favourite, Hattestad, throughout the final. The Norwegian, champion in 1993 and pregnant at the time of the 1995 Championships, opened strongly with 68.78 and that proved to be the winner but Stone drew uncomfortably close in the second round with 68.16 and her last two throws landed at 68.64 and 68.60. The bronze medallist Damaske excelled also, throwing a personal best of 67.12 in the final round, but Olympic Champion Rantanen suffered an off-day in tenth place. "I was given strength by the knowledge that my two sons were watching from the stands," said Hattestad.

Qualifying Round (62.50 or top 12 to final) (Aug 7)
Group A qualifiers: Hattestad 66.12; Rantanen 64.46; Manjani-Tzelíli 63.50; Tilea 63.06; Ovchinnikova 61.58; Menéndez 60.90
Non-qualifiers: Karen Forkel GER 60.70; Zuleima Aramendiz COL 58.98; Laverne Eve BAH 58.80; Nikolett Szabó HUN 57.78; Lee Young-Sun KOR 55.98; Lynda Lipson USA 52.64; Shelley Holroyd GBR 51.06; Trishel Thompson GUY 38.14
Group B qualifiers: Stone 67.72; Ingberg 63.92; Bisset 63.48; Damaske 63.30; Ramanauskaitė 62.60; Shikolenko 61.78
Non-qualifiers: Silke Renk GER 60.72; Odeyme Palma CUB 58.42; Tessa Sanderson GBR 57.84; Taina Uppa FIN 57.72; Ewa Rybak POL 56.24; Nicole Carroll USA 55.62; Erica Wheeler USA 54.16; Angeliki Tsiolakoudi GRE 53.48; Nikola Tomečková CZE 52.86

Seville 1999

Final (Aug 28)

1,	Miréla Tzelíli	GRE	67.09
2,	Tatyana Shikolenko	RUS	66.37
3,	Trine Hattestad	NOR	66.06
4,	Osleidys Menéndez	CUB	64.61
5,	Louise Currey	AUS	64.38
6,	Sonia Bicet	CUB	63.52
7,	Wei Jianhua	CHN	62.97
8,	Oksana Makarova	RUS	62.67

9, Mikaela Ingberg FIN 60.48; 10, Taina Uppa FIN 59.83; 11, Felicia Tilea ROU 59.24; 12, Karen Forkel GER 54.65

Series	1	2	3	4	5	6
Tzelili	62.41	66.33	67.09	66.44	x	x
Shikolenko	63.75	62.28	x	62.51	66.37	x
Hattestad	63.73	66.06	62.56	64.24	63.42	63.85
Menéndez	64.61	61.12	63.18	62.55	63.74	62.54
Currey	60.39	x	60.81	64.38	61.10	60.75
Bicet	61.62	61.74	x	63.52	61.08	x
Wei	58.98	62.27	62.97	x	x	57.66
Makarova	59.23	62.67	x	x	60.16	x

In a year which caused so much grief to Albanians there was a result from Seville which might have brought those people some pride and pleasure. Miréla Manjani no longer competes for Albania; now married to Greek weightlifter George Tzelílis she became a Greek citizen in 1997, but she made history by becoming the first Albanian-born athlete ever to win a world athletics title. Title holder Hattestad was delighted to take the lead in round 2 with 66.06 but later in the round Tzelíli went ahead with 66.33 and with her next throw she improved to a Greek record with the new implement of 67.09. Tatyana Shikolenko later produced a Russian record of 66.37 to push Hattestad down to third; her elder sister Natalya won this title for Belarus in 1995. European Champion Tanja Damaske was unable through injury to throw in the qualifying round.

Qualifying round (61.00 or top 12 to final) (Aug 26)
Group A qualifiers: Hattestad 62.67; Menéndez 62.07; Shikolenko 61.78; Bicet 61.63; Ingberg 61.50; Wei 61.39; Currey 60.83; Forkel 60.40; Tilea 60.11
Non-qualifiers: Genowefa Patla POL 59.50; Rita Ramanauskaitė LTU 58.60; Steffi Nerius GER 58.43; Evfemija Storga SLO 53.54; Gurmeet Kaur IND 51.97; Sabina Moya COL 47.27
Group B qualifiers: Makarova 63.83; Tzelíli 61.45; Uppa 60.51
Non-qualifiers: Ana Mirela Ţermure ROU 58.52; Liang Lili CHN 58.43; Laverne Eve BAH 57.97; Xiomara Rivero CUB 57.48; Nadine Auzeil FRA 57.33; Nikola Tomečková CZE 56.88; Ewa Rybak POL 56.41; Khristina Georgieva BUL 55.79; Linda Bluetrich USA 52.31; Lee Young-Sun KOR 51.36; Tanja Damaske GER DNS (injured); Maka Obolashvili GEO NM

Edmonton 2001

Final (Aug 6)

1,	Osleidys Menéndez	CUB	69.53
2,	Miréla Tzelíli	GRE	65.78
3,	Sonia Bisset	CUB	64.69
4,	Nikola Tomečková	CZE	63.11
5,	Steffi Nerius	GER	62.08
6,	Mikaela Ingberg	FIN	61.94
7,	Xiomara Rivero	CUB	61.60
8,	Angelikí Tsiolakoúdi	GRE	61.01

9, Tatyana Shikolenko RUS 60.91; 10, Wei Jianhua CHN 58.45; 11, Claudia Coslovich ITA 57.27; 12, Taina Kolkkala FIN 57.21

Series	1	2	3	4	5	6
Menéndez	66.56	69.42	69.53	x	65.83	66.70
Tzelili	64.69	63.80	x	x	65.78	62.68
Bisset	63.14	x	57.77	61.32	64.69	x
Tomečková	63.11	62.91	x	x	62.74	59.83
Nerius	62.08	x	58.52	x	x	56.01
Ingberg	61.94	60.40	x	57.91	60.89	60.91
Rivero	58.56	61.60	59.00	61.27	61.43	61.40
Tsiolakoúdi	61.01	57.88	58.61	60.74	58.17	58.96

The previous July, Menéndez had become the first Cuban woman to set a world record with a throw of 71.54. She didn't need to throw that far in Edmonton, but still won easily. The 21 year-old did the damage in the first three rounds with efforts of 66.56, 69.42 and 69.53.

Tzelíli defended her title with honour, lying second throughout and achieving her best of 65.78 in round 5. Another Cuban, Bisset, was in third place throughout the contest ahead of Tomečková who could not reproduce her 65.71 qualifier when it mattered.

Qualifying round (61.00 or top 12 to final) (Aug 4)
Group A qualifiers: Tomečková 65.71; Bisset 63.24; Tzelíli 61.75; Wei 61.56; Ingberg 60.89
Non-qualifiers: Paula Huhtaniemi FIN 58.26; Nikolett Szabó HUN 57.60; Rita Ramanauskaitė LTU 57.43; Takako Miyake JPN 56.05; Dominique Bilodeau CAN 45.24; Ana Mirela Ţermure ROU DQ (r40.1) (52.65)
Group B qualifiers: Menéndez 64.39; Tsiolakoúdi 61.93; Nerius 61.90; Shikolenko 61.42; Rivero 59.78; Kolkkala 59.62; Coslovich 58.42
Non-qualifiers: Felicia Moldovan ROU 56.61; Laverne Eve BAH 56.10; Zuleima Araméndiz COL 52.23; Lindy Leveaux SEY 49.40

Paris 2003

Final (Aug 30)

1,	Miréla Manjani	GRE	66.52
2,	Tatyana Shikolenko	RUS	63.28
3,	Steffi Nerius	GER	62.70
4,	Mikaela Ingberg	FIN	62.20
5,	Osleidys Menéndez	CUB	62.19
6,	Sonia Bisset	CUB	60.17
7,	Claudia Coslovich	ITA	59.64
8,	Laverne Eve	BAH	59.60

9, Valeriya Zabruskova RUS 59.51; 10, Taina Kolkkala FIN 57.50; 11, Ma Ning CHN 57.43; 12, Nikolett Szabó HUN 56.98

Series	1	2	3	4	5	6
Manjani	64.55	64.46	64.09	66.52	x	56.84
Shikolenko	62.76	62.99	63.28	x	60.67	59.93
Nerius	59.15	62.70	60.30	x	61.81	x
Ingberg	61.37	59.98	-	62.02	-	62.20
Menéndez	61.18	x	x	62.19	60.47	x
Bicet	56.90	58.21	60.17	x	x	56.36
Coslovich	55.48	58.81	59.64	56.05	57.89	56.14
Eve	56.43	54.39	59.60	x	58.47	57.55

The 1999 winner Miréla Manjani (now divorced from Giorgos Tzelílis) again demonstrated her ability to peak for major championships. Before Paris her season's best was just 63.13. Her opening four throws in the final were better than that or anything else the opposition could produce. Her fourth effort of 66.52 was a 2003 world best, but it was also the shortest winning throw in world championships history. The silver medallist Tatyana Shikolenko was another to repeat her placing from Seville 1999.

Qualifying round (60.00 or top 12 to final) (Aug 28)
Group A qualifiers: Shikolenko 63.71; Eve 62.89; Menéndez 61.74; Ingberg 60.89; Nerius 60.40; Szabó 59.84; Ma 58.95
Non-qualifiers: Rita Ramanauskaitė LTU 57.13; Jarmila Klimesová CZE 56.98; Angelikí Tsiolakoúdi GRE 56.66; Sabina Moya COL 55.75; Kim Kreiner USA 54.84
Group B qualifiers: Manjani 62.48; Bisset 60.64; Zabruskova 60.40; Coslovich 59.57; Kolkkala 58.94
Non-qualifiers: Ana Mirela Ţermure ROU 58.50; Sunette Viljoen RSA 56.78; Nora Bicet CUB 56.33; Paula Huhtaniemi FIN 55.06; Sarah Walter FRA 54.31; Takako Miyake JPN 52.26; Leryn Franco PAR 51.13

Helsinki 2005

Final (Aug 14)

1,	Osleidys Menéndez	CUB	71.70WR
2,	Christina Obergföll	GER	70.03
3,	Steffi Nerius	GER	65.96
4,	Christina Scherwin	DEN	63.43
5,	Zahra Bani	ITA	62.75
6,	Paula Tarvainen	FIN	62.64
7,	Sonia Bisset	CUB	61.75
8,	Angelikí Tsiolakoúdi	GRE	57.99

9, Mikaela Ingberg FIN 57.54; 10, Laverne Eve BAH 57.10; 11, Rumyana Karapetrova BUL 57.06; 12, Goldie Sayers GBR 54.44

Series	1	2	3	4	5	6
Menéndez	71.70	x	-	65.53	63.80	-
Obergföll	61.55	70.03	-	-	-	59.67
Nerius	65.96	x	x	64.26	64.35	x
Schwerin	59.36	62.32	60.04	63.43	x	x
Bani	55.28	60.71	54.06	x	56.16	62.75
Tarvainen	62.64	x	x	x	56.89	x
Bisset	x	59.55	59.71	58.61	61.75	60.57
Tsiolakoúdi	57.30	57.99	56.78	x	x	56.63

At the ripe old age of 25, Menéndez was competing in her fifth World championships, aiming to regain the title she had won in her world record year of 2001. After throwing 65.77 in the qualifying round, trailing the personal best 66.52 of veteran Nerius, Menéndez set up for her first throw drawn at the end of the opening round. Again trailing Nerius, who led with 65.96, the powerful (1.78/80kg) Cuban launched a throw which had the knowledgeable Finnish crowd buzzing with expectation before the spear landed. It was measured at 71.70, a new world record; normally such a throw kills off the opposition, but on this occasion it engendered a magnificent reaction. Obergföll, with a lifetime best of 64.59 hit a perfect throw, and was rewarded with a European record 70.03. She later said "I cannot explain what happened today." Nerius's throw held up for the bronze medal, while Helsinki held its reputation as the spiritual home of javelin throwing as the top five throwers came away with lifetime bests.

Qualifying round (60.50 or top 12 to final) (Aug 12)
Group A qualifiers: Menéndez 65.77; Obergföll 61.59; Ingberg 61.06; Sayers 60.67; Scherwin 60.11; Tsiolakoúdi 59.06
Non-qualifiers: Mercedes Chilla ESP 58.38; Olga Ivankova UKR 56.56; Claudia Coslovich ITA 55.78; Kim Kreiner USA 55.05; Felicia Moldovan ROU 54.68; Nora Bicet CUB 54.52; Inga Stasiulionytė LTU 54.38; Moonika Aava EST 54.24; Mariya Yakovenko RUS 50.37
Group B qualifiers: Steffi Nerius GER 66.52; Sonia Bisset CUB 64.50; Laverne Eve BAH 61.12; Paula Tarvainen FIN 60.83; Zahra Bani ITA 60.09; Rumyana Karapetrova BUL 59.22
Non-qualifiers: Barbora Špotáková CZE 58.74; Olivia McKoy JAM 58.49; Barbara Madejczyk POL 57.14; Inga Kozarenoka LAT 56.71; Nikolett Szabó HUN 55.17; Savva Lika GRE 55.03; Xue Juan CHN 53.81; Serafina Akeli SAM 47.37; Mirela Manjani GRE NM

Osaka 2007

Final (Aug 31)

1,	Barbora Špotáková	CZE	67.07
2,	Christina Obergföll	GER	66.46
3,	Steffi Nerius	GER	64.42
4,	Nikola Brejchová	CZE	63.73
5,	Sávva Líka	GRE	63.13
6,	Sonia Bisset	CUB	61.74

7,	Mariya Abakumova	RUS	61.43
8,	Linda Stahl	GER	61.03

9, Barbara Madejczyk POL 58.37; 10, Olga Ivankova UKR 57.87; 11, Felicia Moldovan ROU 55.71; 12, Paula Tarvainen FIN 53.50

In the absence of Helsinki winner Menéndez (injured) Obergföll was a strong favourite, having produced the top seven throws of 2007. The German was less than impressive in the qualifying, managing 60.77, while the qualifiers were led by the Czech duo of Brejchová and Špotáková. The latter was just warming up, as she opened in the final with a Czech record of 66.40. Obergföll reacted well, finishing off round one with 64.01, before improving to 65.26 in the next round. At this point no-one else had managed to reach 62m, which Brejchová rectified with her third round 63.73, inspired perhaps by Špotáková's further improvement to 67.07. Nerius, in her sixth final, produced her first 60m throw of the competition in round four – 64.42 – which would prove enough to secure her third world championship medal. Her teammate Obergföll saved her best till last, coming within a metre of Špotáková with 66.46. The Czech was a worthy winner, and averaged an excellent 64.37 with her six throws.

Qualifying round (61.00 or top 12 to final) (Aug 29)
Group A qualifiers: Brejchová 64.29; Madejczyk 60.86; Obergföll 60.77; Bisset 60.25
Non-qualifiers: Taina Kolkkala FIN 59.52; Zahra Bani ITA 59.02; Lada Chernova RUS 58.12; Mariya Yakovenko RUS 57.51; Goldie Sayers GBR 57.23; Monica Stoian ROU 56.84; Alessandra Resende BRA 56.42; Buoban Pamang THA 56.28; Indre Jakubaityte LTU 56.16; Dana Pounds USA 55.00; Dalila Rugama NCA 53.22; Serafina Akeli SAM 50.29; Emika Yoshida JPN 49.70
Group B qualifiers: Špotáková 63.77; Tarvainen 63.58; Stahl 62.80; Líka 62.38; Nerius 61.89; Ivankova 61.68; Abakumova 60.55; Moldovan 60.07
Non-qualifiers: Sílvia Cruz POR 58.53; Alexandra Tsisiou CYP 57.17; Lavern Eve BAH 56.87; Urszula Jasinska POL 56.20; Mercedes Chilla ESP 53.64; Chang Chunfeng CHN 53.41; Rumyana Karapetrova BUL 48.50; Lindy Leveau-Agricole SEY NM

Berlin 2009

Final (Aug 18)

1,	Steffi Nerius	GER	67.30
2,	Barbora Špotáková	CZE	66.42
3,	Maria Abakumova	RUS	66.06
4,	Monica Stoian	ROU	64.51
5,	Christina Obergföll	GER	64.34
6,	Linda Stahl	GER	63.23
7,	Osleidys Menéndez	CUB	63.11
8,	Sávva Líka	GRE	60.29

9, Vira Rebryk UKR 58.25; 10, Maria Negoita ROU 57.65; 11, Martina Ratej SLO 57.57; 12, Rachel Yurkovich USA 51.15

Series	1	2	3	4	5	6
Nerius	67.30	62.79	65.81	x	62.27	x
Špotáková	64.94	64.26	66.42	61.29	62.25	59.74
Abakumova	63.01	x	65.39	x	59.71	66.06
Stoian	64.51	x	61.90	59.62	61.84	61.53
Obergföll	x	60.37	64.34	x	63.02	x
Stahl	61.64	63.23	63.18	59.00	61.33	60.90
Menéndez	63.11	x	x	x	61.56	58.27
Líka	56.55	57.33	58.80	57.29	x	60.29

No javelin thrower in world championship history had ever produced a qualifying round throw beyond the winning distance in the final by another thrower, but that unenviable feat was managed in Berlin by Abakumova who qualified with 68.92, best throw of 2009.

The final began with Stoian improving her best by 2½m with 64.51, and then Nerius – at her eighth World Championship – produced the second best throw of her career, 67.30. Olympic Champion Spotaková immediately reacted with 64.94 and improved in the third round to 66.42, but could get no closer, while Abakumova overtook Stoian for bronze in round three before reaching 66.06 in the sixth. Nerius had won bronze in the three previous championships and later said she would not reconsider her decision to retire that September. "Why ? Just because everything that will come now can only be less good."

Qualifying round (62.00 or top 12 to final) (Aug 16)
Group A qualifiers: Abakumova 68.92; Stahl 63.86; Ratej 63.42; Špotáková 63.27; Nerius 61.73; Stoian 60.29; Rebryk 59.70; Líka 59.64
Non-qualifiers: Goldie Sayers GBR 58.98; Yainelis Ribiaux CUB 57.38; Mercedes Chilla ESP 56.68; Maryna Novik BLR 56.44; Indré Jakubaityté LTU 55.86; Kara Patterson USA 52.71; Elisabeth Pauer AUT 50.88; Serafina Akeli SAM 49.58
Group B qualifiers: Menéndez 61.94; Obergföll 60.74; Yurkovich 59.57; Negoita 59.46
Non-qualifiers: Mikaela Ingberg FIN 57.88; Kim Mickle AUS 57.46; Olga Ivankova UKR 56.91; Sunette Viljoen RSA 56.83; Urszula Piwnicka POL 56.49; Yanet Cruz CUB 56.19; Ásdís Hjálmsdóttir ISL 55.86; Yuki Ebihara JPN 54.81; Moonika Aava EST 53.86; Madara Palameika LAT 52.98; Valeriya Zabruskova RUS 52.87

JAVELIN THROW

Multiple Medallists:

4	Steffi Nerius	GER	03-3, 05-3, 07-3, 09-1
3	Trine Hattestad	NOR	93-1, 97-1, 99-3
	Miréla Tzelíli/Manjani	GRE	99-1, 01-2, 03-1
2	Fatima Whitbread	GBR	83-2, 87-1
	Petra Felke/Meier	GDR/GER	87-2, 91-2
	Natalya Shikolenko	BLR	93-3, 95-1
	Tatyana Shikolenko	RUS	99-2, 03-2
	Osleidys Menéndez	CUB	01-1, 05-1
	Christina Obergföll	GER	05-2, 07-2
	Barbora Spotáková	CZE	07-1, 09-2

Most Finals:

7	Nerius		93-9, 95-11, 01-5, 03-3, 05-3, 07-3, 09-1
6	Mikaela Ingberg	FIN	95-3, 97-4, 99-9, 01-6, 03-4, 05-9
	Sonia Bisset	CUB	97-6, 99-6, 01-3, 03-6, 05-7, 07-6
	Menéndez		97-7, 99-4, 01-1, 03-5, 05-1, 09-7

Most Appearances:

9	Laverne Eve	BAH	87-nm/Q, 91-22Q, 95-15Q, 97-16Q, 99-18Q, 01-17Q, 03-8, 05-10, 07-20Q
8	Nerius		93-9, 95-11, 99-16Q, 01-5, 03-3, 05-3, 07-3, 09-1

National Placings:

	1	2	3	4	5	6	7	8	Points
GER	1	5	6	-	3	3	1	1	103
CUB	2	-	1	1	1	4	6	2	57
FIN	1	-	1	3	-	4	-	1	42
GRE	2	1	1	-	1	-	-	3	36
RUS	-	2	1	-	1	-	1	3	29
NOR	2	-	1	-	1	-	-	-	26
CZE	1	1	-	2	-	-	-	-	25
GBR	1	1	-	2	-	-	-	-	25
BLR	1	-	1	1	-	-	-	-	19
AUS	-	1	-	-	2	1	-	-	18
ROU	-	1	-	-	2	-	1	1	18
CHN	1	-	-	-	-	-	1	-	10
URS	-	-	-	1	-	-	1	-	7
ITA	-	-	-	-	1	-	1	-	6
DEN	-	-	-	1	-	-	-	-	5
ROU	-	-	-	1	-	-	-	-	5
BAH	-	-	-	-	-	-	-	1	1
Totals	**12**	**12**	**12**	**12**	**12**	**12**	**12**	**12**	**432**

Heptathlon — Helsinki 1983

(Aug 8/9)

			1971/1984
1,	Ramona Neubert	GDR	6714/6770
2,	Sabine Paetz	GDR	6662/6713
3,	Anke Vater	GDR	6532/6525
4,	Sabine Everts	FRG	6398/6388
5,	Valentina Dimitrova	BUL	6362/6344
6,	Yekaterina Smirnova	URS	6321/6277
7,	Glynis Nunn	AUS	6195/6131
8,	Tineke Hidding	NED	6155/6104

9, Annette Tånnander SWE 5977/5932; 10, Marcela Koblasová TCH 5965/5888; 11, Marlene Harmon USA 5925/5833; 12, Kristine Tånnander SWE 5922/5811; 13, Anne Kyllönen FIN 5866/5763; 14, Corinne Schneider SUI 5851/5770; 15, Florence Picaut FRA 5766/5659; 16, Terry Genge NZL 5739/5607; 17, Helena Otahalová TCH 5721/5583; 18, Melitta Aigner AUT 5629/5471; 19, Dalila Tayebi ALG 4976/4759; 20, Patricia Meigham GUA 3955/3659; Jane Frederick USA DNF (5431/5375); Judy Livermore GBR DNF (4733/4798); Conceição Geremias BRA DNF (4367/4330); Jackie Joyner USA DNF (3719/3793); Zeina Mina LIB DNF (1255/1351); Natalya Shubenkova URS DNF (851/961)

World record holder Ramona Neubert had never been beaten in an heptathlon. She not only maintained that record but led her country to a sweep of the medals.

Paetz, who had pushed Neubert in the previous year's European Championships, took an initial lead with a 13.11 100m hurdles. She was overtaken by Britain's Judy Livermore, who high jumped 1.92 but was to fall back thereafter and drop out after three fouls in the javelin throw.

Neubert was as low as seventh after the high jump, but her 23.27 200m not only gave her an overnight lead of 43 points, but also put her 29 points ahead of world record schedule.

The second day saw Neubert lose contact with her world record pace but stay comfortably ahead of Paetz. The third GDR athlete, Vater, consolidated her hold on the bronze medal with a win in the final event.

Individual marks:

	100h	HJ	SP	200	LJ	JT	800
Neubert	13.29	1.80	15.38	23.27	6.67	45.12	2:11.34
Paetz	13.11	1.83	14.23	23.60	6.68	44.52	2:11.59
Vater	13.58	1.86	14.05	23.49	6.32	37.84	2:05.64
Everts	13.50	1.86	12.32	23.82	6.46	36.36	2:06.80
Dimitrova	14.21	1.80	15.67	25.08	6.11	44.60	2:08.10
Smirnova	13.36	1.83	13.77	24.48	5.66	45.76	2:10.98
Nunn	13.17	1.74	12.98	24.02	6.31	32.64	2:10.96
Hidding	13.77	1.77	12.22	24.19	6.30	38.62	2:12.46
A Tånnander	14.00	1.83	11.86	26.10	6.09	45.24	2:17.86
Koblasová	14.17	1.74	14.99	25.15	6.04	40.58	2:24.96
Harmon	14.17	1.74	11.91	24.92	6.17	36.06	2:12.16
K Tånnander	14.25	1.80	12.70	25.13	5.58	39.36	2:12.38
Kyllönen	14.33	1.80	12.87	25.77	5.88	36.16	2:13.77
Schneider	14.62	1.83	12.06	25.81	5.73	46.22	2:19.68
Picaut	13.85	1.80	12.08	25.64	5.90	32.98	2:19.22
Genge	13.99	1.59	11.96	25.21	5.92	39.26	2:14.53
Otahalová	14.10	1.74	12.92	24.95	5.58	38.68	2:26.42
Aigner	15.39	1.65	14.13	26.18	5.52	42.88	2:16.47
Tayebi	15.55	1.65	9.95	25.72	5.71	26.46	2:31.55
Meigham	17.96	1.41	8.23	26.08	4.10	19.86	2:20.10
Frederick	13.72	1.83	14.75	25.16	6.00	45.62	DNS
Livermore	13.23	1.92	13.85	24.93	6.16	NM	DNS
Geremias	14.03	1.74	13.35	24.88	5.85	NM	DNS
Joyner	13.69	1.86	12.73	23.73	DNS		
Mina	16.15	1.53	DNS				
Shubenkova	14.12	DNS					

Rome 1987

(Aug 31/Sep 1)

1,	Jackie Joyner-Kersee	USA	7128
2,	Larisa Nikitina	URS	6564
3,	Jane Frederick	USA	6502
4,	Anke Behmer	GDR	6460
5,	Liliana Năstase	ROU	6325
6,	Marion Reichelt	GDR	6296
7,	Marianna Maslennikova	URS	6228
8,	Zhu Yuqing	CHN	6211

9, Kim Hagger GBR 6167; 10, Jane Flemming AUS 6149; 11, Nadine Debois FRA 6139; 12, Cindy Greiner USA 6042; 13, Tineke Hidding NED 6040; 14, Svetlana Buraga URS 5982; 15, Joanne Mulliner GBR 5842; 16, Ragne Kytölä FIN 5791; 17, Cornelia Heinrich FRG 5664; 18, Sabine Braun FRG 5621; 19, Connie Polman-Tuin CAN 5608; Eva Karblom SWE DNF (4951); Ingrid Meilicke PAR DNF (3854); Zuzana Lajbnerová TCH DNF (3504); Manuela Marxer lie DNF (2255); Chantal Beaugeant FRA DNF (892); Alessandra Becatti ITA DNF (DNF)

None of the Rome world champions was more dominant than Joyner-Kersee in the Heptathlon. The world record holder started in style with a fast win in the 100m hurdles. After personal bests in the high jump and shot put, she was 121 points ahead of world record schedule. An excellent 200m of 22.95 – just a tenth slower than her best – left her with a world best first day score of 4256. Second at this point was Nikitina on 3918.

JJK maintained a brilliant standard with a 7.14 long jump, breaking the championship record for that event. The heat took its toll in the final two events. The American was below her best in the javelin and clocked only 2:16.29 in the final event to miss a world record by 2.2 seconds. She nonetheless won from Nikitina by 564 points. The Russian had secured the silver with a personal best in the javelin.

There was more good news for the USA as the bronze went to 35 year-old Jane Frederick, a veteran of the 1972 Olympic Games.

Individual marks:

	100h	HJ	SP	200	LJ	JT	800
Joyner-Kersee	12.91	1.90	16.00	22.95	7.14	45.68	2:16.29
Nikitina	13.77	1.87	15.66	24.48	6.33	55.24	2:27.01
Frederick	13.65	1.78	16.30	24.69	6.33	46.62	2:13.77
Behmer	13.59	1.81	13.77	23.54	6.67	35.82	2:09.03
Năstase	13.09	1.75	13.11	24.09	6.59	41.84	2:17.91
Reichelt	13.65	1.81	13.39	24.17	6.46	38.64	2:12.76
Maslennikova	13.46	1.84	13.22	24.41	6.12	35.42	2:08.12
Zhu	13.37	1.78	15.12	23.99	6.10	43.40	2:27.45
Hagger	13.24	1.81	12.63	24.68	6.56	35.64	2:17.59
Flemming	13.50	1.81	13.21	23.75	6.20	38.24	2:20.58
Debois	13.64	1.72	13.22	24.23	6.25	34.70	2:05.17
Greiner	13.76	1.72	13.46	24.45	6.29	36.84	2:13.99
Hidding	13.77	1.72	13.11	24.18	6.18	40.14	2:16.10
Buraga	13.15	1.75	13.36	24.17	5.89	33.76	2:15.58
Mulliner	13.84	1.75	12.86	24.80	5.80	36.72	2:13.83
Kytölä	14.27	1.78	11.78	25.16	5.92	38.96	2:14.03
Heinrich	14.48	1.75	14.04	25.67	5.94	41.06	2:29.90
Braun	14.14	1.75	12.42	25.49	5.77	37.74	2:20.94
Polman-Tuin	14.35	1.66	12.85	25.27	6.10	35.80	2:19.77
Karblom	14.40	1.66	13.61	25.10	6.25	39.06	DNS
Meilicke	15.19	1.51	10.35	27.28	5.14	34.70	DNS
Lajbnerová	14.15	1.75	14.06	25.59	DNS		
Marxer	14.76	1.66	10.69	DNS			
Beaugeant	14.62	DNS					
Becatti	DNF						

Tokyo 1991

(Aug 26/27)

1,	Sabine Braun	GER	6672
2,	Liliana Năstase	ROU	6493
3,	Irina Belova	URS	6448
4,	Satu Ruotsalainen	FIN	6404
5,	Yasmina Azzizi	ALG	6392
6,	Urszula Włodarczyk	POL	6391
7,	Peggy Beer	GER	6380
8,	Tatyana Zhuravlyova	URS	6370

9, Maria Kamrowska POL 6237; 10, Cindy Greiner USA 6216; 11, Rita Ináncsi HUN 6198; 12, Zhu Yuqing CHN 6124; 13, Tina Rättya FIN 6086; 14, Ragne Kytölä FIN 6062; 15, Ifeoma Ozoeze ITA 6056; 16, Clova Court GBR 6022; 17, Odile Lesage FRA 6002; 18, Joanne Henry NZL 5999; 19, Sharon Jaklofsky AUS 5992; 20, Kym Carter USA 5909; 21, Ingrid Didden BEL 5855; 22, Petra Vaideanu ROU 5744; 23, Ana Maria Comaschi ARG 5617; 24, Ghada Shouaa SYR 5066; Heike Tischler GER DNF (3627); Fu Xiuhong CHN DNF (3602); Yu Long Nyu SIN DNF (3347); Jackie Joyner-Kersee USA DNF (3130)

Joyner-Kersee showed no reaction to her ankle twist in the previous night's long jump final when she won her 100m hurdles heat. She performed well in the high jump and shot, and was just 11 points below her world record schedule at the start of the 200m before disaster struck. At the crown of the bend the American dramatically pulled up with a hamstring injury. Her husband and coach Bobby later concluded that this had been triggered by the sore ankle.

The overnight leader was Zhu, but she was soon overtaken when Braun long jumped a windy 6.67 on the second day. The German went further ahead of her immediate rivals with a fair javelin throw and had a comfortable 245-point margin before the final event. The 800m was won in spectacular fashion by Belova (née Nikitina), who improved four places and snatched the bronze medal.

Individual marks:

	100h	HJ	SP	200	LJ	JT	800
Braun	13.32	1.91	13.62	24.49	6.67w	48.66	2:16.09
Năstase	13.02	1.76	13.52	23.98	6.54	43.58	2:11.48
Belova	13.70	1.85	13.23	24.13	6.33w	40.96	2:05.23
Ruotsalainen	13.54	1.88	12.46	24.20	6.18	47.04	2:13.24
Azzizi	13.34	1.79	15.40	24.32	6.15	44.62	2:17.17
Włodarczyk	13.36	1.76	14.36	24.05	6.19	44.28	2:11.72
Beer	13.41	1.79	12.97	24.25	6.34	43.66	2:09.32
Zhuravlyova	13.77	1.82	14.12	24.18	6.30	41.56	2:10.91
Kamrowska	13.28	1.67	14.78	24.04	5.93	42.08	2:09.06
Greiner	13.55	1.79	14.70	24.52	6.46	35.62	2:17.47
Ináncsi	13.90	1.79	14.48	25.06	6.27	44.74	2:18.81
Zhu	13.18	1.82	14.19	23.86	5.88	41.50	2:28.34
Rättya	13.98	1.76	12.88	24.96	6.04	45.30	2:11.90
Kytölä	14.09	1.79	12.05	25.23	6.43w	42.40	2:14.36

	100h	HJ	SP	200	LJ	JT	800
Ozoeze	13.89	1.76	12.97	24.71	6.27w	44.92	2:21.85
Court	13.35	1.55	13.94	23.85	5.71	55.30	2:24.61
Lesage	13.76	1.85	13.17	25.64	5.79	39.70	2:12.24
Henry	14.18	1.76	12.15	25.00	6.24	40.60	2:10.53
Jaklofsky	13.76	1.79	13.30	25.41	6.16	42.44	2:21.51
Carter	14.02	1.79	14.31	24.70	5.78	30.26	2:09.52
Didden	14.09	1.64	12.81	25.50	5.90	50.58	2:17.32
Vaideanu	14.42	1.70	14.60	26.49	5.76w	47.58	2:20.33
Comaschi	14.06	1.58	12.57	24.75	5.78	39.76	2:15.89
Shouaa	15.45	1.64	10.44	26.11	5.50w	39.76	2:22.44
Tischler	13.96	1.76	14.00	24.63	DNS		
Fu	13.78	1.82	13.10	25.35	DNS		
Yu	15.71	1.61	NM	26.18	5.28	27.66	DNS
Joyner-Kersee	12.96	1.91	15.30	DNF	DNS		

Stuttgart 1993

(Aug 16/17)

1,	Jackie Joyner-Kersee	USA	6837
2,	Sabine Braun	GER	6797
3,	Svetlana Buraga	BLR	6635
4,	Svetla Dimitrova	BUL	6508
5,	Urszula Włodarczyk	POL	6394
6,	Kym Carter	USA	6357
7,	Jane Flemming	AUS	6343
8,	Birgit Clarius	GER	6341

9, Taisiya Dobrovitskaya BLR 6290; 10, Tatyana Zhuravlyova RUS 6215; 11, Rita Ináncsi HUN 6188; 12, Petra Vaideanu ROU 6105; 13, Tina Rättyä FIN 6067; 14, Nathalie Teppe FRA 6037; 15, Helle Aro FIN 5902; 16, Marcela Podracka SVK 5902; 17, DeDe Nathan USA 5785; 18, Yurka Khristova BUL 5726; 19, Beatrice Mau GER 5369; 20, Ma Chun-Ping TPE 5246; 21, Marina Damceska MKD 5239; 22, Giuliana Spada ITA 5214; 23, Barbara Erni SUI 5067; 24, Elizabeth Arteaga BOL 4186; Larisa Nikitina RUS DNF (5624); Tatyana Blokhina RUS DNF (4710); Eunice Barber SLE DNF (4404); Catherine Bond-Mills CAN DNF (3516); Veronique Boyer PYF DNF (2948); Manuela Marxer LIE DNF (2653); Anzhela Atroshchenko BLR DNF (2602); Ghada Shouaa SYR DNF (2461); Maria Kamrowska POL DNF (1074); Clova Court GBR DNF (1030)

Though not nearly as dominant as in her previous Olympic or World triumphs, Joyner-Kersee claimed her fourth individual world championship gold, the most ever by a woman.

The American had a good start in the hurdles but lost ground by high jumping only 1.81. Her rival, defending champion Braun, won the event at 1.90 and went into the lead. The German went further ahead after the shot. Joyner-Kersee then ran a strong 200m to take a narrow lead from Buraga and Braun after the first day.

Despite asthma attacks, the world record holder kept her momentum next morning with a 7.04 long jump. Braun managed 6.54 then was controversially given a red flag for a jump of a similar distance. A video replay of the jump appered to show the German's foot plant safely behind the plasticine.

A fine javelin throw by the German left her with a seven-point advantage at the start of the 800m. This represented about half a second. In an exciting race, Braun managed to stay near to Joyner-Kersee until the last 300m, when the American sprinted clear.

"It was her greatest victory ever," commented Joyner-Kersee's husband and coach Bobby. "To come out of that tunnel, seven points behind, and win was one of the greatest moments of her career."

Individual marks:

	100h	HJ	SP	200	LJ	JT	800
Joyner-Kersee	12.89	1.81	14.38	23.19	7.04	43.76	2:14.49
Braun	13.25	1.90	14.62	24.12	6.54	53.44	2:17.82
Buraga	12.95	1.84	14.55	23.69	6.58	41.04	2:13.65
Dimitrova	12.85	1.60	15.46	23.10	6.32	47.02	2:13.60
Włodarczyk	13.41	1.81	14.00	24.14	6.52	42.64	2:18.28
Carter	13.62	1.84	15.41	24.23	6.08	36.84	2:09.82
Flemming	13.08	1.75	14.03	23.49	6.21	42.12	2:16.93
Clarius	13.74	1.81	15.46	25.14	5.64	50.14	2:10.00
Dobrovitskaya	13.47	1.81	12.96	23.85	6.08	43.52	2:13.42
Zhuravlyova	14.21	1.81	13.80	24.64	6.43	38.74	2:11.27
Ináncsi	13.88	1.78	14.32	24.86	6.26	46.30	2:21.26
Vaideanu	14.09	1.81	14.40	25.76	5.92	44.84	2:12.77
Rattya	13.84	1.72	12.84	24.61	6.06	43.96	2:11.96
Teppe	13.83	1.75	13.50	25.87	5.81	53.92	2:20.24
Aro	13.89	1.66	12.77	25.78	6.02	48.80	2:15.89
Podracká	14.48	1.78	12.57	25.52	5.92	48.50	2:18.65
Nathan	13.93	1.66	13.75	24.78	6.10	42.72	2:28.88
Khristova	14.19	1.75	12.19	25.49	5.94	38.84	2:16.93
Mau	13.73	1.78	12.95	24.80	NM	48.86	2:12.91
Ma	14.53	1.72	11.82	25.75	5.69	38.10	2:37.06
Damceska	14.65	1.57	10.85	25.88	5.69	38.34	2:16.94
Spada	14.01	1.69	12.77	25.41	3.70	43.26	2:17.25
Erni	14.27	NH	12.73	24.81	6.00	44.26	2:13.53
Arteaga	17.24	1.42	09.52	25.95	4.55	32.56	2:20.53
Nikitina	13.73	1.84	15.38	24.52	6.36	46.82	DNS
Blokhina	13.63	1.84	14.24	24.03	6.04	NM	DNS
Barber	14.58	1.51	10.92	25.96	5.67	43.44	DNS
Bond-Mills	13.98	1.78	12.22	24.79	NM	DNS	
Boyer	14.65	1.60	11.57	27.25	DNS		
Marxer	13.73	NH	12.71	24.56	DNS		
Atroshchenko	14.21	1.78	12.59	DNS			
Shouaa	14.69	1.69	13.13	DNS			
Kamrowska	13.34	DNS					
Court	13.64	NH	DNS				

Gothenburg 1995

(Aug 9/10)

1,	Ghada Shouaa	SYR	6651
2,	Svetlana Moskalets	RUS	6575
3,	Rita Ináncsi	HUN	6522
4,	Eunice Barber	SLE	6340
5,	Kym Carter	USA	6329
6,	Regla Cárdenas	CUB	6306
7,	Denise Lewis	GBR	6299
8,	DeDee Nathan	USA	6258

9, Urszula Włodarczyk POL 6248; 10, Kelly Blair USA 6229; 11, Nathalie Teppe FRA 6213; 12, Sharon Jaklofsky NED 6148; 13, Tiia Hautala FIN 6135; 14, Jane Jamieson AUS 6133; 15, Irina Tyukhay RUS 6112; 16, Tina Rättyä FIN 6095; 17, Remigija Nazarovienė LTU 6026; 18, Yelena Lebedyenko RUS 5920; 19, Anzhela Atroshchenko BLR 5915; 20, Karin Periginelli ITA 5613; Peggy Beer GER DNF (3865); Catherine Bond-Mills CAN DNF (3598); Manuela Marxer LIE DNF (3592); Svetlana Kazanina KAZ DNF (3614); Heike Drechsler GER DNF (2711); Dagmar Urbanková CZE DNF (2341); Sabine Braun GER DNF (2041); Magalys García CUB DNF (1877); Ma Chun-Ping TPE DNF (1678); Joanne Henry NZL DNF (1637)

The build-up to this event centred around a fascinating clash between defending champion Jackie Joyner-Kersee and Heike Drechsler, who had the world's highest heptathlon score in 1994. Neither finished the event. JJK withdrew after her moderate showing in the long jump final and Drechsler pulled out after the shot put because of a worsening spike wound she sustained in the high jump.

That event also saw the end of the bid of the 1991 champion Braun, who injured her hand when it hit an upright while she was jumping.

The high jump, by contrast, was a good event for Shouaa, who set a national record of 1.86 and improved from 24th to 5th place as a result. The Syrian, who led the 1995 world rankings after winning at the important Götzis meeting, improved further to second place overnight, 91 points behind Moskalets.

The Russian fought back with a brilliant showing in the the following day's long jump. After a foul and 6.04, she spanned 6.70 to increase her lead. The javelin, however, changed everything because the Syrian threw almost 14m further than Moskalets and so gained a lead of 48 points. Moskalets tried to cancel this advantage in their 800m heat, but Shouaa covered her break and strode past to win the race.

This was Syria's first world medal. The country's previous best showing in these championships was 24th by Shouaa herself in the 1991 heptathlon; she failed to finish in 1993.

Individual marks:

	100h	HJ	SP	200	LJ	JT	800
Shouaa	14.11	1.86	15.16	24.21	6.30	54.92	2:14.33
Moskalets	13.48	1.89	13.60	23.51	6.70	41.08	2:16.32
Ináncsi	13.61	1.83	14.73	24.38	6.53	46.66	2:16.56
Barber	13.60	1.80	11.43	24.66	6.50	52.44	2:16.54
Carter	13.88	1.80	15.45	24.03	6.13	38.54	2:10.48
Cárdenas	13.83	1.80	13.97	23.77	6.46	41.72	2:19.09
Lewis	13.52	1.74	13.24	24.97	6.57	49.70	2:19.35
Nathan	13.89	1.80	13.83	24.30	6.27	46.22	2:19.54
Włodarczyk	13.74	1.86	13.79	24.02	6.37	37.76	2:19.46
Blair	13.74	1.74	11.91	24.22	6.41	50.26	2:17.84
Teppe	14.03	1.77	13.89	25.76	6.04	56.04	2:17.79

	100h	HJ	SP	200	LJ	JT	800
Jaklofsky	13.56	1.77	12.94	24.88	6.53	41.30	2:19.06
Hautala	13.98	1.80	12.78	24.75	6.02	47.20	2:15.14
Jamieson	14.43	1.86	12.75	24.86	6.18	45.04	2:15.84
Tyukhay	13.58	1.80	14.36	24.53	6.42	40.42	2:30.13
Rättyä	14.05	1.71	13.51	24.98	6.10	47.52	2:13.41
Nazarovienė	13.98	1.74	13.42	24.81	6.04	45.38	2:18.08
Lebedyenko	13.93	1.68	13.24	24.72	6.42	40.00	2:21.90
Atroshchenko	14.01	1.77	12.99	24.20	6.12	39.20	2:24.06
Periginelli	14.49	1.71	11.46	24.93	5.56	41.16	2:13.74
Beer	13.88	1.74	13.24	24.88	4.08	DNS	
Bond-Mills	13.92	1.80	13.16	24.94	NM	DNS	
Marxer	13.83	1.74	13.23	24.40	NM	DNS	
Kazanina	15.97	1.71	12.56	25.06	NM	DNS	
Drechsler	13.86	1.80	13.12	DNS			
Urbanková	14.36	1.65	11.35	DNS			
Braun	13.41	1.80	DNS				
García	13.52	1.68	NM	DNS			
Ma	14.95	1.68	DNS				
Henry	14.73	1.62	DNS				

Athens 1997

(Aug 3/4)

1,	Sabine Braun	GER	6739
2,	Denise Lewis	GBR	6654
3,	Remigija Nazarovienė	LTU	6566
4,	Urszula Włodarczyk	POL	6542
5,	Natalya Sazanovich	BLR	6428
6,	Mona Steigauf	GER	6406
7,	DeDee Nathan	USA	6298
8,	Irina Vostrikova	RUS	6277

9, Peggy Beer GER 6259; 10, Kelly Blair USA 6253; 11, Nathalie Teppe FRA 6242; 12, Marie Collonvillé FRA 6179; 13, Tatyana Gordeyeva RUS 6084; 14, Tiia Hautala FIN 6026; 15, Joanne Henry NZL 6011; 16, Inma Clopes ESP 5631; Svetlana Moskalets RUS DNF (5354); Ma Chun-Ping TPE DNF (4128); Eunice Barber SLE DNF (3575); Svetlana Kazanina KAZ DNF (3373); Kym Carter USA DNF (2743); Athina Papasotiriou GRE DNF (1711)

With the incomparable JJK confining herself to the long jump and Shouaa unable to defend because of a severe back injury, the 1991 champion Braun – contesting her 50th heptathlon – seized the opportunity of one last major title at the age of 32. The woman destined to succeed her as European champion, Lewis, was held at bay throughout. Braun opened with a snappy 13.16 to win the hurdles and followed up with a season's best high jump, a personal best shot put and a moderate 200m to lead overnight with 4009 to 3938 by Sazanovich, 3919 by Nazarovienė and 3888 by Lewis.

Lewis moved into second place after the long jump and made further inroads in the javelin, the six-event scores being 5879 for Braun and 5797 for Lewis. The Briton would have had to finish some six seconds clear of Braun in the 800m to snatch the title, which was not a realistic target. In fact Braun overtook her in the last few strides to win by 85 points with 6739. Nazarovienė maintained third place throughout the second day.

Individual marks:

	100h	HJ	SP	200	LJ	JT	800
Braun	13.16	1.90	15.08	24.46	6.42	51.48	2:17.32
Lewis	13.43	1.84	14.55	24.13	6.47	52.70	2:17.54
Nazarovienė	13.32	1.81	15.41	24.19	6.34	43.46	2:10.51
Włodarczyk	13.55	1.81	14.16	24.48	6.63	44.18	2:09.59
Sazanovich	13.45	1.84	15.03	23.92	6.24	43.70	2:19.67
Steigauf	13.29	1.78	13.55	24.22	6.42	43.92	2:12.82
Nathan	13.55	1.81	14.03	24.58	6.26	44.54	2:17.54
Vostrikova	13.78	1.84	15.39	25.81	6.11	47.74	2:18.95
Beer	13.32	1.78	12.69	24.28	6.21	41.06	2:10.00
Blair	13.71	1.75	12.91	24.34	6.09	49.94	2:13.66
Teppe	13.87	1.81	13.23	25.87	6.14	52.82	2:14.91
Collonvillé	13.70	1.84	12.04	25.04	6.10	44.40	2:11.00
Gordeyeva	14.53	1.90	12.48	25.14	5.82	45.66	2:12.01
Hautala	13.70	1.78	12.88	25.17	6.03	41.50	2:13.98
Henry	14.11	1.72	13.89	25.24	6.17	42.48	2:14.46
Clopes	14.30	1.75	13.46	25.84	5.71	40.30	2:23.62
Moskalets	13.64	1.81	13.50	24.21	6.50	36.80	DNS
Ma	14.35	1.78	12.37	25.82	5.66	DNS	
Barber	13.53	1.81	11.60	24.82	DNS		
Kazanina	14.63	1.81	12.18	25.76	DNS		
Carter	13.79	1.75	14.37	DNF	DNS		
Papasotiriou	14.53	1.66	DNS				

Seville 1999

(Aug 21/22)

1,	Eunice Barber	FRA	6861
2,	Denise Lewis	GBR	6724
3,	Ghada Shouaa	SYR	6500
4,	Sabine Braun	GER	6497
5,	Tiia Hautala	FIN	6369
6,	Karin Ertl	GER	6317
7,	Urszula Włodarczyk	POL	6287
8,	Remigija Nazarovienė	LTU	6262

9, Marie Collonvillé FRA 6188; 10, Natalya Roshchupkina RUS 6175; 11, Shelia Burrell USA 6162; 12, Magalys García CUB 6159; 13, Irina Vostrikova RUS 6153; 14, Gertrud Bacher ITA 6055; 15, Svetlana Kazanina KAZ 5993; 16, Kateřina Nekolná CZE 5787; 17, Nicole Haynes USA 5787; 18, Catherine Bond-Mills CAN 5730; Tiffany Lott-Hogan USA DNF (4003); Irina Belova RUS DNF (3769); Rita Ináncsi HUN DNF (3546); Jane Jamieson AUS DNF (2557)

It was a shock to some that immediately after setting a French long jump record of 7.01 the former Sierra Leone athlete Barber (who had achieved six personal bests to place fourth in the 1995 World Championships heptathlon) opted to concentrate on the all-round test in Seville, but clearly she knew what she was doing. Except for the shot, she had no weaknesses and her first two events produced sensational personal bests: 12.89 hurdles into a slight wind and a 6cm improvement in the high jump to 1.93. She opened up a 185-point lead over Lewis who had a disastrous hurdles but recovered well with her highest ever jump of 1.87. However, the shot brought a dramatic turnabout for while Barber managed only 12.37 Lewis set a lifetime best of 16.12 to give her a 65-point margin. Barber, much faster over 200m, ended the day just one point clear, 3994-3993, with defending champion Braun on 3845 and Shouaa – contesting her first heptathlon since winning the 1996 Olympic title – on 3808.

Barber naturally piled up the points in the long jump (6.86) while Lewis was in big trouble until a final effort of 6.64. At first the jump was ruled a foul, but an appeal was eventually successful and Lewis was only 73 points behind. A good javelin throw would have regained the lead for Lewis but she managed only 47.44 to Barber's 49.88 and the lead increased to 120 points. Following the 800m Barber ended up 137 clear with a French record of 6861 and 7th place on the world all-time list. Lewis missed her Commonwealth record of 6736 by just 12 points. Far behind, Shouaa snatched the bronze from Braun by a 3-point margin.

Individual marks:

	100h	HJ	SP	200	LJ	JT	800
Barber	12.89	1.93	12.37	23.57	6.86	49.88	2:15.65
Lewis	13.61	1.87	16.12	24.26	6.64	47.44	2:16.87
Shouaa	14.21	1.81	15.76	24.26	6.04	54.82	2:16.20
Braun	13.39	1.81	14.67	24.33	6.17	51.59	2:17.43
Hautala	13.52	1.84	13.77	24.87	6.25	47.61	2:16.31
Ertl	13.83	1.84	13.28	24.12	6.25	45.07	2:16.08
Włodarczyk	13.71	1.81	14.55	24.20	6.08	43.27	2:15.95
Nazarovienė	13.88	1.75	14.58	24.51	6.19	43.40	2:11.35
Collonvillé	13.70	1.87	12.19	24.79	5.97	43.23	2:10.90
Roshchupkina	14.01	1.81	13.83	23.89	5.96	40.75	2:13.52
Burrell	13.28	1.66	13.00	23.52	5.86	45.35	2:11.52
García	13.79	1.72	14.09	23.98	5.73	49.82	2:17.04
Vostrikova	13.76	1.75	15.42	25.71	6.09	48.12	2:20.94
Bacher	14.02	1.72	12.95	24.70	5.87	44.71	2:08.09
Kazanina	14.25	1.75	12.77	24.80	5.85	45.01	2:11.07
Nekolná	14.15	1.63	13.04	25.00	5.73	46.59	2:15.90
Haynes	14.48	1.75	14.80	25.25	5.67	37.72	2:16.44
Bond-Mills	13.99	1.69	13.56	25.19	5.61	37.28	2:12.57
Lott-Hogan	DQ/fell	1.69	12.74	25.08	5.72	47.23	DNS
Belova	13.45	1.78	13.30	23.69	NM	DNS	
Ináncsi	14.28	1.78	14.16	25.42	NM	DNS	
Jamieson	14.34	1.72	13.30	DNS			

Edmonton 2001

(Aug 4/5)

1,	Yelena Prokhorova	RUS	6694
2,	Natalya Sazanovich	BLR	6539
3,	Shelia Burrell	USA	6472
4,	Natalya Roshchupkina	RUS	6294

5,	Karin Ertl	GER	6283
6,	Austra Skujytė	LTU	6112
7,	DeDee Nathan	USA	6073
8,	Irina Belova	RUS	6061

9, Gertrud Bacher ITA 6010; 10, Tiia Hautala FIN 6002; 11, Marie Collonvillé FRA 5887; 12, Nicole Haynes CAN 5786; 13, Margaret Simpson GHA 5748; 14, Tia Hellebaut BEL 5680; 15, Pramila Ganapathy IND 5492; Eunice Barber FRA & Svetlana Kazanina KAZ DNF; Denise Lewis GBR DNS

Heptathlon fans endured some disappointment in Edmonton, first with the scratching of Olympic Champion Denise Lewis then with the failure to finish of reigning World Champion Eunice Barber. Lewis withdrew on the eve of the event with a stomach disorder. Barber had a dream start to the contest with a 12.78 hurdles, one the quickest heptathlon times ever. She followed up with a good 1.88 high jump and then, disaster. The Frenchwoman, now coached by Bobby Kersee, fouled three times in the shot put. Her final attempt went close to the 14m line, but she overbalanced and touched the ground in front of the ring with her hand.

The event then developed into a duel between Sazanovich and Prokhorova, who had improved her high jump best by 5cm. Sazanovich's 15.90 shot made her the post-Barber leader. The wind gauge malfunction on August 4 meant that none of heptathlon scores could count as records because there was no wind reading on the 200m races. However, Burrell's 22.92 moved her up from 10th to fourth on the first day behind Sazanovich, Prokhorova and Roshchupkina.

Prokhorova closed on the leader with a 6.61 long jump, and Burrell moved into third place with her personal best of 6.45. In the javelin Sazanovich threw a personal best of 46.72, but all her advantage vanished when Prokhorova produced successive pbs of 47.12, 50.57 and 50.73. As the Russian was a strong 800m runner and Sazanovich was not, Prokhorova could afford to stroll around the 800m in 2:11.53 to guarantee the gold. For the bronze, Burrell needed to stay near to Roshchupkina. She finished ahead of the Russian and so the medal order was clear before the final scores were confirmed.

Individual marks:

	100h	HJ	SP	200	LJ	JT	800
Prokhorova	13.77	1.88	13.15	23.73w	6.61	50.73	2:11.53
Sazanovich	13.29	1.76	15.90	23.87w	6.50	46.72	2:20.87
Burrell	13.05	1.67	12.87	22.92w	6.45	48.74	2:14.24
Roshchupkina	14.12	1.79	14.74	23.41w	6.02	44.04	2:15.56
Ertl	13.56	1.82	13.83	24.91w	6.28	45.89	2:18.54
Skujytė	14.37	1.79	16.06	25.52w	6.00	46.04	2:20.78
Nathan	13.68	1.70	14.68	25.16w	6.04	46.12	2:19.05
Belova	13.86	1.73	14.12	24.66w	5.86	38.73	2:07.44
Bacher	13.94	1.70	14.03	25.10w	5.69	45.38	2:09.85
Hautala	13.79	1.79	13.32	25.52w	5.94	45.40	2:18.98
Collonvillé	13.87	1.79	11.89	25.59w	5.93	41.61	2:13.70
Haynes	14.48	1.73	14.94	26.41w	5.87	46.37	2:24.45
Simpson	14.07	1.76	11.14	25.11w	5.57	50.76	2:23.54
Hellebaut	14.60	1.85	12.84	26.54w	5.65	44.37	2:23.20
Ganapathy	14.41	1.73	11.43	25.04w	5.92	34.60	2:22.89
Barber	12.78	1.88	NM				
Kazanina	15.02	1.76	NM	25.69w	5.73	DNS	
Lewis	DNS						

Paris 2003

(Aug 23/24)

1,	Carolina Klüft	SWE	7001
2,	Eunice Barber	FRA	6755
3,	Natalya Sazanovich	BLR	6524
4,	Yelena Prokhorova	RUS	6452
5,	Denise Lewis	GBR	6254
6,	Gertrud Bacher	ITA	6166
7,	Larisa Netseporuk	EST	6154
8,	Sonja Kesselschläger	GER	6134

9, Aryiró Stratáki GRE 6077; 10, Austra Skujytė LTU 6077; 11, Svetlana Kazanina KAZ 6047; 12, Irina Butor BLR 6035; 13, Natalya Roshchupkina RUS 6034; 14, Julie Hollman GBR 6018; 15, Irina Naumenko KAZ 5971; 16, Yelena Chernyavskaya RUS 5969; 17, Liga Klavina LAT 5932; 18, Sylvie Dufour SUI 5723; Margaret Simpson GHA DNF (4393); Kim Schiemenz USA DNF (3574); Tia Hellebaut BEL DNF (3414); Svetlana Gnezdilov ISR DNF (2330)

The charismatic Klüft delighted everyone even though she was to deny France a gold medal in Paris. The Frenchwoman won the 100m hurdles from the Swede 13.05 to 13.18. That time was the first of five personal bests by Klüft. The next came with a spectacular high jump of 1.94. The 20 year-old Swede then went very near to 1.95 and was now 19 points ahead of Barber who herself jumped an excellent 1.91.

In the shot Klüft set an outdoor pb (14.19) while Barber did enough to remain in second spot. The event winner was Sazanovich, who moved up from eighth to third. This top three would remain the same for the rest of the contest. For the 200m, Klüft was ideally drawn inside Barber and she smashed her pb with 22.98. She ended the day on 4143, the second best ever first day score. Barber was 204 points adrift.

There was drama in the long jump because while Barber opened with 6.61, Klüft fouled both her first two jumps, each at around 6.80. Another foul and the Swede would put herself out of the contest. Happily for her she spanned 6.68 despite taking off about 20cm behind the foul line. Klüft's javelin of 49.90 was displayed as a personal best but she had actually thrown 50.24 one month earlier. However, she gained further ground on Barber. The Swede needed to run 2:12.21 for 7000 points; she managed 2:12.12 for 7001 and third on the world all-time list. Uniquely, she became the reigning World, World Indoor and World Junior Champion.

Individual marks:

	100h	HJ	SP	200	LJ	JT	800
Klüft	13.18	1.94	14.19	22.98	6.68	49.90	2:12.12
Barber	13.05	1.91	12.97	23.92	6.61	49.60	2:13.68
Sazanovich	13.67	1.76	16.81	24.25	6.47	44.93	2:16.53
Prokhorova	13.87	1.82	13.36	23.99	6.46	43.60	2:08.31
Lewis	13.37	1.64	15.25	24.55	6.19	49.88	2:19.58
Bacher	14.01	1.76	13.32	24.91	5.99	47.11	2:09.83
Netseporuk	13.91	1.76	13.97	24.96	6.05	50.05	2:19.76
Kesselschläger	13.34	1.76	13.77	24.94	6.17	41.57	2:17.19
Stratáki	13.93	1.79	13.34	24.69	6.03	44.27	2:18.06
Skujytė	14.44	1.76	16.35	25.76	5.86	47.57	2:18.64
Kazanina	14.44	1.73	13.23	25.06	5.91	50.17	2:12.42
Butor	13.92	1.79	12.51	24.67	5.86	46.43	2:16.72
Roshchupkina	14.32	1.70	14.53	24.21	5.85	43.22	2:12.95
Hollman	14.10	1.85	12.05	24.72	6.06	41.01	2:15.83
Naumenko	14.20	1.79	12.88	24.98	6.00	42.15	2:15.36
Chernyavskaya	13.85	1.76	12.76	25.03	5.99	37.83	2:09.38
Klavina	13.92	1.76	14.24	24.37	6.07	41.17	2:29.60
Dufour	14.06	1.67	13.34	25.24	5.62	39.83	2:12.77
Simpson	13.68	1.76	12.62	24.84	5.96	DNS	
Schiemenz	13.96	1.79	12.93	24.85	DNS		
Hellebaut	14.24	1.85	11.66	26.09	DNS		
Gnezdilov	13.62	1.55	11.36	DNS			

Helsinki 2005

Final Standings (Aug 6/7)

1,	Carolina Klüft	SWE	6887
2,	Eunice Barber	FRA	6824
3,	Margaret Simpson	GHA	6375
4,	Austra Skujytė	LTU	6360
5,	Kelly Sotherton	GBR	6325
6,	Marie Collonvillé	FRA	6248
7,	Naide Gomes	POR	6189
8,	Karin Ruckstuhl	NED	6174

9, Nataliya Dobrynska UKR 6144; 10, Sonja Kesselschläger GER 6113; 11, Jessica Zelinka CAN 6097; 12, Hyleas Fountain USA 6055; 13, Lilli Schwarzkopf GER 5993; 14, Irina Naumenko KAZ 5991; 15, Kylie Wheeler AUS 5919; 16, GiGi Miller USA 5911; 17, Aryiró Stratáki GRE 5884; 18, Simone Oberer SUI 5882; 19, Magdalena Szczepanska POL 5880; 20, Yuki Nakata JPN 5735; Karin Ertl GER DNF (4285); Janice Josephs RSA DNF (4197); Juana Castillo DOM DNF (3232); Yuliya Akulenko UKR DNF (3335); Laurien Hoos NED DNF (1881); Tatyana Alisevich BLR DNF (909)

Olympic and World Champion Klüft was suffering an ankle injury, while her principle rival Barber was, for once, injury free. Barber took an expected lead in the opening event, scoring 1133 with her 12.94 into a slight wind (-0.4) while Klüft ran 13.19 (1096). Barber, an excellent high jumper, cleared 1.91, while Klüft, a 1.94 jumper, was restricted to 1.82. The Swede reacted by throwing a lifetime best in the shot with 15.02, while Barber managed 13.20, which reduced the deficit from 153 points to 32. Skujytė, the biggest competitor (1.88/75kg), led the shot with an excellent 16.61. Curiously Barber and Klüft were seeded in separate races in the 200m, with Barber running 24.01 (-1.0) while Klüft had to deal with a 2.5 headwind when clocking 23.70. Barber

now led by two points with 3973, with Sotherton in third after a good 23.94 in the 200m. In the long jump Barber leapt a good 6.75, but Klüft reached 6.87. Barber fought back in the javelin, overtaking Klüft's 47.20 with her last throw of 48.24 to leave the margin at just 18 points. Simpson, the smallest competitor at 1.62/53kg threw a stunning Ghanaian record of 56.36 to move from 10th to third. Barber led Klüft in the 800m until the last 100m, when the Swede got free to edge her 2:08.89 to 2:11.94 and by 63 points in total, with Simpson holding off Skujytė and Sotherton for third. A French protest at Klüft's first round long jump, which certainly looked to be over the board, was denied, but Klüft's second best jump of 6.75, worth 40 points less, would still have got her home the winner. Barber in her seventh world heptathlon appearance won her third medal, with the top two repeating the same positions from Paris and Klüft producing a championship best day two score of 2916.

Individual marks:

	100h	HJ	SP	200	LJ	JT	800
Klüft	13.19	1.82	15.02	23.70	6.87	47.20	2:08.89
Barber	12.94	1.91	13.20	24.01	6.75	48.24	2:11.94
Simpson	13.55	1.79	13.33	24.94	6.09	56.36	2:17.02
Skujytė	14.22	1.82	16.61	25.31	6.12	48.82	2:17.48
Sotherton	13.33	1.82	13.38	23.94	6.41	33.09	2:07.96
Collonvillé	13.73	1.85	12.36	25.44	6.30	45.65	2:11.74
Gomes	13.88	1.79	14.00	25.18	6.47	41.36	2:16.31
Ruckstuhl	13.48	1.79	13.19	24.66	6.52	36.84	2:16.17
Dobrynska	14.02	1.85	15.20	25.90	5.98	44.51	2:18.05
Kesselschläger	13.98	1.79	14.04	25.81	6.16	45.93	2:16.23
Zelinka	13.52	1.70	13.64	24.13	5.82	42.42	2:11.15
Fountain	13.60	1.79	11.95	24.60	6.50	40.70	2:22.98
Schwarzkopf	13.95	1.76	12.99	25.68	5.87	46.19	2:12.24
Naumenko	14.07	1.76	13.74	25.24	6.15	39.30	2:14.27
Wheeler	14.32	1.76	12.96	25.12	6.18	37.53	2:12.33
Johnson	13.45	1.70	12.51	24.19	5.92	38.14	2:15.69
Stratáki	13.96	1.73	13.05	25.56	5.93w	44.10	2:16.77
Oberer	13.77	1.82	11.96	25.52	5.99	37.39	2:14.02
Szczepanska	14.22	1.73	14.04	25.96	5.70w	46.96	2:15.61
Nakata	13.99	1.70	11.03	25.58	6.06	44.69	2:18.52
Ertl	13.84	1.73	13.48	25.03	5.67	DNS	
Josephs	13.56	1.58	12.06	24.19	5.89	DNS	
Castillo	14.30	1.67	13.09	26.61	DNS		
Akulenko	14.42	1.64	13.82	25.41	DNS		
Hoos	13.67	1.70	DNS				
Alisevich	14.50	DNS					

Osaka 2007

Final Standings (Aug 24/25)

1,	Carolina Klüft	SWE	7032
2,	Lyudmila Blonska	UKR	6832
3,	Kelly Sotherton	GBR	6510
4,	Jessica Ennis	GBR	6469
5,	Lilli Schwarzkopf	GER	6439
6,	Austra Skujytė	LTU	6380
7,	Jennifer Oeser	GER	6378
8,	Nataliya Dobrynska	UKR	6327

9, Marie Collonvillé FRA 6244; 10, Anna Bogdanova RUS 6243; 11, Ida Marcussen NOR 6226; 12, Kylie Wheeler AUS 6184; 13, Sonja Kesselschläger GER 6149; 14, Jolanda Keizer NED 6102; 15, Karolina Tyminska POL 6092; 16, Yvonne Wisse NED 6056; 17, Aiga Grabuste LAT 6019; 18, Aryiró Stratáki GRE 5999; 19, Olga Kurban RUS 5998; 20, Linda Züblin SUI 5995; 21, Kamila Chudzik POL 5926; 22, Simone Oberer SUI 5922; 23, Yuki Nakata JPN 5869; 24, Irina Naumenko KAZ 5848; 25, Diana Pickler USA 5838; 26, Salla Rinne FIN 5813; 27, Sylvie Dufour SUI 5805; 28, Vasilikí Delinikóla GRE 5745; 29, Jessica Samuelsson SWE 5745; 30, Kaie Kand EST 5616; 31, Lucimara da Silva BRA 5601; 32, Gretchen Quintana CUB 4954; Gi-Gi Johnson USA DNF (4477); Karin Ruckstuhl NED DNF (3721); Hyleas Fountain USA DNF (3616); Tatyana Chernova RUS DNF (3566); Antoinette Nana Djimou FRA DNF (3471); Margaret Simpson GHA DNF (1926); Hanna Melnychenko UKR DNF (0)

With 18 consecutive wins in the event, Klüft was a consensus choice with the "experts" to win the world title. Though behind Ennis after the first event, she equalled her best of 13.15, and she set a personal and World Championship heptathlon high jump best of 1.95. Her first day score of 4162 was almost 150 points ahead of Blonska (4014), with Sotherton (3989) just ahead of Ennis (3942).

Klüft reached a fine 6.85 in the long jump, losing 10 points to Blonska's 6.88, and a 47.98 javelin saw her with more than 6100 points with one event to go. A solid 2:12.58 enabled her to break the European record of 7007, which had stood since 1989, by 25 points. Behind her Blonska was a clear second with 6832, while Sotherton, who needed to beat Skujytė by three seconds to win the bronze, did so by 12 seconds, and held off teammate Ennis by 41 points with 6510. Klüft's lifetime best gave her an unprecedented third consecutive world title, while still only 24 years old.

Individual marks:

	100h	HJ	SP	200	LJ	JT	800
Klüft	13.15	1.95	14.81	23.38	6.85	47.98	2:12.56
Blonska	13.25	1.92	14.44	24.09	6.88	47.77	2:16.68
Sotherton	13.21	1.86	14.14	23.40	6.68	31.90	2:11.58
Ennis	12.97	1.89	11.93	23.15	6.33	38.07	2:11.39
Schwarzkopf	13.54	1.83	13.00	25.08	6.17	54.44	2:12.76
Skujytė	14.34	1.80	17.03	25.39	6.28	52.63	2:23.64
Oeser	13.51	1.83	14.21	24.41	6.25	43.10	2:13.85
Dobrynska	13.89	1.77	16.31	24.91	6.12	46.22	2:16.35
Collonvillé	13.63	1.83	12.12	25.01	6.67	39.32	2:12.68
Bogdanova	13.71	1.83	13.33	25.00	6.46	39.91	2:13.72
Marcussen	14.16	1.68	13.00	24.59	6.47	51.02	2:13.69
Wheeler	13.87	1.80	13.00	24.44	6.42	38.49	2:12.81
Kesselschläger	13.55	1.80	14.25	25.49	6.20	42.91	2:18.81
Keizer	13.83	1.77	14.23	24.43	5.90	43.48	2:17.61
Tyminska	14.09	1.71	13.25	24.02	6.34	35.97	2:08.27
Wisse	13.55	1.80	12.54	24.40	5.98	37.73	2:12.52
Grabuste	13.84	1.77	13.04	24.98	6.02	45.76	2:19.97
Stratáki	14.02	1.68	14.06	25.26	6.15	44.73	2:16.06
Kurban	13.90	1.71	13.16	24.45	6.20	40.55	2:16.48
Züblin	13.63	1.65	12.43	24.75	5.98	49.85	2:16.72
Chudzik	14.27	1.71	13.31	25.00	5.84	52.03	2:23.03
Oberer	13.62	1.80	12.20	25.66	6.04	40.60	2:16.67
Nakata	13.82	1.74	11.31	25.28	6.16	43.26	2:17.61
Naumenko	14.22	1.74	12.90	24.99	6.21	39.53	2:20.52
Pickler	13.34	1.74	11.22	24.61	6.01	39.62	2:20.63
Rinne	13.64	1.74	14.25	25.76	5.87	48.03	2:36.05
Dufour	14.10	1.74	13.65	25.45	5.70	39.75	2:14.46
Delinikóla	13.75	1.71	13.43	24.06	5.97	42.19	2:31.23
Samuelsson	14.17	1.65	13.56	24.01	5.88	37.30	2:13.34
Kand	14.22	1.68	12.69	25.84	5.75	38.33	2:13.63
da Silva	13.75	1.74	10.36	25.14	5.96	37.87	2:22.16
Quintana	13.77	1.68	12.71	24.22	6.12	34.31	DQ
Johnson	13.27	1.59	13.36	23.77	6.21	DNS	
Fountain	13.66	1.77	12.29	24.13	NM		
Ruckstuhl	13.28	1.74	13.99	24.41	DNS		
Chernova	13.71	1.80	13.49	25.88	DNS		
Djimou	13.87	1.71	13.44	25.41	DNS		
Simpson	13.69	1.74	DNS				
Melnychenko	DNF						

Berlin 2009

Final Standings (Aug 15/16)

1,	Jessica Ennis	GBR	6731
2,	Jennifer Oeser	GER	6493
3,	Kamila Chudzik	POL	6471
4,	Nataliya Dobrynska	UKR	6444
5,	Lyudmyla Yosypenko	UKR	6416
6,	Hanna Melnychenko	UKR	6414
7,	Antoinette Nana Djimou Ida	FRA	6323
8,	Tatyana Chernova	RUS	6288

9, Julia Mächtig GER 6265; 10, Sharon Day USA 6126; 11, Diana Pickler USA 6086; 12, Marisa De Aniceto FRA 6049; 13, Aiga Grabuste LAT 6033; 14, Louise Hazel GBR 6008; 15, Brianne Theisen CAN 5949; 16, Linda Züblin SUI 5934; 17, Jessica Samuelsson SWE 5885; 18, Kaie Kand EST 5760; 19, Aryiró Stratáki GRE 5748; 20, Yvonne Wisse NED 5704; 21, Yuliya Tarasova UZB 5658; 22, Nadja Casadei SWE 5598; 23, Eliška Klučinová CZE 5505; 24, Bettie Wade USA 5134; 25, Ida Marcussen NOR 5014; 26, Sushmitha Singha Roy IND 4983; Karolina Tyminska POL DNF (3663); Lilli Schwarzkopf GER DNF (2666); Sara Aerts BEL DNF (1888)

Ennis, world leader with 6587, quickly put her stamp on the competition with a run of 12.93 in the hurdles, to take a lead of 76 points over Djimou's 13.44. This was the closest that anyone would get to the 24 year-old Briton. Despite measuring only 1.64, Ennis won the high jump, clearing 1.92. Olympic Champion Dobrynska won the shot with 15.82 to move into second spot (5932), as Ennis produced her one personal best of the competition – 14.14 – to keep the lead at 138. Ennis was again best in the 200 with 23.25, and led Dobrynska overnight by 307 points, with Oeser (3814) leading a cast of five within 60 points of the Ukrainian.

Chudzik had the best long jump with 6.55, as Oeser (6.42) and Dobrynska (6.41) both jumped further than Ennis (6.29). Chudzik moved into second (5628) with a javelin throw of 48.72, 37 points ahead of Oeser, while Ennis's 43.54 kept her 171 points ahead. Oeser pleased the crowd by beating Chudzik 2:14.34 to 2:18.58, overtaking the Pole for the silver medal with a personal best 6493, while Ennis beat them both with 2:12.22 to win by 238 points in a lifetime best of 6731.

Individual marks:

	100h	HJ	SP	200	LJ	JT	800
Ennis	12.93	1.92	14.14	23.25	6.29	43.54	2:12.22
Oeser	13.62	1.83	14.29	24.30	6.42	46.70	2:14.34
Chudzik	13.50	1.74	15.10	24.33	6.55	48.72	2:18.58
Dobrynska	13.85	1.83	15.82	25.02	6.41	43.29	2:13.22
Yosypenko	13.64	1.86	13.01	23.86	6.20	46.87	2:14.84
Melnychenko	13.60	1.83	13.70	24.11	6.43	42.24	2:12.85
Nana Djimou Ida	13.44	1.77	14.04	24.83	6.32	47.93	2:17.72
Chernova	13.58	1.74	12.43	24.13	6.50	41.88	2:09.11
Mächtig	14.40	1.83	15.21	24.39	6.36	40.70	2:17.07
Day	13.90	1.89	13.42	25.15	5.69	44.14	2:13.84
Pickler	13.50	1.77	12.40	24.75	6.24	41.13	2:15.60
De Aniceto	13.78	1.77	12.21	25.32	5.97	48.39	2:14.80
Grabuste	13.78	1.71	13.26	25.49	6.40	43.52	2:17.43
Hazel	13.60	1.71	11.62	24.19	6.13	43.51	2:15.85
Theisen	13.69	1.77	11.07	24.62	5.82	43.84	2:12.62
Züblin	13.75	1.62	13.16	25.04	5.69	53.01	2:17.01
Samuelsson	13.96	1.68	13.56	24.71	5.90	37.15	2:10.34
Kand	13.99	1.71	12.83	26.07	5.99	37.68	2:11.92
Stratáki	14.17	1.71	12.93	25.93	5.87	42.87	2:16.72
Wisse	13.66	1.68	12.53	24.78	5.87	33.82	2:15.58
Tarasova	14.23	1.68	12.92	24.60	6.23	40.88	2:35.05
Casadei	14.40	1.68	12.92	24.92	5.78	32.30	2:12.66
Klučinová	14.89	1.71	13.40	26.17	5.78	41.19	2:23.79
Wade	13.79	1.80	NM	24.98	6.18	36.70	2:25.50
Marcussen	14.61	1.65	12.71	25.59	NM	50.02	2:13.81
Roy	14.56	1.62	11.15	25.65	5.43	36.03	2:36.13
Tyminska	13.67	1.71	13.75	23.87	DNS		
Schwarzkopf	13.80	1.74	13.43	DNS			
Aerts	13.45	1.68	DNS				

HEPTATHLON

Multiple Medallists:

3	Sabine Braun	GER	91-1, 93-2, 97-1
	Eunice Barber	FRA	99-1, 03-2, 05-2
	Carolina Klüft	SWE	03-1, 05-1, 07-1
2	Jackie Joyner/Kersee	USA	87-1, 93-1
	Ghada Shouaa	SYR	95-1, 99-3
	Denise Lewis	GBR	97-2, 99-2
	Natalya Sazanovich	BLR	01-2, 03-3

Most Placings in Top Eight:

4	Braun		91-1, 93-2, 97-1, 99-4
	Urszula Wlodarczyk	POL	91-6, 93-5, 97-4, 99-7
	Barber	SLE/FRA	95-4, 99-1, 03-2, 05-2
	Lewis		95-7, 97-2, 99-2, 03-5
3	DeDee Nathan	USA	95-8, 97-7, 01-7
	Sazanovich		97-5, 01-2, 03-3
	Austra Skujyté	LTU	01-6, 05-4, 07-6

Most Appearances:

7	Barber	93-dnf, 95-4, 97-dnf, 99-1, 01-dnf, 03-2, 05-2
6	Braun	87-18, 91-1, 93-2, 95-dnf, 97-1, 99-4

National Placings:

	1	2	3	4	5	6	7	8	Points
GER	3	3	1	3	2	3	2	2	89
GBR	1	2	1	1	2	-	1	-	43
USA	2	-	2	-	1	1	2	1	40
RUS	1	1	-	2	-	-	-	3	28
FRA	1	2	-	-	-	1	1	-	27
SWE	3	-	-	-	-	-	-	-	24
BLR	-	1	2	-	1	-	-	-	23
UKR	-	1	-	1	1	1	-	1	20
POL	-	-	1	1	1	1	1	-	20
URS	-	1	1	-	-	1	1	1	19
LTU	-	-	1	1	-	2	-	1	18
SYR	1	-	1	-	-	-	-	-	14
ROU	-	1	-	-	1	-	-	-	11
BUL	-	-	-	1	1	-	-	-	9

Heptathlon, continued

	1	2	3	4	5	6	7	8	Points
FIN	-	-	-	1	1	-	-	-	9
GHA	-	-	1	-	-	-	-	-	6
HUN	-	-	1	-	-	-	-	-	6
SLE	-	-	-	1	-	-	-	-	5
ALG	-	-	-	-	1	-	-	-	4
AUS	-	-	-	-	-	-	2	-	4
CUB	-	-	-	-	-	1	-	-	3
ITA	-	-	-	-	-	1	-	-	3
EST	-	-	-	-	-	-	1	-	2
POR	-	-	-	-	-	-	1	-	2
NED	-	-	-	-	-	-	-	2	2
CHN	-	-	-	-	-	-	-	1	1
Totals	**12**	**12**	**12**	**12**	**12**	**12**	**12**	**12**	**432**

10 Kilometres Walk — Rome 1987

(Sep 1)

1,	Irina Strakhova	URS	44:12
2,	Kerry Saxby	AUS	44:23
3,	Yan Hong	CHN	44:42
4,	Mari Cruz DÍaz	ESP	44:48
5,	Yelena Nikolayeva	URS	44:54
6,	Monica Gunnarsson	SWE	45:09
7,	Jin Bingjie	CHN	45:24
8,	Ann Peel	CAN	45:27

9, Reyes Sobrino ESP 45:37; 10, Dana Vavracová TCH 46:10; 11, Ann Jansson SWE 46:15; 12, Susan Cook AUS 46:20; 13, Lisa Langford GBR 46:23; 14, Janice McCaffrey CAN 46:41; 15, Lynn Weik USA 46:51; 16, Beate Anders GDR 47:00; 17, Maria Luz Colín MEX 47:23; 18, Giuliana Salce ITA 47:28; 19, Sari Essayah FIN 47:30; 20, Debbi Lawrence USA 47:31; 21, Alison Baker CAN 47:48; 22, Suzanne Griesbach FRA 48:06; 23, Sirkka Oikarinen FIN 48:25; 24, Maryanne Torrellas USA 48:27; 25, Beverley Allen GBR 48:50; 26, Sølvi Furnes NOR 49:18; 27, Graciela Mendoza MEX 49:46; 28, Hideko Hirayama JPN 49:50; 29, Emilia Cano ESP 50:11; 30, Nirva Hämäläinen FIN 52:03

Did not finish: Lorraine Jachno AUS, Barbara Kollorz FRG & Maria Grazia Orsani ITA

Disqualified: Guan Ping CHN & Olga Krishtop URS

Irina Strakhova coped best with the 86% humidity to take the first ever championship walking gold medal at this level. The 28 year-old Soviet raced conservatively, clocking 23:21 for the first half before coming home in 20:51. Even so, she was being led by Guan Ping, who was subsequently disqualified outside the stadium. The silver went to Saxby, who was in front at halfway in 22:32.

Several walkers collapsed close to the finish, victims of the difficult conditions.

Tokyo 1991

(Aug 24)

1,	Alina Ivanova	URS	42:57
2,	Madelein Svensson	SWE	43:13
3,	Sari Essayah	FIN	43:13
4,	Irina Strakhova	URS	43:40
5,	Kerry Saxby	AUS	44:02
6,	Graciela Mendoza	MEX	44:03
7,	Ileana Salvador	ITA	44:09
8,	Chen Yueling	CHN	44:11

9, Anna-Rita Sidoti ITA 44:18; 10, Beate Anders GER 44:35; 11, Katrin Born GER 44:39; 12, Katarzyna Radtke POL 44:42; 13, Maria Rósza HUN 45:00; 14, Andrea Alföldi HUN 45:22; 15, Mari Cruz Díaz ESP 45:23; 16, Emilia Caño ESP 45:32; 17, Susana Feitór POR 45:37; 18, Maricela Chávez MEX 45:54; 19, Debbi Lawrence USA 45:58; 20, Betty Sworowski GBR 45:59; 21, Pascale Grand CAN 46:17; 22, Sun Yan CHN 46:21; 23, Andrea Brückmann GER 46:23; 24, Janice McCaffrey CAN 46:33; 25, Lynn Weik USA 46:49; 26, Ivana Brozmanová TCH 46:59; 27, Victoria Herazo USA 47:10; 28, Tina Poitras CAN 47:22; 29, Reyes Sobrino ESP 47:31; 30, Yuko Sato JPN 47:37; 31, Zuzana Zemkova TCH 47:41; 32, Kamila Holpuchová TCH 48:06; 33, María Luz Colín MEX 48:27; 34, Viera Toporek AUT 48:31; 35, Hideko Hirayama JPN 48:35; 36, Isilda Gonçalves POR 48:35; 37, Fusako Masuda JPN 48:52; 38, Helen Elleker GBR 48:56; 39, Julie Drake GBR 49:47; 40, Hasiati Lawole INA 50:26; 41, Magdalena Guzmán ESA 53:44

Disqualified: Yelena Sayko URS

The first gold medal of the Tokyo World Championships went to a woman who had been disqualified in 1991's other big walking event, the IAAF World Cup.

Alina Ivanova was one of a group of 10 at halfway, before making a break at 7Km. Chen tried to follow, but received two warnings and fell back. Ivanova was followed into the stadium by the Nordic paring of Svensson and Essayah, with defending champion Strakhova next.

Stuttgart 1993

(Aug 14)

1,	Sari Essayah	FIN	42:59
2,	Ileana Salvador	ITA	43:08
3,	Encarna Granados	ESP	43:21
4,	Elisabetta Perrone	ITA	43:26
5,	Beate Anders	GER	43:28
6,	Katarzyna Radtke	POL	43:33
7,	Yelena Nikolayeva	RUS	43:47
8,	Yelena Sayko	RUS	43:56

9, Anna-Rita Sidoti ITA 44:13; 10, Maria Rósza HUN 44:17; 11, Susana Feitór POR 45:06; 12, Yelena Arshintseva RUS 45:17; 13, Tatyana Ragozina UKR 45:24; 14, Andrea Alföldi HUN 45:57; 15, Katrin Born GER 46:11; 16, Miriam Ramón ECU 46:13; 17, Natalya Misyulya BLR 46:22; 18, Lisa Sheridan IRL 46:31; 19, Yuko Sato JPN 46:41; 20, Ildiko Ilyés HUN 46:45; 21, Yuka Kamioka JPN 46:48; 22, Teresa Vaill USA 46:58; 23, Vicky Lupton GBR 47:03; 24, Alison Baker CAN 47:20; 25, Kamila Holpuchová TCH 47:24; 26, Yuliya Lisnik MDA 47:41; 27, Janice McCaffrey CAN 47:45; 28, María Colín MEX 47:51; 29, Verity Larby GBR 47:54; 30, Zuzana Zemková SVK 47:56; 31, Sonata Buksnienė LTU 48:03; 32, Liliana Bermeo COL 48:08; 33, Gabrielle Blythe AUS 48:23; 34, Tina Poitras CAN 48:24; 35, Simone Thust GER 48:38; 36, Hilde Gustafsen NOR 48:39; 37, Debbi Lawrence USA 48:53; 38, Kada Delić BIH 49:06; 39, Kjersti Tysse NOR 49:08; 40, Maricela Chavez MEX 49:18; 41, Linn Murphy NZL 49:24; 42, Julie Drake GBR 50:22; 43, Sara Standley USA 51:01; 44, Magdalena Guzman ESA 51:01; 45, Dounia Kara ALG 51:33; 46, Helen Low Guan Hoon SIN 54:07; 47, Perri Williams IRL 55:24

Disqualified: (r230.6a) Liu Hongyu CHN, Eva Machuca MEX, Madelein Svensson SWE, Yan Wang CHN & Kerry Saxby-Junna AUS

Did not start: Shushanik Dolmazyan ARM

The first of Stuttgart's golds, and the first of the Mercedes car prizes, went to a 26 year-old Finn who was walking in her third world championship. Nineteenth in 1987, third in 1991, Sari Essayah took the lead at around 7Km following the disqualification of Svensson, the 1991 silver medallist.

The Finn speeded up thereafter, and started lapping the field. The second half of the race took her just 21:05. It was no surprise to see the experienced Salvador take a silver, but Granados was an unexpected bronze medallist in a new Spanish record.

"It was an extraordinary race," said the winner. "When Madelein [Svensson] began pulling away I thought 'I must not let her go'. And then suddenly I was in the lead."

Gothenburg 1995

(Aug 11)

1,	Irina Stankina	RUS	42:13
2,	Elisabetta Perrone	ITA	42:16
3,	Yelena Nikolayeva	RUS	42:20
4,	Sari Essayah	FIN	42:20
5,	Larisa Ramazanova	RUS	42:25
6,	Rossella Giordano	ITA	42:26
7,	Maria Urbánik	HUN	42:34
8,	Liu Hongyu	CHN	42:46

9, Kerry Saxby-Junna AUS 43:06; 10, Beate Gummelt GER 43:15; 11, Gu Yan CHN 43:27; 12, Valentina Tsybulskaya BLR 43:34; 13, Annarita Sidoti ITA 44:06; 14, Olga Kardapoltseva BLR 44:07; 15, Michelle Rohl USA 44:17; 16, Encarna Granados ESP 44:19; 17, Susana Feitór POR 44:25; 18, Natalya Misyulya BLR 44:27; 19, Graciela Mendoza MEX 44:44; 20, Norica Cimpean ROU 44:46; 21, Tina Poitras CAN 45:02; 22, Teresa Vaill USA 45:02; 23, Aniko Szebenszky HUN 45:03; 24, Debbi Lawrence USA 45:03; 25, Miriam Ramón ECU 45:04; 26, María Vasco ESP 45:05; 27, Anita Liepiņa LAT 45:12; 28, Maya Sazanova KAZ 45:13; 29, Simone Thust GER 45:24; 30, Janice McCaffrey CAN 45:41; 31, Francisca Martínez MEX 45:55; 32, Sonata Milušauskaitė LTU 45:55; 33, Deirdre Gallagher IRL 46:00; 34, Anne Manning AUS 46:04; 35, Lisa Langford GBR 46:06; 36, Marta Zukowska POL 46:14; 37, Rosario Sánchez MEX 46:54; 38, Kamila Holpuchová CZE 47:12; 39, Kada Delić BIH 47:43; 40, Kjersti Tysse NOR 47:57; 41, Giovanna Morejón BOL 48:18

Did not finish: Tatyana Ragozina UKR

Disqualified: (r230.6a) Katarzyna Radtke POL, Gao Hongmiao CHN & Kathrin Boyde GER

At 18 years 135 days, Stankina replaced Ismael Kirui as the youngest ever world champion of the time. She beat a strong field which produced the quickest times ever for places between third and fifteenth. Twelve walkers were in contention at halfway with Perrone forcing the pace (21:21 at 5Km).

The drama started in the final 2Km when Perrone, Stankina and World Cup winner Gao moved clear.

Gao was abruptly disqualified outside the stadium, leaving Stankina to win from Perrone and Nikolayeva, who suddenly and controversially caught the defending champion Essayah in the final two strides of the race.

10,000 Metres Walk — Athens 1997

Final (Aug 7)

1,	Annarita Sidoti	ITA	42:55.49
2,	Olga Kardopoltseva	BLR	43:30.20
3,	Valentina Tsybulskaya	BLR	43:49.24
4,	Liu Hongyu	CHN	43:56.86
5,	Erica Alfridi	ITA	43:59.73
6,	Aniko Szebenszky	HUN	44:14.94
7,	Gu Yan	CHN	44:24.17
8,	Anita Liepiņa	LAT	45:00.56

9, Yelena Nikolayeva RUS 45:01.90; 10, Elisabetta Perrone ITA 45:16.64; 11, Maria Urbánikné-Rosza HUN 45:36.57; 12, Wang Yan CHN 46:21.69; 13, Svetlana Tolstaya KAZ 47:09.51; 14, Yuka Mitsumori JPN 47:24.22; Larisa Khmelnitskaya BLR & Beate Gummelt GER DNF; Maya Sazonova KAZ DQ (r230.6a); Irina Stankina RUS DQ (r230.6a); Olga Panfyorova RUS DQ (r230.6a); Olimpiada Ivanova RUS DQ (r40.1) (43:07.63)

For the first and last time the women's walk was contested in these championships as a 10,000m track event; from 1999 it would be 20Km on the road. Sidoti, the 1990 European champion who only came into the Italian team as a reserve, became the smallest of all world champions (she is just 1.50m or 4ft 11in tall) as she led from the second kilometre onwards for victory in 42:55.49 ... somewhat quicker than the 45:02.8 which won the last men's Olympic race at this distance on the track in 1952! Sidoti covered the first half in 21:23.72, the second in 21:31.77. Defending champion Stankina, the only opponent to stay close to Sidoti after halfway, was disqualified at 8Km. Her Russian colleagues had a disastrous time also: Ivanova, who crossed the line in second place, was later stripped of her medal and banned for two years after testing positive for Stanozolol, and Olympic Champion Nikolayeva placed no higher than ninth.

First Round (First 8 & 4 fastest to final) (Aug 4)

Heat 1: 1, Liepiņa 44:07.88; 2, Urbánikné-Rosza 44:13.76; 3, Kardopoltseva 44:16.00; 4, Nikolayeva 44:16.08; 5, Khmelnitskaya 44:18.49; 6, Wang 44:18.50; 7, Sidoti 44:19.33; 8, Panfyorova 44:22.63; 9, Svetlana Tolstaya KAZ 44:32.34; 10, Graciela Mendoza MEX 44:51.81; 11, Susana Feitór POR 45:00.77; 12, Celia Marcén ESP 45:09.85; 13, Ildikó Ilyés HUN 45:18.02; 14, Ivonne Varas MEX 47:03.18; 15, Hanne Liland NOR 47:51.23; 16, Valérie Nadaud FRA 47:52.90; 17, Kathrin Boyde GER 48:01.28; 18, Hristina Kokotou GRE 48:52.36; 19, Aida Isayeva AZE 50:44.62; Geovana Irusta BOL DQ (r230.6a); Annastasia Baj MAS DQ (r230.6a)

Heat 2: 1, Alfridi 44:32.04; 2, Perrone 44:32.06; 3, Stankina 44:32.17; 4, Szebenszky 44:32.22; 5, Tsybulskaya 44:32.24; 6, Liu 44:32.47; 7, Sazonova 44:33.48; 8, Gu 44:36.17; 9, Gummelt 44:37.78; 10, Mitsumori 44:43.99; 11, Tina Poitras CAN 45:18.76; 12, Jane Saville AUS 46:12.76; 13, Nathalie Fortain FRA 46:28.58; 14, Nora Leksir FRA 47:15.15; 15, Valentina Savchuk UKR 47:47.57; 16, Francisca Martínez MEX 48:29.81; 17, Miriam Ramón ECU 48:39.75; Cheng Tong Lean MAS DQ (r230.6a); Victoria Herazo USA DQ (r230.6a); Ivanova DQ (r40.1) (44:31.98)

20 Kilometres Walk — Seville 1999

(Aug 27)

1,	Liu Hongyu	CHN	1:30:50
2,	Wang Yan	CHN	1:30:52

3,	Kerry Saxby-Junna	AUS	1:31:18
4,	Susana Feitór	POR	1:31:23
5,	Katarzyna Radtke	POL	1:31:34
6,	Erica Alfridi	ITA	1:32:04
7,	Jane Saville	AUS	1:32:13
8,	Maya Sazonova	KAZ	1:32:19

9, Kjersti Plätzer NOR 1:32:42; 10, María Vasco ESP 1:33:35; 11, Claudia Iovan ROU 1:33:46; 12, Yelena Nikolayeva RUS 1:34:10; 13, Hristina Deskou GRE 1:34:39; 14, Natalya Misyulya BLR 1:35:03; 15, Gao Hongmiao CHN 1:35:07; 16, Yuan Yufang MAS 1:35:31; 17, Irina Stankina RUS 1:35:42; 18, Kristina Saltanovič LTU 1:35:51; 19, Svetlana Tolstaya KAZ 1:35:54; 20, Nora Leksir FRA 1:36:17; 21, Elisabetta Perrone ITA 1:36:24; 22, Mária Urbanik-Rosza HUN 1:36:48; 23, Fatiha Ouali FRA 1:36:57; 24, Yuka Mitsumori JPN 1:37:13; 25, María Guadalupe MEX 1:37:31; 26, Teresa Linares ESP 1:37:51; 27, Rossella Giordano ITA 1:38:06; 28, Anikó Szebenszky HUN 1:38:27; 29, Jolanta Dukure LAT 1:38:34; 30, Sonata Milušauskaitė LTU 1:39:56; 31 Susan Armenta USA 1:40:20; 32, Gillian O'Sullivan IRL 1:40:33; 33, Melanie Seeger GER 1:40:51; 34, Maria del Rosario Sánchez MEX 1:41:04; 35, Teresita Collado GUA 1:41:12; 36, Geovana Irusta BOL 1:41:17; 37, Hristina Kokotou GRE 1:42:50; 38, Danielle Kirk USA 1:43:27; 39, Kim Mi-Jung KOR 1:46:36

Did not finish: Larisa Khmelnitskaya BLR, Celia Marcén ESP, Mónika Pesti HUN, Annarita Sidoti ITA, Norica Cimpean ROU, Susan Vermeulen RSA & Valentina Savchuk UKR

Disqualified: (r230.6a) Olga Kardopoltseva BLR, Ivis Martínez ESA, Graciela Mendoza MEX, Natalya Fedoskina RUS & Joanne Dow USA

China's only medals of the championships came here as Liu Hongyu and Wang Yan entered the stadium well clear of the rest and just two strides apart. Covering the final 5 kilometres in a vicious 22:11, Liu (24) won the inaugural world title at this distance. She had already won the World Cup race earlier in the year in 1:27:32, just 2 sec outside the world record she shared. Wang, who became the youngest ever world record breaker when setting 5000m figures in 1986, aged 14, added a silver to her Olympic bronze of 1996.

The bronze went to a real veteran in 38 year-old Junna-Saxby, 12 years after taking silver; although she thought she was fourth when she finished. Fedoskina, who set a world junior best of 1:27:35 for second in the World Cup, was disqualified when in third place just seven minutes from the finish, while defending champion Sidoti was a non-finisher due to stomach trouble.

Edmonton 2001

(Aug 9)

1,	Olimpiada Ivanova	RUS	1:27:48
2,	Valentina Tsybulskaya	BLR	1:28.49
3,	Elisabetta Perrone	ITA	1:28.56
4,	Erica Alfridi	ITA	1:29:48
5,	Maria Vascó	ESP	1:30:19
6,	Norica Cîmpean	ROU	1:30:39
7,	Melanie Seeger	GER	1:30:41
8,	Annarita Sidoti	ITA	1:31:40

9, Guadalupe Sánchez MEX 1:32:27; 10, Victoria Palacios MEX 1:33:52; 11, Athiná Papagianni GRE 1:34:56; 12, Nevena Mineva-Dimitrova BUL 1:35:18; 13, Olive Loughnane IRL 1:35:24; 14, Kim Mi-Jung KOR 1:35:30; 15, Vira Zozulya UKR 1:35:32; 16, Geovana Irusta BOL 1:36:50; 17, Anne Haaland Simonsen NOR 1:37:11; 18, Sonata Milušauskaitė LTU 1:37:33; 19, Debbi Lawrence USA 1:37:57; 20, Karen Foan CAN 1:38:09; 21, Sofia Avoila POR 1:39:10; 22, Mara Ibañez MEX 1:39:26; 23, Fatiha Ouali FRA 1:40:16; 24, Kaori Nikaido JPN 1:40:57; 25, Jill Zenner USA 1:42:43; 26, Teresita Collado GUA 1:42:43; 27, Angela Keogh NFI 2:08:46

Disqualified: (r230.6a) Natalya Fedoskina RUS, Susana Feitór POR, Ines Henriques POR, Hristína Kokótou GRE, Liu Hongyu CHN, Yelena Nikolayeva RUS, Gillian O'Sullivan IRL, Kjersti Plätzer NOR, Michelle Rohl USA, Jane Saville AUS, Kerry Saxby-Junna AUS, Maya Sazonova KAZ, Sun Chunfang CHN, Ryoko Tadamasa JPN & Svetlana Tolstaya KAZ

Ivanova, disqualified after winning silver in 1997, climbed to the top of the walking tree in 2001 with a world best of 1:24:50 before winning in Edmonton. Winning by more than one minute was testimony to the high disqualification rate; a third of the starters were red-carded, though Ivanova herself never received a single warning despite leading all the way. Tsybulskaya was a clear second and in third place Perrone and Plätzer crossed the line together. Perrone was given the verdict over the Norwegian, who was disqualified anyway.

Paris 2003

(Aug 24)

1,	Yelena Nikolayeva	RUS	1:26:52
2,	Gillian O'Sullivan	IRL	1:27:34
3,	Valentina Tsybulskaya	BLR	1:28:10
4,	Tatyana Gudkova	RUS	1:28:53
5,	Claudia Stef	ROU	1:29:09
6,	Rossella Giordano	ITA	1:29:14
7,	Athanasía Tsoumeléka	GRE	1:29:34
8,	Melanie Seeger	GER	1:29:44

9, Susana Feitór POR 1:30:15; 10, Elisa Rigaudo ITA 1:30:34; 11, Jane Saville AUS 1:30:51; 12, Olive Loughnane IRL 1:30:53; 13, Xu Aihui CHN 1:31:34; 14, Kristina Saltanovič LTU 1:32:13; 15, Vera Santos POR 1:32:43; 16, Sonata Milušauskaitė LTU 1:32:58; 17, Vira Zozulya UKR 1:33:34; 18, Geovana Irusta BOL 1:33:42; 19, Fatiha Ouali FRA 1:34:01; 20, Sabine Zimmer GER 1:34:08; 21, Barbora Dibelková CZE 1:34:44; 22, Svetlana Tolstaya KAZ 1:35:11; 23, Daniela Cîrlan ROU 1:36:02; 24, Joanne Dow USA 1:36:32; 25, Ryoko Tadamasa JPN 1:38:00; 26, Gabrielle Gorst NZL 1:38:51; 27, Monica Svensson SWE 1:39:21; 28, Teresita Collado GUA 1:41:19

Did not finish: Maite Gargallo ESP, Olimpiada Ivanova RUS, Elisabetta Perrone ITA, Rosario Sánchez MEX & Maria Vascó ESP

Disqualified: (r230.6a) Olga Kardopoltseva BLR, Gao Kelian CHN, Song Hongjuan CHN, Mari Cruz Díaz ESP, Kim Mi-jung KOR, Yufang Yuan MAS, Kjersti Plätzer NOR, Norica Cîmpean ROU & Natalya Fedoskina RUS

At her seventh attempt, Nikolayeva became World Champion. The 37 year-old had won a bronze medal (at 10K) in 1995, the year before becoming Olympic Champion. She won in Paris with a championship record and no warnings.

After the first two laps (5K), the Russian was a close third behind O'Sullivan and Perrone. By 10K, she had a 20-second lead which had more than doubled by 15K. O'Sullivan was a clear second from Gudkova, Giordano and Tsybulskaya. The Belarussian came through for the bronze in a new national record. The 2001 winner Ivanova led out of the stadium but retired after six minutes clutching an injured hamstring.

Helsinki 2005

(Aug 7)

1,	Olimpiada Ivanova	RUS	1:25:41
2,	Rita Turova	BLR	1:27:05
3,	Susana Feitór	POR	1:28:44
4,	Maria Vascó	ESP	1:28:51
5,	Barbora Dibelková	CZE	1:29:05
6,	Athiná Papayianni	GRE	1:29:21
7,	Elisa Rigaudo	ITA	1:29:52
8,	Claudia Stef	ROU	1:30:07

9, Song Hongjuan CHN 1:30:32; 10, Yuliya Voyevodina RUS 1:30:34; 11, Melanie Seeger GER 1:31:00; 12, Kristina Saltanovič LTU 1:31:23; 13, Elena Ginko BLR 1:31:36; 14, Ana Maria Groza ROU 1:31:48; 15, Vera Santos POR 1:32:17; 16, Maite Gargallo ESP 1:32:24; 17, Svetlana Tolstaya KAZ 1:32:40; 18, Tatyana Gudkova RUS 1:33:05; 19, Geovana Irusta BOL 1:33:19 ; 20, Jane Saville AUS 1:33:44; 21, Cheryl Webb AUS 1:33:58; 22, Jolanta Dukure LAT 1:34:24; 23, Sabine Zimmer GER 1:34:24; 24, Maria Galiková SVK 1:34:38; 25, Gisella Orsini ITA 1:35:05; 26, Vira Zozulya UKR 1:35:12; 27, Inês Henriques POR 1:35:44; 28, Maria José Poves ESP 1:36:12; 29, Kim Mi-jung KOR 1:37:01; 30, Sonata Milušauskaitė LTU 1:37:17; 31, Mayumi Kawasaki JPN 1:37:30; 32, Monica Svensson SWE 1:38:11; 33, Graciela Mendoza MEX 1:39:56; 34, Mabel Oncebay PER 1:40:46; 35, Outi Sillanpää FIN 1:41:03

Did not finish: Natalya Misyulya BLR, Wang Liping CHN, Miriam Ramón ECU, Sachiko Konishi JPN, Yelena Nikolayeva RUS & Teresa Vaill USA DNF

Disqualified: (r230.6a) Gulnara Mammadova AZE, Jiang Jing CHN, Cristina Lopez ESA, Athanasía Tsoumeléka GRE, Evelyn Nuñez GUA, Olive Loughnane IRL

Ivanova, holder of the fastest-ever time (an unratified 1:24:50 in 2001), and teenager Jiang were the early leaders. They passed 5Km in 21:43. Jiang dropped back and was disqualified before halfway, leaving Ivanova (42:54) with a yawning lead of more than a minute over Turova (43:59). Ivanova kept piling on the pace passing 15Km in 64:05 (another 21:11 split), before finishing in an official world record of 1:25:41, beating the Belarussian by 1:25. Feitór won the bronze medal with seven seconds to spare from the fast-closing Vascó. It had not been a good day for Olympic Champions, as 2004 winner Athanasía Tsoumeléka was disqualified when in fourth place with 4Km to go, while defending champion and 1996 Olympic Champion Nikolayeva

failed to finish. The youthful-looking Ivanova, mother of a 15 year-old daughter, was the only one of the top six not to set a personal best, yet ironically her record netted her a $100,000 bonus to go with the $60,000 awarded to each individual winner in Helsinki.

Osaka 2007

(Aug 31)

1,	Olga Kaniskina	RUS	1:30:09
2,	Tatyana Shemyakina	RUS	1:30:42
3,	María Vasco	ESP	1:30:47
4,	Kjersti Plätzer	NOR	1:31:24
5,	Susana Feitor	POR	1:32:01
6,	Claudia Stef	ROU	1:32:47
7,	Inês Henriques	POR	1:33:06
8,	Sabine Zimmer	GER	1:33:23

9, Tatyana Sibileva RUS 1:33:29; 10, Mayumi Kawasaki JPN 1:33:35; 11, Vera Santos POR 1:34:28; 12, María José Poves ESP 1:35:06; 13, Beatriz Pascual ESP 1:35:13; 14, Melanie Seeger GER 1:35:30; 15, Song Hongjuan CHN 1:35:44; 16, Yelena Ginko BLR 1:35:59; 17, Olive Loughnane IRL 1:36:00; 18, Zuzana Malíková SVK 1:36:26; 19, Liu Hong CHN 1:36:40; 20, Barbora Dibelková CZE 1:36:45; 21, Marie Polli SUI 1:36:54; 22, Sonata Milušauskaitė LTU 1:37:28; 23, Sylwia Korzeniowska POL 1:37:38; 24, Mária Gáliková SVK 1:38:54; 25, Johanna Jackson GBR 1:39:34; 26, Kim Mi-Jung KOR 1:41:33; 27, Masumi Fuchise JPN 1:41:49; 28, Svetlana Tolstaya KAZ 1:41:54; 29, Yadira Guamán ECU 1:42:17; 30, Tania Spindler BRA 1:43:56; 31, Sandra Zapata COL 1:44:42; 32, Yeliz Ay TUR 1:45:52; 33, Geovana Irusta BOL 1:47:15

Did not finish: Jiang Jing CHN; Athanasía Tsoumeléka GRE; Elisa Rigaudo ITA; Jolanta Dukure LAT; Olimpiada Ivanova RUS

Disqualified: Jane Saville AUS; Miriam Ramón ECU; Ryoko Sakakura JPN; Teresa Vaill USA

In wet, hot (29°C) and humid (70%) conditions, Kaniskina dominated the event, leading Shemyakina by 20 seconds at 5Km (22:21), and almost doubling the margin to 44 seconds at halfway (44:33). Shemyakina was, in turn, almost half a minute clear of Vasco (45:53). The order remained the same for the rest of the race, with Kaniskina slowing up only in the last quarter, covered in 23:23. She won by 33 seconds from Shemyakina, while Vasco closed up to finish only five seconds behind the number two Russian. Fastest of all in the closing stages was Plätzer, whose final 5Km took just 22:38. The European Champion from Belarus, Rita Turova, had two sub 1:28 clockings in 2007 and the European Cup title under her belt, but scratched from the event for medical reasons.

Berlin 2009

(Aug 16)

1,	Olga Kaniskina	RUS	1:28:09
2,	Olive Loughnane	IRL	1:28:58
3,	Liu Hong	CHN	1:29:10
4,	Anisya Kirdyapkina	RUS	1:30:09
5,	Vera Santos	POR	1:30:35
6,	Beatriz Pascual	ESP	1:30:40
7,	Masumi Fuchise	JPN	1:31:15
8,	Kristina Saltanovič	LTU	1:31:23

9, Elisa Rigaudo ITA 1:31:52; 10, Susana Feitor POR 1:32:42; 11, Inês Henriques POR 1:32:51; 12, Kumi Otoshi JPN 1:33:05; 13, Larisa Yemelyanova RUS 1:34:31; 14, Vera Sokolova RUS 1:34:55; 15, Snezhana Yurchenko BLR 1:34:57; 16, Ana Maria Groza ROU 1:35:19; 17, Valentina Trapletti ITA 1:35:33; 18, Yang Mingxia CHN 1:35:42; 19, Zuzana Schindlerová CZE 1:35:47; 20, Tânia Spindler BRA 1:35:51; 21, Evaggelía Xinoú GRE 1:35:56; 22, Jess Rothwell AUS 1:36:01; 23, Claudia Stef ROU 1:36:09; 24, Brigita Virbalytė LTU 1:36:28; 25, Marie Polli SUI 1:36:44; 26, Zuzana Malíková SVK 1:37:47; 27, Claire Tallent AUS 1:38:12; 28, Agnieszka Dygacz POL 1:38:36; 29, Alessandra Picagevicz BRA 1:38:50; 30, Geovana Irusta BOL 1:39:16; 31, Chaima Trabelsi TUN 1:39:50; 32, Svetlana Tolstaya KAZ 1:40:41; 33, Johana Ordóñez ECU 1:42:57; 34, Anamaria Greceanu ROU 1:43:35; 35, Rachel Lavallée CAN 1:45:45; 36, Olga Yakovenko UKR 1:45:55; 37, Cristina López ESA 1:47:33

Did not finish: María Vasco ESP, Sabine Krantz GER, Mária Gáliková SVK & Teresa Vaill USA

Disqualified: (r230.6a) Cheryl Webb AUS, Yang Yawei CHN, Johanna Jackson GBR, María Hatzipanayiotídou GRE, Mayumi Kawasaki JPN, Kjersti Plätzer NOR & Monica Svensson SWE

Kaniskina was the clear favourite, having won comfortably in Osaka in 2007, and Beijing 2008. The Russian followed the pace for a quarter of the race, reaching 5Km in 23:20. Shortly after she took the lead, covering the next two 5Km stretches in 21:38 and 21:24 to lead by almost a minute from Loughnane and Hong.

Loughnane won the battle for second, beating Liu by 12 seconds in 1:28:58, gaining 17 seconds on Kaniskina in the last quarter of the race. The temperature, which rose from 27° at the start of the race to 30° by the end, was the prime factor in keeping the time as the slowest winning effort since 1999.

10 & 20 KILOMETRES, 10,000 METRES WALK

Multiple Medallists:

3	Valentina Tsybulskaya	BLR	97-3, 01-2, 03-3
2	Kerry Saxby-Junna	AUS	87-2, 99-3
	Sari Essayah	FIN	91-3, 93-1
	Yelena Nikolayeva	RUS	95-3, 03-1
	Elisabetta Perrone	ITA	95-2, 01-3
	Olimpiada Ivanova	RUS	01-1, 05-1
	Olga Kaniskina	RUS	07-1, 09-1

Most Finals/Placings in Top Eight:

5	Nikolayeva	URS/RUS	87-5, 93-7, 95-3, 97-9, 03-1
4	Perrone		93-4, 95-2, 97-10, 01-3

Most Appearances:

10	Susana Feitór	POR	91-17, 93-11, 95-17, 97-11h1, 99-4, 01-dq, 03-9, 05-3, 07-5, 09-10

National Placings:

	1	2	3	4	5	6	7	8	Points
RUS	6	1	1	2	1	-	1	1	78
ITA	1	2	1	2	1	3	2	1	56
CHN	1	1	2	1	-	-	2	2	38
BLR	-	3	2	-	-	-	-	-	33
ESP	-	-	2	2	1	1	-	-	29
URS	2	-	-	1	1	-	-	-	25
POR	-	-	1	1	2	-	1	-	21
FIN	1	-	1	1	-	-	-	-	19
AUS	-	1	1	-	1	-	1	-	19
IRL	-	2	-	-	-	-	-	-	14
ROM	-	-	-	-	1	2	-	1	11
SWE	-	1	-	-	-	1	-	-	10
GER	-	-	-	-	1	-	1	2	8
POL	-	-	-	-	1	1	-	-	7
NOR	-	-	-	1	-	-	-	-	5
GRE	-	-	-	-	-	1	1	-	5
HUN	-	-	-	-	-	1	1	-	5
CZE	-	-	-	-	1	-	-	-	4
MEX	-	-	-	-	-	1	-	-	3
JPN	-	-	-	-	-	-	1	-	2
CAN	-	-	-	-	-	-	-	1	1
KAZ	-	-	-	-	-	-	-	1	1
LAT	-	-	-	-	-	-	-	1	1
LTU	-	-	-	-	-	-	-	1	1
Totals	**11**	**11**	**11**	**11**	**11**	**11**	**11**	**11**	**396**

4 x 100 Metres Relay — Helsinki 1983

Final (Aug 10)

1,	GDR	41.76
2,	Great Britain & NI	42.71
3,	Jamaica	42.73
4,	Bulgaria	42.93
5,	Canada	43.05
6,	USSR	43.22
7,	France	43.40
8,	Czechoslovakia	43.78

With the United States team – minus Evelyn Ashford – missing the final after nearly dropping the baton, the GDR looked unbeatable.

However, in the final, Silke Gladisch committed a false start, and at the second time of asking Canada were away best. On the second leg, the GDR took control through Marita Koch and individual champion Marlies Göhr had a decisive lead on the final changeover.

The real battle was for the silver and bronze. On the outside lane, Britain's Shirley Thomas sprinted clear of Bulgaria and just held off Jamaica's Merlene Ottey for second place.

Teams:
GDR Silke Gladisch, Marita Koch, Ingrid Auerswald, Marlies Göhr
GBR Joan Baptiste, Kathy Cook, Beverley Callender, Shirley Thomas
JAM Leleith Hodges, Jacqueline Pusey, Juliet Cuthbert, Merlene Ottey
BUL Ginka Zagorcheva, Aneliya Nuneva, Nadezhda Georgieva, Pepa Pavlova
CAN Angela Bailey, Marita Payne, Tanya Brothers, Molly Killingbeck
URS Lyudmila Kondratyeva, Yelena Vinogradova, Irina Olkhovnikova, Olga Antonova
FRA Marie-France Loval, Marie-Christine Cazier, Rose-Aimée Bacoul, Liliane Gaschet
TCH Jarmila Strejcková, Štěpánka Sokolová, Radislava Soborová, Eva Murková

First round (First 3 & 2 fastest to final) (Aug 10)
Heat 1: 1, Great Britain & NI 43.06; 2, Bulgaria 43.19; 3, USSR 43.51; 4, Czechoslovakia 43.89; (Non-qualifiers) 5, FRG 44.21; 6, Italy 44.46; 7, Finland 44.77; 8, Denmark 45.04
Teams:
GBR Joan Baptiste, Kathy Cook, Beverley Callender, Shirley Thomas
BUL Ginka Zagorcheva, Aneliya Nuneva, Nadezhda Georgieva, Pepa Pavlova
URS Lyudmila Kondratyeva, Yelena Vinogradova, Irina Olkhovnikova, Olga Antonova
TCH Jarmila Strejcková, Štěpánka Sokolová, Radislava Soborová, Eva Murková
FRG Monika Hirsch, Elke Vollmer, Michaela Schabinger, Ute Thimm
ITA Carla Mercurio, Erika Rossi, Daniela Ferrian, Marisa Masullo
FIN Sisko Markkanen, Helinä Marjamaa, Margaretta Honkaharju, Riitta Ketonen
DEN Britt Hansen, Helle Theil, Lisbet Nissen-Petersen, Dorthe A. Rasmussen

Heat 2: 1, GDR 42.59; 2, Jamaica 43.10; 3, France 43.52; 4, Canada 44.19; (Non-qualifiers) 5, United States 44.20; 6, Bahamas 44.76; 7, Ghana 47.51
Teams:
GDR Silke Gladisch, Marita Koch, Ingrid Auerswald, Marlies Göhr
JAM Leleith Hodges, Jacqueline Pusey, Juliet Cuthbert, Merlene Ottey
FRA Marie-France Loval, Marie-Christine Cazier, Rose-Aimée Bacoul, Liliane Gaschet
CAN Angela Bailey, Marita Payne, Tanya Brothers, Molly Killingbeck
USA Alice Brown, Diane Williams, Chandra Cheeseborough, Randy Givens
BAH Shonel Ferguson, Pauline Davis, Whelma Colebrooke, Oralee Fowler
GHA Grace Armah, Mercy Addy, Elizabeth Wilson, Mary Mensah

Rome 1987

Final (Sep 6)

1,	United States	41.58
2,	GDR	41.95
3,	USSR	42.33
4,	Bulgaria	42.71
5,	FRG	43.20
6,	Cuba	43.66
7,	France	43.75
	Canada	DQ (43.26)

The GDR faced tough opposition from the USA, and their cause was not helped by the injury to Heike Drechsler the day before the heats. The world 200m record holder was unable to take her place on the team. The GDR won their heat but were precisely one second slower than the USA's time in the other preliminary race.

In the final, the GDR took the lead on the first leg through individual winner Gladisch. Oschkenat kept that advantage down the back-straight, but the United States went in front after a scintillating bend by the glamorous Florence Griffith.

Pam Marshall extended the US lead on the anchor, running away from Marlies Göhr.

Teams & splits where known:
USA Alice Brown, Diane Williams, Florence Griffith, Pam Marshall 10.11
GDR Silke Gladisch, Cornelia Oschkenat, Kerstin Behrendt, Marlies Göhr 10.41
URS Irina Slyusar, Natalya Pomoshchnikova, Natalya German, Olga Antonova
BUL Ginka Zagorcheva, Aneliya Nuneva, Nadezhda Georgieva, Valya Demireva
FRG Silke Knoll, Ulrike Sarvari, Andrea Thomas, Ute Thimm
CUB Eusebia Riquelme, Aliuska López, Susana Armenteros, Liliana Allen
FRA Françoise Philippe, Marie-Christine Cazier, Laurence Bily, Muriel Leroy
CAN Angela Bailey, Angela Phipps, Angella Issajenko, Keturah Anderson

First round (First 3 & 2 fastest to final) (Sep 5)
Heat 1: 1, GDR 42.96; 2, FRG 43.32; 3, Bulgaria 43.50; (Non-qualifiers) 4, Nigeria 43.95; 5, Ghana 44.28; Brazil DNS; Canada (41.1) (43.30) qualified for final but disqualified in retrospect
Teams:
GDR Silke Gladisch, Cornelia Oschkenat, Kerstin Behrendt, Marlies Göhr
FRG Silke Knoll, Ulrike Sarvari, Andrea Thomas, Ute Thimm
BUL Ginka Zagorcheva, Aneliya Nuneva, Nadezhda Georgieva, Valya Demireva
NGR Beatrice Utondu, Tina Iheagwam, Mary Onyali, Falilat Ogunkoya
GHA Mercy Addy, Dinah Yankey, Cynthia Quartey, Martha Appiah
BRA Inés Ribeiro, Claudilea dos Santos, Sheila dos Santos, Cleide Amaral
CAN Angela Bailey, Angela Phipps, Angella Issajenko DQ, Keturah Anderson

Heat 2: 1, United States 41.96; 2, USSR 42.47; 3, Cuba 43.53; 4, France 43.59; (Non-qualifiers) 5, Great Britain & NI 44.21; 6, Italy 44.49; 7, India 46.32
Teams:
USA Alice Brown, Diane Williams, Florence Griffith, Pam Marshall
URS Irina Slyusar, Natalya Pomoshchnikova, Natalya German, Olga Antonova
CUB Eusebia Riquelme, Aliuska López, Susana Armenteros, Liliana Allen
FRA Françoise Leroux, Marie-Christine Cazier, Laurence Bily, Muriel Leroy
GBR Eleanor Cohen, Joan Baptiste, Wendy Hoyte, Paula Dunn
ITA Rita Angotzi, Patrizia Lombardo, Annarita Balzani, Marisa Masullo
IND Ashwini Nachappa, Vandana Shanbag, Sany Joseph, Vandana Rao

Tokyo 1991

Final (Sep 1)

1,	Jamaica	41.94
2,	USSR	42.20
3,	Germany	42.33
4,	Nigeria	42.77
5,	France	43.34
6,	Cuba	43.75
7,	Italy	43.76
8,	Australia	43.79

The United States' chequered record in this event continued when their baton was dropped on the first changeover in the heats. This meant that the great Evelyn Ashford missed her final chance for a World Championship medal. The title went to a country which had more than its fair share of relay troubles in the past – Jamaica.

Germany – after an easy 41.91 in the heats – were favourites to win the final. Breuer and Krabbe gave their team an expected lead. They lost some of this on the third leg, but their hopes of winning vanished when anchor runner Heike Drechsler started too early. She had to slow down and look round to collect the baton before the end of the zone. In the process, she lost the advantage she needed over the USSR and Jamaica.

Privalova hit the front, only to be passed by the long-striding Ottey. After her disappointment in the individual events, this was one of the most popular victories in Toyko.

Teams:
JAM Dahlia Duhaney, Juliet Cuthbert, Beverley McDonald, Merlene Ottey
URS Natalya Kovtsun, Galina Malchugina, Yelena Vinogradova, Irina Privalova
GER Grit Breuer, Katrin Krabbe, Sabine Richter, Heike Drechsler
NGR Beatrice Utondu, Rufina Ubah, Christy Opara-Thompson, Mary Onyali
FRA Laurence Bily, Maguy Nestoret, Valérie Jean-Charles, Marie-José Pérec
CUB Eusebia Riquelme, Aliuska López, Julia Duporty, Liliana Allen
ITA Marisa Masullo, Donatella Dal Bianco, Daniela Ferrian, Rossella Tarolo
AUS Monique Dunstan, Kathy Sambell, Melissa Moore, Kerry Johnson

First round (First 3 & 2 fastest to final) (Aug 31)
Heat 1: 1, Jamaica 42.63; 2, Nigeria 42.72; 3, USSR 42.78; 4, France 43.05; 5, Australia 43.34; (Non-qualifiers) 6, Great Britain & NI 43.43; 7, Bulgaria 44.17
Teams:
JAM Dahlia Duhaney, Juliet Cuthbert, Beverley McDonald, Merlene Frazer
NGR Beatrice Utondu, Rufina Ubah, Christy Opara-Thompson, Mary Onyali
URS Natalya Kovtsun, Galina Malchugina, Yelena Vinogradova, Irina Privalova
FRA Laurence Bily, Maguy Nestoret, Valérie Jean-Charles, Marie-José Pérec
AUS Monique Dunstan, Kathy Sambell, Melissa Moore, Kerry Johnson
GBR Stephanie Douglas, Beverly Kinch, Simmone Jacobs, Paula Thomas
BUL Petya Pendareva, Tsvetanka Ilieva, Nadezhda Georgieva, Valya Demireva Valova

Heat 2: 1, Germany 41.91; 2, Cuba 43.31; 3, Italy 43.71; (Non-qualifiers) 4, Finland 43.73; 5, Spain 44.08; 6, Japan 44.85; United States DNF

Teams:
GER Grit Breuer, Katrin Krabbe, Sabine Richter, Heike Drechsler
CUB Eusebia Riquelme, Aliuska López, Julia Duporty, Liliana Allen
ITA Marisa Masullo, Donatella Dal Bianco, Daniela Ferrian, Rossella Tarolo
FIN Maeja Tennivaara, Sisko Hanhijoki, Sanna Hernesniemi, Miinna Painilainen
ESP Patricia Morales, Cristina Castro, Carmen García, Sandra Myers
JPN Noriko Masaki, Kazue Kakinuma, Toshie Kitada, Ayako Nomura
USA Carlette Guidry, Esther Jones, Dannette Young, Evelyn Ashford

Stuttgart 1993

Final (Aug 22)

1,	Russia	41.49
2,	United States	41.49
3,	Jamaica	41.94
4,	France	42.67
5,	Germany	42.79
6,	Cuba	42.89
7,	Finland	43.37
8,	Great Britain & NI	43.86

Gail Devers was involved in a photo-finish yet again, but this time her famed dip was not enough to take gold. The Russian team, including three 200m finalists, led with the United States and Jamaica for the first half of the race. The Jamaicans fell back on the third leg while the leading two teams handed over together. The anchor leg brought Devers (lane 3) against Privalova (lane 4). Devers looked as if she might sprint clear, but the Russian refused to be beaten.

Just as in the individual final, the slow-motion replays and photo-finish displays did not identify the winner. Russia were eventually confirmed as the champions. "I was so nervous over the last 20m I shut my eyes," said Privalova. "I didn't know we had won and it seemed like hours rather than minutes before the result was announced."

In third place, Jamaica duplicated their winning time from Tokyo and Merlene Ottey won her 10th world championship medal.

Teams & splits where known:
RUS Olga Bogoslovskaya, Galina Malchugina, Natalya Voronova, Irina Privalova 9.89
USA Michelle Finn, Gwen Torrence, Wendy Vereen, Gail Devers 9.86
JAM Michelle Freeman, Juliet Campbell, Nikole Mitchell, Merlene Ottey
FRA Patricia Girard, Odiah Sidibé, Valérie Jean-Charles, Marie-José Pérec
GER Andrea Philipp, Bettina Zipp, Silke Knoll, Melanie Paschke
CUB Miriam Ferrer, Aliuska López, Julia Deporte, Liliana Allen
FIN Anu Pirttimaa, Sisko Hanhijoki, Sanna Hernesniemi, Marja Salmela
GBR Marcia Richardson, Beverly Kinch, Simmone Jacobs, Paula Thomas

First round (First 3 and 2 fastest to final) (Aug 21)
Heat 1: 1, United States 42.34; 2, Jamaica 42.40; 3, Germany 42.81; 4, Finland 43.63; (Non-qualifiers) 5, Chinese Taipei 44.59; 6, Thailand 44.85
Teams:
USA Michelle Finn, Sheila Echols, Wendy Vereen, Gail Devers
JAM Michelle Freeman, Dahlia Duhaney, Nikole Mitchell, Juliet Campbell
GER Andrea Philipp, Bettina Zipp, Silke Knoll, Melanie Pachke
FIN Anu Pirttimaa, Sisko Hanhijoki, Sanna Hernesniemi, Marja Salmela
TPE Kao Yu-Chuan, Chen Shu-Chen, Hsu Pei-Chin, Wang Huei-Chen
THA Naprat Suajongprue, Dokjun Dokdung, Ratjai Sripet, Kwuanfha Inchareon
Heat 2: 1, Russia 42.39; 2, France 43.31; 3, Cuba 43.48; 4, Great Britain & NI 43.65; (Non-qualifier) 5, Canada 44.36
Teams:
RUS Olga Bogoslovskaya, Galina Malchugina, Natalya Voronova, Marina Trandenkova
FRA Patricia Girard, Odiah Sidibé, Valérie Jean-Charles, Marie-José Pérec
CUB Miriam Ferrer, Idalmis Bonne, Julia Duporty, Liliana Allen
GBR Marcia Richardson, Beverly Kinch, Simmone Jacobs, Paula Thomas
CAN Camille Noel, Stacey Bowen, Sonia Paquette, Donalda Duprey

Gothenburg 1995

Final (Aug 13)

1,	United States	42.12
2,	Jamaica	42.25
3,	Germany	43.01
4,	Bahamas	43.14
5,	France	43.35
6,	Finland	44.46
7,	Colombia	44.61
	Russia	DNF

This event was given an extra edge after Torrence's 200m disqualification, from which Ottey was the main beneficiary. The two would each run the anchor leg.

It was Germany who got the best start. The USA and Jamaica had excellent third legs and both Ottey and Torrence received their batons simultaneously. The USA had the sharper exchange, giving Torrence an advantage which she held despite a determined effort by Ottey. The Jamaican's silver was a record 13th World Championship medal.

"We are a great team despite the fact that we couldn't practise very much," said Torrence.

Teams:
USA Celena Mondie-Milner, Carlette Guidry, Chryste Gaines, Gwen Torrence
JAM Dahlia Duhaney, Juliet Cuthbert, Beverly McDonald, Merlene Ottey
GER Melanie Paschke, Silke Lichtenhagen, Silke Knoll, Gabriele Becker
BAH Eldece Clarke, Debbie Ferguson, Savatheda Fynes, Pauline Davis
FRA Odile Singa, Frédérique Bangué, Patricia Girard, Delphine Combe
FIN Jutta Kemila, Sanna Hernesniemi, Heidi Suomi, Heli Koivula
COL Elia Mera, Felipa Palacios, Patricia Rodríguez, Mirtha Brock
RUS Natalya Voronova, Galina Malchugina, Marina Trandenkova, Yekaterina Leshchova

First round (First 3 & 2 fastest to final) (Aug 12)
Heat 1: 1, United States 42.44; 2, France 42.56; 3, Bahamas 42.74; 4, Finland 43.71; (Non-qualifiers) 5, Chinese Taipei 45.18; Cuba & Cameroon DQ (r170.14)
Teams:
USA Celena Mondie-Milner, Carlette Guidry, Chryste Gaines, D'Andre Hill
FRA Odile Singa, Frédérique Bangué, Patricia Girard, Delphine Combe
BAH Eldece Clarke, Debbie Ferguson, Savatheda Fynes, Pauline Davis
FIN Jutta Kemila, Sanna Hernesniemi, Heidi Suomi, Heli Koivula
TPE Hsu Pei-Chin, Liu Shu-Hua, Chen Shu-Chen, Wang Huei-Chen
CUB Idalia Echevarría, Aliuska López, Virgen Benavides, Liliana Allen
CMR Léonie Mani, Georgette Nkoma, Agnès Egbé, Sylvie Mballa Eloundou

Heat 2: 1, Jamaica 42.36; 2, Russia 42.49; 3, Germany 42.83; 4, Colombia 43.42; (Non-qualifiers) 5, Great Britain & NI 43.90; Italy ITA DNF
Teams:
JAM Michelle Freeman, Dahlia Duhaney, Beverly McDonald, Merlene Ottey
RUS Natalya Voronova, Galina Malchugina, Marina Trandenkova, Yekaterina Leshchova
GER Melanie Paschke, Silke Lichtenhagen, Silke Knoll, Gabriele Becker
COL Elia Mera, Felipa Palacios, Patricia Rodríguez, Mirtha Brock
GBR Marcia Richardson, Catherine Murphy, Simmone Jacobs, Paula Thomas
ITA Carla Tuzzi, Rossella Farina, Laura Ardissone, Manuela Levorato

Athens 1997

Final (Aug 9)

1,	United States	41.47
2,	Jamaica	42.10
3,	France	42.21
4,	Germany	42.44
5,	Russia	42.50
6,	Bahamas	42.77
7,	Nigeria	43.27
8,	PR of China	43.32

The fastest ever heat time of 41.52 by the Americans suggested the GDR's 1985 world record of 41.37 would be in danger in the final, but the squad had to be content with victory in history's second quickest time of 41.47. Anchored by Devers in 9.86 for her flying 100, the USA won by a good six metres over an Ottey-less Jamaica with France (sans Pérec) setting a national record in third place. The most disappointed team must have been that from Bahamas; their winning heat time of 42.19 would have sufficed for a medal but a bungled baton change put them down to sixth in the final.

Teams:
USA Chryste Gaines, Marion Jones, Inger Miller, Gail Devers 9.86
JAM Beverly McDonald, Merlene Frazer, Juliet Cuthbert, Beverly Grant
FRA Patricia Girard, Christine Arron, Delphine Combe, Sylviane Félix
GER Melanie Paschke, Esther Möller, Birgit Rockmeier, Andrea Philipp
RUS Olga Povtaryova, Galina Malchugina, Marina Trandenkova, Yekaterina Leshchova
BAH Eldece Clarke, Sevatheda Fynes, Debbie Ferguson, Pauline Davis

NGR Beatrice Otundu-Okoye, Endurance Ojokolo, Angie Atede, Falilat Ogunkoya
CHN Pei Fang, Yan Jiankui, Liu Xiaomei, Li Xuemei

First Round (First 3 & 2 fastest to final) (Aug 8)
Heat 1: 1, United States 41.52; 2, France 42.53; 3, Nigeria 43.00; (Non-qualifiers) 4, Greece 43.15; 5, Australia 43.21; 6, Brazil 43.89; 7, Italy 44.16; Ukraine DQ (r170.14) (43.87)

Teams:
USA Chryste Gaines, Marion Jones, Inger Miller, Gail Devers
FRA Fréderique Bangué, Christine Arron, Delphine Combe, Sylviane Félix
NGR Beatrice Otundu-Okoye, Endurance Ojokolo, Angie Atede, Chioma Ajunwa
GRE Maria Tsoni, Katerina Koffa, Marina Vasarmidou, Katerína Thánou
AUS Nova Peris-Kneebone, Lauren Hewitt, Melinda Gainsford-Taylor, Cathy Freeman
BRA Rita Gomes, Kátia dos Santos, Cleide Amaral, Lucimar de Moura
ITA Elena Sordelli, Giada Gallina, Manuela Grillo, Manuela Levorato
UKR Oksana Guskova, Viktoriya Fomenko, Iryna Pukha, Anzhela Kravchenko

Heat 2: 1, Bahamas 42.19; 2, Jamaica 42.31; 3, Germany 42.51; 4, Russia 42.69; 5, PR of China 42.92; (Non-qualifiers) 6, Colombia 43.51; 7, Finland 44.08; 8, Japan 44.56
Teams:
BAH Eldece Clarke, Sevatheda Fynes, Debbie Ferguson, Pauline Davis
JAM Beverly McDonald, Merlene Frazer, Juliet Cuthbert, Beverly Grant
GER Melanie Pasche, Esther Möller, Birgit Rockmeier, Andrea Philipp
RUS Olga Povtaryova, Galina Malchugina, Marina Trandenkova, Yekaterina Leshchova
CHN Pei Fang, Yan Jiankui, Liu Xiaomei, Li Xuemei
COL Sandra Borrero, Felipa Palacios, Patricia Rodríguez, Mirtha Brock
FIN Sanna Koivisto, Johanna Manninen, Sanna Hernesniemi, Anu Pirttimaa
JPN Hideko Kijinami, Kaori Yoshida, Toshie Iwamoto, Motoka Arai

Seville 1999

Final (Aug 29)

1,	Bahamas	41.92
2,	France	42.06
3,	Jamaica	42.15
4,	United States	42.30
5,	Germany	42.63
6,	Canada	43.39
7,	Poland	43.51
8,	Great Britain & NI	43.52

Even with Miller and Devers taking the last two legs, the USA (deprived of the injured Jones) were out of the medals as the Bahamian quartette, including Pauline Davis in her seventh World Championships, sped around for a Commonwealth record of 41.92, a time bettered only by the GDR, USA and Russia – and that by a nation of little more than quarter of a million people. Thanks to a storming last leg by Arron, France snatched second place ahead of Jamaica, for whom McDonald won a medal for the fourth time at this event. The Canadian team was led off by Angela Bailey (37), a double sprint finalist at the inaugural 1983 World Championships.

Teams:
BAH Savatheda Fynes, Chandra Sturrup, Pauline Davis, Debbie Ferguson
FRA Patricia Girard, Muriel Hurtis, Katia Benth, Christine Arron
JAM Aleen Bailey, Merlene Frazer, Beverly McDonald, Peta-Gaye Dowdie
USA Cheryl Taplin, Nanceen Perry, Inger Miller, Gail Devers
GER Andrea Philipp, Gabriele Rockmeier, Esther Möller, Marion Wagner
CAN Angela Bailey, Philomina Mensah, Tamara Perry, Martha Adusei
POL Zuzanna Radecka, Irena Sznajder, Monika Borejza, Joanna Nielacna
GBR Marcia Richardson, Shani Anderson, Christine Bloomfield, Joice Maduaka

First round (First 2 & 2 fastest to final) (Aug 28)
Heat 1: 1, United States 42.28; 2, Jamaica 42.36; 3, Great Britain & NI 43.31; (Non-qualifiers) 4, Finland 43.86; 5, South Africa 44.35; 6, Greece 44.68; 7, Cameroon 45.37
Teams:
USA Cheryl Taplin, Nanceen Perry, Inger Miller, Gail Devers
JAM Aleen Bailey, Merlene Frazer, Beverly McDonald, Peta-Gaye Dowdie
GBR Marcia Richardson, Shani Anderson, Christine Bloomfield, Joice Maduaka
FIN Petra Söderström, Sanna Kyllönen, Johanna Manninen, Heidi Hannula
RSA Charlene Lawrence, Heide Seÿerling, Leanie van der Walt, Wendy Hartman
GRE Voula Patoulídou, Katerína Kóffa, Marína Vasarmídou, Katerína Thánou
CMR Esther Mvondo, Myriam Mani, Anne Marie Mouri-Nkeng, Edwige Abena Fouda

Heat 2: 1, Bahamas 42.40; 2, Germany 42.74; 3, Canada 43.27; (Non-qualifiers) 4, Spain 45.14; Russia DNF; Puerto Rico DQ (r163.3)
Teams:
BAH Eldece Clarke, Chandra Sturrup, Pauline Davis, Savatheda Fynes
GER Andrea Philipp, Gabriele Rockmeier, Esther Möller, Marion Wagner
CAN Angela Bailey, Philomina Mensah, Tamara Perry, Martha Adusei
ESP Carmen Blay, Julia Alba, Iglesias Arantxa, Cristina Sanz
RUS Natalya Ignatova, Oksana Ekk, Irina Khabarova, Marina Trandenkova
PUR Heysha Ortiz, Jennifer Caraballo, Zuleika Almodovar, Jessenia Rivera

Heat 3: 1, France 42.30; 2, Poland 43.73; (Non-qualifiers) 3, Ukraine 43.80; 4, Madagascar 44.36; 5, Japan 44.80; Nigeria DQ (r170.14)
Teams:
FRA Katia Benth, Muriel Hurtis, Fabé Dia, Christine Arron
POL Marzena Pawlak, Joanna Nielacna, Monika Borejza, Zuzanna Radecka
UKR Irina Pukha, Anzhela Kravchenko, Oksana Guskova, Anzhelika Shevchuk
MAD Lantoniana Ramalalanirina, Ony Paule Ratsimbazafy, Rosa Rakotozafy, Hanitriniaina Rakotondrabe
JPN Toshie Kitada, Motoka Arai, Kaori Sakagami, Yvonne Kanazawa
NGR Glory Alozie, Joan Uduak Ekah, Mercy Nku, Endurance Ojokolo

Edmonton 2001

Final (Aug 11)

1,	Germany	42.32
2,	France	42.39
3,	Jamaica	42.40
4,	Nigeria	42.52
5,	Great Britain & NI	42.60
6,	Greece	43.25
7,	Russia	43.58
	United States	DQ (r41.1) (41.71)

Marion Jones collected what would have been her fifth world gold with ease, because her three team-mates combined to give her a lead of three metres over the other anchor leg runners. The United States time of 41.71 was the world's fastest since Athens 1997. Germany took silver ahead of France, for whom Sidibé ran a storming anchor to overtake the Jamaicans. It was France's first medal of the week.

In 2004, the teams in places 2-8 all moved up one after US lead-off runner Kelli White admitted doping violations going back to 2000. Her team was disqualified and the golds were awarded to Germany at the Berlin Golden League of 2004. Three years later it was Jones's turn to admit to cheating. A third US team member – Chryste Gaines – was also found guilty of a doping offence though unlike the other two not at the actual time of the Edmonton World Championships.

Teams:
GER Melanie Paschke, Gabi Rockmeier, Birgit Rockmeier, Marion Wagner
FRA Sylvianne Félix, Frédérique Bangué, Muriel Hurtis, Odiah Sidibé
JAM Juliet Campbell, Merlene Frazer, Beverly McDonald, Astia Walker
NGR Chioma Ajunwa, Endurance Ojokolu, Mercy Nku, Mary Onyali
GBR Marcia Richardson, Sarah Wilhelmy, Vernicha James, Abiodun Oyepitan
GRE Yeoryía Koklóni, Efrosini Patsoú, Olga Kaidatzi, Katerína Thánou
RUS Natalya Ignatova, Irina Khabarova, Mariya Kislova, Larisa Kruglova
USA Kelli White DQ (r40.8), Chryste Gaines, Inger Miller, Marion Jones DQ (r40.8)

First round (First 3 & 2 fastest to final) (Aug 11)
Heat 1: 1, Germany 42.92; 2, Nigeria 43.04; 3, Jamaica 43.09; 4, Greece 43.58; (non-qualifiers) 5, Sri Lanka 43.89; 6, Ivory Coast 44.05; 7, Canada 44.11
Teams:
GER Melanie Paschke, Gabi Rockmeier, Birgit Rockmeier, Marion Wagner
NGR Chioma Ajunwa, Endurance Ojokolu, Mercy Nku, Mary Onyali
JAM Astia Walker, Merlene Frazer, Beverly McDonald, Elva Goulbourne
GRE Yeoryía Koklóni, Efrosini Patsoú, Olga Kaidatzi, Katerína Thánou
SRI Susanthika Jayasinghe, Anoma Sooriyaarchchi, Nimmi De Zoysa, Damayanthi Darsha
CIV Marie Gnahoré, Makaridja Sanganoko, Amandine Allou Affou, Louise Ayétotché
CAN Tara Perry, Erica Witter, Esi Benyarku, Martha Adusei

Heat 2: 1, France 42.49; 2, United States 42.64; 3, Great Britain & NI 43.08; 4, Russia 43.28; (non-qualifiers) 5, Belgium 44.19; 6, Uzbekistan 45.99
Teams:
FRA Sylvianne Félix, Frédérique Bangué, Muriel Hurtis, Odiah Sidibé
USA Angela Williams, Chryste Gaines, Inger Miller, Torri Edwards
GBR Marcia Richardson, Sarah Wilhelmy, Vernicha James, Abiodun Oyepitan
RUS Natalya Ignatova, Irina Khabarova, Mariya Kislova, Larisa Kruglova
BEL Nancy Callaerts, Katleen De Caluwé, Elodie Ouédraogo, Kim Gevaert
UZB Anna Kazakova, Guzel Khubbiyeva, Lyudmila Dmitriadi, Lyubov Perepelova

Paris 2003

Final (Aug 30)

1,	France	41.78
2,	United States	41.83
3,	Russia	42.66
4,	Ukraine	43.07
5,	Germany	43.27
6,	Belgium	43.45
7,	Belarus	43.47
	Jamaica	DNF

The first round previewed a titantic battle between the United States and France, whose teams each won with times of 42.03 and 42.04 respectively. Whereas the French were at full strength in their heat, the US had rested the original individual 10mm gold and silver medallists, Kelli White and Torri Edwards. The plan had been to bring those two in for the final, but the prospect of disqualification was hanging over White because of her positive test for a stimulant after the individual 100m. Had she contested the relay, then her team's result would have been ultimately annulled following her later admission of drug-taking. Actually White withdrew herself from consideration, but the US team for the final was still strengthened by the insertion of Edwards on the anchor.

The draw put the USA in lane 4 with France in 6. The two teams were close throughout the race with neither making major mistakes. Edwards got the baton with a slight lead. French anchor Arron was a disappointed sixth/fifth in the individual final but was a renowned relay runner. To the crowd's delight she gradually caught then passed Edwards, giving France their second gold of the day just 20 minutes after that of long jumper Eunice Barber.

Teams:

FRA	Patricia Girard, Muriel Hurtis, Sylviane Félix, Christine Arron
USA	Angela Williams, Chryste Gaines, Inger Miller, Torri Edwards
RUS	Olga Fyodorova, Yuliya Tabakova, Marina Kislova, Larisa Kruglova
UKR	Tatyana Tkalich, Anzhela Kravchenko, Yelena Pastushenko, Oksana Kaydash
GER	Melanie Paschke, Marion Wagner, Sandra Möller, Katja Wakan
BEL	Katleen de Caluwé, Audrey Rochtus, Elodie Ouédraogo, Kim Gevaert
BLR	Yuliya Nesterenko, Oksana Dragun, Yelena Nevmerzhitskaya, Natalya Safronnikova
JAM	Vonette Dixon, Elva Goulbourne, Beverly McDonald, Brigitte Foster

First round (First 2 & 2 fastest to final) (Aug 29)

Heat 1: 1, United States 42.03; 2, Russia 42.62; 3, Belarus 43.11; (Non-qualifiers) 4, Greece 43.81; 5, Spain 44.08; 6, Ivory Coast 45.60

Teams:

USA	Angela Williams, Chryste Gaines, Inger Miller, Lauryn Williams
RUS	Olga Fyodorova, Yuliya Tabakova, Marina Kislova, Larisa Kruglova
BLR	Yuliya Nesterenko, Oksana Dragun, Yelena Nevmerzhitskaya, Natalya Safronnikova
GRE	Yeoryía Koklóni, Magdaliní Padaléon, Marína Vasarmídou, Katerína Thánou
ESP	Carmen Blay, Belén Recio, Cristina Sanz, Glory Alozie
CIV	Matagari Diazasouba, Affoué Allou, Marie Gnahore, Louise Ayétotché

Heat 2: 1, Ukraine 43.26; 2, Belgium 43.36; (Non-qualifiers) 3, Bahamas 43.64; 4, Cuba 43.82; 5, Netherlands 43.96; 6, Australia 44.11

Teams:

UKR	Tatyana Tkalich, Anzhela Kravchenko, Yelena Pastushenko, Oksana Kaydash
BEL	Katleen de Caluwé, Audrey Rochtus, Elodie Ouédraogo, Kim Gevaert
BAH	Tamicka Clarke, Savatheda Fynes, Debbie Ferguson, Shandria Brown
CUB	Dainelky Pérez, Roxana Díaz, Virgen Benavídes, Mileydis Lazo
NED	Joan van den Akker, Jacqueline Poelman, Pascal van Assendelft, Annemarie Kramer
AUS	Amy Harris, Sharon Cripps, Lauren Hewitt, Sally McLellan

Heat 3: 1, France 42.04; 2, Jamaica 43.05; 3, Germany 43.34; (Non-qualifiers) 4, Japan 44.57; 5, Uzbekistan 45.74; Sweden DNF; Slovenia DQ (r170.14) (44.81)

Teams:

FRA	Patricia Girard, Muriel Hurtis, Sylviane Félix, Christine Arron
JAM	Lacena Golding-Clarke, Elva Goulbourne, Beverly McDonald, Brigitte Foster
GER	Melanie Paschke, Marion Wagner, Sandra Möller, Katja Wakan
JPN	Tomoko Ishida, Ayumi Suzuki, Kaori Sakagami, Motoka Arai
UZB	Guzel Khubbiyeva, Lyudmila Dmitriadi, Anna Kazakova, Anastasiya Zhuravlyeva
SWE	Susanna Kallur, Carolina Klüft, Jenny Kallur, Jenny Ljunggren
SLO	Alenka Bikar, Kristina Zumer, Maja Nose, Merlene Ottey

Helsinki 2005

Final (Aug 13)

1,	United States	41.78
2,	Jamaica	41.99
3,	Belarus	42.56
4,	France	42.85
5,	Brazil	42.99
6,	Columbia	43.07
7,	Nigeria	43.25
8,	Poland	43.49

The United States were the fastest in the heats, clocking 42.16 in the first heat with the Bahamian team failing to finish after Chandra Sturrup was accidentally knocked over while waiting for the baton at the start of the backstraight. France edged Jamaica in the second race and Belarus won the final heat in 42.80, where Russia messed up their final baton change and did not finish.

Using the same squad in the final, the United States team was led off by Daigle, who ran even with Nesterenko, and a metre ahead of Jamaica. Lee then held Simpson, with Belarus losing ground. Barber extended the US lead to 3m, and 100m winner Lauryn Williams took the US team to a 2m win, as Veronica Campbell gained a metre on the last leg. Belarus held on to third place, as Christine Arron closed quickly to take the slow-starting French team from sixth to fourth on the anchor leg. Barber became only the second athlete to win gold in both relays, the other being Gwen Torrence in 1993. Allyson Felix was to follow soon.

Teams:

USA	Angela Daigle, Muna Lee, Me'Lisa Barber, Lauryn Williams
JAM	Danielle Browning, Sherone Simpson, Aleen Bailey, Veronica Campbell
BLR	Yuliya Nesterenko, Natalya Sologub, Yelena Nevmerzhitskaya, Oksana Dragun
FRA	Patricia Buval, Lina Jacques-Sebastien, Fabé Dia, Christine Arron
BRA	Raquel da Costa, Lucimar de Moura, Tathiana Regina Ignácio, Luciana dos Santos
COL	Melisa Murillo, Felipa Palacios, Darlenis Obregón, Norma González
NGR	Gloria Kemasuode, Endurance Ojokolo, Damola Osayomi, Mercy Nku
POL	Iwona Dorobisz, Daria Onysko, Dorota Dydo, Iwona Brzezińska

First round (First 2 & 2 fastest to final) (Aug 12)

Heat 1: 1, United States 42.16; 2, Nigeria 43.53; (Non-qualifiers) 3, Sweden 43.67; 4, Great Britain & NI 43.83; Bahamas DNF; Netherlands DQ (r170.14)

Teams:

USA	Angela Daigle, Muna Lee, Me'Lisa Barber, Lauryn Williams
NGR	Gloria Kemasuode, Endurance Ojokolo, Damola Osayomi, Mercy Nku
SWE	Emma Rienas, Carolina Klüft, Jenny Kallur, Susanna Kallur
GBR	Emily Freeman, Emma Ania, Laura Turner, Katherine Endacott
BAH	Tamicka Clarke, Chandra Sturrup, Savatheda Fynes, Philippa Arnett-Willie
NED	Pascal van Assendelft, Jacqueline Poelman, Annemarie Kramer, Judith Baarssen

Heat 2: 1, France 42.86; 2, Jamaica 42.97; 3, Colombia 43.03; 4, Brazil 43.22; (Non-qualifier) 5, Italy 44.03

Teams:

FRA	Patricia Buval, Lina Jacques-Sebastien, Fabé Dia, Christine Arron
JAM	Danielle Browning, Sherone Simpson, Beverly McDonald, Aleen Bailey
COL	Melisa Murillo, Felipa Palacios, Darlenis Obregón, Norma González
BRA	Raquel da Costa, Lucimar de Moura, Tathiana Regina Ignácio, Luciana dos Santos
ITA	Elena Sordelli, Vincenza Calì, Manuela Grillo, Maria Aurora Salvagno
FIN	Ilona Ranta, Katja Salivaara, Sari Keskitalo, Heidi Hannula

Heat 3: 1, Belarus 42.80; 2, Poland 43.37; 3, Belgium 43.40; 4, Ukraine 43.62; 5, Japan 44.52; Russia DNF

Teams:

BLR	Yuliya Nesterenko, Natalya Sologub, Yelena Nevmerzhitskaya, Oksana Dragun
POL	Iwona Dorobisz, Daria Onysko, Dorota Dydo, Iwona Brzezińska
BEL	Katleen de Caluwe, Nancy Callaerts, Elodie Ouédraogo, Kim Gevaert
UKR	Iryna Kozhemyakina, Iryna Shepetyuk, Iryna Shtanhyeyeva, Yelena Pastushenko
JPN	Tomoko Ishida, Ayumi Suzuki, Yuka Sato, Sakie Nobuoka
RUS	Yekaterina Kondratyeva, Yuliya Gushchina, Irina Khabarova, Larisa Kruglova

Osaka 2007

Final (Sep 1)

1,	United States	41.98
2,	Jamaica	42.01
3,	Belgium	42.75
4,	Great Britain & NI	42.87
5,	Russia	42.97
6,	Belarus	43.37
7,	Germany	43.51
8,	Poland	43.57

The top teams were evenly-matched on the first leg of the final, with Williams and Brooks both clocked in 11.05 by the Biomechanics Team of IAAF and JAAF. Felix opened up a gap of a metre on Stewart, and the US lead was increased on the third leg as Mikele Barber gained a further metre on Simone Facey. Edwards (10.21) held off Campbell (10.06) by half a metre, though Campbell was closing in rapidly on the American at the finish. Britain led the chasing group at the final exchange, but Gevaert took Belgium from sixth to third with a stirring anchor leg of 10.17.

Teams & splits where known:

USA	Lauryn Williams 11.05, Allyson Felix 10.28, Mikele Barber 10.44, Torri Edwards 10.21
JAM	Sheri-Ann Brooks 11.05, Kerron Stewart 10.38, Simone Facey 10.52, Veronica Campbell 10.06
BEL	Olivia Borlee 11.37, Hanna Mariën 10.71, Elodie Ouédraogo 10.50, Kim Gevaert 10.17
GBR	Laura Turner 11.13, Montell Douglas 10.70, Emily Freeman 10.55, Joice Maduaka 10.49
RUS	Yekaterina Grigorieva 11.20, Natalia Rusakova 10.72, Yuliya Gushchina 10.36, Yevgeniya Polyakova 10.69
BLR	Anastasia Shuliak, Natalya Safronnikova, Yelena Nevmerzhitskaya, Oksana Dragun
GER	Katja Wakan, Cathleen Tschirch, Johanna Kedzierski, Verena Sailer
POL	Marta Jeschke, Daria Korczyńska, Dorota Jędrusińska, Ewelina Klocek

First round (First 3 & 2 fastest to final) (Sep 1)

Heat 1: 1, Belgium 42.85; 2, Russia 42.90; 3, Belarus 43.16; (Non-qualifiers) 4, PR of China 43.39; 5, Finland 43.41; 6, Nigeria 43.58; 7, France 43.88; 8, Australia 43.91; 9, Brazil 44.64

Teams:

BEL	Olivia Borlee, Hanna Mariën, Elodie Ouédraogo, Kim Gevaert
RUS	Irina Khabarova, Natalia Rusakova, Yuliya Gushchina, Yevgeniya Polyakova
BLR	Anastasia Shuliak, Natalya Safronnikova, Yelena Nevmerzhitskaya, Oksana Dragun
CHN	Tao Yujia, Chen Jue, Jiang Lan, Qin Wangping
FIN	Heidi Hannula, Sari Keskitalo, Ilona Ranta, Johanna Manninen
NGR	Gloria Kemasuode, Endurance Ojokolo, Damola Osayomi, Franca Idoko
FRA	Carima Louami, Muriel Hurtis-Houairi, Fabienne Beret-Martinel, Christine Arron
AUS	Sally McLellan, Melanie Kleeberg, Crystal Attenborough, Fiona Cullen
BRA	Thatiana Regina Ignâcio, Lucimar de Moura, Thaíssa Presti, Luciana dos Santos

Heat 2: 1, United States 42.24; 2, Jamaica 42.70; 3, Great Britain & NI 42.82; 4, Germany 43.17; 5, Poland 43.25; (Non-qualifiers) 6, Ghana 43.76; Cuba DQ (r163.2); Japan DQ (r170.14); Ukraine DNF

Teams:

USA	Carmelita Jeter, Mechelle Lewis, Mikele Barber, Lauryn Williams
JAM	Sheri-Ann Brooks, Kerron Stewart, Simone Facey, Shelly-Ann Fraser
GBR	Laura Turner, Montell Douglas, Emily Freeman, Joice Maduaka
GER	Katja Wakan, Cathleen Tschirch, Johanna Kedzierski, Verena Sailer
POL	Marta Jeschke, Daria Korczyńska, Dorota Jędrusińska, Ewelina Klocek
GHA	Gifty Addy, Elizabeth Amolofo, Esther Dankwah, Vida Anim
CUB	Virgen Benavides, Roxana Díaz, Mileidys Lazo, Yenima Arencibia
JPN	Saori Kitakaze, Sakie Nobuoka, Mayumi Watanabe, Momoko Takahashi
UKR	Yelena Chebanu, Nataliya Pohrebnyak, Iryna Shtanhyeyeva, Iryna Shepetyuk

Berlin 2009

Final (Aug 22)

1,	Jamaica	42.06
2,	Bahamas	42.29
3,	Germany	42.87
4,	Russia	43.00
5,	Brazil	43.13
6,	Great Britain & NI	43.16
7,	Trinidad & Tobago	43.43
8,	Colombia	43.71

In the Beijing Olympics neither of the favoured teams, the USA and Jamaica had won a medal. The bad luck continued for the US despite having clocked 41.58 – the best time of the 21st century – two weeks earlier. This time, their third-leg woman Muna Lee suffered an unfortunate injury at the point of changeover.

The Jamaican squad – which controversially omitted Veronica Campbell-Brown – clocked a snappy 41.88 in the heats but were not as quick in the final though Facey was slightly ahead of the Bahamas at the first changeover. Fraser, the 100m winner, added a metre to the Jamaican lead ahead of Sturrup, and Bailey. Kerron Stewart a 2m lead which she maintained over Debbie Ferguson-McKenzie. Germany held off Russia and Brazil for the bronze medal.

Teams & unofficial splits (where known)

JAM	Simone Facey 11.70, Shelly-Ann Fraser 10.04, Aleen Bailey 10.49, Kerron Stewart 9.83
BAH	Sheniqua Ferguson 11.76, Chandra Sturrup 10.09, Christine Amertil 10.50, Debbie Ferguson-McKenzie 9.94
GER	Marion Wagner 11.84, Anne Möllinger 10.25, Cathleen Tschirch 10.52, Verena Sailer 10.26
RUS	Yevgeniya Polyakova, Aleksandra Fedoriva, Yulia Gushchina, Yuliya Chermoshanskaya
BRA	Rosemar Maria Neto, Lucimar de Moura, Thaissa Presti, Vanda Gomes
GBR	Laura Turner, Montell Douglas, Emily Freeman, Emma Ania
TRI	Reyare Thomas, Kelly-Ann Baptiste, Ayanna Hutchinson, Semoy Hackett
COL	Yomara Hinestroza, Felipa Palacios, Darlenis Obregón, Norma González

First round (First 2 & 2 fastest to final) (Aug 22)

Heat 1: 1, Jamaica 41.88; 2, Bahamas 42.66; 3, Trinidad & Tobago 43.22; (Non-qualifiers) 4, Ukraine 43.77; 5, Saint Kitts & Nevis 43.98; 6, Belgium 43.99

Teams & unofficial splits (where known)

JAM	Simone Facey 11.46, Shelly-Ann Fraser 10.05, Aleen Bailey 10.43, Kerron Stewart 9.94
BAH	Sheniqua Ferguson, Chandra Sturrup, Christine Amertil, Debbie Ferguson-McKenzie
TRI	Reyare Thomas, Kelly-Ann Baptiste, Ayanna Hutchinson, Semoy Hackett
URK	Yelena Chebanu, Nataliya Pohrebnyak, Mariya Ryemyen, Hrystyna Stuy
SKN	Tanika Liburd, Meritzer Williams, Tameka Williams, Virgil Hodge
BEL	Olivia Borlée, Hanna Mariën, Elodie Ouédraogo, Anne Zagre

Heat 2: 1, Germany 42.96; 2, Colombia 43.30; 3, Great Britain & NI 43.34; (Non-qualifiers) 4, Belarus 44.12; 5, Thailand 44.59; Nigeria DQ (r40.1) (46.54)

Teams

GER	Marion Wagner, Anne Möllinger, Cathleen Tschirch, Verena Sailer
COL	Yomara Hinestroza, Felipa Palacios, Darlenis Obregón, Norma González
GBR	Laura Turner, Montell Douglas, Emily Freeman, Emma Ania
BLR	Anna Bogdanovich, Oksana Dragun, Alena Kievich, Yuliya Nesterenko
THA	Sangwan Jaksunin, Orranut Klomdee, Jutamass Tawoncharoen, Jintara Seangdee
NGR	Toyin Augustus DQ (r40.1), Halimat Ismaila, Seun Adigun, Damola Osayomi

Heat 3: 1, Brazil 43.07; 2, Russia 43.18; (Non-qualifiers) 3, Poland 43.63; 4, Japan 44.24; United States DNF

Teams

BRA	Rosemar Maria Neto, Lucimar de Moura, Thaissa Presti, Vanda Gomes
RUS	Yevgeniya Polyakova, Aleksandra Fedoriva, Yulia Gushchina, Natalia Rusakova
POL	Iwona Ziólkowska, Marta Jeschke, Dorota Jędrusińska, Iwona Brzezińska
JPN	Chisato Fukushima, Momoko Takahashi, Mayumi Watanabe, Maki Wada
USA	Lauryn Williams, Alexandria Anderson, Muna Lee, Carmelita Jeter

4 x 100 METRES RELAY

Multiple Medallists:

6	Beverly McDonald	JAM	91-1, 95-2, 97-2, 99-3, 01-3, 05-2 (ran ht)
4	Juliet Cuthbert	JAM	83-3, 91-1, 95-2, 97-2
	Merlene Ottey	JAM	83-3, 91-1, 93-3, 95-2
	Merlene Frazer	JAM	91-1 (ran ht), 97-2, 99-3, 01-3
3	Dahlia Duhaney	JAM	91-1, 93-3 (ran ht), 95-2
	Chryste Gaines	USA	95-1, 97-1, 03-2
	Christine Arron	FRA	97-3, 99-2, 03-1
	Sylviane Félix	FRA	97-3, 01-2, 03-1
	Patricia Girard/Léno	FRA	97-3, 99-2, 03-1
	Aleen Bailey	JAM	99-3, 05-2, 09-1
	Muriel Hurtis	FRA	99-2, 01-2, 03-1
	Lauryn Williams	USA	03-2 (ran ht), 05-1, 07-1
2	20 women		

Most Finals:

6	McDonald		91-1, 95-2, 97-2, 99-3, 01-3, 03-dnf
5	Girard/Léno		93-4, 95-5, 97-3, 99-2, 03-1
	Melanie Paschke	GER	93-5, 95-3, 97-4, 01-1, 03-5

Most Appearances:

7	McDonald	91-1, 95-2, 97-2, 99-3, 01-3, 03-dnf, 05-2h2

National Placings:

	1	2	3	4	5	6	7	8	Points
JAM	2	4	4	-	-	-	-	-	68
GER	2	1	3	1	4	-	1	-	64
USA	5	2	-	1	-	-	-	-	59
FRA	1	2	1	2	2	-	2	-	50
RUS	1	-	1	1	2	-	1	-	29
BAH	1	1	-	1	-	1	-	-	23
GBR	-	1	-	1	1	1	-	2	21
URS	-	1	1	-	-	1	-	-	16
NGR	-	-	-	2	-	-	2	-	14
BLR	-	-	1	-	-	1	1	-	11
BUL	-	-	-	2	-	-	-	-	10
BEL	-	-	1	-	-	1	-	-	9
CUB	-	-	-	-	-	3	-	-	9
BRA	-	-	-	-	2	-	-	-	8
CAN	-	-	-	-	1	1	-	-	7
COL	-	-	-	-	-	1	1	1	6
UKR	-	-	-	1	-	-	-	-	5
FIN	-	-	-	-	-	1	1	-	5
POL	-	-	-	-	-	-	1	2	4
GRE	-	-	-	-	-	1	-	-	3
ITA	-	-	-	-	-	-	1	-	2
TRI	-	-	-	-	-	-	1	-	2
AUS	-	-	-	-	-	-	-	1	1
CHN	-	-	-	-	-	-	-	1	1
TCH	-	-	-	-	-	-	-	1	1
Totals	**12**	**12**	**12**	**12**	**12**	**12**	**12**	**8**	**428**

4 x 400 Metres Relay — Helsinki 1983

Final (Aug 14)

1,	GDR	3:19.73
2,	Czechoslovakia	3:20.32
3,	USSR	3:21.16
4,	Canada	3:27.41
5,	United States	3:27.57
6,	FRG	3:29.43
7,	Bulgaria	3:30.36
8,	Romania	3:35.61

A third Helsinki gold medal for Jarmila Kratochvílová looked a distinct possibility, especially as the GDR would apparently be without Marita Koch, who had not raced at 400m all year.

Czechoslovakia, the GDR and the USSR dominated the final from start to finish. By putting individual silver medallist Kocembová on the first leg, the Czechs expected to get a big lead and this they managed when a terrific 48.93 split gave her team an advantage of 15m. The two Czech "weak links", Matejkovičová and Moravciková, followed. Matejkovičová lost all that advantage on the second leg as the GDR, through Sabine Busch, moved ahead. Then came the GDR's masterstroke: the unexpected insertion of Koch on stage three.

Less than three hours after taking the 200m title, Koch sped away from the opposition to open up a 25m gap with a split of 48.55. Some of this ground was, however, lost on the final changeover. Rübsam started a little early and Koch had to lunge three times before the baton was successfully passed. The USSR were now a clear second.

The GDR's lead proved too much for Kratochvílová, who nevertheless moved into second place with a brilliant 47.75. The winning time was the fourth quickest ever, and might well have been a world record had it not been for the fumble on the last exchange.

"That last race was the hardest," said Koch. "I could feel every one of the 11 races I had already run."

Teams & splits:

GDR	Kerstin Walther 50.95, Sabine Busch 49.45, Marita Koch 48.55, Dagmar Rübsam 50.78
TCH	Taťána Kocembová 48.93, Milena Matejkovičová 52.13, Zuzana Moravčíková 51.51, Jarmila Kratochvílová 47.75
URS	Yelena Korban 51.51, Marina Ivanova 49.84, Irina Baskakova 50.38, Mariya Pinigina 49.79
CAN	Charmaine Crooks 51.95, Jillian Richardson 51.95, Molly Killingbeck 52.43, Marita Payne 51.08
USA	Roberta Belle 53.63, Easter Gabriel 52.08, Rosalyn Bryant 51.41, Denean Howard 50.45
FRG	Rita Daimer 54.40, Ute Thimm 51.62, Gisela Gottwald 52.78, Gaby Bussmann 50.63
BUL	Svobodka Damyanova 53.85, Rositsa Stamenova 51.24, Katya Ilieva 52.87, Galina Penkova 52.40
ROU	Iulia Radu 54.14, Daniela Matei 53.13, Cristieana Cojocaru 53.86, Elena Lina 54.48

First round (First 3 & 2 fastest to final) (Aug 13)

Heat 1: 1, United States 3:26.82; 2, Canada 3:27.21; 3, Czechoslovakia 3:27.60; 4, FRG 3:29.70; 5, Romania 3:30.96 (All qualified)

Teams & splits:

USA	Roberta Belle 52.52, Easter Gabriel 52.50, Rosalyn Bryant 50.69, Denean Howard 51.11
CAN	Charmaine Crooks 51.45, Jillian Richardson 53.20, Molly Killingbeck 50.82, Marita Payne 51.74
TCH	Milena Matejkovičová 53.32, Zuzana Moravčíková 52.10, Taťána Kocembová 50.24, Jarmila Kratochvílová 51.94
FRG	Rita Daimer 52.82, Ute Thimm 53.10, Gisela Gottwald 52.54, Gaby Bussmann 51.24
ROU	Iulia Radu 53.38, Daniela Matei 52.37, Cristieana Cojocaru 51.93, Elena Lina 53.28

Heat 2: 1, USSR 3:28.77; 2, GDR 3:29.05; 3, Bulgaria 3:31.11; (Non-qualifiers) 4, Jamaica 3:34.17; 5, Puerto Rico 3:42.79

Teams & splits:

URS	Yelena Korban 50.85, Marina Ivanova 51.10, Irina Baskakova 52.17, Mariya Pinigina 54.65
GDR	Kerstin Walther 52.40, Udine Bremer 51.57, Ellen Fiedler 51.73, Sabine Busch 53.35
BUL	Svobodka Damyanova 53.61, Rositsa Stamenova 51.66, Katya Ilieva 52.42, Galina Penkova 53.42
JAM	Cathy Rattray 52.80, Ovrill Brown 52.66, Jacqueline Pusey 53.14, Grace Jackson 55.57
PUR	Madeline de Jesús 54.03, Vilma Paris 55.87, Margaret de Jesús 56.27, Nilsa Paris 56.62

Rome 1987

Final (Sep 6)

1,	GDR	3:18.63
2,	USSR	3:19.50
3,	United States	3:21.04
4,	Canada	3:24.11
5,	FRG	3:24.94
6,	Jamaica	3:27.51
7,	France	3:27.60
8,	Bulgaria	3:30.24

Sabine Busch claimed her third World Championship gold medal when she comfortably held off individual champion Olga Bryzgina on the anchor leg.

The GDR looked vulnerable without Marita Koch and were only fifth after the first changeover. However, Emmelmann's stint of 49.1

followed by Müller 48.64 gave Busch a 15m advantage at the last changeover. The United States were an isolated third.

Teams & splits:
GDR Dagmar Neubauer 51.4, Kirsten Emmelmann 49.1, Petra Müller 48.64, Sabine Busch 49.48
URS Aelita Yurchenko 51.2, Olga V. Nazarova 50.2, Mariya Pinigina 49.09, Olga Bryzgina 49.03
USA Diane Dixon 50.9, Denean Howard 50.3, Valerie Brisco 49.97, Lillie Leatherwood 49.86
CAN Charmaine Crooks 51.0, Molly Killingbeck 51.5, Marita Payne 51.02, Jillian Richardson 50.59
FRG Ute Thimm 50.85, Helga Arendt 52.9, Gudrun Abt 50.86, Gisela Kinzel 50.58
JAM Cathy Rattray 51.8, Sandra Farmer 52.6, Ilrey Oliver 51.78, Sandie Richards 51.31
FRA Nathalie Simon, Nadine Debois, Hélène Huart 51.53, Fabienne Ficher 51.23
BUL Tsvetanka Ilieva 51.6, Rositsa Stamenova 52.7, Pepa Pavlova 53.78, Yuliana Marinova 52.19

First round (First 3 & 2 fastest to final) (Sep 5)
Heat 1: 1, USSR 3:20.75; 2, United States 3:22.32; 3, Canada 3:24.50; 4, France 3:27.76; (Non-qualifiers) 5, Cuba 3:29.78; 6, Kenya 3:30.16; 7, Brazil 3:30.91; 8, India 3:31.55
Teams & splits where known:
URS Aelita Yurchenko 50.43, Olga V. Nazarova 50.42, Mariya Pinigina 49.80, Olga Bryzgina 50.10
USA Diane Dixon, Denean Howard, Valerie Brisco, Lillie Leatherwood
CAN Charmaine Crooks, Molly Killingbeck, Marita Payne, Jillian Richardson
FRA Nathaline Simon, Nadine Debois, Hélène Huart, Fabienne Ficher
CUB Esther Petitón, Odalis Hernández, Tania Fernández, Ana Quirot 49.9
KEN Geraldine Shitandayi, Florence Wanjiru, Esther Kavaya, Francisca Chepkurui
BRA Suzete Montalvao, María Fialho Bortolocci, Soraya Telles, María Figueirêdo
IND Vandana Shanbag, Vandana Rao, Shiny Abraham, P. T. Usha

Heat 2: 1, GDR 3:22.97; 2, Bulgaria 3:25.85; 3, FRG 3:26.75; 4, Jamaica 3:27.13; (Non-qualifiers) 5, Hungary 3:31.56; 6, Italy 3:31.72; 7, Spain 3:32.01; 8, Ireland 3:32.56
Teams & splits where known:
GDR Kirsten Emmelmann, Dagmar Neubauer, Cornelia Ulrich, Petra Müller 49.2
BUL Malena Andonova, Rositsa Stamenova, Pepa Pavlova, Yuliana Marinova
FRG Karin Lix, Helga Arendt, Gudrun Abt, Gisela Kinzel
JAM Cathy Rattray 52.13, Sandie Richards, Sandra Farmer, Ilrey Oliver
HUN Erzsebet Szabó, Erika Szopori, Noemi Bátori, Judit Forgács
ITA Rossana Morabito, Cosetta Campana, Nevia Pistrino, Erica Rossi
ESP Rosa Colorado, Cristina Pérez, Montserrat Pujol, Blanca Lacambra
IRL Carroll Walsh, Barbara Johnson, Patricia Walsh, Patricia Amond

Tokyo 1991

Final (Sep 1)

1,	USSR	3:18.43
2,	United States	3:20.15
3,	Germany	3:21.25
4,	Great Britain & NI	3:22.01
5,	Nigeria	3:24.45
6,	Canada	3:27.42
7,	Spain	3:27.57
8,	Hungary	3:29.07

The United States opened up a big lead on the first leg but were reeled in by the Soviet Union. Thanks to a sub-49 leg by Olga V. Nazarova, Bryzgina – the reigning Olympic Champion – took over level with Lillie Leatherwood on the anchor leg. The American proved to be no match for Bryzgina, who won her third (and the USSR's final) World Championship gold.

Germany's bronze medal was due to the inclusion of double sprint champion Krabbe on the second leg. She clocked 49.8 to bring her team up from sixth to third. They lost this place temporarily to Great Britain before Breuer produced the fastest split of the day on the anchor leg.

Teams & splits:
URS Tatyana Ledovskaya 51.7, Lyudmila Dzhigalova 49.2, Olga V. Nazarova 48.87, Olga Bryzgina 48.67
USA Rochelle Stevens 50.8, Diane Dixon 49.7, Jearl Miles 49.24, Lillie Leatherwood 50.38
GER Uta Rohländer 52.0, Katrin Krabbe 49.8, Christine Wachtel 50.76, Grit Breuer 48.65
GBR Lorraine Hanson 51.8, Phylis Smith 51.0, Sally Gunnell 49.46, Linda Keough 49.71
NGR Fatima Yusuf 51.57, Mary Onyali 51.63, Airat Bakare 51.28, Charity Opara 49.97
CAN Rosie Edeh 51.9, Karen Clarke 52.1, Cheryl Allen 52.51, Charmaine Crooks 50.89
ESP Julia Merino 52.2, Blanca Lacambra 52.0, Sandra Myers 50.85, Gregoria Ferrer 52.56
HUN Edit Molnár 54.0, Ágnes Kozáry 51.4, Noémi Bátori 51.76, Judit Forgács 51.87

First round (First 3 & 2 fastest to final) (Aug 31)
Heat 1: 1, United States 3:24.92; 2, Germany 3:25.93; 3, Canada 3:27.15; 4, Hungary 3:28.38; (Non-qualifiers) 5, Switzerland 3:30.32; 6, Norway 3:32.76
Teams:
USA Rochelle Stevens, Diane Dixon, Natasha Kaiser, Lillie Leatherwood
GER Uta Rohländer, Annet Hesselbarth, Christine Wachtel, Kathrin Schreiter
CAN Rosie Edeh, Karen Clarke, Cheryl Allen, Charmaine Crooks
HUN Edit Molnár, Ágnes Kozáry, Noémi Bátori, Judit Forgács
SUI Kathrin Luhti, Regula Scalabrin, Martha Grossenbacher, Anita Protti
NOR Trine Rugsveen, Lisbeth Pettersen, Mona Karin Riisnes, Sølvi Olsen

Heat 2: 1, USSR 3:23.38; 2, Great Britain & NI 3:23.89; 3, Nigeria 3:26.29; 4, Spain 3:29.12; (Non-qualifiers) 5, Cuba 3:31.43; 6, Japan 3:35.82; 7, India 3:38.54
Teams:
URS Anna Chuprina, Lyudmila Dzhigalova, Tatyana Alekseyeva, Olga V. Nazarova
GBR Lorraine Hanson, Phylis Smith, Sally Gunnell, Linda Keough
NGR Charity Opara, Airat Bakare, Omotayo Akinremi, Fatima Yusuf
ESP Blanca Lacambra, Julia Merino, Esther Lahoz, Sandra Myers
CUB Lencys Montelier, Odalmis Limonta, Nery McLeón, Ana Quirot
JPN Yumiko Tokuda, Masayo Kitagwa, Ryoko Sato, Keiko Amano
IND Ashwini Nachappa, Alphonsa Rayen, Sylvina Cecil Pais, Saramma Kutty
(Split times for heats not taken)

Stuttgart 1993

Final (Aug 22)

1,	United States	3:16.71
2,	Russia	3:18.38
3,	Great Britain & NI	3:23.41
4,	Jamaica	3:23.83
5,	Germany	3:25.49
6,	France	3:27.08
7,	Czech Republic	3:27.94
8,	Switzerland	3:28.52

The 500m stagger often hides the quickest runners on the first leg of a 4x400m relay. Not so this time because sprint star Gwen Torrence produced the astonishing time of 49.0 to give the United States a huge lead.

With the individual 400m gold and silver medallists to follow, the USA were never in danger of being caught, even though another sprint specialist, Irina Privalova, ran 48.47 for Russia on the anchor. The 400m hurdles winner Sally Gunnell anchored Great Britain to the bronze medal.

"I'm exhausted," said Torrence, who became the third woman to win four medals at a single World Championships. "I did not want to go home without a gold. This was my last chance."

Teams & splits:
USA Gwen Torrence 49.0, Maicel Malone 49.4, Natasha Kaiser-Brown 49.48, Jearl Miles 48.78
RUS Yelena Ruzina 50.8, Tatyana Alekseyeva 49.3, Margarita Ponomaryova 49.78, Irina Privalova 48.47
GBR Linda Keough 52.1, Phylis Smith 50.0, Tracy Goddard 51.44, Sally Gunnell 49.90
JAM Deon Hemmings 51.1, Inez Turner 51.1, Juliet Campbell 51.47, Sandie Richards 50.16
GER Heike Meissner 51.69, Sandra Seuser 51.59, Anja Rücker 50.77, Linda Kisabaka 51.44
FRA Elsa Devassoigne 53.0, Evelyne Elien 51.5, Francine Landre 51.13, Marie-Louise Bévis 51.50
TCH Nadezda Kostovalová 52.2, Helena Dziurová 52.4, Hana Benesová 52.53, Ludmila Formanová 50.92
SUI Helen Burkart 53.4, Regula Zurcher-Scalabrin 50.8, Marquita Brillante 52.48, Kathrin Luthi 51.74

First round (First 3 & 2 fastest to final) (Aug 21)
Heat 1: 1, Jamaica 3:23.82; 2, Russia 3:24.67; 3, Czech Republic 3:29.25; 4, Switzerland 3:29.67; (Non-qualifiers) 5, Ukraine 3:30.57; Cuba DNF; Canada DNS
Teams & splits:
JAM Beverly Grant 51.6, Inez Turner 50.6, Deon Hemmings 50.61, Sandie Richards 51.01
RUS Yelena Golesheva 51.1, Yelena Ruzina 50.8, Vera Sychugova 51.82, Tatyana Alekseyeva 50.98
TCH Nadezda Kostovalová 52.2, Helena Dziurová 53.5, Hana Benesová 52.53, Ludmila Formanová 51.02
SUI Marquita Brillante 55.1, Regula Zurcher-Scalabrin 51.2, Helen Burkart 52.75, Kathrin Luthi 50.62
UKR Olga Lisakova 53.4, Aelita Yurchenko 51.4, Yelena Nasonkina 51.80, Yelena Storchevaya 53.81
CUB Lencys Montelier 52.0 (dropped baton), Julia Duporty, Idalmis Bonne, Odlamis Limonta
CAN No declaration

Heat 2: 1, United States 3:24.08; 2, Great Britain & NI 3:27.04; 3, Germany 3:27.44; 4, France 3:28.62; (Non-qualifiers); 5, Nigeria 3:33.12; 6, Portugal 3:34.76; 7, Spain 3:38.61
Teams & splits:
USA Terri Dendy 51.6, Michelle Collins 50.9, Maicel Malone 50.00, Natasha Kaiser-Brown 51.41
GBR Linda Keough 52.7, Phylis Smith 50.8, Tracy Goddard 52.00, Sally Gunnell 51.60
GER Heike Meissner 52.1, Sandra Seuser 52.2, Anja Rücker 51.01, Linda Kisabaka 52.15
FRA Elsa Devassoigne 54.0, Evelyne Elien 51.8, Francine Landre 51.74, Marie-Louise Bévis 51.13
NGR Omolade Akinremi 54.0, Omotayo Akinremi 52.1, Bisi Afolabi 53.19, Emily Odoemenam 53.81
POR Marta Mareira 54.3, Elsa Amaral 53.1, Cristina Regalo 53.44, Natalia Moura 53.88
ESP Blanca Lacambra 55.22, Esther Lahoz 53.50, Yolanda Reyes 55.11, Miriam Alonso 54.78

Gothenburg 1995

Final (Aug 13)

1,	United States	3:22.39
2,	Russia	3:23.98
3,	Australia	3:25.88
4,	Germany	3:26.10
5,	Great Britain & NI	3:26.89
6,	Nigeria	3:27.85
7,	Cuba	3:29.27
	Jamaica	DQ (r163.3) (

There had been some debate behind the scenes about the composition of the US relay team. Gwen Torrence and hurdle stars Kim Batten and Tonja Buford were being considered by the coaching staff, but the main relay squad – selected on the basis of the US Championships – rejected this proposal.

In the event, the US won easily, and were helped by the fact that Irina Privalova was injured in the 200m final and could not compete for Russia as she had done so impressively in 1993.

Britain led at the first changeover before Russia and the USA moved clear. On both the second and third legs, the Russian runner started quickly before fading and succumbing to their US rivals. A 49.56 anchor by Miles secured the US victory. Hurdles medallist Hemmings overtook the Russian anchor to finish second for Jamaica.

The second fastest split of the race was 49.57 by Cathy Freeman, who brought Australia from a distant sixth to fourth ... then third when Jamaica were disqualified for a lane infringement.

Teams & splits:
USA Kim Graham 51.1, Rochelle Stevens 50.7, Camara Jones 51.01, Jearl Miles 49.56
RUS Tatyana Chebykina 51.1, Svetlana Goncharenko 51.2, Yuliya Sotnikova 51.25, Yelena Andreyeva 50.44
AUS Lee Naylor 52.6 estimate, Renee Poetschka 51.9 estimate, Melina Gainsford 51.82, Cathy Freeman 49.57
GER Karin Janke 52.1, Silke Knoll 50.7, Linda Kisabaka 51.09, Uta Röhlander 52.24
GBR Melanie Neef 51.0, Stephanie Llewellyn 52.1, Lorraine Hanson 52.21, Georgina Oladapo 51.58
NGR Olabisi Afolabi 51.9, Faliliat Ogunkoya 51.7, Lade Akinremi 53.49, Fatima Yusuf 50.72
CUB Surella Morales 52.42, Nancy McLeon 51.91, Idalmis Bonne 52.69, Julia Duporty 52.25
JAM Revoli Campbell 51.5, Merlene Frazer 51.4, Sandie Richards 50.49, Deon Hemmings 50.35

First round (First 3 & 2 fasest to final) (Aug 12)
Heat 1: 1, Russia 3:22.24; 2, Australia 3:26.08; 3, Cuba 3:26.32; (Non-qualifiers) 4, Ukraine 3:26.43; 5, France 3:27.11; 6, Spain 3:31.71; Colombia COL DNF
Teams & splits:
RUS Tatyana Chebykina 51.0, Svetlana Goncharenko 50.5, Tatyana Zakharova 50.62, Yelena Andreyeva 50.09
AUS Lee Naylor 52.4, Renee Poetschka 51.0, Melinda Gainsford 51.90, Cathy Freeman 50.76
CUB Surella Morales 51.8, Nancy McLeon 51.3, Idalmis Bonne 52.26, Julia Duporty 50.97
UKR Viktoriya Fomenko 52.5, Olga Moroz 51.4, Irina Lenskaya 52.22, Yelena Rurak 50.28
FRA Marie-Louise Bévis 53.4, Viviane Dorsile 52.1, Evelyne Elien 51.30, Marie-José Pérec 50.30
ESP Esther Lahoz 54.2, Sandra Myers 50.7, Mariam Bravo 54.47, Yolanda Reyes 52.38
COL Patricia Rodríguez DNF, Elia Manuela Mera, Mirtha Brock, Norfalia Carabali

Heat 2: 1, United States 3:23.29; 2, Jamaica 3:23.71; 3, Germany 3:23.84; 4, Nigeria 3:25.42; 5, Great Britain & NI 3:25.50; (Non-qualifiers) 6, Czech Republic 3:26.27; 7, Italy 3:30.88
Teams & splits:
USA Kim Graham 51.5, Rochelle Stevens 50.1, Nicole Green 51.49, Camara Jones 50.21
JAM Claudine Williams 51.6, Merlene Frazer 51.9, Revoli Campbell 50.00, Sandie Richards 50.21
GER Linda Kisabaka 52.0, Karin Janke 51.0, Sandra Kuschmann 50.68, Uta Röhlander 50.18
NGR Falilat Ogunkoya 51.8, Olabisi Afolabi 50.9, Lade Akinremi 53.17, Fatima Yusuf 49.59
GBR Melanie Neef 51.7, Stephanie Llewellyn 51.4, Lorraine Hanson 51.71, Georgina Oladapo 50.67
CZE Nadezda Kostovalová 52.6, Hana Benesová 51.6, Ludmila Formanová 50.76, Helena Fuchsová 51.34
ITA Francesca Carbone 53.3, Patrizia Spuri 52.1, Danielle Perpoli 53.39, Virna De Angeli 52.10

Athens 1997

Final (Aug 10)

1,	Germany	3:20.92
2,	United States	3:21.03
3,	Jamaica	3:21.30
4,	Russia	3:21.57
5,	Czech Republic	3:23.73
6,	Great Britain & NI	3:26.27
7,	Nigeria	3:30.04
8,	Italy	3:30.63

Races don't come much more exciting than this one as four teams were still in contention at the last change-over. As the runners entered the final straight it was Alekseyeva of Russia leading from Richards of Jamaica, Miles-Clark of USA and Breuer of Germany. Based on form in the individual 400m it looked as though Richards (2nd) and Miles-Clark (3rd) would fight it out, as indeed they did, but for silver. It was Breuer, only fourth in the 400m but always a notch better in relays, who dug deepest. She powered past a struggling Alekseyeva on the inside and stole a march on the other two to complete her leg in 48.69. Having been suspended at the time of the last two editions, these were her first World Championships since, as a junior, she finished second in the 400m in 1991. Miles-Clark ran her anchor in 49.19 and Richards 49.45.

Teams & splits:
GER Anke Feller 51.7, Uta Rohländer 50.2, Anja Rücker 50.38, Grit Breuer 48.69
USA Maicel Malone 51.2, Kim Graham 50.2, Kim Batten 50.51, Jearl Miles-Clark 49.19
JAM Inez Turner 52.4, Lorraine Graham 49.9, Deon Hemmings 49.58, Sandie Richards 49.45
RUS Tatyana Chebykina 51.2, Olga Kotlyarova 49.8, Yekaterina Kulikova 50.43, Tatyana Alekseyeva 50.17
CZE Nadezda Kostovalová 52.0, Ludmila Formanová 51.7, Hana Benesová 50.21, Helena Fuchsová 49.83
GBR Allison Curbishley 51.5, Michelle Pierre 51.6, Michelle Thomas 52.27, Donna Fraser 50.95

NGR Olabisi Afolabi 51.30, Fatima Yusuf 54.20, Doris Jacob 52.74, Falilat Ogunkoya 51.80
ITA Patrizia Spuri 52.4, Francesca Carbone 52.1, Carla Barbarino 54.16, Virna De Angeli 51.96

First Round (First 3 & 2 fastest to final) (Aug 9)
Heat 1: 1, Germany 3:24.70; 2, Czech Republic 3:25.11; 3, Great Britain & NI 3:25.78; 4, Nigeria 3:27.94; (Non-qualifiers) 5, Hungary 3:35.56
Teams & splits:
GER Anke Feller 52.7, Uta Rohländer 50.0, Anja Rücker 51.76, Grit Breuer 50.29
CZE Nadezda Kostovalová 52.0, Hana Benesová 50.7, Ludmila Formanová 51.61, Helena Fuchsová 50.82
GBR Allison Curbishley 51.3, Michelle Pierre 51.9, Michelle Thomas 52.24, Donna Fraser 50.39
NGR Doris Jacob 53.2, Olabisi Afolabi 50.6, Saidat Onanuga 52.27, Falilat Ogunkoya 51.87
HUN Annamária Bori 54.4, Bárbara Pétrahn 52.8, Alice Kun 55.41, Judit Szekeres 53.03

Heat 2: 1, United States 3:25.37; 2, Jamaica 3:25.53; 3, Russia 3:25.83; 4, Italy 3:30.34; (Non-qualifiers) 5, Greece 3:37.14
Teams & splits:
USA Michelle Collins 51.2, Kim Graham 51.0, Natasha Kaiser-Brown 52.14, Maicel Malone 51.08
JAM Nadia Graham 52.3, Lorraine Graham 50.8, Inez Turner 51.87, Sandie Richards 50.58
RUS Tatyana Chebykina 51.8, Yuliya Tarasenko 51.0, Yekaterina Kulikova 51.39, Olga Kotlyarova 51.68
ITA Danielle Perpoli 54.3, Patrizia Spuri 51.6, Francesca Carbone 51.70, Virna De Angeli 52.75
GRE Hrisoula Goudenoudi 55.4, Maria Pahatouridou 53.6, Hristina Panagou 53.73, Marina Vasarmidou 54.44

Seville 1999

Final (Aug 29)

1,	Russia	3:21.98
2,	United States	3:22.09
3,	Germany	3:22.43
4,	Czech Republic	3:23.82
5,	Jamaica	3:24.83
6,	Australia	3:28.04
7,	Cuba	3:29.19
8,	Italy	3:29.56

The USA led narrowly from Russia for the first two legs thanks to Reid and Malone-Wallace, but Kotlyarova took the Russians into a four metre lead on the third stage and Nazarova, with a very mature run, just held off Miles-Clark on the anchor. Rücker and Breuer (with the race's fastest split of 49.04) on the final two legs hoisted Germany into third place, only a stride or two behind the leading duo. The highly rated Nigerians did not show up for their heat.

Teams & splits:
RUS Tatyana Chebykina 51.5, Svetlana Goncharenko 50.0, Olga Kotlyarova 50.28, Natalya Nazarova 50.17
USA Suziann Reid 51.4, Maicel Malone-Wallace 49.9, Michele Collins 50.99, Jearl Miles-Clark 49.83
GER Anke Feller 52.2, Uta Rohländer 51.6, Anja Rücker 49.58, Grit Breuer 49.04
CZE Jitka Burianová 51.9, Hana Benesová 51.6, Ludmila Formanová 50.52, Helena Fuchsová 49.84
JAM Beverly Grant 53.6, Lorraine Graham 49.6, Claudine Williams 51.07, Deon Hemmings 50.54
AUS Tania Van Heer 51.70, Lee Naylor 51.13, Susan Andrews 51.48, Cathy Freeman 53.73
CUB Julia Duporty 53.4, Zulia Calatayud 52.0, Yupalis Díaz 52.43, Idalmis Bonne 51.33
ITA Virna De Angeli 53.3, Patrizia Spuri 51.8, Francesca Carbone 52.58, Monica Niederstatter 51.90

First round (First 2 & 2 fastest to final) (Aug 28)
Heat 1: 1, Russia 3:24.51; 2, Australia 3:27.31; 3, Cuba 3:27.54; (Non-qualifiers) 4, Canada 3:28.47; 5, Senegal 3:30.99; 6, Spain 3:36.28
Teams & splits:
RUS Natalya Sharova 52.0, Yekaterina Bakhvalova 50.2, Tatyana Chebykina 51.51, Svetlana Goncharenko 50.78
AUS Tamsyn Lewis 53.3, Lee Naylor 50.6, Susan Andrews 52.01, Cathy Freeman 51.44
CUB Julia Duporty 53.3, Zulia Calatayud 51.3, Yupalis Díaz 52.00, Idalmis Bonne 50.97
CAN Karlene Haughton 53.1, LaDonna Antoine 51.8, Candice Jones 51.86, Foy Williams 51.72
SEN Aïda Diop 53.0, Tacko Diouf 51.5, Aminata Diouf 55.69, Amy Mbacke Thiam 50.81
ESP Elena Corcoles 54.0, Yolanda Reyes 54.8, Miriam Bravo 54.26, Lisette Ferri 53.26

Heat 2: 1, Germany 3:24.80; 2, Czech Republic 3:25.58; 3, Jamaica 3:27.78; (Non-qualifiers) 4, Great Britain & NI 3:27.99; 5, Cameroon 3:33.51; Liberia DQ (r41.1) (3:55.30)
Teams & splits:
GER Anke Feller 51.9, Uta Rohländer 51.3, Anja Knippel 50.37, Anja Rücker 51.20
CZE Jitka Burianová 51.7, Hana Benesová 51.2, Ludmila Formanová 50.82, Helena Fuchsová 51.85
JAM Beverly Grant 52.8, Charmaine Howell 51.9, Tracey Barnes 52.70, Claudine Williams 50.39
GBR Donna Fraser 51.8, Helen Frost 52.5, Michelle Thomas 52.49, Sinead Dudgeon 51.22
CMR Mireille Nguimgo 53.0, Myriam Mani 51.8, Stephanie Nicole Zanga 55.19, Claudine Komgang 53.52
LBR Jocelyn Harris 61.3, Grace Dinkins 55.6, Joetta Dweh 59.03, Hannah Cooper DQ (r40.1) (59.38)

Heat 3: 1, United States 3:25.10; 2, Italy 3:31.67; (Non-qualifiers) 3, Barbados 3:34.37; 4, India 3:36.54; Nigeria DNS
Teams &splits:
USA Suziann Reid 51.7, Maicel Malone-Wallace 50.7, Andrea Anderson 51.69, Michelle Collins 51.00
ITA Danielle Perpoli 54.2, Patrizia Spuri 52.1, Monica Niederstatter 53.07, Virna de Angeli 52.26
BAR Andrea Blackett 53.3, Melissa Straker 53.1, Lucy-Ann Richards 53.83, Joanne Durant 54.15
IND M K Asha 55.8, Beenamol Kalayathum 53.1, Rosa Kutty 53.36, Jincy Philip 54.32
NGR Falilat Ogunkoya, Charity Opara, Olabisi Afolabi, Mabel Madojemu

Edmonton 2001

Final (Aug 12)

1,	Jamaica	3:20.65
2,	Germany	3:21.97
3,	Russia	3:24.92
4,	United States	3:26.88
5,	Great Britain & NI	3:26.94
6,	France	3:27.54
7,	Poland	3:27.78
8,	Canada	3:27.93

Jamaica, a country with a share of bad luck in World Championship and Olympic relays, benefited from a terrible mistake by the United States anchor runner. The race started well for the USA when Miles-Clark – seeking a fifth successive world relay medal – opened up with a 50.2 first leg. Hennegan moved further away with a 49.7 on the second leg, and Collins held a 10m advantage over Parris. halfway through the third stage. Parris herself was 10m up on the Germans, and the Jamaican then closed slightly on Collins.

The US anchor runner Suzianne Reid would have wanted a cushion over her Jamaican counterpart, who was the World and Olympic silver medallist Lorriane Fenton. Collins delivered a 7m advantage, then suddenly Fenton emerged as the clear leader on the first bend. The Unfortunate Reid had received the baton safely, but then dropped it when passing it from her left to her right hand. It bounced behind her onto the infield and by the time she retrieved it, 40m and a certain medal had been lost. Jamaican went on to win in a Commonwealth record of 3:20.65. Observers felt that without the dropped baton, there would have been a great race between Fenton and Reid. A month later at the Goodwill Games in Brisbane, the same teams clashed again with the US defeating Jamaica 3:24.63 to 3:24.87.

Teams & splits
JAM Sandie Richards 50.9, Catherine Scott 50.1, Debbie-Ann Parris 49.70, Lorraine Fenton 49.95
GER Florence Ekpo-Umoh 51.7, Shanta Ghosh 50.0, Claudia Marx 50.61, Grit Breuer 49.65
RUS Irina Rosikhina 52.6, Yuliya Nosova 50.6, Anastasiya Kapachinskaya 51.11, Olesya Zykina 50.56
USA Jearl Miles-Clark 50.2, Monique Hennagan 49.7, Michele Collins 49.96, Suziann Reid 57.01 (dropped baton)
GBR Lee McConnell 52.2, Helen Frost 51.1, Natasha Danvers 51.97, Catherine Murphy 51.65
FRA Francine Landre 51.8, Anita Mormand 51.9, Sylvanie Morandais 51.97, Marie-Louise Bévis 51.84

POL Aleksandra Pieluzek 53.2, Grażyna Prokopek 50.8, Aneta Lemiesz 52.05, Małgorzata Pskit 51.74
CAN Foy Williams 52.33, Samantha George 51.38, Danielle Kot 52.83, LaDonna Antoine 51.39

First Round (First 3 & 2 fastest to final) (Aug 11)
Heat 1: 1, United States 3:21.97; 2, Jamaica 3:24.87; 3, Canada 3:25.68; 4, France 3:26.92; 5, Poland 3:27.37; (non-qualifiers) 6, Cuba 3:28.68; 7, Puerto Rico 3:30.81
Teams & splits:
USA Demetria Washington 50.3, Michele Collins 50.3, Mikele Barber 50.98, Suziann Reid 50.39
JAM Michelle Burgher 52.5, Catherine Scott 50.5, Deon Hemmings 51.49, Sandie Richards 50.42
CAN Foy Williams 51.5, Samantha George 51.8, Danielle Kot 51.47, LaDonna Antoine 50.91
FRA Francine Landre 52.0, Anita Mormand 51.3, Sylvanie Morandais 52.27, Marie-Louise Bévis 51.41
POL Aleksandra Pieluzek 52.7, Grażyna Prokopek 50.7, Aneta Lemiesz 51.97, Małgorzata Pskit 52.01
CUB Yudalis Díaz 53.3, Julia Duporty 50.5, Lisvania Grenot 53.22, Daimí Pernía 51.63
PUR Militza Castro 53.5, Yvonne Harrison 50.8, Sandra Moya 53.34, Yamelis Ortiz 53.14

Heat 2: 1, Germany 3:26.81; 2, Great Britain & NI 3:27.25; 3, Russia 3:27.39; (non-qualifiers) 4, Belarus 3:28.93; 5, Senegal 3:30.03; 6, Japan 3:33.51; 7, Spain 3:33.78
Teams & splits:
GER Florence Ekpo-Umoh 52.3, Shanta Ghosh 51.0, Claudia Marx 52.59, Grit Breuer 50.88
GBR Lee McConnell 52.4, Lesley Owusu 51.8, Catherine Murphy 51.49, Donna Fraser 51.57
RUS Natalya Shevtsova 52.9, Irina Rosikhina 51.9, Anastasiya Kapachinskaya 51.47, Olesya Zykina 51.12
BLR Natalya Safronnikova 53.2, Svetlana Usovich 52.3, Irina Khlyustova 52.15, Anna Kozak 51.34
SEN Aïda Diop 52.4, Tacko Diouf 52.0, Fatou Binetou Fall 54.62, Amy Mbacké Thiam 51.00
JPN Miho Sugimori 54.6, Kazue Kakinuma 52.5, Sakie Nobuoka 53.46, Makiko Yoshida 52.9
ESP Julia Alba 53.7, Norfalia Carabali 52.7, Mirián Bravo 53.79, Yolanda Reyes 53.53

Paris 2003

Final (Aug 31)

1,	United States	3:22.63
2,	Russia	3:22.91
3,	Jamaica	3:22.92
4,	Germany	3:26.25
5,	Poland	3:26.64
6,	Great Britain & NI	3:26.67
7,	Cameroon	3:27.08
	Senegal	DQ (r170.9) (3:25.83)

The United States made amends for their 2001 disappointment; this time it was the opposition who suffered at the final changeover. European Champion Zykina put Russia in front after leg one. Pechonkina increased that lead but the US were still contention at halfway, while Jamaica were also within range. On the third leg it was 200m champion-elect Kapachinskaya versus the hugely experienced Miles-Clark. The American closed to within 2m. Kapachinskaya exchanged to Nazarova, but the incoming Russian was momentarily blocked by the Senegalese anchor Thiam, who strolled illegally from the waiting echelon into lane 1 before her incoming team-mate had arrived. An unobstructed exchange between Miles-Clark and Sanya Richards popped the US team into a lead of 2m.

One felt that the American – still a junior – might succumb to Nazarova (fourth individually) and/or individual silver medallist Fenton who ran a brilliant first 300m to make up around 10m on the leading pair. However the 18 year-old ran a well-judged leg to hold on to her lead. Fenton could not quite get past the Russian despite clocking far and away the fastest split of the race, 49.38.

Teams & splits:
USA Me'lisa Barber 51.1, Demetria Washington 50.9, Jearl Miles Clark 50.05, Sanya Richards 50.58
RUS Olesya Zykina 50.8, Yuliya Pechonkina 50.6, Anastasiya Kapachinskaya 50.67, Natalya Nazarova 50.93
JAM Sandie Richards 52.0, Allison Beckford 50.5, Ronetta Smith 51.1, Lorraine Fenton 49.38
GER Claudia Marx 52.2, Birgit Rockmeier 51.5, Claudia Hoffmann 51.89, Grit Breuer 50.63
POL Monika Bejnar 52.6, Małgorzata Pskit 51.7, Anna Jesień 51.46, Grażyna Prokopek 50.91
GBR Lee McConnell 51.2, Jenny Meadows 51.8, Catherine Murphy 51.13, Natasha Danvers 52.48
CMR Mireille Nguimgo 51.7, Caroline Kaboud Mebam 52.1, Delphine Bertille Atangana 51.98, Hortense Béwouda 51.35
SEN Fatou Bintou Fall 51.4, Tacko Diouf 51.6, Aminata Diouf 52.36, Amy Mbacké Thiam 50.46

First round (First 2 & 2 fastest to final) (Aug 30)
Heat 1: 1, Jamaica 3:26.22; 2, Great Britain & NI 3:26.44; 3, Poland 3:26.66; (Non-qualifiers) 4, Greece 3:33.88; 5, India 3:42.25
Teams:
JAM Sandie Richards 53.2, Ronetta Smith 50.8, Michelle Burgher 51.29, Allison Beckford 50.99
GBR Helen Karagounis 53.0, Jenny Meadows 51.6, Catherine Murphy 51.54, Lee McConnell 50.36
POL Anna Pacholak 52.7, Monika Bejnar 51.3, Anna Jesień 51.71, Grażyna Prokopek 50.91
GRE Haríklia Boudá 55.8, Faní Halkiá 52.3, Yeoryía Koumnáki 53.81, Chrísoula Goudenoúdhi 51.92
IND Kalpana Reddy 55.0, Satti Geetha 55.2, Sagardeep Kaur 56.83, Manjit Kaur 55.29

Heat 2: 1, Russia 3:27.97; 2, Cameroon 3:29.40; (Non-qualifiers) 3, France 3:30.29; 4, Belarus 3:31.40; 5, Italy 3:32.00; 6, Bulgaria 3:33.92
Teams:
RUS Svetlana Pospelova 51.8, Svetlana Goncharenko 50.6, Olesya Zykina 51.67, Natalya Nazarova 53.93
CMR Mireille Nguimgo 51.9, Caroline Kaboud Mebam 52.9, Delphine Bertille Atangana 53.25, Hortense Béwouda 51.34
FRA Marie-Louise Bévis 53.2, Anita Mormand 51.4, Virginie Michanol 53.45, Solèn Desert 52.2
BLR Katerina Bobryk 54.5, Natalya Sologub 52.9, Irina Khlyustova 52.69, Svetlana Usovich 51.29
ITA Danielle Perpoli 54.1, Monika Niederstätter 53.1, Maria Teresa Schutzmann 52.98, Virna De Angeli 51.80
BUL Monika Gachevska 55.1, Mariana Dimitrova 52.3, Ekaterina Maschova 52.93, Nedyalka Nedkova 53.59

Heat 3: 1, United States 3:24.57; 2, Germany 3:27.97; 3, Senegal 3:28.37; (Non-qualifiers) 4, Ukraine 3:29.65; 5, Mexico 3:29.74; 6, Kazakstan 3:31.20; 7, Israel 3:32.99
Teams:
USA Me'lisa Barber 51.8, DeeDee Trotter 51.1, Sanya Richards 50.96, Jearl Miles Clark 50.69
GER Claudia Marx 52.3, Birgit Rockmeier 52.4, Claudia Hoffmann 52.52, Grit Breuer 50.78
SEN Fatou Bintou Fall 51.7, Tacko Diouf 53.0, Aminata Diouf 50.58, Amy Mbacké Thiam 53.19
UKR Natalya Pygyda 53.4, Olga Mishchenko 51.2, Aleksandra Ryzhkova 53.21, Antonina Yefremova 51.83
MEX Liliana Allen 54.0, Gabriela Medina 53.3, Mayra González 52.5, Ana Guevara 49.95
KAZ Tatyana Roslanova 52.9, Natalya Torshina 52.7, Olga Tereshkova 53.27, Svetlana Bodritskaya 52.24
ISR Irina Lenskiy 53.2, Svetlana Gnezdilov 53.5, Anat Morad 54.46, Anna Tkach 51.77

Helsinki 2005

Final (Aug 14)

1,	Russia	3:20.95
2,	Jamaica	3:23.29
3,	Great Britain & NI	3:24.44
4,	Poland	3:24.49
5,	Ukraine	3:28.00
6,	Germany	3:28.39
	Brazil	DQ (r170.9) (3:27.40)
	Belarus	DQ (r163.2) (3:27.00)

Russia won the first heat in a world leading 3:20.32, with Krasnomovets and Antyukh on the first two legs sealing their places in the final with legs of 50.1 and 49.4. The USA won the other heat in 3:23.38 and a great final was in prospect, except that lead-off runner Suziann Reid ran out of her lane, dooming her team to disqualification as did Moushami Robinson, who illegally switched position while waiting to start the third leg. One could not help but feel pity for Reid as she had been the one to drop the baton four years earlier in Edmonton.

Russia's Pechonkina started slowly in the final, but led Jamaica by a metre at the first handover. Krasnomovets gradually extended the lead in the last 100m of the second stage to 5m with a 49.7 split, as Novlene Williams ran 49.92 for Jamaica, some 10m ahead of Britain and Poland. The margin was 20m after Antyukh's leg, with Jamaica and Poland neck and neck. Pospelova finished 20 metres clear of Jamaica, running the same time as Lorraine Fenton (50.42), with Britain just holding off Poland for the bronze medal.

Teams & splits:

RUS Yuliya Pechonkina 51.1, Olesya Krasnomovets 49.7, Natalya Antyukh 49.72, Svetlana Pospelova 50.42
JAM Shericka Williams 51.38, Novlene Williams 49.92, Ronetta Smith 51.57, Lorraine Fenton 50.42
GBR Lee McConnell 51.5, Donna Fraser 50.9, Nicola Sanders 50.8, Christine Ohuruogu 51.27
POL Anna Guzowska 52.2, Monika Bejnar 50.2, Grażyna Prokopek 50.47, Anna Jesień 51.59
UKR Antonina Yefremova 52.6, Oksana Ilyushkina 52.5, Liliya Pilyugina 51.2, Natalya Pygyda 51.72
GER Claudia Marx 52.4, Claudia Hoffmann 51.2, Korinna Fink 53.14, Ulrike Urbansky 51.69
BRA María Laura Almirão 53.1, Geisa Coutinho 51.5, Josiane Tito 51.99, Lucimar Teodoro 50.83
BLR Yelena Nevmerzhitskaya 52.9, Natalya Sologub 51.3, Anna Kozak 52.48, Ilona Usovich 50.34

First round (First 3 & 2 fastest to final) (Aug 13)

Heat 1: 1, Russia 3:20.32; 2, Poland 3:26.04; 3, Belarus 3:27.65; 4, Germany 3:27.96; (Non-qualifiers) 5, Senegal 3:29.03; 6, Romania 3:30.97; 7, Belarus 3:38.96

Teams & splits:

RUS Olesya Krasnomovets 50.1, Natalya Antyukh 49.4, Tatyana Firova 50.09, Olesya Zykina 50.78
POL Anna Guzowska 52.6, Monika Bejnar 50.6, Grażyna Prokopek 51.02, Zuzanna Radecka 51.8
BLR Natalya Sologub 51.9, Yulyana Zhalniryuk 54.0, Anna Kozak 51.73, Ilona Usovich 50.02
GER Claudia Marx 52.2, Claudia Hoffmann 51.0, Korinna Fink 52.87, Ulrike Urbansky 51.93
SEN Aïda Diop 53.8, Fatou Binetou Fall 51.0, Aminata Diouf 53.72, Amy Mbacké Thiam 50.51
ROU Angela Moroşanu 52.6, Mihaela Neascu 52.7, Alina Rîpanu 52.75, Maria Rus 52.93
BUL Monika Gachevska 54.8, Mariyana Dimitrova 52.9, Nedialka Nedkova 55.06, Monika Ivanova 56.19

Heat 2: 1, Great Britain & NI 3:26.19; 2, Brazil 3:26.82; 3, Ukraine 3:27.23; 4, Jamaica 3:27.87; (Non-qualifers) 5, Mexico 3:31.41; 6, South Africa 3:31.71; United States DQ (r163.3) (3:23.38)

Teams & splits:

GBR Lee McConnell 51.3, Donna Fraser 51.9, Nicola Sanders 51.38, Christine Ohuruogu 51.56
BRA María Laura Almirão 52.3, Geisa Coutinho 52.1, Josiane Tito 51.56, Lucimar Teodoro 50.82
UKR Antonina Yefremova 52.3, Oksana Ilyushkina 52.5, Liliya Pilyugina 50.95, Natalya Pygyda 51.44
JAM Shericka Williams 52.1, Novlene Williams 50.7, Ronetta Smith 53.56, Lorraine Fenton 51.51
MEX Ruth Grajeda 54.3, Gabriela Medina 52.8, Mayra González 52.01, Magali Yañez 52.32
RSA Amanda Kotze 53.9, Dominique Koster 53.4, Surita Febbraio 52.45, Estie Wittstock 51.92
USA Suziann Reid 52.8, Monique Hennagan 50.2, Moushaumi Robinson 51.02, Monique Henderson 49.33

Osaka 2007

Final (Sep 2)

1,	United States	3:18.55
2,	Jamaica	3:19.73
3,	Great Britain & NI	3:20.04
4,	Russia	3:20.25
5,	Belarus	3:21.88
6,	Poland	3:26.49
7,	Cuba	3:27.05
8,	Mexico	3:29.14

Shericka Williams gave Jamaica the lead in the final, surprisingly heading Britain's new World Champion Ohuruogu 50.5 to 50.6. The tenor of the race changed on the second leg. Lloyd kept Jamaica in front till just before the 600m point, when Felix went past. The double 200m World Champion had covered her first half in 22.2, and she kept going to record 48.0 for her leg, giving the USA a 10m advantage they would maintain to the finish. Jamaica were four metres clear of Russia and Britain weres a similar margin behind the Russians. Veshkurova and McConnell ran the fastest third legs, leaving Jamaica just one metre ahead of Russia at the final take-over. Sanya Richards kept the USA clear of trouble with a well-judged 49.07 anchor. Novlene Williams's 48.93 was enough to hold off Sanders for the silver medal, despite the Briton's 48.76 leg which took her past Antyukh just before the finish. The US time was the fastest in the championships since 1993.

Teams & splits:

USA Deedee Trotter 51.2, Allyson Felix 48.0, Mary Wineberg 50.24, Sanya Richards 49.07
JAM Shericka Williams 50.5, Shereefa Lloyd 50.1, Davita Prendagast 50.18, Novlene Williams 48.93
GBR Christine Ohuruogu 50.6, Marilyn Okoro 50.9, Lee McConnell 49.79, Nicola Sanders 48.76
RUS Lyudmila Litvinova 51.1, Natalya Nazarova 50.0, Tatyana Veshkurova 49.79, Natalya Antyukh 49.40
BLR Yulyana Yushchanka 51.4, Iryna Khliustava 50.7, Ilona Usovich 49.97, Svetlana Usovich 49.78
POL Zuzanna Radecka 51.8, Grażyna Prokopek 50.6, Ewelina Sętowska-Drick 52.58, Anna Jesień 51.44
CUB Aymeé Martínez 52.2, Daimí Pernía 51.8, Zulia Calatayud 52.20, Indira Terrero 50.85
MEX Zudikey Rodriguez 53.7, Gabriela Medina 51.6, Nallely Vela 53.20, Ana Guevara 50.66

First round (First 3 & 2 fastest to final) (Sep 1)

Heat 1: 1, Russia 3:23.49; 2, Belarus 3:25.14; 3, Jamaica 3:26.14; 4, Cuba 3:27.04; (Non-qualifiers) 5, Nigeria 3:27.97; 6, Ukraine 3:30.76; 7, Romania 3:35.69

Teams & splits:

RUS Yelena Migunova 51.5, Natalya Nazarova 50.5, Lyudmila Litvinova 50.65, Tatyana Levina 50.79
BLR Yulyana Yushchanka 51.5, Iryna Khliustava 51.1, Anna Kozak 51.52, Svetlana Usovich 51.08
JAM Shericka Williams 51.9, Anastasia Le-Roy 52.8, Davita Prendagast 50.66, Shereefa Lloyd 50.83
CUB Aymeé Martínez 52.7, Daimí Pernía 51.6, Zulia Calatayud 51.56, Indira Terrero 51.21
NGR Shade Abugan 51.9, Christy Ekpukhon 51.7, Olouma Nwoke 52.03, Sekinat Adesanya 52.34
UKR Nataliya Pygyda 53.0, Antonina Yefremova 52.7, Olga Zavhorodnya 52.78, Oksana Shcherbak 52.28
ROM Taisia Crestincov 54.8, Liliana Popescu 53.8, Elena Mirela Lavric 54.54, Ionela Tîrlea 52.47

Heat 2: 1, United States 3:23.37; 2, Great Britain & NI 3:25.45; 3, Poland 3:26.45; 4, Mexico 3:27.14; (Non-qualifiers) 5, France 3:29.87; 6, Japan 3:30.17; 7, Brazil 3:34.34; India DQ (r170.8)

Teams & splits:

USA Deedee Trotter 51.3, Monique Hennagan 50.1, Mary Wineberg 50.78, Natasha Hastings 51.16
GBR Lee McConnell 51.6, Donna Fraser 51.6, Marilyn Okoro 50.88, Nicola Sanders 51.34
POL Agnieszka Karpiesiuk 53.1, Grażyna Prokopek 50.7, Zuzanna Radecka 50.47, Anna Jesień 52.19
MEX Zudikey Rodriguez 53.3, Gabriela Medina 51.2, Nallely Vela 52.94, Ana Guevara 49.70
FRA Thélia Sigère 53.6, Marie-Angélique Lacordelle 51.7, Phara Anacharsis 51.96, Solen Désert 52.62
JPN Sayaka Aoki 53.5, Asami Tanno 51.6, Satomi Kubokura 52.88, Mayu Kida 52.18
BRA Maria Laura Almirão 53.9, Emily Pinheiro 53.3, Sheila Ferreira 54.05, Josiane Tito 53.06
IND Mandeep Kaur 54.8, Manjeet Kaur 54.9, Chitra K. Soman 54.39, Iyleen Samantha not known

Berlin 2009

Final (Aug 23)

1,	United States	3:17.83
2,	Jamaica	3:21.15

3,	Russia	3:21.64
4,	Great Britain & NI	3:25.16
5,	Germany	3:27.61
6,	Nigeria	3:28.55
7,	France	3:30.16
8,	Cuba	3:36.99

The USA won its heat in 3:29.31, sensibly conserving energy, while Russia beat Jamaica 3:23.80 to 3:24.72. Dunn gave the US the lead in the final with a 50.5 opening leg, 2m clear of Kapachinskaya, with Jamaica a further 5m behind. As she had done in Osaka and Beijing, Allyson Felix then broke the race open, extending the USA lead to 10 metres with a 48.8 leg, as Firova (49.9) was almost caught by Williams-Mills's 49.6. Demus maintained the USA lead with a 50.14 leg, while Russia stayed 3m clear of Jamaica. Richards then ran the fastest lap of her career – 48.44 to give the USA a 25m win, while Shericka Williams outran Krivoshapka by a full second to win jamaican silver. For Felix this was her sixth world gold, women's record.

Teams & unofficial splits

USA Debbie Dunn 50.5, Allyson Felix 48.8, Lashinda Demus 50.14, Sanya Richards 48.44
JAM Rosemarie Whyte 51.4, Novlene Williams-Mills 49.6, Shereefa Lloyd 50.15, Shericka Williams 50.04
RUS Anastasiya Kapachinskaya 50.7, Tatyana Firova 49.9, Lyudmila Litvinova 50.02, Antonina Krivoshapka 51.04
GBR Lee McConnell 52.1, Christine Ohuruogu 50.6, Vicky Barr 52.13, Nicola Sanders 50.35
GER Fabienne Kohlmann 52.9, Sorina Nwachukwu 52.0, Esther Cremer 51.50, Claudia Hoffmann 51.26
NGR Endurance Abinuwa 53.6, Ajoke Odumosu 51.9, Josephine Ehigie 52.20, Folashade Abugan 50.88
FRA Virginie Michanol 52.4, Aurelie Kamga 52.2, Symphora Behi 52.29, Solène Desert-Mariller 53.27
CUB Diosmely Peña 58.53, Daysurami Bonne 52.01, Zulia Calatayúd 52.53, Indira Terrero 53.92

First round (First 3 & 2 fastest to final) (Aug 22)

Heat 1: 1, United States 3:29.31; 2, Nigeria 3:29.60; 3, France 3:29.60; (Non-qualifiers) 4, Australia 3:30.80
5, Italy 3:31.05; 6, Brazil 3:31.42; 7, Mexico 3:40.03; Bahamas DQ (r170.9) (3:38.48)

Teams & unofficial splits (e = estimate)

USA Debbie Dunn 51.1, Natasha Hastings 51.8, Jessica Beard 51.38, Sanya Richards 54.99
NGR Endurance Abinuwa 52.9, Ajoke Odumosu 52.0, Josephine Ehigie 52.57, Folashade Abugan 52.16
FRA Virginie Michanol 53.4, Aurelie Kamga 52.2, Symphora Behi 52.21, Solène Desert-Mariller 51.77
AUS Pirrenee Steinert 53.8, Madeleine Pape 52.1, Caitlin Pincott 53.56, Tamsyn Lewis 51.35
ITA Marta Milani 52.89, Daniela Reina 53.03, Maria Enrica Spacca 52.93, Libania Grenot 52.20
BRA Geisa Coutinho 53.4, Emmily Pinheiro 52.0, Sheila Ferreira 53.55, Jailma de Lima 52.38
MEX Alejandra Cherizola 55.3e, Nallely Vela 53.1e, Ruth Grajeda 55.73, Karla Dueñas 55.91
BAH Sasha Rolle 54.9e, Shakeitha Henfield 55.9e, Rashan Brown 53.21, Katrina Seymour 54.49

Heat 2: 1, Russia 3:23.80; 2, Jamaica 3:24.72; 3, Germany 3:25.08; 4, Great Britain & NI 3:25.23; 5, Cuba 3:27.36; (Non-qualifiers) 6, Canada 3:29.17; 7, Ukraine 3:30.76; 8, Japan 3:34.46

Teams & unofficial splits (e = estimate)

RUS Natalya Nazarova 51.8e, Tatyana Firova 49.5e, Natalya Antyukh 50.85, Lyudmila Litvinova 51.65
JAM Kaliese Spencer 51.8, Shereefa Lloyd 50.7, Rosemarie Whyte 51.77, Novlene Williams-Mills 50.36
GER Fabienne Kohlmann 52.4, Sorina Nwachukwu 50.6, Esther Cremer 51.86, Claudia Hoffmann 50.25
GBR Nicola Sanders 51.00, Vicky Barr 51.25, Jenny Meadows 52.13, Lee McConnell 50.85
CUB Susana Clement 53.2e, Daysurami Bonne 51.4e, Zulia Calatayúd 51.58, Indira Terrero 51.20
CAN Esther Akinsulie 53.0, Adrienne Power 52.5, Jenna Martin 52.31, Carline Muir 51.30
UKR Yuliya Baraley 53.3, Tatyana Petlyuk 52.4, Anastasiya Rabchenyuk 51.63, Antonina Yefremova 53.44
JPN Sayaka Aoki 55.4e, Asami Tanno 51.6e, Mayu Sato 53.45, Satomi Kubokura 54.00

4 x 400 METRES RELAY

Multiple Medallists:

6	Jearl Miles-Clark	USA	91-2, 93-1, 95-1, 97-2, 99-2, 03-1
4	Grit Breuer	GER	91-3, 97-1, 99-3, 01-2
	Lorraine Graham/Fenton	JAM	97-3, 01-1, 03-3, 05-2
3	Natasha Kaiser/Brown	USA	91-2 (ran ht), 93-1, 97-2 (ran ht)
	Uta Rohländer	GER	91-3, 97-1, 99-3
	Michelle Collins	USA	93-1 (ran ht), 97-2 (ran ht), 99-2
	Maicel Malone/Wallace	USA	93-1, 97-2, 99-2
	Svetlana Goncharenko	RUS	95-2, 99-1, 03-2 (ran ht)
	Sandie Richards	JAM	97-3, 01-1, 03-3
	Natalya Nazarova	RUS	99-1, 03-2, 09-3 (ran ht)
	Olesya Zykina	RUS	01-3, 03-2, 05-1 (ran ht)
	Anastasiya Kapachinskaya	RUS	01-3, 03-2, 09-3
	Yuliya Nosova/Pechonkina	RUS	01-3, 03-2, 05-1
	Sanya Richards	USA	03-1, 07-1, 09-1
	Novlene Williams/Mills	JAM	05-2, 07-2, 09-2
	Shericka Williams	JAM	05-2, 07-2, 09-2
2	27 women		

Most Finals/Appearances:

7	Miles-Clark	91-2, 93-1, 95-1, 97-2, 99-2, 01-4, 03-1
6	Richards	87-6, 93-4, 95-dq, 97-3, 01-1, 03-3

National Placings:

	1	2	3	4	5	6	7	8	Points
USA	5	3	1	1	1	-	-	-	76
GER	3	1	2	2	3	2	-	-	71
RUS	2	3	2	2	-	-	-	-	59
JAM	1	3	2	1	1	1	-	-	53
GBR	-	-	3	2	2	2	-	-	42
URS	1	1	1	-	-	-	-	-	21
CAN	-	-	-	2	-	1	-	1	14
POL	-	-	-	1	1	1	1	-	14
NGR	-	-	-	-	1	2	1	-	12
CZE	-	-	-	1	1	-	1	-	11
FRA	-	-	-	-	-	2	2	-	10
AUS	-	-	1	-	-	1	-	-	9
TCH	-	1	-	-	-	-	-	-	7
CUB	-	-	-	-	-	-	3	1	7
BLR	-	-	-	-	1	-	-	-	4
UKR	-	-	-	-	1	-	-	-	4
BUL	-	-	-	-	-	-	1	1	3
CMR	-	-	-	-	-	-	1	-	2
ESP	-	-	-	-	-	-	1	-	2
ITA	-	-	-	-	-	-	-	2	2
HUN	-	-	-	-	-	-	-	1	1
MEX	-	-	-	-	-	-	-	1	1
ROU	-	-	-	-	-	-	-	1	1
SUI	-	-	-	-	-	-	-	1	1
Totals	**12**	**12**	**12**	**12**	**12**	**12**	**11**	**9**	**427**

EXHIBITION DISABILITY EVENTS

Wheelchair — Rome 1987

Men's 1500 Metres (Sep 4)

1,	Mustapha Badid	FRA	3:54.32
2,	Lars Lofström	SWE	3:54.90
3,	Franz Nietlispach	SUI	3:55.27
4,	Gregor Golombek	FRG	3:55.81
5,	Ramada Hamed Nezar	KUW	3:55.82
6,	Scott Patterson	CAN	3:55.91
7,	Håkan Ericsson	SWE	3:57.74
8,	Bill Duff	USA	4:01.88

9, Paolo Oberhofer ITA 4:36.91

Women's 800 metres (Sep 4)

1,	Diane Rakiecki	CAN	2:32.52
2,	Connie Hansen	DEN	2:37.07
3,	Ingrid Lauridsen	DEN	2:39.95
4,	Debbie Kosrelyk	CAN	2:40.15
5,	Kay McShane	IRL	2:43.23
6,	Daniela Jutzeler	SUI	2:45.05
7,	Brenda Zajac	USA	2:45.35
8,	Milena Balsamo	ITA	2:53.30

Tokyo 1991

Men's 1500 Metres (Aug 31)

1,	Markus Pilz	GER	3:16.24
2,	Mustapha Badid	FRA	3:16.37
3,	Philippe Couprie	FRA	3:16.41
4,	Luke Gingras	CAN	3:16.56
5,	Håkan Ericsson	SWE	3:18.61
6,	Farhid Amarouche	FRA	3:21.11
7,	Hiroyuki Nakamura	JPN	3:36.03
8,	Yasuhiro Fujikawa	JPN	3:36.08

Women's 800 Metres (Aug 31)

1,	Connie Hansen	DEN	2:00.47
2,	Daniela Jutzeler	SUI	2:00.76
3,	Chantal Peticlerc	CAN	2:01.35
4,	Barbara Maier	GER	2:01.42
5,	Jean Driscoll	USA	2:01.43
6,	Deanna Sodoma	USA	2:01.63
7,	Kazu Hatanaka	JPN	2:07.27
	Yumi Ito	JPN	DQ

Stuttgart 1993

Men's 1500 Metres (Aug 20)

1,	Franz Nietlisbach	SUI	3:15.38
2,	Mike Noe	USA	3:16.65
3,	Heinz Frei	SUI	3:16.90
4,	Jeff Adams	CAN	3:17.17
5,	Markus Pilz	GER	3:18.36
6,	Saul Hernández	MEX	3:18.39
7,	Scott Hollonbeck	USA	3:18.63
8,	François Amarouche	FRA	3:18.63

9, Jean Marc Berset SUI 3:18.93; 10, Winfried Sigg GER 3:19.72

Women's 800 Metres (Aug 20)

1,	Louise Sauvage	AUS	1:54.39
2,	Connie Hansen	DEN	2:00.94
3,	Tanni Grey	GBR	2:01.22
4,	Monika Wetterström	SWE	2:01.43
5,	Daniela Jutzeler	SUI	2:01.48
6,	Lily Anggreny	GER	2:01.54
7,	Chantal Petitclerc	CAN	2:01.56

Gothenburg 1995

Men's 1500 Metres (Aug 12)

1,	Jeff Adams	CAN	3:18.25
2,	Philippe Couprie	FRA	3:18.83
3,	Steve Orens	BEL	3:18.97
4,	Ernst Van Dyk	RSA	3:19.93
5,	Claude Issorat	FRA	3:20.08
6,	Feike Waque	NED	3:20.15
7,	Joel Jeannot	FRA	3:20.46
8,	Scott Hollonbeck	USA	3:20.57

Women's 800 Metres (Aug 12)

1,	Louise Sauvage	AUS	1:52.60
2,	Chantal Petitclerc	CAN	1:52.88
3,	DeAnna Sodoma	USA	1:53.23
4,	Tanni Grey	GBR	1:53.35
5,	Lily Anggreny	GER	1:53.51
6,	Diane Roy	CAN	1:54.37
7,	Gunilla Wallengren	SWE	1:59.30
8,	Sofia Dettman	SWE	2:00.95

Athens 1997

Men's 1500 Metres (Aug 8)

1,	Saul Mendoza	MEX	3:06.30
2,	Heinz Frei	SUI	3:06.42
3,	Franz Nietlispach	SUI	3:06.43
4,	Jeff Adams	CAN	3:06.52
5,	Philippe Couprie	FRA	3:06.55
6,	Jorge Luna	MEX	3:06.56
7,	Håkan Ericsson	SWE	3:07.96
	Tasos Vardaxoglou	GRE	DNF

Women's 800 Metres (Aug 8)

1,	Louise Sauvage	AUS	1:52.11
2,	Chantal Petitclerc	CAN	1:52.49
3,	Tanni Grey	GBR	1:56.46
4,	Monica Wetterström	SWE	1:57.10
5,	Lily Anggreny	GER	1:57.70
6,	Edith Hunkeler	SUI	2:03.67
7,	Yvonne Semisch	GER	2:07.34
8,	Irene Kourouvani	GRE	3:07.83

Edmonton 2001

Men's 1500 Metres (Aug 10)

1,	Aaron Gordian	MEX	3:08.04
2,	Jeff Adams	CAN	3:08.13
3,	Saul Hernandez Mendoza	MEX	3:08.16
4,	Jun Hiromichi	JPN	3:08.24
5,	Ralph Brunner	GER	3:08.58
6,	Tana Rawat	THA	3:09.03
7,	Jean Jeannot	FRA	3:09.17
8,	Heinz Frei	SUI	3:10.24

9, Kelly Smith CAN 3:10.37

Women's 800 Metres (Aug 10)

1,	Louise Sauvage	AUS	1:56.86
2,	Ariadne Hernández	MEX	1:56.99
3,	Wakako Tsuchida	JPN	1:57.35
4,	Chantal Petitclerc	CAN	1:57.86
5,	Gunilla Wallengren	SWE	1:58.02

6,	Edith Hunkeler	SUI	1:58.85
7,	Patrice Dockery	IRL	2:02.67
8,	Diane Roy	CAN	2:03.18

Paris 2003

Men's 1500 Metres (Aug 29)

1,	Joel Jeannot	FRA	3:13.03
2,	Jeff Adams	CAN	3:14.94
3,	Saul Hernandez Mendoza	MEX	3:15.12
4,	Ralph Brunner	GER	3:15.42
5,	Robert Figl	GER	3:15.46
7,	Prawat Wahorum	THA	3:16.01
7,	Nobukazu Hanaoka	JPN	3:16.44
8,	Ernst van Dyk	RSA	3:16.62

9, Claude Issorat FRA 3:17.87; 10, Tyler Byers USA 3:48.96

Women's 1500 Metres (Aug 29)

1,	Louise Sauvage	AUS	1:57.15
2,	Diane Roy	CAN	1:57.72
3,	Ariadne Hernéndez	MEX	1:57.99
4,	Chantal Petitclerc	CAN	1:58.16
5,	Edith Hunkeler	SUI	1:58.23
6,	Cheri Blauwet	USA	1:59.05
7,	Sandra Graf	SUI	2:03.97
8,	Yvonne Semisch	GER	2:04.34

Helsinki 2005

Men's 100 Metres (Aug 6) (2.8)

1,	David Weir	GBR	14.15w
2,	Kenny van Weeghel	NED	14.19
3,	Leo-Pekka Tahti	FIN	14.22
4,	Daniel Normandin	CAN	14.84
5,	Sebastian Cleem	GER	14.94
6,	Colin Mathieson	CAN	15.15
7,	Supachai Koysup	THA	15.25

Men's 200 Metres (Aug 14) (-0.3)

1,	David Weir	GBR	25.47
2,	Kenny van Weeghel	NED	25.80
3,	Supachai Koysup	THA	26.03
4,	Leo-Pekka Tahti	FIN	26.06
5,	Yoshifumi Nagao	JPN	26.32
6,	Sebastian Cleem	GER	26.63
7,	Jeff Adams	CAN	26.75
8,	Colin Mathieson	CAN	26.91

Men's Javelin Throw (Aug 11)

1,	Jacques Martin	CAN	24.97
2,	Markku Niimimaki	FIN	23.82
3,	Gerasimos Vrionis	GRE	16.75
4,	Christos Agourakis	GRE	15.30

Osaka 2007

Men's 1500 Metres (Sep 1)

1,	Kurt Fearnley	AUS	3:26.30
2,	Soejima Masazumi	JPN	3:26.62
3,	Marcel Hug	SUI	3:26.71
4,	Kota Hokinoue	JPN	3:27.10
5,	Denis Lemeunier	FRA	3:27.97
6,	Jun Hiromichi	JPN	3:28.13
7,	Brian Alldis	GBR	3:28.41
8,	Prawat Wahorum	THA	3:28.90

9, Aaron Gordian MEX 3:29.06

Women's 1500 Metres (Sep 1)

1,	Chantal Petitclerc	CAN	3:37.10
2,	Edith Hunkeler	SUI	3:37.49
3,	Jessica Galli	USA	3:37.77
4,	Amanda McGrory	USA	3:38.02
5,	Wakako Tsuchida	JPN	3:39.31
6,	Diane Roy	CAN	3:40.38
7,	Kazu Hatanaka	JPN	3:40.47
8,	Shelly Woods	GBR	3:40.84

9, Sandra Graf SUI 3:41.13; 10, Tatyana McFadden USA 3:41.20

Blind

Seville 1999

Men's 200 Metres Race 1 (Aug 26) (0.6)

1,	Andrew Curtis	GBR	24.26
2,	Petr Novak	CZE	24.52
3,	Aladji Ba	FRA	25.15
	Mauro Porpora	ITA	DNF

Men's 200 Metres Race 2 (Aug 26) (0.7)

1,	Julio Requena	ESP	24.09
2,	Arian Iznaga	CUB	24.62
3,	Lorenzo Ricci	ITA	24.73
4,	Luis Bullido	ESP	26.01

Women's 100 Metres Race 1 (Aug 26) (0.9)

1,	Yelena Frolova	RUS	13.85
2,	Sonya Bell	USA	15.37
	Durga Midya	IND	DQ (15.59)
	Galina Belevich	BLR	DQ (17.32)

The disqualifications were due to the guide crossing the finish line before their athlete (International Blind Sports Association rule is 7.4.3)

Women's 100 Metres Race 2 (Aug 26) (0.1)

1,	Purificacion Santamarta	ESP	12.55
2,	Maria Ligorio	ITA	12.81
3,	Raquel Díaz	ESP	12.91
4,	Tracey Hinton	GBR	12.94

Edmonton 2001

Men's 100 Metres (Aug 6) (-0.6)

1,	Lorenzo Ricci	ITA	11.71
2,	Julio Requena	ESP	11.79
3,	Koji Saito	JPN	11.83
4,	Luis Bullido	ESP	12.00

Women's 200 Metres (Aug 6) (-2.5)

1,	Adria Rocha Santos	BRA	25.76
2,	Santmarta Purificacion	ESP	26.83
3,	Maria Jose Alves	BRA	26.86
4,	Vanessa Ortega	ESP	27.84

Paris 2003

Men's 400 Metres (Aug 27)

1,	Carlos Lopes	POR	52.41
2,	Armondo Jose Sayovo	ANG	53.05
3,	Aladji Ba	FRA	55.42
	Luis Bullido	ESP	DQ

Women's 200 Metres (Aug 27) (0.7)

1,	Adria Rocha Santos	BRA	25.22
2,	Assia El Hannouni	FRA	25.78
3,	Santmarta Purificacion	ESP	26.28
4,	Maria Jose Alves	BRA	26.30

Amputee — Edmonton 2001

Men's 200 Metres (Aug 5) (-0.4)

1,	Neil Fuller	AUS	23.31
2,	Marcus Ehm	GER	23.74
3,	Dominique Andre	FRA	24.26
4,	David Barallo	ESP	24.54
5,	Michael Linhard	AUT	25.48
6,	Rob Snoek	CAN	25.53
7,	Marco Duenas	ESP	26.25
	Roderick Green	USA	DNF

Women's 100 Metres (Aug 5) (-1.8)

1,	Amy Winters	AUS	12.72
2,	Catherine Bader-Bille	GER	13.75
3,	Meaghan Starr	AUS	13.76
4,	Sabine Wagner	GER	14.35
5,	Mary Shea Cowart	USA	14.67
6,	Kelly Bruno	USA	14.92
7,	Andrea Scherney	AUT	14.94

Paris 2003

Men's 200 Metres (Aug 28) (-0.5)

1,	Marlon Shirley	USA	22.93
2,	Danny Andrews	USA	23.60
3,	Dominique Andre	FRA	23.83
4,	Neil Fuller	AUS	24.23
5,	Marcus Ehm	GER	24.37
6,	Roderick Green	USA	24.96
7,	Roberto La Barbera	ITA	25.13
8,	David Barrallo	ESP	25.43

Cerebral Palsy — Paris 2003

Men's 400 Metres (Aug 28)

1,	Mohammed Allek	ALG	55.33
2,	Matthew Slade	NZL	56.63
3,	Lamouri Rahmouni	FRA	57.81
4,	Rene Schramm	GER	58.22
5,	Darren Thrupp	GER	58.49
6,	Laurent Escurat	FRA	63.39

IAAF WORLD ATHLETIC SERIES RESULTS

This section contains the names of the first three finishers at every IAAF World Athletic Series event. The order in which these competitions are listed is that defined in the IAAF's Competition Regulations.
The IAAF World Championships (see from page 65 for full results) rank in first place.

IAAF WORLD INDOOR CHAMPIONSHIPS

Venues - 1985: Paris (World Indoor Games; 18/19 Jan); 1987: Indianapolis (6-8 Mar); 1989: Budapest (3-5 Mar); 1991: Sevilla (8-10 Mar); 1993: Toronto (12-14 Mar); 1995: Barcelona (10-12 Mar); 1997: Paris (7-9 Mar); 1999: Maebashi (5-7 Mar); 2001: Lisboa (9-11 Mar); 2003: Birmingham (14-16 Mar); 2004: Budapest (5-7 Mar); 2006: Moskva (10-12 Mar); 2008: Valencia (7-9 Mar); 2010: Doha (12-14 Mar); 2012: Istanbul (9-11 Mar); *2014: Sopot or Zagreb*

MEN

YEAR	GOLD			SILVER			BRONZE		
60 Metres									
1985	Ben Johnson	CAN	6.62	Sam Graddy	USA	6.63	Ronald Desruelles	BEL	6.68
1987	Lee McRae	USA	6.50	Mark Witherspoon	USA	6.54	Cesco Pavoni	ITA	6.59
1989	Andrés Simón	CUB	6.52	John Myles-Mills	GHA	6.59	Cesco Pavoni	ITA	6.61
1991	Andre Cason	USA	6.54	Linford Christie	GBR	6.55	Chidi Imoh	NGR	6.60
1993	Bruny Surin	CAN	6.50	Frankie Fredericks	NAM	6.51	Talal Mansoor	QAT	6.57
1995	Bruny Surin	CAN	6.46	Darren Braithwaite	GBR	6.51	Robert Esmie	CAN	6.55
1997	Haris Papadias	GRE	6.50	Michael Green	JAM	6.51	Davidson Ezinwa	NGR	6.52
1999	Maurice Greene	USA	6.42	Tim Harden	USA	6.43	Jason Gardener	GBR	6.46
2001	Tim Harden	USA	6.44	Tim Montgomery	USA	6.46	Mark Lewis-Francis	GBR	6.51
2003	Justin Gatlin	USA	6.46	Kim Collins	SKN	6.53	Jason Gardener	GBR	6.55
2004	Jason Gardener	GBR	6.49	Shawn Crawford	USA	6.52	Yórgos Theodorídes	GRE	6.54
2006	Leonard Scott	USA	6.50	Andrey Yepishin	RUS	6.52	Terrence Trammell	USA	6.54
2008	Olusoji Fasuba	NGR	6.51	Kim Collins	SKN	6.54			
				Dwain Chambers	GBR	6.54			
2010	Dwain Chambers	GBR	6.48	Mike Rodgers	USA	6.53	Daniel Bailey	ANT	6.57
200 Metres (Discontinued after 2004)									
1985	Aleksandr Yevgenyev	URS	20.95	Ade Mafe	GBR	20.96	João da Silva	BRA	21.19
1987	Kirk Baptiste	USA	20.73	Bruno Marie-Rose	FRA	20.89	Robson da Silva	BRA	20.92
1989	John Regis	GBR	20.54	Ade Mafe	GBR	20.87	Kevin Little	USA	21.12
1991	Nikolay Antonov	BUL	20.67	Linford Christie	GBR	20.72	Ade Mafe	GBR	20.92
1993	James Trapp	USA	20.63	Damien Marsh	AUS	20.71	Kevin Little	USA	20.72
1995	Geir Moen	NOR	20.58	Troy Douglas	BER	20.94	Sebastián Keitel	CHI	20.98
1997	Kevin Little	USA	20.40	Iván García	CUB	20.46	Francis Obikwelu	NGR	21.10
1999	Frankie Fredericks	NAM	20.10	Obadele Thompson	BAR	20.26	Kevin Little	USA	20.48
2001	Shawn Crawford	USA	20.63	Christian Malcolm	GBR	20.76	Patrick van Balkom	NED	20.96
2003	Marlon Devonish	GBR	20.62	Joseph Batangdon	CMR	20.76	Dominic Demeritte	BAH	20.92
2004	Dominic Demeritte	BAH	20.66	Johan Wissman	SWE	20.72	Tobias Unger	GER	21.02
400 Metres									
1985	Thomas Schönlebe	GDR	45.60	Todd Bennett	GBR	45.97	Mark Rowe	USA	46.31
1987	Antonio McKay	USA	45.98	Roberto Hernández	CUB	46.09	Michael Franks	USA	46.19
1989	Antonio McKay	USA	45.59	Ian Morris	TRI	46.09	Cayetano Cornet	ESP	46.40
1991	Devon Morris	JAM	46.17	Samson Kitur	KEN	46.21	Cayetano Cornet	ESP	46.52
1993	Butch Reynolds	USA	45.26	Sunday Bada	NGR	45.75	Darren Clark	AUS	46.45
1995	Darnell Hall	USA	46.17	Sunday Bada	NGR	46.38	Mikhail Vdovin	RUS	46.65
1997	Sunday Bada	NGR	45.51	Jamie Baulch	GBR	45.62	Shunji Karube	JPN	45.76
1999	Jamie Baulch	GBR	45.73	Milton Campbell	USA	45.99	Alejandro Cardenas	MEX	46.02
2001	Daniel Caines	GBR	46.40	Milton Campbell	USA	46.45	Danny McFarlane	JAM	46.74
2003	Tyree Washington	USA	45.34	Daniel Caines	GBR	45.43	Jamie Baulch	GBR	45.99
							Paul McKee	IRL	45.99
2004	Alleyne Francique	GRN	45.88	Davian Clarke	JAM	45.92	Gary Kikaya	COD	46.30
2006	Alleyne Francique	GRN	45.54	California Molefe	BOT	45.75	Chris Brown	BAH	45.78
2008	Tyler Christopher	CAN	45.67	Johan Wissman	SWE	46.04	Chris Brown	BAH	46.26
2010	Chris Brown	BAH	45.96	William Collazo	CUB	46.31	Jamaal Torrance	USA	46.43
800 Metres									
1985	Colomán Trabado	ESP	1:47.42	Benjamin González	ESP	1:47.94	Ikem Billy	GBR	1:48.28
1987	José Luiz Barbosa	BRA	1:47.49	Vladimir Graudyn	URS	1:47.68	Faouzi Lahbi	MAR	1:47.79

YEAR	GOLD			SILVER			BRONZE		
1989	Paul Ereng	KEN	1:44.84	José Luiz Barbosa	BRA	1:45.55	Tonino Viali	ITA	1:46.95
1991	Paul Ereng	KEN	1:47.08	Tomás de Teresa	ESP	1:47.82	Simon Hoogewerf	CAN	1:47.88
1993	Tom McKean	GBR	1:47.29	Charles Nkazamyampi	BDI	1:47.62	Nico Motchebon	GER	1:48.15
1995	Clive Terrelonge	JAM	1:47.30	Benson Koech	KEN	1:47.51	Pavel Soukup	CZE	1:47.74
1997	Wilson Kipketer	DEN	1:42.67	Mahjoub Haïda	MAR	1:45.76	Rich Kenah	USA	1:46.16
1999	Johan Botha	RSA	1:45.47	Wilson Kipketer	DEN	1:45.49	Nico Motchebon	GER	1:45.74
2001	Yuriy Borzakovskiy	RUS	1:44.49	Johan Botha	RSA	1:46.42	André Bucher	SUI	1:46.46
2003	David Krummenacker	USA	1:45.69	Wilson Kipketer	DEN	1:45.87	Wilfred Bungei	KEN	1:46.54
2004	Mbulaeni Mulaudzi	RSA	1:45.71	Rashid Ramzi	BRN	1:46.15	Osmar dos Santos	BRA	1:46.26
2006	Wilfred Bungei	KEN	1:47.15	Mbulaeni Mulaudzi	RSA	1:47.16	Yuriy Borzakovskiy	RUS	1:47.38
2008	Abubaker Kaki	SUD	1:44.81	Mbulaeni Mulaudzi	RSA	1:44.91	Youssef Saad Kamel	BRN	1:45.26
2010	Abubaker Kaki	SUD	1:46.23	Boaz Lalang	KEN	1:46.39	Adam Kszczot	POL	1:46.69
1500 Metres									
1985	Mike Hillardt	AUS	3:40.27	José Luis González	ESP	3:41.36	Joseph Chesire	KEN	3:41.38
1987	Marcus O'Sullivan	IRL	3:39.04	José Abascal	ESP	3:39.13	Han Kulker	NED	3:39.51
1989	Marcus O'Sullivan	IRL	3:36.64	Hauke Fuhlbrügge	GDR	3:37.80	Jeff Atkinson	USA	3:38.12
1991	Noureddine Morceli	ALG	3:41.57	Fermín Cacho	ESP	3:42.68	Mário Silva	POR	3:43.85
1993	Marcus O'Sullivan	IRL	3:45.00	David Strang	GBR	3:45.30	Branko Zorko	CRO	3:45.39
1995	Hicham El Guerrouj	MAR	3:44.54	Mateo Cañellas	ESP	3:44.85	Eric Nedeau	USA	3:44.91
1997	Hicham El Guerrouj	MAR	3:35.31	Rüdiger Stenzel	GER	3:37.24	William Tanui	KEN	3:37.48
1999	Haile Gebrselassie	ETH	3:33.77	Laban Rotich	KEN	3:33.98	Andrés Díaz	ESP	3:34.46
2001	Rui Silva	POR	3:51.06	Reyes Estévez	ESP	3:51.25	Noah Ngeny	KEN	3:51.63
2003	Driss Maazouzi	FRA	3:42.59	Bernard Lagat	KEN	3:42.62	Abdelkader Hachlaf	MAR	3:42.71
2004	Paul Korir	KEN	3:52.31	Ivan Heshko	UKR	3:52.34	Laban Rotich	KEN	3:52.93
2006	Ivan Heshko	UKR	3:42.08	Daniel Kipchirchir Komen	KEN	3:42.55	Elkana Angwenyi	KEN	3:42.98
2008	Deresse Mekonnen	ETH	3:38.23	Daniel Kipchirchir Komen	KEN	3:38.54	Juan Carlos Higuero	ESP	3:38.82
2010	Deresse Mekonnen	ETH	3:41.86	Abdalaati Iguider	MAR	3:41.96	Haron Keitany	KEN	3:42.32
3000 Metres									
1985	João Campos	POR	7:57.63	Don Clary	USA	7:57.78	Ivan Uvizl	TCH	7:57.92
1987	Frank O'Mara	IRL	8:03.32	Paul Donovan	IRL	8:03.99	Terry Brahm	USA	8:03.92
1989	Saïd Aouita	MAR	7:47.94	José Luis González	ESP	7:48.66	Dieter Baumann	FRG	7:50.47
1991	Frank O'Mara	IRL	7:41.14	Hammou Boutayeb	MAR	7:43.64	Rob Denmark	GBR	7:43.90
1993	Gennaro Di Napoli	ITA	7:50.26	Eric Dubus	FRA	7:50.57	Enrique Molina	ESP	7:51.10
1995	Gennaro Di Napoli	ITA	7:50.89	Anacleto Jiménez	ESP	7:50.98	Brahim Jabbour	MAR	7:51.42
1997	Haile Gebrselassie	ETH	7:34.71	Paul Bitok	KEN	7:38.84	Smaïl Sghir	MAR	7:40.01
1999	Haile Gebrselassie	ETH	7:53.57	Paul Bitok	KEN	7:53.79	Million Wolde	ETH	7:53.85
2001	Hicham El Guerrouj	MAR	7:37.74	Mohammed Mourhit	BEL	7:38.94	Alberto García	ESP	7:39.96
2003	Haile Gebrselassie	ETH	7:40.97	Alberto García	ESP	7:42.08	Luke Kipkosgei	KEN	7:42.56
2004	Bernard Lagat	KEN	7:56.34	Rui Silva	POR	7:57.08	Markos Geneti	ETH	7:57.87
2006	Kenenisa Bekele	ETH	7:39.32	Saif Saeed Shaheen	QAT	7:41.28	Eliud Kipchoge	KEN	7:42.58
2008	Tariku Bekele	ETH	7:48.23	Paul Kipsiele Koech	KEN	7:49.05	Abreham Cherkos	ETH	7:49.96
2010	Bernard Lagat	USA	7:37.97	Sergio Sánchez	ESP	7:39.55	Sammy Mutahi	KEN	7:39.90
60 Metres Hurdles									
1985	Stéphane Caristan	FRA	7.67	Javier Moracho	ESP	7.69	Jon Ridgeon	GBR	7.70
1987	Tonie Campbell	USA	7.51	Stéphane Caristan	FRA	7.62	Nigel Walker	GBR	7.66
1989	Roger Kingdom	USA	7.43	Colin Jackson	GBR	7.45	Igor Kazanov	URS	7.59
1991	Greg Foster	USA	7.45	Igor Kazanov	URS	7.47	Mark McKoy	CAN	7.49
1993	Mark McKoy	CAN	7.41	Colin Jackson	GBR	7.43	Tony Dees	USA	7.43
1995	Allen Johnson	USA	7.39	Courtney Hawkins	USA	7.41	Tony Jarrett	GBR	7.42
1997	Anier García	CUB	7.48	Colin Jackson	GBR	7.49	Tony Dees	USA	7.50
1999	Colin Jackson	GBR	7.38	Reggie Torian	USA	7.40	Falk Balzer	GER	7.44
2001	Terrence Trammell	USA	7.51	Anier García	CUB	7.54	Shaun Bownes	RSA	7.55
2003	Allen Johnson	USA	7.47	Anier García	CUB	7.49	Liu Xiang	CHN	7.52
2004	Allen Johnson	USA	7.36	Liu Xiang	CHN	7.43	Maurice Wignall	JAM	7.48
2006	Terrence Trammell	USA	7.43	Dayron Robles	CUB	7.46	Dominique Arnold	USA	7.52
2008	Liu Xiang	CHN	7.46	Allen Johnson	USA	7.55	Stanislav Olijar	LAT	7.60
							Yevgeniy Borisov	RUS	7.60
2010	Dayron Robles	CUB	7.34	Terrence Trammell	USA	7.36	David Oliver	USA	7.44
High Jump									
1985	Patrik Sjöberg	SWE	2.32	Javier Sotomayor	CUB	2.30	Othmane Belfaa	ALG	2.27
1987	Igor Paklin	URS	2.38	Gennadiy Avdyeyenko	URS	2.38	Jan Zvara	TCH	2.34
1989	Javier Sotomayor	CUB	2.43	Dietmar Mögenburg	FRG	2.35	Patrik Sjöberg	SWE	2.35
1991	Hollis Conway	USA	2.40	Artur Partyka	POL	2.37	Javier Sotomayor	CUB	2.31
							Aleksey Yemelin	URS	2.31
1993	Javier Sotomayor	CUB	2.41	Patrik Sjöberg	SWE	2.39	Steve Smith	GBR	2.37

YEAR	GOLD			SILVER			BRONZE		
1995	Javier Sotomayor	CUB	2.38	Lámbros Papakóstas	GRE	2.35	Tony Barton	USA	2.32
1997	Charles Austin	USA	2.35	Lámbros Papakóstas	GRE	2.32	Dragutin Topić	YUG	2.32
1999	Javier Sotomayor	CUB	2.36	Vyacheslav Voronin	RUS	2.36	Charles Austin	USA	2.33
2001	Stefan Holm	SWE	2.32	Andrey Sokolovskiy	UKR	2.29	Staffan Strand	SWE	2.29
2003	Stefan Holm	SWE	2.35	Yaroslav Rybakov	RUS	2.33	Gennadiy Moroz	BLR	2.30
2004	Stefan Holm	SWE	2.35	Yaroslav Rybakov	RUS	2.32	Jaroslav Bába	CZE	2.25
							Germaine Mason	JAM	2.25
							Stefan Vasilache	ROU	2.25
2006	Yaroslav Rybakov	RUS	2.37	Andrey Tereshin	RUS	2.35	Linus Thörnblad	SWE	2.33
2008	Stefan Holm	SWE	2.36	Yaroslav Rybakov	RUS	2.34	Kyriakos Ioannou	CYP	2.30
							Andra Manson	USA	2.30
2010	Ivan Ukhov	RUS	2.36	Yaroslav Rybakov	RUS	2.31	Dusty Jonas	USA	2.31
Pole Vault									
1985	Sergey Bubka	URS	5.75	Thierry Vigneron	FRA	5.70	Vasiliy Bubka	URS	5.60
1987	Sergey Bubka	URS	5.85	Earl Bell	USA	5.80	Thierry Vigneron	FRA	5.80
1989	Radion Gataullin	URS	5.85	Grigoriy Yegorov	URS	5.80	Joe Dial	USA	5.70
1991	Sergey Bubka	URS	6.00	Viktor Ryzhenkov	URS	5.80	Ferenc Salbert	FRA	5.70
1993	Radion Gataullin	RUS	5.90	Grigoriy Yegorov	KAZ	5.80	Jean Galfione	FRA	5.80
1995	Sergey Bubka	UKR	5.90	Igor Potapovich	KAZ	5.80	Okkert Brits	RSA	5.75
							Andrei Tiwontchik	GER	5.75
1997	Igor Potapovich	KAZ	5.90	Lawrence Johnson	USA	5.85	Maksim Tarasov	RUS	5.75
1999	Jean Galfione	FRA	6.00	Jeff Hartwig	USA	5.95	Danny Ecker	GER	5.85
2001	Lawrence Johnson	USA	5.95	Tye Harvey	USA	5.90	Romain Mesnil	FRA	5.85
2003	Tim Lobinger	GER	5.80	Michael Stolle	GER	5.75	Rens Blom	NED	5.75
2004	Igor Pavlov	RUS	5.80	Adam Ptácek	CZE	5.70	Denis Yurchenko	UKR	5.70
2006	Brad Walker	USA	5.80	Alhaji Jeng	SWE	5.70	Tim Lobinger	GER	5.60
2008	Yevgeniy Lukyanenko	RUS	5.90	Brad Walker	USA	5.85	Steven Hooker	AUS	5.80
2010	Steven Hooker	AUS	6.01	Malte Mohr	GER	5.70	Alexander Straub	GER	5.65
Long Jump									
1985	Jan Leitner	TCH	7.96	Gyulai Páloczi	HUN	7.94	Giovanni Evangelisti	ITA	7.88
1987	Larry Myricks	USA	8.23	Paul Emordi	NGR	8.01	Giovanni Evangelisti	ITA	8.01
1989	Larry Myricks	USA	8.37	Dietmar Haaf	GER	8.17	Mike Conley	USA	8.11
1991	Dietmar Haaf	GER	8.15	Jaime Jefferson	CUB	8.04	Giovanni Evangelisti	ITA	7.93
1993	Iván Pedroso	CUB	8.23	Joe Greene	USA	8.13	Jaime Jefferson	CUB	7.98
1995	Iván Pedroso	CUB	8.51	Matthias Sunneborn	SWE	8.20	Erick Walder	USA	8.14
1997	Iván Pedroso	CUB	8.51	Kirill Sosunov	RUS	8.41	Joe Greene	USA	8.41
1999	Iván Pedroso	CUB	8.62	Yago Lamela	ESP	8.56	Erick Walder	USA	8.30
2001	Iván Pedroso	CUB	8.43	Kareem Streete-Thompson	CAY	8.16	Carlos Calado	POR	8.16
2003	Dwight Phillips	USA	8.29	Yago Lamela	ESP	8.28	Miguel Pate	USA	8.21
2004	Savanté Stringfellow	USA	8.40	James Beckford	JAM	8.31	Vitaliy Shkurlatov	RUS	8.28
2006	Ignisious Gaisah	GHA	8.30	Irving Saladino	PAN	8.29	Andrew Howe	ITA	8.19
2008	Khotso Mokoena	RSA	8.08	Chris Tomlinson	GBR	8.06	Mohamed S. Al-Khuwalidi	KSA	8.01
2010	Fabrice Lapierre	AUS	8.17	Khotso Mokoena	RSA	8.08	Mitchell Watt	AUS	8.05
Triple Jump									
1985	Khristo Markov	BUL	17.22	Lázaro Betancourt	CUB	17.15	Lázaro Balcindes	CUB	16.83
1987	Mike Conley	USA	17.54	Oleg Protsenko	URS	17.26	Frank Rutherford	BAH	17.02
1989	Mike Conley	USA	17.65	Jorge Reyna	CUB	17.41	Juan López	CUB	17.28
1991	Igor Lapshin	URS	17.31	Leonid Voloshin	URS	17.04	Tord Henriksson	SWE	16.80
1993	Pierre Camara	FRA	17.59	Maris Bruziks	LAT	17.36	Brian Wellman	BER	17.27
1995	Brian Wellman	BER	17.72	Yoelbi Quesada	CUB	17.62	Serge Hélan	FRA	17.06
1997	Yoel García	CUB	17.30	Aliecer Urrutia	CUB	17.27	Aleksandr Aseledchenko	RUS	17.22
1999	Charles Friedek	GER	17.18	LaMark Carter	USA	16.98	Zsolt Czingler	HUN	16.98
2001	Paolo Camossi	ITA	17.32	Jonathan Edwards	GBR	17.26	Andrew Murphy	AUS	17.20
2003	Christian Olsson	SWE	17.70	Walter Davis	USA	17.35	Yoelbi Quesada	CUB	17.27
2004	Christian Olsson	SWE	17.83	Jadel Gregório	BRA	17.43	Yoandri Betanzos	CUB	17.36
2006	Walter Davis	USA	17.73	Jadel Gregório	BRA	17.56	Yoandri Betanzos	CUB	17.42
2008	Phillips Idowu	GBR	17.75	David Girat	CUB	17.47	Nelson Évora	POR	17.27
2010	Teddy Tamgho	FRA	17.90	Yoandris Betanzos	CUB	17.69	David Giralt	CUB	17.36
Shot Put									
1985	Remigius Machura	TCH	21.22	Udo Beyer	GDR	21.10	Jānis Bojārs	URS	19.94
1987	Ulf Timmermann	GDR	22.24	Werner Günthör	SUI	21.61	Sergey Smirnov	URS	20.67
1989	Ulf Timmermann	GDR	21.75	Randy Barnes	USA	21.28	Georg Andersen	NOR	20.98
1991	Werner Günthör	SUI	21.17	Klaus Bodenmüller	AUT	20.42	Ron Backes	USA	20.06
1993	Mike Stulce	USA	21.27	Jim Doehring	USA	21.08	Aleksandr Bagach	UKR	20.63
1995	Mika Halvari	FIN	20.74	C J Hunter	USA	20.58	Dragan Perić	YUG	20.36

YEAR	GOLD			SILVER			BRONZE		
1997	Yuriy Belonog	UKR	21.02	Aleksandr Bagach	UKR	20.94	John Godina	USA	20.87
1999	Aleksandr Bagach	UKR	21.41	John Godina	USA	21.06	Yuriy Belonog	UKR	20.89
2001	John Godina	USA	20.82	Adam Nelson	USA	20.72	Manuel Martínez	ESP	20.67
2003	Manuel Martínez	ESP	21.24	John Godina	USA	21.23	Yuriy Belonog	UKR	21.13
2004	Christian Cantwell	USA	21.49	Reese Hoffa	USA	21.07	Joachim B. Olsen	DEN	20.99
2006	Reese Hoffa	USA	22.11	Andrey Mikhnevich	BLR	21.37	Joachim B. Olsen	DEN	21.16
2008	Christian Cantwell	USA	21.77	Reese Hoffa	USA	21.20	Tomasz Majewski	POL	20.93
2010	Christian Cantwell	USA	21.83	Andrei Mikhnevich	BLR	21.68	Ralf Bartels	GER	21.44

Heptathlon

1993*	Dan O'Brien	USA	6476	Mike Smith	CAN	6279	Eduard Hämäläinen	BLR	6075
1995	Christian Plaziat	FRA	6246	Tomás Dvorák	CZE	6169	Henrik Dagård	SWE	6142
1997	Robert Změlík	CZE	6228	Erki Nool	EST	6213	Jón Arnur Magnússon	ISL	6145
1999	Sebastian Chmara	POL	6386	Erki Nool	EST	6374	Roman Šebrle	CZE	6319
2001	Roman Šebrle	CZE	6420	Jón Arnur Magnússon	ISL	6233	Lev Lobodin	RUS	6202
2003	Tom Pappas	USA	6361	Lev Lobodin	RUS	6297	Roman Šebrle	CZE	6196
2004	Roman Šebrle	CZE	6438	Bryan Clay	USA	6365	Lev Lobodin	RUS	6203
2006	André Niklaus	GER	6192	Bryan Clay	USA	6187	Roman Šebrle	CZE	6161
2008	Bryan Clay	USA	6371	Andrey Kravchenko	BLR	6234	Dmitriy Karpov	KAZ	6131
2010	Bryan Clay	USA	6204	Trey Hardee	USA	6184	Aleksey Drozdov	RUS	6141

* *Invitation Event*

5000 Metres Walk (Discontinued after 1993)

1985	Gérard Lelièvre	FRA	19:06.20	Maurizio Damilano	ITA	19:11.41	David Smith	AUS	19:16.04
1987	Mikhail Shchennikov	URS	18:27.79	Jozef Pribilinec	TCH	18:27.80	Ernesto Canto	MEX	18:38.71
1989	Mikhail Shchennikov	URS	18:27.10	Roman Mrázek	TCH	18:28.90	Frants Kostyukevich	URS	18:34.07
1991	Mikhail Shchennikov	URS	18:23.55	Giovanni DeBenedictis	ITA	18:23.60	Frants Kostyukevich	URS	18:47.05
1993	Mikhail Shchennikov	RUS	18:32.10	Robert Korzeniowski	POL	18:35.91	Mikhail Orlov	RUS	18:43.48

4 x 400 Metres Relay

1991	Germany	3:03.05	United States	3:03.24	Italy	3:05.51
1993	United States	3:04.20	Trinidad & Tobago	3:07.02	Japan	3:07.30
1995	United States	3:07.37	Italy	3:09.12	Japan	3:09.73
1997	United States	3:04.93	Jamaica	3:08.11	France	3:08.11
1999	United States	3:02.83	Poland	3:03.01	Great Britain & NI	3:03.20
2001	Poland	3:04.47	Russia	3:04.82	Jamaica	3:05.45
2003	Jamaica	3:04.21	Great Britain & NI	3:06.12	Poland	3:06.61
2004	Jamaica	3:05.21	Russia	3:06.23	Ireland	3:10.44
2006	United States	3:03.24	Poland	3:04.67	Russia	3:06.91
2008	United States	3:06.79	Jamaica	3:07.69	Dominican Republic	3:07.77
2010	United States	3:03.40	Belgium	3:06.94	Great Britain & NI	3:07.52

WOMEN

60 Metres

1985	Silke Gladisch	GDR	7.20	Heather Oakes	GBR	7.21	Christelle Bulteau	FRA	7.34
1987	Nelli Cooman	NED	7.08	Aneliya Nuneva	BUL	7.10	Angela Bailey	CAN	7.12
1989	Nelli Cooman	NED	7.05	Gwen Torrence	USA	7.07	Merlene Ottey	JAM	7.10
1991	Irina Sergeyeva	URS	7.02	Merlene Ottey	JAM	7.08	Liliana Allen	CUB	7.12
1993	Gail Devers	USA	6.95	Irina Privalova	RUS	6.97	Zhanna Tarnopolskaya	UKR	7.21
1995	Merlene Ottey	JAM	6.97	Melanie Paschke	GER	7.10	Carlette Guidry	USA	7.11
1997	Gail Devers	USA	7.06	Chandra Sturrup	BAH	7.15	Frédérique Bangué	FRA	7.17
1999	Katerína Thánou	GRE	6.96	Gail Devers	USA	7.02	Inger Miller	USA	7.06
2001	Chandra Sturrup	BAH	7.05	Angela Williams	USA	7.09	Chryste Gaines	USA	7.12
2003	Zhanna Block	UKR	7.04	Angela Williams	USA	7.16	Torri Edwards	USA	7.17
2004	Gail Devers	USA	7.08	Kim Gevaert	BEL	7.12	Yuliya Nesterenko	BLR	7.12
2006	Me'Lisa Barber	USA	7.01	Lauryn Williams	USA	7.01	Kim Gevaert	BEL	7.11
2008	Angela Williams	USA	7.06	Jeanette Kwakye	GBR	7.08	Tahesia Harrigan	IVB	7.09
2010	Veronica Campbell-Brown	JAM	7.00	Carmelita Jeter	USA	7.05	Ruddy Zang Milama	GAB	7.14
							Sheri-Ann Brooks	JAM	7.14

200 Metres (Discontinued after 2004)

1985	Marita Koch	GDR	23.09	Christine Cazier	FRA	23.33	Kim Robertson	NZL	23.69
1987	Heike Drechsler	GDR	22.27	Merlene Ottey	JAM	22.66	Grace Jackson	JAM	23.21
1989	Merlene Ottey	JAM	22.34	Grace Jackson	JAM	22.95	Natalya Kovtun	URS	23.28
1991	Merlene Ottey	JAM	22.24	Irina Sergeyeva	URS	22.41	Grit Breuer	GER	22.58
1993	Irina Privalova	RUS	22.15	Melinda Gainsford	AUS	22.73	Natalya Voronova	RUS	22.90
1995	Melinda Gainsford	AUS	22.64	Pauline Davis	BAH	22.68	Natalya Voronova	RUS	23.01
1997	Katerina Koffa	GRE	22.76	Juliet Cuthbert	JAM	22.77	Svetlana Goncharenko	RUS	22.85
1999	Ionela Tîrlea	ROU	22.39	Svetlana Goncharenko	RUS	22.69	Pauline Davis	BAH	22.70

YEAR	GOLD			SILVER			BRONZE		
2001	Juliet Campbell	JAM	22.64	LaTasha Jenkins	USA	22.96	Natalya Safronnikova	BLR	23.17
2003	Muriel Hurtis	FRA	22.54	Anastasiya Kapachinskaya	RUS	22.80	Juliet Campbell	JAM	22.81
2004	Natalya Safronnikova	BLR	23.13	Svetlana Goncharenko	RUS	23.15	Karin Mayr-Krifka	AUT	23.18
400 Metres									
1985	Diane Dixon	USA	53.35	Regine Berg	BEL	53.81	Charmaine Crooks	CAN	54.08
1987	Sabine Busch	GDR	51.66	Lillie Leatherwood	USA	52.54	Judit Forgács	HUN	52.68
1989	Helga Arendt	FRG	51.52	Diane Dixon	USA	51.77	Jillian Richardson	CAN	52.02
1991	Diane Dixon	USA	50.64	Sandra Myers	ESP	50.99	Anita Protti	SUI	51.41
1993	Sandie Richards	JAM	50.93	Tatyana Alekseyeva	RUS	51.03	Jearl Miles	USA	51.37
1995	Irina Privalova	RUS	50.23	Sandie Richards	JAM	51.38	Daniela Georgieva	BUL	51.78
1997	Jearl Miles-Clark	USA	50.96	Sandie Richards	JAM	51.17	Helena Fuchsová	CZE	52.04
1999	Grit Breuer	GER	50.80	Falilat Ogunkoya	NGR	51.25	Jearl Miles-Clark	USA	51.45
2001	Sandie Richards	JAM	51.04	Olga Kotlyarova	RUS	51.56	Olesya Zykina	RUS	51.71
2003	Natalya Nazarova	RUS	50.83	Christine Amertil	BAH	51.11	Grit Breuer	GER	51.13
2004	Natalya Nazarova	RUS	50.19	Olesya Krasnomovets	RUS	50.65	Tonique Williams	BAH	50.87
2006	Olesya Krasnomovets	RUS	50.04	Vania Stambolova	BUL	50.21	Christine Amertil	BAH	50.34
2008	Olesya Zykina	RUS	51.09	Natalya Nazarova	RUS	51.10	Shareese Woods	USA	51.41
2010	Debbie Dunn	USA	51.04	Tatyana Firova	RUS	51.13	Vania Stambolova	BUL	51.50
800 Metres									
1985	Cristeana Cojocaru	ROU	2:04.22	Jane Finch	GBR	2:04.71	Maria Simeanu	ROU	2:05.51
1987	Christine Wachtel	GDR	2:01.32	Gabriela Sedláková	TCH	2:01.85	Lyubov Karyukova	URS	2:01.98
1989	Christine Wachtel	GDR	1:59.24	Tatyana Grebenchuk	URS	1:59.53	Ellen Kiessling	GDR	1:59.68
1991	Christine Wachtel	GER	2:01.51	Violeta Beclea	ROU	2:01.75	Ella Kovacs	ROU	2:01.79
1993	Maria Mutola	MOZ	1:57.55	Svetlana Masterkova	URS	1:59.18	Joetta Clark	USA	1:59.86
1995	Maria Mutola	MOZ	1:57.62	Yelena Afanasyeva	RUS	1:59.79	Letitia Vriesde	SUR	2:00.36
1997	Maria Mutola	MOZ	1:58.96	Natalya Dukhnova	BLR	1:59.31	Joetta Clark	USA	1:59.82
1999	Ludmila Formanová	CZE	1:56.90	Maria Mutola	MOZ	1:57.17	Natalya Tsyganova	RUS	1:57.47
2001	Maria Mutola	MOZ	1:59.74	Stephanie Graf	AUT	1:59.78	Helena Fuchsová	CZE	2:01.18
2003	Maria Mutola	MOZ	1:58.94	Stephanie Graf	AUT	1:59.39	Mayte Martínez	ESP	1:59.53
2004	Maria Mutola	MOZ	1:58.50	Jolanda Čeplak	SLO	1:58.72	Jo Fenn	GBR	1:59.50
2006	Maria Mutola	MOZ	1:58.90	Kenia Sinclair	JAM	1:59.54	Hasna Benhassi	MAR	2:00.34
2008	Tamsyn Lewis	AUS	2:02.57	Tatyana Petlyuk	UKR	2:02.66	Maria Mutola	MOZ	2:02.97
2010	Mariya Savinova	RUS	1:58.26	Jenny Meadows	GBR	1:58.43	Alysia Johnson	USA	1:59.60
1500 Metres									
1985	Elly van Hulst	NED	4:11.41	Fiţa Lovin	ROU	4:11.42	Brit McRoberts	CAN	4:11.83
1987	Doina Melinte	ROU	4:05.68	Tatyana Samolenko	URS	4:07.08	Svetlana Kitova	URS	4:07.59
1989	Doina Melinte	ROU	4:04.79	Svetlana Kitova	URS	4:05.71	Yvonne Mai	GDR	4:06.09
1991	Lyudmila Rogachova	URS	4:05.09	Ivana Kubesová	TCH	4:06.22	Tudorita Chidu	ROU	4:06.27
1993	Yekaterina Podkopayeva	RUS	4:09.29	Violeta Beclea	ROU	4:09.41	Sandra Gasser	SUI	4:10.99
1995	Regina Jacobs	USA	4:12.61	Carla Sacramento	POR	4:13.02	Mayte Zúñiga	ESP	4:16.63
1997	Yekaterina Podkopayeva	RUS	4:05.19	Patricia Djaté-Taillaird	FRA	4:06.16	Lidia Chojecka	POL	4:06.25
1999	Gabriela Szabo	ROU	4:03.23	Violeta Szekely	ROU	4:03.53	Lidia Chojecka	POL	4:05.86
2001	Hasna Benhassi	MAR	4:10.83	Violeta Szekely	ROU	4:11.17	Natalya Gorelova	RUS	4:11.74
2003	Regina Jacobs	USA	4:01.67	Kelly Holmes	GBR	4:02.66	Yekaterina Rozenberg	RUS	4:02.80
2004	Kutre Dulecha	ETH	4:06.40	Carmen Douma-Hussar	CAN	4:08.18	Gulnara Samitova	RUS	4:08.26
2006	Yuliya Chizhenko	RUS	4:04.70	Yelena Soboleva	RUS	4:05.21	Maryam Jamal	BRN	4:05.53
2008	Gelete Burka	ETH	3:59.75	Maryam Jamal	BRN	3:59.79	Daniela Yordanova	BUL	4:04.19
2010	Kalkidan Gezahegne	ETH	4:08.14	Natalia Rodríguez	ESP	4:08.30	Gelete Burka	ETH	4:08.39
3000 Metres									
1985	Debbie Scott	CAN	9:04.99	Agnese Possamai	ITA	9:09.66	PattiSue Plumer	USA	9:12.12
1987	Tatyana Samolenko	URS	8:46.52	Olga Bondarenko	URS	8:47.08	Maricica Puică	ROU	8:47.92
1989	Elly van Hulst	NED	8:33.82	Liz McColgan	GBR	8:34.80	Margareta Keszeg	ROU	8:48.70
1991	Marie-Pierre Duros	FRA	8:50.69	Margareta Keszeg	ROU	8:51.51	Lyubov Kremlyova	URS	8:51.90
1993	Yvonne Murray	GBR	8:50.55	Margareta Keszeg	ROU	9:02.89	Lynn Jennings	USA	9:03.78
1995	Gabriela Szabo	ROU	8:54.50	Lynn Jennings	USA	8:55.23	Joan Nesbit	USA	8:56.08
1997	Gabriela Szabo	ROU	8:45.75	Sonia O'Sullivan	IRL	8:46.19	Fernanda Ribeiro	POR	8:49.79
1999	Gabriela Szabo	ROU	8:36.42	Zahra Ouaziz	MAR	8:38.43	Regina Jacobs	USA	8:39.14
2001	Olga Yegorova	RUS	8:37.48	Gabriela Szabo	ROU	8:39.65	Yelena Zadorozhnaya	RUS	8:40.15
2003	Berhane Adere	ETH	8:40.25	Marta Domínguez	ESP	8:42.17	Meseret Defar	ETH	8:42.58
2004	Meseret Defar	ETH	9:11.22	Berhane Adere	ETH	9:11.43	Shayne Culpepper	USA	9:12.15
2006	Meseret Defar	ETH	8:38.80	Liliya Shobukhova	RUS	8:42.18	Lidia Chojecka	POL	8:42.59
2008	Meseret Defar	ETH	8:38.79	Meselech Melkamu	ETH	8:41.50	Mariem Alaoui Selsouli	MAR	8:41.66
2010	Meseret Defar	ETH	8:51.17	Vivian Cheruiyot	KEN	8:51.85	Sentayehu Ejigu	ETH	8:52.08

YEAR	GOLD			SILVER			BRONZE		
60 Metres Hurdles									
1985	Xénia Siska	HUN	8.03	Laurence Elloy	FRA	8.08	Anne Piquereau	FRA	8.10
1987	Cornelia Oschkenat	GDR	7.82	Yordanka Donkova	BUL	7.85	Ginka Zagorcheva	BUL	7.99
1989	Yelizaveta Chernyshova	URS	7.82	Lyudmila Narozhilenko	URS	7.83	Cornelia Oschkenat	GDR	7.86
1991	Lyudmila Narozhilenko	URS	7.88	Monique Ewanjé-Epée	FRA	7.90	Aliuska López	CUB	8.03
1993	Julie Baumann	SUI	7.96	LaVonna Martin-Floréal	USA	7.99	Patricia Girard	FRA	8.01
1995	Aliuska López	CUB	7.92	Olga Shishigina	KAZ	7.92	Brigita Bukovec	SLO	7.93
1997	Michelle Freeman	JAM	7.82	Gillian Russell	JAM	7.84	Cheryl Dickey	USA	7.84
							Patricia Girard	FRA	7.84
1999	Olga Shishigina	KAZ	7.86	Glory Alozie	NGR	7.87	Katie Anderson	CAN	7.90
2001	Anjanette Kirkland	USA	7.85	Michelle Freeman	JAM	7.92	Nicole Ramalalanirina	FRA	7.96
2003	Gail Devers	USA	7.81	Glory Alozie	ESP	7.90	Melissa Morrison	USA	7.92
2004	Perdita Felicien	CAN	7.75	Gail Devers	USA	7.78	Linda Ferga-Khodadin	FRA	7.82
2006	Derval O'Rourke	IRL	7.84	Glory Alozie	ESP	7.86	Susanna Kallur	SWE	7.87
2008	Lolo Jones	USA	7.80	Candice Davis	USA	7.93	Anay Tejeda	CUB	7.98
2010	LoLo Jones	USA	7.72	Perdita Felicien	CAN	7.86	Priscilla Lopes-Schliep	CAN	7.87
High Jump									
1985	Stefka Kostadinova	BUL	1.97	Susanne Lorentzon	SWE	1.94	Debbie Brill	CAN	1.90
							Danuta Bułkowska	POL	1.90
							Silvia Costa	CUB	1.90
1987	Stefka Kostadinova	BUL	2.05	Susanna Beyer	GDR	2.02	Emiliya Dragieva	BUL	2.00
1989	Stefka Kostadinova	BUL	2.02	Tamara Bykova	URS	2.00	Heike Redetzky	FRG	1.94
1991	Heike Henkel	GER	2.00	Tamara Bykova	URS	1.97	Heike Balck	GER	1.94
1993	Stefka Kostadinova	BUL	2.02	Heike Henkel	GER	2.02	Inga Babakova	RUS	2.00
1995	Alina Astafei	GER	2.01	Britta Bilač	SLO	1.99	Heike Henkel	GER	1.99
1997	Stefka Kostadinova	BUL	2.02	Inga Babakova	UKR	2.00	Hanne Haugland	NOR	2.00
1999	Khristina Kalcheva	BUL	1.99	Zuzana Hlavoňová	CZE	1.96	Tisha Waller	USA	1.96
2001	Kajsa Bergqvist	SWE	2.00	Inga Babakova	UKR	2.00	Venelina Veneva	BUL	1.96
2003	Kajsa Bergqvist	SWE	2.01	Yelena Yelesina	RUS	1.99	Anna Chicherova	RUS	1.99
2004	Yelena Slesarenko	RUS	2.04	Anna Chicherova	RUS	2.00	Blanka Vlašić	CRO	1.97
2006	Yelena Slesarenko	RUS	2.02	Blanka Vlašić	CRO	2.00	Ruth Beitia	ESP	1.98
2008	Blanka Vlašić	CRO	2.03	Yelena Slesarenko	RUS	2.01	Vita Palamar	UKR	2.01
2010	Blanka Vlašić	CRO	2.00	Ruth Beitia	ESP	1.98	Chaunté Lowe	USA	1.98
Pole Vault									
1997	Stacy Dragila	USA	4.40	Emma George	AUS	4.35	Cai Weiyan	CHN	4.35
1999	Nastja Ryshich	GER	4.50	Vala Flosadottir	ISL	4.45	Nicole Humbert	GER	4.35
							Zsuzsa Szabó	HUN	4.35
2001	Pavla Hamácková	CZE	4.56	Svetlana Feofanova	RUS	4.51			
				Kellie Suttle	USA	4.51			
2003	Svetlana Feofanova	RUS	4.80	Yelena Isinbaeva	RUS	4.60	Monika Pyrek	POL	4.45
2004	Yelena Isinbaeva	RUS	4.86	Stacy Dragila	USA	4.81	Svetlana Feofanova	RUS	4.70
2006	Yelena Isinbaeva	RUS	4.80	Anna Rogowska	POL	4.75	Svetlana Feofanova	RUS	4.70
2008	Yelena Isinbaeva	RUS	4.75	Jenn Stuczynski	USA	4.75	Fabiana Murer	BRA	4.70
							Monika Pyrek	POL	4.70
2010	Fabiana Murer	BRA	4.80	Svetlana Feofanova	RUS	4.80	Anna Rogowska	POL	4.70
Long Jump									
1985	Helga Radtke	GDR	6.88	Tatyana Rodionova	URS	6.72	Niole Medvedeva	URS	6.44
1987	Heike Drechsler	GDR	7.10	Helga Radtke	GDR	6.94	Yelena Belevskaya	URS	6.76
1989	Galina Chistyakova	URS	6.98	Marieta Ilcu	ROU	6.86	Larisa Berezhnaya	URS	6.82
1991	Larisa Berezhnaya	URS	6.84	Heike Drechsler	GER	6.82	Marieta Ilcu	ROU	6.74
1993	Marieta Ilcu	ROU	6.84	Susen Tiedke	GER	6.84	Inessa Kravets	UKR	6.77
1995	Lyudmila Galkina	RUS	6.95	Irina Mushayilova	RUS	6.90	Susen Tiedtke-Greene	GER	6.90
1997	Fiona May	ITA	6.86	Chioma Ajunwa	NGR	6.80	Agata Karczmarek	POL	6.71
1999	Tatyana Kotova	RUS	6.86	Shana Williams	USA	6.82	Iva Prandzheva	BUL	6.78
2001	Dawn Burrell	USA	7.03	Tatyana Kotova	RUS	6.98	Niurka Montalvo	ESP	6.88
2003	Tatyana Kotova	RUS	6.84	Inessa Kravets	UKR	6.72	Maurren Maggi	BRA	6.70
2004	Tatyana Lebedeva	RUS	6.98	Tatyana Kotova	RUS	6.93	Carolina Klüft	SWE	6.92
2006	Tatyana Kotova	RUS	7.00	Tianna Madison	USA	6.80	Naide Gomes	POR	6.76
2008	Naide Gomes	POR	7.00	Maurren Higa Maggi	BRA	6.89	Irina Simagina	RUS	6.88
2010	Brittney Reese	USA	6.70	Naide Gomes	POR	6.67	Keila Costa	BRA	6.63
Triple Jump									
1991*	Inessa Kravets	URS	14.44	Li Huirong	CHN	13.98	Sofiya Bozhanova	BUL	13.62
1993	Inessa Kravets	UKR	14.47	Iolanda Chen	RUS	14.36	Inna Lasovskaya	RUS	14.35
1995	Iolanda Chen	RUS	15.03	Iva Prandzheva	BUL	14.71	Ren Ruiping	CHN	14.37

YEAR	GOLD			SILVER			BRONZE		
1997	Inna Lasovskaya	RUS	15.01	Ashia Hansen	GBR	14.70	Sárka Kaspárková	CZE	14.66
1999	Ashia Hansen	GBR	15.02	Iva Prandzheva	BUL	14.94	Sárka Kaspárková	CZE	14.87
2001	Tereza Marinova	BUL	14.91	Tatyana Lebedeva	RUS	14.85	Tiombe Hurd	USA	14.19
2003	Ashia Hansen	GBR	15.01	Françoise Mbango	CMR	14.88	Kéné Ndoye	SEN	14.72
2004	Tatyana Lebedeva	RUS	15.36	Yamilé Aldama	SUD	14.90	Chrisopiyí Devetzí	GRE	14.73
2006	Tatyana Lebedeva	RUS	14.95	Anna Pyatykh	RUS	14.93	Yamilé Aldama	SUD	14.86
2008	Yargelis Savigne	CUB	15.05	Hrysopiyí Devetzí	GRE	15.00	Marija Sestak	SLO	14.68
2010	Olga Rypakova	KAZ	15.14	Yargelis Savigne	CUB	14.86	Anna Pyatykh	RUS	14.64

* *Invitation Event*

Shot Put

1985	Natalya Lisovskaya	URS	20.07	Ines Müller	GDR	19.68	Nunu Abashidze	URS	18.82
1987	Natalya Lisovskaya	URS	20.52	Ilona Briesenick	GDR	20.28	Claudia Losch	FRG	20.14
1989	Claudia Losch	FRG	20.45	Huang Zhihong	CHN	20.25	Christa Wiese	GDR	19.75
1991	Sui Xinmei	CHN	20.54	Huang Zhihong	CHN	20.33	Natalya Lisovskaya	URS	20.00
1993	Svetlana Krivelyova	RUS	19.57	Stephanie Storp	GER	19.37	Zhang Liuhong	CHN	19.32
1995	Kathrin Neimke	GER	19.40	Connie Price-Smith	USA	19.12	Grit Hammer	GER	19.02
1997	Vita Pavlysh	UKR	20.00	Astrid Kumbernuss	GER	19.92	Irina Korzhanenko	RUS	19.49
1999	Svetlana Krivelyova	RUS	19.08	Krystyna Zabawska	POL	19.00	Teri Tunks	USA	18.86
2001	Larisa Peleshenko	RUS	19.84	Nadezhda Ostapchuk	BLR	19.24	Svetlana Krivelyova	RUS	19.18
2003	Irina Korzhanenko	RUS	20.55	Nadezhda Ostapchuk	BLR	20.31	Astrid Kumbernuss	GER	19.86
2004	Svetlana Krivelyova	RUS	19.90	Yumileidi Cumbá	CUB	19.31	Nadine Kleinert	GER	19.05
2006	Natalya Khoroneko	BLR	19.84	Nadine Kleinert	GER	19.64	Olga Ryabinkina	RUS	19.24
2008	Valerie Vili	NZL	20.19	Nadzeya Ostapchuk	BLR	19.74	Li Meiju	CHN	19.09
2010	Nadezhda Ostapchuk	BLR	20.85	Valerie Vili	NZL	20.49	Natallia Mikhnevich	BLR	20.42

Pentathlon

1993*	Liliana Nastase	ROU	4686	Urszula Włodarczyk	POL	4667	Birgit Clarius	GER	4641
1995	Svetlana Moskalets	RUS	4834	Kym Carter	USA	4632	Irina Tyukhay	RUS	4622
1997	Sabine Braun	GER	4780	Mona Steigauf	GER	4681	Kym Carter	USA	4627
1999	DeDee Nathan	USA	4753	Irina Belova	RUS	4691	Urszula Włodarczyk	POL	4596
2001	Natalya Sazanovich	BLR	4850	Yelena Prokhorova	RUS	4711	Karin Ertl	GER	4678
2003	Carolina Klüft	SWE	4933	Natalya Sazanovich	BLR	4715	Marie Collonvillé	FRA	4644
2004	Naide Gomes	POR	4759	Natalya Dobrynska	UKR	4727	Austra Skujytė	LTU	4679
2006	Lyudmila Blonska	UKR	4685	Karin Ruckstuhl	NED	4607	Olga Levenkova	RUS	4579
2008	Tia Hellebaut	BEL	4867	Kelly Sotherton	GBR	4852	Anna Bogdanova	RUS	4753
2010	Jessica Ennis	GBR	4937	Natalya Dobrynska	UKR	4851	Tatyana Chernova	RUS	4762

* *Invitation Event*

3000 Metres Walk (Discontinued after 1993)

1985	Giuliana Salce	ITA	12:53.42	Yan Hong	CHN	13:05.56	Ann Peel	CAN	13:06.97
1987	Olga Krishtop	URS	12:05.49	Giuliana Salce	ITA	12:36.76	Ann Peel	CAN	12:38.97
1989	Kerry Saxby	AUS	12:01.65	Beate Anders	GDR	12:07.73	Ileana Salvador	ITA	12:11.33
1991	Beate Anders	GER	11:50.90	Kerry Saxby	AUS	12:03.21	Ileana Salvador	ITA	12:07.67
1993	Yelena Nikolayeva	RUS	11:49.73	Kerry Saxby-Junna	AUS	11:53.82	Ileana Salvador	ITA	11:55.35

4 x 400 Metres Relay

1991	Germany	3:27.22	USSR	3:27.95	United States	3:29.00
1993	Jamaica	3:32.32	United States	3:32.50	-	
1995	Russia	3:29.29	Czech Republic	3:30.27	United States	3:31.43
1997	Russia	3:26.84	United States	3:27.66	Germany	3:28.39
1999	Russia	3:24.25	Australia	3:26.87	United States	3:27.59
2001	Russia	3:30.00	Jamaica	3:30.79	Germany	3:31.00
2003	Russia	3:28.45	Jamaica	3:31.23	United States	3:31.69
2004	Russia	3:23.88	Belarus	3:29.96	Romania	3:30.06
2006	Russia	3:24.91	United States	3:28.63	Belarus	3:28.65
2008	Russia	3:28.17	Belarus	3:28.90	United States	3:29.30
2010	United States	3:27.34	Russia	3:27.44	Czech Republic	3:30.05

IAAF WORLD JUNIOR CHAMPIONSHIPS

Venues - 1986: Athína (16-20 Jul); 1988: Sudbury (27-31 Jul); 1990: Plovdiv (8-12 Aug); 1992: Seoul (16-20 Sep); 1994: Lisboa (19-24 Jul); 1996: Sydney (20-25 Aug); 1998: Annecy (28 Jul-2 Aug); 2000: Santiago de Chile (17-22 Oct); 2002: Kingston (16-21 Jul); 2004: Grosseto (12-18 Jul); 2006: Beijing (15-20 Aug); 2008: Bydgoszcz (8-13 Jul); 2010: Moncton (20-25 Jul); *2012: Barcelona (10-15 Jul)*

MEN

100 Metres

YEAR	GOLD			SILVER			BRONZE			
1986	Derrick Florence	USA	10.17	Stanley Kerr	USA	10.23	Jamie Henderson	GBR	10.34	0.8
1988	Andre Cason	USA	10.22	Sven Matthes	GDR	10.28	Aleksandr Shlychkov	URS	10.37	-2.7
1990	Davidson Ezinwa	NGR	10.17	Jason Livingston	GBR	10.25	Rodney Bridges	USA	10.37	0.7
1992	Ato Boldon	TRI	10.30	Darren Campbell	GBR	10.46	Tony McCall	USA	10.49	0.0
1994	Deji Aliu	NGR	10.21	Jason Gardener	GBR	10.25	Deworski Odom	USA	10.26	1.2
1996	Francis Obikwelu	NGR	10.21	Seun Ogunkoya	NGR	10.25	Francesco Scuderi	ITA	10.43	1.0
1998	Christian Malcolm	GBR	10.12	Amar Johnson	USA	10.34	Dwight Thomas	JAM	10.40	1.6
2000	Mark Lewis-Francis	GBR	10.12	Mubarak Al-Yami	KSA	10.38	Marc Burns	TRI	10.40	0.1
2002	Darrel Brown	TRI	10.09	Marc Burns	TRI	10.18	Willie Hordge	USA	10.36	-0.6
2004	Ivory Williams	USA	10.29	Demi Omole	USA	10.31	Renaldo Rose	JAM	10.34	1.0
2006	Harry Aikines-Aryeety	GBR	10.37	Justyn Warner	CAN	10.39	Yohan Blake	JAM	10.42	-0.5
2008	Dexter Lee	JAM	10.40	Wilhelm van der Vyver	RSA	10.42	Terrell Wilks	USA	10.45	-0.8
2010	Dexter Lee	JAM	10.21	Charles Silmon	USA	10.23	Jimmy Vicaut	FRA	10.28	-0.7

200 Metres

1986	Stanley Kerr	USA	20.74	Derrick Florence	USA	21.12	Steven McBain	AUS	21.21	0.2
1988	Kevin Braunskill	USA	20.87w	Olapade Adeniken	NGR	20.88	Dmitriy Bartenyev	URS	20.92	4.2
1990	Aleksandr Goremykin	URS	20.47	Davidson Ezinwa	NGR	20.75	James Stallworth	USA	20.81	-0.5
1992	Ato Boldon	TRI	20.63	Darren Campbell	GBR	20.87	Glen Elferink	RSA	21.00	0.3
1994	Tony Wheeler	USA	20.62	Deji Aliu	NGR	20.88	Ian Mackie	GBR	20.95	1.7
1996	Francis Obikwelu	NGR	20.47	Riaan Dempers	RSA	20.96	Bryan Harrison	USA	21.10	-1.6
1998	Christian Malcolm	GBR	20.44	Jairo Duzant	AHO	20.92	Russell Frye	USA	20.94	-0.2
2000	Paul Gorries	RSA	20.64	Marcin Jedrusinski	POL	20.87	Tim Benjamin	GBR	20.94	1.3
2002	Usain Bolt	JAM	20.61	Brendan Christian	ANT	20.74	Wes Felix	USA	20.82	0.9
2004	Andrew Howe	ITA	20.28	Leigh Julius	RSA	20.88	Jamil James	TRI	21.00	0.1
2006	Marek Niit	EST	20.96	Brian Barnett	CAN	21.00	Alex Nelson	GBR	21.14	-1.1
2008	Christophe Lemaître	FRA	20.83	Nickel Ashmeade	JAM	20.84	Robert Hering	GER	20.96	-0.9
2010	Shota Iizuka	JPN	20.67	Aliaksandr Linnik	BLR	20.89	Aaron Brown	CAN	21.00	0.5

400 Metres

1986	Miles Murphy	AUS	45.64	Roberto Hernández	CUB	45.64	Edgar Itt	FRG	45.72
1988	Tomasz Jedrusik	POL	46.19	Steve Perry	AUS	46.74	Anthony Eziuka	NGR	46.81
1990	Chris Nelloms	USA	45.43	Rico Lieder	GDR	46.28	Mark Richardson	GBR	46.33
1992	Deon Minor	USA	45.75	Rikard Rasmusson	SWE	46.07	Francis Ogolo	UGA	46.16
1994	Michael McDonald	JAM	45.83	Ramon Clay	USA	46.13	Shaun Farrell	NZL	46.31
1996	Obea Moore	USA	45.27	Jerome Davis	USA	45.86	Shane Niemi	CAN	45.94
1998	Nduka Awazie	NGR	45.54	Casey Vincent	AUS	45.55	Fawzi Al-Shammari	KUW	45.89
2000	Hamdan Al-Bishi	KSA	44.66	Brandon Simpson	JAM	45.73	Shinji Ishikawa	JPN	45.77
2002	Darold Williamson	USA	45.37	Jonathan Fortenberry	USA	45.73	Jermaine Gonzales	JAM	45.84
2004	LaShawn Merritt	USA	45.25	Nagmeldin Ali Abubakr	SUD	45.97	Obakeng Ngwigwa	BOT	45.97
2006	Rennie Quow	TRI	45.74	Justin Oliver	USA	45.78	Martyn Rooney	GBR	45.87
2008	Marcus Boyd	USA	45.53	Kirani James	GRN	45.70	O'Neal Wilder	USA	45.76
2010	Kirani James	GRN	45.89	Marcell Deák-Nagy	HUN	46.09	Errol Nolan	USA	46.36

800 Metres

1986	David Sharpe	GBR	1:48.32	Manuel Balmaceda	CHI	1:48.91	Andrey Sudnik	URS	1:48.93
1988	Jonah Birir	KEN	1:50.03	Kevin McKay	GBR	1:50.79	Melfort Homela	ZIM	1:51.34
1990	Desta Asgedom	ETH	1:46.35	Jonah Birir	KEN	1:46.61	Norberto Téllez	CUB	1:47.33
1992	Benson Koech	KEN	1:44.77	Lee Jin-Il	KOR	1:46.34	Brendan Hanigan	AUS	1:47.26
1994	Paul Byrne	AUS	1:47.42	Japheth Kimutai	KEN	1:48.22	Alain Miranda	CUB	1:48.24
1996	Mwengi Mutua	KEN	1:48.21	Tom Lerwill	GBR	1:48.40	Grant Cremer	AUS	1:48.46
1998	William Chirchir	KEN	1:47.23	Wilfred Bungei	KEN	1:47.53	Paskar Owor	UGA	1:48.20
2000	Nicholas Wachira	KEN	1:47.16	Florent Lacasse	FRA	1:47.61	Antonio Reina	ESP	1:47.90
2002	Alex Kipchirchir	KEN	1:46.59	Salem Al-Badri	QAT	1:46.63	David Fiegen	LUX	1:46.66
2004	Majid Saeed Sultan	QAT	1:47.33	Alfred Yego Kirwa	KEN	1:47.39	Selahattin Cobanoglu	TUR	1:47.71
2006	David Rudisha	KEN	1:47.40	Jackson Kivuna	KEN	1:47.64	Abraham Chepkirwot	UGA	1:47.79
2008	Abubaker Kaki	SUD	1:45.60	Geoffrey Kibet	KEN	1:46.23	André Olivier	RSA	1:47.57
2010	David Mutua	KEN	1:46.41	Cas Loxsom	USA	1:46.57	Robby Andrews	USA	1:47.00

YEAR	GOLD			SILVER			BRONZE		
1500 Metres									
1986	Wilfred Kirochi	KEN	3:44.62	Peter Rono	KEN	3:45.52	Johan Boakes	GBR	3:45.80
1988	Wilfred Kirochi	KEN	3:46.52	Noureddine Morceli	ALG	3:46.93	Fermín Cacho	ESP	3:47.31
1990	Moses Kiptanui	KEN	3:38.32	Alemayehu Roba	ETH	3:41.71	Desta Asgedom	ETH	3:43.38
1992	Atoi Boru	KEN	3:37.94	Vénuste Niyongabo	BDI	3:38.59	Kevin Sullivan	CAN	3:39.11
1994	Julius Achon	UGA	3:39.78	André Bucher	SUI	3:40.46	Philip Mosima	KEN	3:41.09
1996	Shadrack Langat	KEN	3:38.96	Mohammed Yagoub	SUD	3:39.17	Miloud Abaoub	ALG	3:39.37
1998	Adil Kaouch	MAR	3:42.43	Benjamin Kipkurui	KEN	3:42.67	Robert Witt	POL	3:43.47
2000	Cornelius Chirchir	KEN	3:38.80	Wolfram Müller	GER	3:39.37	Philemon Kibet	KEN	3:40.77
2002	Yassine Bensghir	MAR	3:40.72	Abdulrahman Suleiman	QAT	3:41.72	Samuel Mwera	TAN	3:41.75
2004	Abdelaati Iguider	MAR	3:35.53	Benson Esho	KEN	3:35.80	Brimin Kipruto	KEN	3:35.96
2006	Remi Limo	KEN	3:40.44	Abdelaati Iguider	MAR	3:40.73	Belal Mansoor Ali	BRN	3:41.36
2008	Imad Touil	ALG	3:47.40	James Magut	KEN	3:47.51	Demma Daba	ETH	3:47.65
2010	Caleb Ndiku	KEN	3:37.30	Abderrahmane Anou	ALG	3:38.86	Mohamed Al-Garni	QAT	3:38.91
5000 Metres									
1986	Peter Chumba	KEN	13:55.25	Alejandro Gómez	ESP	13:55.94	Melese Feyessa	ETH	13:56.45
1988	Henry Kirui	KEN	13:54.29	Mohamed Choumassi	MAR	13:54.36	Addis Abebe	ETH	13:58.08
1990	Fita Bayissa	ETH	13:42.59	Abreham Assefa	ETH	13:44.63	Francesco Bennici	ITA	13:47.10
1992	Haile Gebrselassie	ETH	13:36.06	Ismael Kirui	KEN	13:36.11	Hicham El Guerrouj	MAR	13:46.79
1994	Daniel Komen	KEN	13:45.37	Regasa Habte	ETH	13:49.70	Giuliano Battocletti	ITA	13:51.16
1996	Assefa Mezgebu	ETH	13:35.30	David Chelule	KEN	13:36.27	Aaron Gabonewe	RSA	13:46.19
1998	Million Wolde	ETH	13:47.49	Kipchumba Mitei	KEN	13:49.60	Kihara Kamzee	KEN	13:51.22
2000	Gordon Mugi	KEN	13:44.93	Kenenisa Bekele	ETH	13:45.43	Cyrus Kataron	KEN	13:46.12
2002	Hillary Chenonge	KEN	13:28.30	Markos Geneti	ETH	13:28.83	Gebre-egziabher Gebremariam	ETH	13:29.13
2004	Augustine Choge	KEN	13:28.93	Bado Worku	ETH	13:30.45	Tariku Bekele	ETH	13:30.86
2006	Tariku Bekele	ETH	13:31.34	Abreham Cherkos	ETH	13:35.95	Joseph Ebuya	KEN	13:42.93
2008	Abreham Cherkos	ETH	13:08.57	Mathew Kisorio	KEN	13:11.57	Dejen Gebremeskel	ETH	13:11.97
2010	David Bett	KEN	13:23.76	John Kipkoech	KEN	13:26.03	Aziz Lahbabi	MAR	13:28.92
10,000 Metres									
1986	Peter Chumba	KEN	28:44.00	Juma Munyampanda	TAN	28:45.14	Debebe Demisse	ETH	28:49.09
1988	Addis Abebe	ETH	28:42.13	Bedelu Kibret	ETH	28:48.55	James Songok	KEN	28:50.42
1990	Richard Chelimo	KEN	28:18.57	Ismael Kirui	KEN	28:40.77	Juma Ninga	TAN	28:41.90
1992	Haile Gebrselassie	ETH	28:03.99	Josphat Ndeti	KEN	28:46.25	Yasuyuki Watanabe	JPN	28:52.89
1994	Daniel Komen	KEN	28:29.74	Kenji Takao	JPN	28:55.24	Michitane Noda	JPN	29:00.55
1996	Assefa Mezgebu	ETH	28:27.78	David Chelule	KEN	28:29.14	Tetsuhiro Furuta	JPN	28:31.61
1998	Benson Barus	KEN	29:24.28	Salim Kipsang	KEN	29:36.80	Alene Emere	ETH	29:47.60
2000	Robert Kipchumba	KEN	28:54.37	Duncan Lebo	KEN	28:58.39	Abraham Hadush	ETH	29:44.65
2002	Gebre-egziabher Gebremariam	ETH	29:02.71	Sileshi Sihine	ETH	29:03.74	Solomon Bushendich	KEN	29:05.96
2004	Boniface Kiprop	UGA	28:03.77	Fabiano Joseph	TAN	28:04.45	Ryuji Ono	JPN	28:30.45
2006	Ibrahim Jeylan	ETH	28:53.29	Joseph Ebuya	KEN	28:53.46	Adam Ismail Khamis	BRN	28:54.30
2008	Josphat Bett	KEN	27:30.85	Titus Mbishei	KEN	27:31.65	Ibrahim Jeylan	ETH	28:07.98
2010	Dennis Masai	KEN	27:53.88	Gebretsadik Abraha	ETH	28:03.45	Paul Lonyangat	KEN	28:14.55
20km Road Race (Not held in 1992 and discontinued after 1994)									
1986	Tadesse Gebre	ETH	61:32	Juma Munyampanda	TAN	61:45	Negash Dube	ETH	64:23
1988	Zeleke Metaferia	ETH	59:27	Thomas Osano	KEN	60:14	Abel Gisemba	KEN	60:36
1990	Cosmas Ndeti	KEN	59:42	Juma Ninga	TAN	60:30	Dagane Dabela	ETH	61:02
1994	Clodoaldo Silva	BRA	63:21	Carlos García	ESP	63:38	Antonello Landi	ITA	63:40
2000/3000 Metres Steeplechase									
1986	Juan Azkueta	ESP	5:28.56	Johnstone Kipkoech	KEN	5:29.56	Jens Volkmann	FRG	5:29.60
1988	William Chemitei	KEN	8:41.61	Matthew Birir	KEN	8:44.54	Arto Kuusisto	FIN	8:46.42
1990	Matthew Birir	KEN	8:31.02	Francisco Munuera	ESP	8:41.03	Simeon Rono	KEN	8:42.05
1992	Mwangangi Muindi	KEN	8:31.62	Ayele Mezgebu	ETH	8:32.43	Stephen Chepseba	KEN	8:32.48
1994	Paul Chemase	KEN	8:31.51	Julius Chelule	KEN	8:33.64	Irba Lakhal	MAR	8:34.42
1996	Julius Chelule	KEN	8:33.09	Kipkurui Misoi	KEN	8:33.31	Ali Ezzine	MAR	8:35.60
1998	Reuben Kosgei	KEN	8:23.76	Abraham Cherono	KEN	8:32.24	El Mostapha Mellouk	MAR	8:34.91
2000	Raymond Yator	KEN	8:16.34	David Chemweno	KEN	8:31.95	Abdelatif Chemlal	MAR	8:43.57
2002	Mike Kipyego	KEN	8:29.54	David Kirwa	KEN	8:31.44	Aboubaker Kamal	QAT	8:33.67
2004	Ronald Kipchumba	KEN	8:23.32	Moussa Omar Obaid	QAT	8:23.38	Moustafa Ahmed Shebto	QAT	8:26.04
2006*	Willy Komen	KEN	8:14.00	Bisluke Kiplagat	KEN	8:18.11	Abdelghani Aït Bahmad	MAR	8:20.05
2008	Jonathan Ndiku	KEN	8:17.28	Benjamin Kiplagat	UGA	8:19.24	Patrick Terer	KEN	8:25.14
2010	Jonathan Ndiku	KEN	8:23.48	Albert Yator	KEN	8:33.55	Jacob Araptany	UGA	8:37.02

** Originally second in 8:16.64 was Tareq Mubarak Taher BRN but in 2007 he was found to be over-age on investigation by the IAAF*

110 Metres Hurdles										
1986	Colin Jackson	GBR	13.44	Jon Ridgeon	GBR	13.91	Emilio Valle	CUB	14.00	-0.8

YEAR	GOLD			SILVER			BRONZE			
1988	Reinaldo Quintero	CUB	13.71w	Stephen Brown	USA	13.73	Elbert Ellis	USA	13.78	3.1
1990	Antti Haapakoski	FIN	13.74	Alexis Sánchez	CUB	13.75	Kyle Vander-Kuyp	AUS	13.85	-0.1
1992	Yevgeniy Pechonkin	EUN	13.87	Sven Göhler	GER	13.98	Igor Pintusevich-Babichev	EUN	14.08	1.6
1994	Frank Busemann	GER	13.47w	Dudley Dorival	USA	13.65	Darius Pemberton	USA	13.93	2.1
1996	Yoel Hernández	CUB	13.83	Tomasz Ścigaczewski	POL	13.88	Joe Naivalu	FIJ	13.91	-1.8
1998	Stanislavs Olijars	LAT	13.51	Sharif Paxton	USA	14.10	Florian Seibold	GER	14.21	-0.2
2000	Yunier Hernández	CUB	13.60	Thomas Blaschek	GER	13.80	Ladji Doucoure	FRA	13.84	-0.1
2002	Antwon Hicks	USA	13.42w	Shi Dongpeng	CHN	13.58	Shamar Sands	BAH	13.67	2.6
2004	Aries Merritt	USA	13.56	Dayron Robles	CUB	13.77	Kevin Craddock	USA	13.77	-0.6
2006 99cm	Artur Noga	POL	13.23	Samuel Coco-Viloin	FRA	13.35	Konstadínos Douvalídis	GRE	13.39	1.5
2008 99cm	Konstantin Shabanov	RUS	13.27	Booker Nunley	USA	13.45	Keiron Stewart	JAM	13.51	1.1
2010 99cm	Pascal Martinot Lagarde	FRA	13.52	Vladimir Vukićević	NOR	13.59	Jack Meredith	GBR	13.59	-2.4
400 Metres Hurdles										
1986	Emilio Valle	CUB	50.02	Hiroshi Kakimori	JPN	50.09	Pascal Maran	FRA	50.39	
1988	Kelly Carter	USA	49.50	Mugur Mateescu	ROU	50.70	Vadim Zadoynov	URS	50.88	
1990	Rohan Robinson	AUS	49.73	Yoshihiko Saito	JPN	49.99	Aleksandr Belikov	URS	50.22	
1992	Ashraf Saber	ITA	50.02	Sammy Biwot	KEN	50.75	William Porter	USA	51.37	
1994	Gennadiy Gorbenko	UKR	50.56	Miklós Róth	HUN	50.85	Noel Levy	GBR	50.94	
1996	Mubarak Al-Nubi	QAT	49.07	Llewellyn Herbert	RSA	49.15	Angelo Taylor	USA	50.18	
1998	Periklís Iakovákis	GRE	49.82	Osiris Martínez	CUB	50.17	Peter Bate	AUS	50.83	
2000	Marek Plawgo	POL	49.23	Ter de Villiers	RSA	50.52	Okkert Cilliers	RSA	50.58	
2002	L. J. van Zyl	RSA	48.89	Kenneth Ferguson	USA	49.38	Bershawn Jackson	USA	50.00	
2004	Kerron Clement	USA	48.51	Brandon Johnson	USA	48.62	Ibrahim Al-Hamaidi	KSA	48.94	
2006	Chris Carter	USA	50.08	Bandar Yahya Al-Sharakili	KSA	50.34	Stanislav Melnykov	UKR	50.43	
2008	Jeshua Anderson	USA	48.68	Johnny Dutch	USA	49.25	Amaury Valle	CUB	49.56	
2010	Jehue Gordon	TRI	49.30	Takatoshi Abe	JPN	49.46	Leslie Murray	ISV	50.22	
High Jump										
1986	Javier Sotomayor	CUB	2.25	Hollis Conway	USA	2.22	Thomas Müller	GDR	2.22	
1988	Artur Partyka	POL	2.28	Lámbros Papakóstas	GRE	2.25	Jaroslaw Kotewicz	POL	2.22	
							Park Jae-Hong	KOR	2.22	
1990	Dragutin Topić	YUG	2.37	Tim Forsyth	AUS	2.29	Stevan Zoric	YUG	2.26	
1992	Steve Smith	GBR	2.37	Tim Forsyth	AUS	2.31	Takahiro Kimino	JPN	2.29	
1994	Jagan Hames	AUS	2.23	Antoine Burke	IRL	2.20	Mika Polku	FIN	2.20	
1996	Mark Boswell	CAN	2.24	Svatoslav Ton	CZE	2.21				
				Ben Challenger	GBR	2.21				
1998	Alfredo Deza	PER	2.21	Yin Xueli	CHN	2.21	Aleksandr Veryutin	BLR	2.21	
2000	Jacques Freitag	RSA	2.24	Jermaine Mason	JAM	2.24	Tomasz Smialek	POL	2.21	
2002	Andra Manson	USA	2.31	Zhu Wannan	CHN	2.23	Germaine Mason	JAM	2.21	
2004	Michael Mason	CAN	2.21	Marius Hanniske	GER	2.21	Hu Tong	CHN	2.21	
2006	Huang Haiqiang	CHN	2.32	Niki Palli	ISR	2.29	Bogdan Bondarenko	UKR	2.26	
2008	Bogdan Bondarenko	UKR	2.26	Sylwester Bednarek	POL	2.24	Miguel Ángel Sancho	ESP	2.21	
2010	Mutaz Essa Barshim	QAT	2.30	David Smith	USA	2.24	Naoto Tobe	JPN	2.21	
Pole Vault										
1986	Igor Potapovich	URS	5.50	Delko Lesev	BUL	5.40	Mike Thiede	GDR	5.30	
1988	István Bagyula	HUN	5.65	Maksim Tarasov	URS	5.60	Andrey Grudinin	URS	5.30	
1990	Jean Galfione	FRA	5.45	Dmitriy Kurkulin	URS	5.40	Miroslav Dukov	BUL	5.40	
1992	Laurens Looije	NED	5.45	Daniel Martí	ESP	5.40	Okkert Brits	RSA	5.40	
1994	Viktor Chistyakov	RUS	5.60	Dmitriy Markov	BLR	5.50	Taoufik Lachheb	FRA	5.30	
1996	Paul Burgess	AUS	5.35	Patrik Kristiansson	SWE	5.30	Danny Ecker	GER	5.30	
1998	Pavel Gerasimov	RUS	5.55	Lars Börgeling	GER	5.50	Paul Burgess	AUS	5.20	
							Adam Ptácek	CZE	5.20	
							Giuseppe Gibilisco	ITA	5.20	
2000	Aleksey Khanafin	RUS	5.30	Oleksandr Korchmyd	UKR	5.30	Rocky Danners	USA	5.20	
2002	Maksim Mazuryk	UKR	5.55	Vladislav Revenko	UKR	5.55	Vincent Favretto	FRA	5.40	
2004	Dmitriy Starodubtsev	RUS	5.50	Germán Chiaraviglio	ARG	5.45	Liu Feiliang	CHN	5.40	
2006	Germán Chiaraviglio	ARG	5.71	Yang Yansheng	CHN	5.54	Leonid Kivalov	RUS	5.42	
2008	Raphael Holzdeppe	GER	5.50	Paweł Wojciechowski	POL	5.40	Karsten Dilla	GER	5.30	
2010	Anton Ivakin	RUS	5.50	Claudio Stecchi	ITA	5.40	Andrew Sutcliffe	GBR	5.35	
Long Jump										
1986	Dietmar Haaf	FRG	7.93	Ivo Krsek	TCH	7.87	Thomas Wolf	GDR	7.77	
1988	Luis Bueno	CUB	7.99	Saúl Isalgue	CUB	7.78	Nai Hui-Fang	TPE	7.77w	
1990	James Stallworth	USA	8.12	Dion Bentley	USA	8.05	Kareem Streete-Thompson	CAY	7.94	
1992	Neil Chance	USA	7.89	Robert Thomas	USA	7.84	Ivaylo Mladenov	BUL	7.68	
1994	Gregor Cankar	SLO	8.04w	Bogdan Tăruş	ROU	8.01	Shigeru Tagawa	JPN	7.85w	

YEAR	GOLD			SILVER			BRONZE		
1996	Aleksey Lukashevich	UKR	7.91	Raúl Fernández	ESP	7.75	Nathan Morgan	GBR	7.74
1998	Petar Dachev	BUL	8.14	Abdurrahman Al-Nubi	QAT	8.11	Luis Méliz	CUB	7.91
2000	Cai Peng	CHN	7.88	Volodymyr Zyuskov	UKR	7.84w	Yoelmis Pacheco	CUB	7.71
2002	Abdulla Al-Waleed	QAT	7.99	Fabrice Lapierre	AUS	7.74	Trevell Quinley	USA	7.71
2004	Andrew Howe	ITA	8.11	Khotso Mokoena	RSA	8.09	John Thornell	AUS	7.89
2006	Robert Crowther	AUS	8.00	Tone Belt	USA	7.95	Zhang Xiaoyi	CHN	7.86
2008	Marquise Goodwin	USA	7.74	Dimitry Astrouski	BLR	7.64	Eusebio Cáceres	ESP	7.59
2010	Luvo Manyonga	RSA	7.99	Eusebio Cáceres	ESP	7.90	Taylor Stewart	CAN	7.63
Triple Jump									
1986	Igor Parygin	URS	16.97	Zdravko Dimitrov	BUL	16.13	Du Benghong	CHN	16.00
1988	Vladimir Melikhov	URS	16.69	Galin Georgiev	BUL	16.18	Eugene Green	BAH	16.16
1990	Sergey Bykov	URS	16.98	Yoelbi Quesada	CUB	16.62	Nikolay Raev	BUL	16.22
1992	Yoelbi Quesada	CUB	17.04	Osiris Mora	CUB	17.03	Ndabazihle Mdhlongwa	ZIM	16.57
1994	Larry Achike	GBR	16.67w	Leonard Cobb	USA	16.65	Ronald Servius	FRA	16.55w
1996	René Hernández	CUB	16.50	Michael Calvo	CUB	16.17	Ionuţ Pungă	ROU	16.15w
1998	Ionuţ Pungă	ROU	16.94	Ivaylo Rusinov	BUL	16.65	Greg Yeldell	USA	16.44
2000	Marian Oprea	ROU	16.41	Yoandri Betanzos	CUB	16.34	Hamdi Abdel	QAT	16.29
2002	David Girat	CUB	16.68	Li Yanxi	CHN	16.66	Aleksandr Sergeyev	RUS	16.55
2004	Khotso Mokoena	RSA	16.77	Zhu Shujing	CHN	16.64	Viktor Kuznetsov	UKR	16.58
2006	Benjamin Compaors	FRA	16.61	Hugo Chila	ECU	16.49	Zhong Minwei	CHN	16.29
2008	Teddy Tamgho	FRA	17.33w	Osviel Hernández	CUB	16.90w	Mohamed Youssef Al-Sahabi	BRN	16.59
2010	Aleksey Fyodorov	RUS	16.68	Ernesto Revé	CUB	16.47	Omar Craddock	USA	16.23
Shot Put									
1986	Aleksey Lukashenko	URS	18.90	Vyacheslav Lykho	URS	18.71	Radoslav Despotov	BUL	18.17
1988	Aleksandr Klimenko	URS	18.92	Mike Stulce	USA	18.47	Aleksandr Klimov	URS	18.06
1990	Viktor Bulat	URS	19.21	Xie Shenying	CHN	18.57	Yuriy Ivanov	URS	18.13
1992	Yuriy Belonog	EUN	18.46	Manuel Martínez	ESP	18.14	Ralf Kahles	GER	17.97
1994	Adam Nelson	USA	18.34	Andreas Gustafsson	SWE	17.95	Ville Tiisanoja	FIN	17.90
1996	Ralf Bartels	GER	18.71	Justin Anlezark	AUS	18.21	Clay Cross	AUS	17.69
1998	Mikuláš Konopka	SVK	18.50	Janus Robberts	RSA	18.15	Carl Myerscough	GBR	18.12
2000	Rutger Smith	NED	19.48	Ivan Yushkov	RUS	19.06	Tomasz Chrzanowski	POL	19.00
2002$_{6g}$	Edis Elkasević	CRO	21.47	Sean Shields	USA	20.54	Mika Vasara	FIN	20.50
2004$_{6g}$	Georgi Ivanov	BUL	20.70	Jakub Giza	POL	20.05	Aleksandr Grekov	RUS	19.98
2006$_{6g}$	Margus Hunt	EST	20.53	Mostafa Abdul El-Moaty	EGY	20.14	Guo Yanxiang	CHN	19.97
2008$_{6g}$	David Storl	GER	21.08	Aleksandr Bulanov	RUS	20.14	Marin Premeru	CRO	19.93
2010$_{6g}$	Jacko Gill	NZL	20.76	Božidar Antunović	SRB	20.20	Ding Yongheng	CHN	20.14
Discus Throw									
1986	Vasil Baklarov	BUL	60.60	Werner Reiterer	AUS	58.64	Vasiliy Kaptyukh	URS	58.22
1988	Andreas Seelig	GDR	58.60	Kami Keshmiri	USA	54.68	Yuriy Nesterets	URS	53.70
1990	Ilian Iliev	BUL	58.28	Frank Biset	CUB	57.10	Jan Engelmann	GDR	56.82
1992	Brian Milne	USA	58.28	Frits Potgieter	RSA	56.28	Marek Bílek	TCH	54.86
1994	Frantz Kruger	RSA	58.22	Julio Piñero	ARG	57.80	Timo Sinervo	FIN	56.76
1996	Casey Malone	USA	56.22	Roland Varga	HUN	55.20	Frank Casañas	CUB	54.86
1998	Zoltán Kővágó	HUN	59.36	Emeka Udechuku	GBR	57.99	Gábor Máté	HUN	56.96
2000	Hannes Hopley	RSA	59.51	Niklas Arrhenius	SWE	59.19	Rutger Smith	NED	58.70
2002$_{1.75kg}$	Wu Tao	CHN	64.51	Dmitriy Sivakov	BLR	62.00	Michal Hodun	POL	61.74
2004$_{1.75kg}$	Ehsan Haddadi	IRI	62.14	Oleg Pirog	RUS	60.28	Luka Rujević	SCG	59.82
2006$_{1.75kg}$	Margus Hunt	EST	67.32	Mohammad Samimi	IRI	63.00	Martin Wierig	GER	62.17
2008$_{1.75kg}$	Gordon Wolf	GER	62.00	Marin Premeru	CRO	61.85	Mykyta Nesterenko	UKR	61.01
2010$_{1.75kg}$	Andrius Gudžius	LTU	63.78	Andrei Gag	ROU	61.85	Julian Wruck	AUS	61.09
Hammer Throw									
1986	Vitaliy Alisevich	URS	72.00	Valeriy Gubkin	URS	71.78	Sabin Khristov	BUL	68.96
1988	Vadim Kolesnik	URS	69.52	Oleg Palushik	URS	69.00	Thomas Hommel	GDR	66.06
1990	Andrey Debely	URS	70.60	Sávvas Saritzóglou	GRE	70.32	Andrey Budykin	URS	69.36
1992	Vadim Grabovoy	EUN	73.00	Alberto Sánchez	CUB	69.78	Andrey Yevgenyev	EUN	69.24
1994	Szymon Ziółkowski	POL	70.44	Igor Tugay	UKR	70.08	Sergey Vasilyev	RUS	66.14
1996	Maciej Palyszko	POL	71.24	Vadim Devyatovskiy	BLR	70.88	Roman Konevtsov	RUS	70.32
1998	Olli-Pekka Karjalainen	FIN	69.66	Yuriy Voronkin	RUS	69.66	Wojciech Kondratowicz	POL	68.93
2000	Esref Apak	TUR	69.97	Dylan Armstrong	CAN	67.50	Aaron Fish	AUS	67.44
2002$_{6g}$	Werner Smit	RSA	76.43	Ali Mohamed Al-Zinkawi	KUW	73.69	Aleksandr Kazulka	BLR	72.72
2004$_{6g}$	Andrey Azarenkov	RUS	74.11	Mohsen Anani	EGY	72.98	Kamilius Bethke	GER	71.91
2006$_{6g}$	Yevgeniy Aydamirov	RUS	78.42	Kristóf Nsmeth	HUN	78.39	Marcel Lomnicky	SVK	77.06
2008$_{6g}$	Walter Henning	USA	76.92	Conor McCullough	USA	75.88	Oleg Dubitski	BLR	75.42
2010$_{6g}$	Conor McCullough	USA	80.79	Ákos Hudi	HUN	78.37	Alaa El-Din El-Ashry	EGY	76.66

YEAR	GOLD			SILVER			BRONZE		
Javelin Throw									
1986	Vladimir Sasimovich	URS	78.84	Mark Roberson	GBR	74.24	Gavin Lovegrove	NZL	74.22
1988	Vladimir Ovchinnikov	URS	77.08	Steve Backley	GBR	75.40	Jens Reimann	GDR	71.64
1990	Tommi Viskari	FIN	73.88	Dariusz Trafas	POL	72.76	Jarkko Heimonen	FIN	72.30
1992	Aki Parviainen	FIN	76.34	Boris Henry	GER	76.04	Kostas Gatsioúdhis	GRE	75.92
1994	Marius Corbett	RSA	77.98	Matti Närhi	FIN	74.92	Isbel Luaces	CUB	72.82
1996	Sergey Voynov	UZB	79.78	Harri Haatainen	FIN	76.12	Steven Madeo	AUS	73.88
1998	David Parker	GBR	72.85	Gerhardus Pienaar	RSA	71.16	Yukifumi Murakami	JPN	70.72
2000	Hardus Pienaar	RSA	78.11	Andreas Thorkildsen	NOR	76.34	Park Jae-Myong	KOR	72.36
2002	Igor Janik	POL	74.16	Vladislav Shkurlatov	RUS	74.09	Jung Sang-Jin	KOR	73.99
2004	Aleksey Tovarnov	RUS	79.38	Lohan Rautenbach	RSA	74.42	Júlio César de Oliveira	BRA	73.86
2006	Robert Oosthuizen	RSA	83.07	Ari Mannio	FIN	77.26	Roman Avramenko	UKR	76.01
2008	Robert Szpak	POL	78.01	Ihab Abd El Rahman	EGY	76.20	Ansis Brūns	LAT	75.31
2010	Till Wöschler	GER	82.52	Genki Dean	JPN	76.44	Dmitri Tarabin	RUS	76.42
Decathlon									
1986	Petri Keskitalo	FIN	7623	Michael Smith	CAN	7523	Nikolay Zayats	URS	7509
1988	Michael Kohnle	FRG	7729	Róbert Změlík	TCH	7659	Eduard Hämäläinen	URS	7596
1990	Eric Kaiser	FRG	7762	Jarkko Finni	FIN	7698	David Bigham	GBR	7488
1992	Raúl Duany	CUB	7403	Bernhard Floder	GER	7397	Renco van Veldhuizen	NED	7313
1994	Benjamin Jensen	NOR	7676	Klaus Isekenmeier	GER	7298	Glenn Lindqvist	FIN	7288
1996	Attila Zsivóczky	HUN	7582	Dean Macey	GBR	7480	Chiel Warners	NED	7368
1998	Ari Heikkinen	FIN	7476	Thomas Pöge	GER	7332	Jaako Ojaniemi	FIN	7246
2000	Dennis Leyckes	GER	7897	David Gómez	ESP	7772	André Niklaus	GER	7712
2002Jun	Leonid Andreyev	UZB	7693	Nadir El Fassi	FRA	7677	Mikko Halvari	FIN	7587
2004Jun	Andrey Kravchenko	BLR	8126	Aleksey Sysoyev	RUS	8047	Norman Müller	GER	7942
2006Jun	Arkadiy Vasilyev	RUS	8059	Yordanis García	CUB	7850	Jordan Vandermade	NZL	7807
2008Jun	Jan Felix Knobel	GER	7896	Eduard Mikhan	BLR	7894	Mihail Dudas	SRB	7663
2010Jun	Kevin Mayer	FRA	7928	Ilya Shkurenyov	RUS	7830	Marcus Nilsson	SWE	7751
10,000 Metres Walk									
1986	Mikhail Shchennikov	URS	40:38.01	Salvatore Cacia	ITA	40:40.73	Ricardo Pueyo	ESP	40:41.05
1988	Alberto Cruz	MEX	41:16.11	Valentí Massana	ESP	41:33.95	Mikhail Khmelnitskiy	URS	41:38.86
1990	Ilya Markov	URS	39:55.52	Alberto Cruz	MEX	39:56.49	Jefferson Pérez	ECU	40:08.23
1992	Jefferson Pérez	ECU	40:42.66	Jacek Müller	POL	40:50.82	Grzegorz Müller	POL	41:12.28
1994	Jorge Segura	MEX	40:26.93	Yevgeniy Shmalyuk	RUS	40:32.72	Artur Meleshkevich	BLR	40:35.52
1996	Francisco Fernández	ESP	40:38.25	David Márquez	ESP	41:03.73	Nathan Deakes	AUS	41:11.44
1998	Roman Rasskazov	RUS	41:55.95	Liu Yunfeng	CHN	42:01.11	Mario Flores	MEX	42:04.55
2000	David Berdeja	MEX	40:56.47	Yevgeniy Demkov	RUS	40:56.53	Viktor Burayev	RUS	40:56.57
2002	Vladimir Kanaykin	RUS	41:41.40	Xu Xingde	CHN	41:44.00	Lu Ronghua	CHN	41:46.07
2004	Andrey Ruzavin	RUS	40:58.15	Vladimir Kanaykin	RUS	40:58.48	Kim Hyun-Sup	KOR	40:59.24
2006	Bo Xiangdong	CHN	42:50.26	Huang Zhengyu	CHN	43:13.29	Yusuke Suzuki	JPN	43:45.62
2008	Stanislav Yemelyanov	RUS	39:35.01	Chen Ding	CHN	39:47.20	Lluís Torlá	ESP	40:29.57
2010	Valeriy Filipchuk	RUS	40:43.17	Cai Zelin	CHN	40:43.59	Petr Bogatyrev	RUS	40:50.37
4 x 100 Metres Relay									
1986	Great Britain & NI		39.80	FRG		39.81	Poland		39.98
1988	United States		39.27	Nigeria		39.66	Great Britain & NI		40.06
1990	United States		39.13	USSR		39.58	Nigeria		39.68
1992	Great Britain & NI		39.21	United States		39.59	Nigeria		39.88
1994	Great Britain & NI		39.60	United States		39.76	Canada		39.90
1996	United States		39.36	France		39.47	Australia		39.62
1998	Jamaica		39.70	United States		39.71	Germany		39.99
2000	Great Britain & NI		39.05	France		39.33	Japan		39.47
2002	United States		38.92	Jamaica		39.15	Trinidad & Tobago		39.17
2004	United States		38.66	Jamaica		39.27	Japan		39.43
2006	Jamaica		39.05	United States		39.21	Great Britain & NI		39.24
2008	United States		38.98	Jamaica		39.25	South Africa		39.70
2010	United States		38.93	Jamaica		39.55	Trinidad & Tobago		39.72
4 x 400 Metres Relay									
1986	United States		3:01.90	Cuba		3:04.20	Jamaica		3:05.16
1988	United States		3:05.09	Australia		3:07.60	Jamaica		3:08.00
1990	United States		3:02.26	Great Britain & NI		3:03.80	Australia		3:05.51
1992	United States		3:06.11	Jamaica		3:06.58	Japan		3:06.66
1994	United States		3:03.32	Jamaica		3:04.12	Great Britain & NI		3:06.59
1996	United States		3:03.65	Japan		3:06.01	Great Britain & NI		3:06.76
1998	Australia		3:04.74	United States		3:05.06	Jamaica		3:05.31
2000	Jamaica		3:06.06	Germany		3:06.79	Poland		3:07.05

YEAR	GOLD			SILVER			BRONZE			
2002	United States		3:03.71	Jamaica		3:04.06	Japan		3:05.80	
2004	United States		3:01.09	South Africa		3:04.50	Japan		3:05.33	
2006	United States		3:03.76	Russia		3:05.13	Britain & NI Great		3:05.49	
2008	United States		3:03.86	Great Britain & NI		3:05.82	Germany		3:06.47	
2010	United States		3:04.76	Nigeria		3:06.36	Great Britain & NI		3:06.49	

WOMEN

100 Metres

1986	Tina Iheagwam	NGR	11.34	Caryl Smith	USA	11.46	Maicel Malone	USA	11.49	0.9
1988	Diana Dietz	GDR	11.18	Katrin Krabbe	GDR	11.23	Liliana Allen	CUB	11.36	-0.4
1990	Andrea Philipp	GDR	11.36	Nikole Mitchell	JAM	11.47	Lucrécia Jardim	POR	11.52	0.9
1992	Nikole Mitchell	JAM	11.30	Jacqueline Poelman	NED	11.44	Merlene Frazer	JAM	11.49	0.3
1994	Sabrina Kelly	USA	11.36	Aspen Burkett	USA	11.40	Philomena Mensah	GHA	11.43	2.0
1996	Nora Ivanova	BUL	11.32	Andrea Anderson	USA	11.43	Esther Möller	GER	11.46	0.6
1998	Shakedia Jones	USA	11.19	Angela Williams	USA	11.27	Joan Uduak Ekah	NGR	11.50	1.7
2000	Veronica Campbell	JAM	11.12	Katchi Habel	GER	11.39	Fana Ashby	TRI	11.47	2.0
2002	Lauryn Williams	USA	11.33	Simone Facey	JAM	11.43	Marshevet Hooker	USA	11.48	-0.2
2004	Ashley Owens	USA	11.13	Jasmine Baldwin	USA	11.34	Sally McLellan	AUS	11.40	1.5
2006	Tezdzhan Naimova	BUL	11.28	Gabby Mayo	USA	11.42	Carrie Russel	JAM	11.42	-0.8
2008	Jeneba Tarmoh	USA	11.37	Ashlee Nelson	GBR	11.49	Sheniqua Ferguson	BAH	11.52	-0.6
2010	Jodie Williams	GBR	11.40	Takeia Pinckney	USA	11.49	Jamile Samuel	NED	11.56	-0.7

200 Metres

1986	Falilat Ogunkoya	NGR	23.11	Mary Onyali	NGR	23.30	Katrin Krabbe	GDR	23.31	0.6
1988	Katrin Krabbe	GDR	22.34w	Diana Dietz	GDR	22.88	Liliana Allen	CUB	22.97	2.3
1990	Diane Smith	GBR	23.10	Zundra Feagin	USA	23.13	Lucrécia Jardim	POR	23.26	1.3
1992	Hu Ling	CHN	23.14	Cathy Freeman	AUS	23.25	Merlene Frazer	JAM	23.29	0.3
1994	Heide Seÿerling	RSA	22.80w	LaKeisha Backus	USA	22.86	Tatyana Tkalich	UKR	23.35	2.2
1996	Sylviane Félix	FRA	23.16	Lauren Hewitt	AUS	23.32	Nora Ivanova	BUL	23.59	-2.2
1998	Muriel Hurtis	FRA	23.22	Shakedia Jones	USA	23.39	Sarah Wilhelmy	GBR	23.56	-1.1
2000	Veronica Campbell	JAM	22.87	Sina Schielke	GER	23.20	Vida Anim	GHA	23.81	0.7
2002	Vernicha James	GBR	22.93	Aneisha McLaughlin	JAM	22.94	Sanya Richards	USA	23.09	-0.2
2004	Shalonda Solomon	USA	22.82	Aneisha McLaughlin	JAM	23.21	Nickeisha Anderson	JAM	23.46	-0.2
2006	Tezdzhan Naimova	BUL	22.99	Vanda Gomes	BRA	23.59	Ewelina Klocek	POL	23.63	-0.9
2008	Sheniqua Ferguson	BAH	23.24	Meritzer Williams	SKN	23.40	Janelle Redhead	GRN	23.52	-0.9
2010	Stormy Kendrick	USA	22.99	Jodie Williams	GBR	23.19	Jamile Samuel	NED	23.27	-0.5

400 Metres

1986	Susann Sieger	GDR	52.02	Olga Pesnopevtseva	URS	52.17	Sandie Richards	JAM	52.23
1988	Grit Breuer	GDR	51.24	Maicel Malone	USA	52.23	Olga Moroz	URS	53.20
1990	Fatima Yusuf	NGR	50.62	Charity Opara	NGR	51.28	Manuela Derr	GDR	51.95
1992	Magdalena Nedelcu	ROU	51.84	Claudine Williams	JAM	52.03	Ionela Tîrlea	ROU	52.13
1994	Olabisi Afolabi	NGR	51.97	Monique Hennagan	USA	52.25	Hana Benesová	TCH	52.60
1996	Andreea Burlacu	ROU	52.32	Suzianne Reid	USA	53.17	Rosemary Hayward	AUS	53.28
1998	Natalya Nazarova	RUS	52.02	Nakiya Johnson	USA	52.09	Yudalis Díaz	CUB	52.39
2000	Jana Pittman	AUS	52.45	Aneta Lemiesz	POL	52.78	Norma González	COL	53.30
2002	Monique Henderson	USA	51.10	Sanya Richards	USA	51.49	Sheryl Morgan	JAM	52.61
2004	Natasha Hastings	USA	52.04	Sonita Sutherland	JAM	52.41	Ashlee Kidd	USA	52.45
2006	Danijela Grgić	CRO	50.78	Sonita Sutherland	JAM	51.42	Nawal Al-Jak	SUD	51.67
2008	Sade Abugan	NGR	51.84	Jessica Beard	USA	52.09	Susana Clement	CUB	52.36
2010	Shaynae Miller	BAH	52.52	Margaret Etim	NGR	53.05	Bianca Răzor	ROU	53.17

800 Metres

1986	Selina Chirchir	KEN	2:01.40	Gabriela Sedláková	TCH	2:01.49	Adriana Dumitru	ROU	2:01.93
1988	Birte Bruhns	GDR	2:00.67	Catalina Gheorghiu	ROU	2:01.96	Dorota Buczkowska	POL	2:02.94
1990	Li Liu	CHN	2:03.95	Magdalena Nedelcu	ROU	2:04.52	Aurica Rautu	ROU	2:04.78
1992	Lu Yi	CHN	2:02.91	Chen Yumei	CHN	2:03.14	Kati Kovacs	GER	2:03.81
1994	Miaoara Cosulianu	ROU	2:04.95	Jackline Maranga	KEN	2:05.05	Kutre Dulecha	ETH	2:05.17
1996	Claudia Gesell	GER	2:02.67	Kathleen Friedrich	GER	2:02.70	Nancy Jebet Langat	KEN	2:03.21
1998	Olga Mikayeva	RUS	2:05.34	Nancy Jebet Langat	KEN	2:05.43	Naomi Misoi	KEN	2:05.77
2000	Jebet Langat	KEN	2:01.51	Georgie Clarke	AUS	2:02.28	Lucia Klocová	SVK	2:04.00
2002	Janet Jepkosgei	KEN	2:00.80	Lucia Klocová	SVK	2:01.73	Juliana Paula de Azevedo	BRA	2:03.81
2004	Natalya Koreyvo	BLR	2:01.47	Simona Barcau	ROU	2:02.23	Kayann Thompson	JAM	2:02.67
2006	Olga Cristea	MDA	2:04.52	Winny Chebet	KEN	2:04.59	Rebekah Noble	USA	2:04.90
2008	Mirela Lavric	ROU	2:00.06	Merve Aydin	TUR	2:00.92	Machteld Mulder	NED	2:02.05
2010	Mirela Lavric	ROU	2:01.85	Cherono Koech	KEN	2:02.29	Annet Negesa	UGA	2:02.51

1500 Metres

1986	Ana Padurean	ROU	4:14.63	Selina Chirchir	KEN	4:15.59	Snezana Pajkić	YUG	4:16.03
1988	Doina Homneac	ROU	4:12.94	Snezana Pajkić	YUG	4:16.19	Yvonne van der Kolk	NED	4:16.35

YEAR	GOLD			SILVER			BRONZE			
1990	Qu Yunxia	CHN	4:13.67	Claudia Bertoi	ROU	4:14.19	Malin Ewerlöf	SWE	4:14.61	
1992	Liu Dong	CHN	4:05.14	Jackline Maranga	KEN	4:08.79	Li Ying	CHN	4:09.04	
1994	Anita Weyermann	SUI	4:13.97	Marta Domínguez	ESP	4:14.59	Atsumi Yashima	JPN	4:15.84	
1996	Kutre Dulecha	ETH	4:08.65	Jackline Maranga	KEN	4:08.98	Shura Hotesa	ETH	4:09.49	
1998	Lan Lixin	CHN	4:10.45	Yimenashu Taye	ETH	4:11.97	Bouchra Benthami	MAR	4:12.76	
2000	Abebech Nigussie	ETH	4:19.93	Rose Kosgei	KEN	4:20.16	Georgie Clarke	AUS	4:20.21	
2002	Viola Kibiwott	KEN	4:12.57	Birhane Hirpassa	ETH	4:13.59	Olesya Syreva	RUS	4:14.32	
2004	Nelya Neporadna	UKR	4:15.90	Anna Alminova	RUS	4:16.32	Siham Hilali	MAR	4:17.39	
2006	Irene Jelagat	KEN	4:08.88	Mercy Kosgei	KEN	4:12.48	Yuriko Kobayashi	JPN	4:12.88	
2008	Stephanie Twell	GBR	4:15.09	Kalkedan Gezahegne	ETH	4:16.58	Emma Pallant	GBR	4:17.06	
2010	Tizita Bogale	ETH	4:08.06	Ciara Mageean	IRL	4:09.51	Nancy Chepkwemoi	KEN	4:11.04	
3000 Metres										
1986	Cleopatra Palacian	ROU	9:02.91	Philippa Mason	GBR	9:03.35	Dorina Calenic	ROU	9:06.94	
1988	Ann Mwangi	KEN	9:13.99	Fernanda Ribeiro	POR	9:15.33	Yvonne Lichtenfeld	GDR	9:16.02	
1990	Simona Staicu	ROU	9:09.57	Liu Shixiang	CHN	9:10.54	Hatsumi Matsumoto	JPN	9:11.92	
1992	Zhang Linli	CHN	8:46.86	Gabriela Szabo	ROU	8:48.28	Zhang Lirong	CHN	8:48.45	
1994	Gabriela Szabo	ROU	8:47.40	Susie Power	AUS	8:56.93	Sally Barsosio	KEN	8:59.34	
1996	Anita Weyermann	SUI	8:50.73	Edna Kiplagat	KEN	8:53.06	Etaferahu Tarekegne	ETH	8:53.77	
1998	Yin Lili	CHN	8:57.09	Yimenashu Taye	ETH	9:01.70	Edna Kiplagat	KEN	9:05.46	
2000	Beatrice Jepchumba	KEN	9:08.80	Jane Chepkoech	KEN	9:10.05	Etalemahu Kidane	ETH	9:11.55	
2002	Meseret Defar	ETH	9:12.61	Mariem Alaoui Selsouli	MAR	9:16.28	Olesya Syreva	RUS	9:16.58	
2004	Jebichi Yator	KEN	8:59.80	Safa Issaoui	TUN	9:02.47	Siham Hilali	MAR	9:03.16	
2006	Veronica Wanjiru	KEN	9:02.90	Pauline Korikwiang	KEN	9:05.21	Song Liwei	CHN	9:06.35	
2008	Mercy Cherono	KEN	8:58.07	Bizunesh Urgesa	ETH	8:58.90	Frehiwat Goshu	ETH	9:03.76	
2010	Mercy Cherono	KEN	8:55.07	Emebet Anteneh	ETH	8:55.24	Layes Abdullayeva	AZE	8:55.33	
5000 Metres (From 1996)										
1996	Ayelech Worku	ETH	15:40.03	Olivera Jevtic	YUG	15:40.59	Cristina Iloc	ROU	15:41.44	
1998	Yin Lili	CHN	15:29.65	Faith Jemutai	KEN	15:34.48	Meryma Hashim	ETH	15:39.57	
2000	Dorcus Inzikuru	UGA	16:21.32	Meseret Defar	ETH	16:23.69	Sharon Cherop	KEN	16:23.73	
2002	Meseret Defar	ETH	15:54.94	Tirunesh Dibaba	ETH	15:55.99	Vivian Cheruiyot	KEN	15:56.04	
2004	Meselech Melkamu	ETH	15:21.52	Catherine Chikwakwa	MAW	15:36.22	Chiaki Iwamoto	JPN	15:39.59	
2006	Xue Fei	CHN	15:31.61	Florence Kiplagat	KEN	15:32.34	Mary Ngugi	KEN	15:36.82	
2008	Sule Utura	ETH	16:15.59	Genzebe Dibaba	ETH	16:16.75	Nelly Chebet	KEN	16:17.96	
2010	Genzebe Dibaba	ETH	15:08.06	Mercy Cherono	KEN	15:09.19	Alice Nawowuna	KEN	15:17.39	
10,000 Metres (Replaced with 5000m from 1996)										
1986	Katrin Kley	GDR	33:19.67	Nora Maraga	KEN	33:57.99	Marlene Renders	BEL	33:59.36	
1988	Jane Ngotho	KEN	33:49.45	Olga Nazarkina	URS	33:50.03	Mónica Gama	POR	34:16.13	
1990	Derartu Tulu	ETH	32:56.26	Rika Ota	JPN	33:06.85	Lydia Cheromei	KEN	33:20.83	
1992	Wang Junxia	CHN	32:29.90	Gete Wami	ETH	32:41.57	Sally Barsosio	KEN	32:41.76	
1994	Yoko Yamazaki	JPN	32:34.11	Jackline Okemwa	KEN	33:19.51	Jebiwott Keitany	KEN	33:35.98	
3000 Metres Steeplechase										
2004	Gladys Kipkemboi	KEN	9:47.26	Ancuţa Bobocel	ROU	9:49.03	Catalina Oprea	ROU	9:50.04	
2006	Caroline Chepkurui	KEN	9:40.95	Ancuţa Bobocel	ROU	9:46.19	Mekdes Bekele	ETH	9:48.67	
2008	Christine Muyanga	KEN	9:31.35	Elizabeth Mueni	KEN	9:36.50	Korahubish Itaa	ETH	9:37.81	
2010	Purity Kirui	KEN	9:36.34	Birtukan Adamu	ETH	9:43.23	Lucia Muangi	KEN	9:43.71	
100 Metres Hurdles										
1986	Heike Tillack	GDR	13.10	Aliuska López	CUB	13.14	Tanya Davis	USA	13.46	-0.7
1988	Aliuska López	CUB	13.23	Birgit Wolf	FRG	13.51	Zhanna Gurbanova	URS	13.64	-2.6
1990	Gillian Russell	JAM	13.31	Keri Maddox	GBR	13.38	Ilka Rönisch	GDR	13.41	0.4
1992	Gillian Russell	JAM	13.21	Damaris Anderson	CUB	13.43	Svetlana Laukhova	EUN	13.55	1.0
1994	Kirsten Bolm	GER	13.26	LaTasha Colander	USA	13.30	Diane Allahgreen	GBR	13.31	0.5
1996	Joyce Bates	USA	13.27	Glory Alozie	NGR	13.30	Tan Yali	CHN	13.37	0.7
1998	Julie Pratt	GBR	13.75	Sun Hongwei	CHN	13.75	Susanna Kallur	SWE	13.77	-1.0
2000	Susanna Kallur	SWE	13.02	Fanny Gerance	FRA	13.21	Adriana Lamalle	FRA	13.27	-1.7
2000	Anay Tejeda	CUB	12.81w	Agnieszka Frankowska	POL	13.16	Tina Klein	GER	13.23	3.4
2004	Ronnetta Alexander	USA	13.28	Sabrina Altermatt	SUI	13.39	Stephanie Lichtl	GER	13.40	-1.0
2006	Yekaterina Shtepa	RUS	13.33	Christina Vukicevic	NOR	13.34	Tiffany Ofili	USA	13.37	0.0
2008	Teona Rodgers	USA	13.40	Shermaine Williams	JAM	13.48	Belkis Milanés	CUB	13.49	-2.4
2010	Isabelle Pedersen	NOR	13.30	Jenna Pletsch	GER	13.35	Miriam Hehl	GER	13.46	0.9
400 Metres Hurdles										
1986	Claudia Bartl	GDR	56.76	Kellie Roberts	USA	56.80	Svetlana Lukashevich	URS	57.92	
1988	Antje Axmann	GDR	57.47	Ann Maenhout	BEL	57.58	Silvia Rieger	FRG	57.88	
1990	Nelly Voronkova	URS	55.84	Marjana Luzar	YUG	56.74	Omolade Akinremi	NGR	56.97	
1992	Georgeta Petra	ROU	58.03	Erica Peterson	CAN	58.09	Winsome Cole	JAM	58.15	

YEAR	GOLD			SILVER			BRONZE		
1994	Ionela Tîrlea	ROU	56.25	Virna De Angeli	ITA	56.93	Emma Holmqvist	SWE	57.23
1996	Ulrike Urbansky	GER	56.65	Vicki Jamison	GBR	57.57	Tanya Jarrett	JAM	57.91
1998	Li Yulian	CHN	55.93	Allison Beckford	JAM	57.19	Sun Hongwei	CHN	57.43
2000	Jana Pittman	AUS	56.27	Marjolein de Jong	NED	56.50	Melaine Walker	JAM	56.96
2002	Lashinda Demus	USA	54.70	Melaine Walker	JAM	56.03	Camille Robinson	JAM	56.14
2004	Yekaterina Kostetskaya	RUS	55.55	Zuzana Hejnová	CZE	57.44	Sherene Pinnock	JAM	57.54
2006	Kaliese Spencer	JAM	55.11	Nicole Leach	USA	55.55	Sherene Pinnock	JAM	56.67
2008	Takecia Jameson	USA	56.29	Janeil Bellille	TRI	56.84	Meghan Beesley	GBR	57.08
2010	Vera Rudakova	RUS	57.16	Evonne Britton	USA	57.32	Shiori Miki	JPN	57.35
High Jump									
1986	Karen Scholz	GDR	1.92	Alina Astafei	ROU	1.90	Yelena Obukhova	URS	1.88
1988	Alina Astafei	ROU	2.00	Yelena Yelesina	URS	1.96	Karen Scholz	GDR	1.92
1990	Svetlana Lavrova	URS	1.91	Katja Kilpi	FIN	1.88	Lea Haggett	GBR	1.88
1992	Manuela Aigner	GER	1.93	Inna Gliznutsa	EUN	1.88	-		
				Svetlana Kalevskaya	EUN	1.88			
1994	Olga Kaliturina	RUS	1.88	Kajsa Bergqvist	SWE	1.88	Lenka Riháková	SVK	1.88
							Amy Acuff	USA	1.88
1996	Yuliya Lyakhova	RUS	1.93	Dóra Györffy	HUN	1.91	Svetlana Lapina	RUS	1.91
1998	Marina Kuptsova	RUS	1.88	Marie Norrman	SWE	1.88	Nevena Lendjel	CRO	1.84
							Tatyana Yefimenko	KGZ	1.84
2000	Blanka Vlašić	CRO	1.91	Marina Kuptsova	RUS	1.88	Marizca Gertenbach	RSA	1.88
2002	Blanka Vlašić	CRO	1.96	Anna Ksok	POL	1.87	Petrina Price	AUS	1.87
2004	Irina Kovalenko	UKR	1.93	Svetlana Shkolina	RUS	1.91	Sharon Day	USA	1.91
2006	Svetlana Radzivil	UZB	1.91	Zheng Xingyuan	CHN	1.88	Annett Engel	GER	1.84
							Yekaterina Yevseyeva	KAZ	1.84
2008	Kimberly Jess	GER	1.86	Mirela Demireva	BUL	1.86	Hannelore Desmet	BEL	1.86
							Lesyanis Mayor	CUB	1.86
2010	Marija Vuković	MNE	1.91	Airinė Palšytė	LTU	1.89	Elena Vallortigara	ITA	1.89
Pole Vault									
1998	Monika Götz	GER	4.20	Mar Sánchez	ESP	4.10			
				Monika Pyrek	POL	4.10			
2000	Yelena Isinbaeva	RUS	4.20	Annika Becker	GER	4.10	Vanessa Boslak	FRA	4.10
							Fanni Juhász	HUN	4.10
2002	Floé Kühnert	GER	4.40	Yuliya Golubchikova	RUS	4.30	Natalya Belinskaya	RUS	4.20
2004	Lisa Ryshich	GER	4.30	Anna Schultze	GER	4.25			
				Zhao Yingying	CHN	4.25			
2006	Zhou Yang	CHN	4.30	Tina Sutej	SLO	4.25	Vicky Parnov	AUS	4.20
2008	Valeriya Volik	RUS	4.40	Yekaterina Kolesova	RUS	4.40	Ekateríni Stefanídi	GRE	4.25
2010	Angelica Bengtsson	SWE	4.25	Victoria von Eynatten	GER	4.20	Holly Bleasdale	GBR	4.15
Long Jump									
1986	Patricia Bille	GDR	6.70	Anu Kaljurand	URS	6.46	Tatyana Ter-Mesrobyan	URS	6.39
1988	Fiona May	GBR	6.88w	Anu Kaljurand	URS	6.78w	Joanne Wise	GBR	6.69w
1990	Iva Prandzheva	BUL	6.53	Erica Johansson	SWE	6.50	Sandrine Hennart	BEL	6.49
1992	Erica Johansson	SWE	6.65	Nicole Devonish	CAN	6.43	Yu Huaxiu	CHN	6.26
1994	Yelena Lysak	RUS	6.72w	Heli Koivula	FIN	6.64w	Ingvild Larsen	NOR	6.39w
1996	Guan Yingnan	CHN	6.53	Cristina Nicolau	ROU	6.47	Johanna Halkoaho	FIN	6.38
1998	Peng Fengmei	CHN	6.59	Li Xin	CHN	6.57	Maria Baccini	ITA	6.55
2000	Conchi Montaner	ESP	6.47	Zhou Yangxia	CHN	6.45w	Kumiko Ikeda	JPN	6.43
2002	Adina Anton	ROU	6.46	Wang Lina	CHN	6.36	Esther Aghatise	NGR	6.34
2004	Denisa Scerbová	CZE	6.61	Sophie Krauel	GER	6.47	Veronika Shutkova	BLR	6.22
2006	Rhonda Watkins	TRI	6.46	Anika Leipold	GER	6.42	Zhang Yuan	CHN	6.41
2008	Ivana Spanovic	SRB	6.61	Nastassia Mironchyk	BLR	6.46	Dailenys Alcántara	CUB	6.41
2010	Irisdaymi Herrera	CUB	6.41	Wang Wupin	CHN	6.23	Marharyta Tverdohlib	UKR	6.20
Triple Jump									
1992	Anja Vokuhl	GER	13.47	Yamina Martínez	CUB	13.42	Yelena Govorova	EUN	13.29
1994	Yelena Lysak	RUS	14.43w	Ren Ruiping	CHN	14.36w	Tatyana Lebedeva	RUS	13.62
1996	Tereza Marinova	BUL	14.62	Cristina Nicolau	ROU	13.64	Adelina Gavrila	ROU	13.50
1998	Baya Rahouli	ALG	14.04	Maria Solomon	ROU	13.75	Marija Martinovic	YUG	13.47
2000	Anastasiya Ilyina	RUS	14.24	Anna Pyatykh	RUS	14.18	Dana Veldaková	SVK	13.92
2002	Mabel Gay	CUB	14.09	Arianna Martínez	CUB	13.74	Keila Costa	BRA	13.70
2004	Anastasiya Taranova	RUS	13.94	Xie Limei	CHN	13.77	Tatyana Yakovleva	RUS	13.67
2006	Kaire Leibak	EST	14.43	Sha Li	CHN	14.01	Liliya Kulyk	UKR	14.01
2008	Dailenys Alcántara	CUB	14.25	Yosleivis Rivalta	CUB	13.85	Paraskeví Papahrístou	GRE	13.74
2010	Dailenys Alcántara	CUB	14.09	Laura Samuel	GBR	13.75	Deng Lina	CHN	13.72

YEAR	GOLD			SILVER			BRONZE		
Shot Put									
1986	Heike Rohrmann	GDR	18.39	Stephanie Storp	FRG	18.20	Ines Wittich	GDR	18.19
1988	Ines Wittich	GDR	18.54	Heike Rohrmann	GDR	17.84	Elvira Polyakova	URS	17.10
1990	Qiu Qiaoping	CHN	18.20	Li Xiaoyun	CHN	17.74	Heike Hopfer	GDR	17.27
1992	Wang Yawen	CHN	18.05	Zhang Zhiying	CHN	18.03	Olga Ilyina	EUN	17.20
1994	Chen Xiaoyan	CHN	18.76	Yumileidi Cumba	CUB	18.09	Claudia Mues	GER	17.07
1996	Song Feina	CHN	16.58	Nadine Beckel	GER	16.39	Yelena Ivanenko	BLR	16.22
1998	Nadezhda Ostapchuk	BLR	18.23	Du Xianhui	CHN	17.69	Nadine Banse	GER	16.94
2000	Kathleen Kluge	GER	17.37	Li Meiju	CHN	16.57	Natalya Kharaneko	BLR	16.40
2002	Valerie Adams	NZL	17.73	Zhang Ying	CHN	16.76	Laura Gerraughty	USA	16.62
2004	Michelle Carter	USA	17.55	Anna Avdeyeva	RUS	17.13	Christina Schwanitz	GER	16.52
2006	Melissa Boekelman	NED	17.66	Denise Hinrichs	GER	17.35	Irina Tarasova	RUS	17.11
2008	Natalia Ducó	CHI	17.23	Melissa Boekelman	NED	16.60	Ma Qiao	CHN	16.55
2010	Geisa Arcanjo	BRA	17.02	Meng Qianqian	CHN	16.94	Cui Shuang	CHN	16.13
Discus Throw									
1986	Ilke Wyludda	GDR	64.02	Franka Dietsch	GDR	60.26	Min Chunfeng	CHN	54.00
1988	Ilke Wyludda	GDR	68.24	Astrid Kumbernuss	GDR	64.08	Proletka Voycheva	BUL	58.94
1990	Natalya Kaptyukh	URS	61.44	Lisa-Marie Vizanari	AUS	60.44	Anja Gündler	GDR	59.30
1992	Bao Dongying	CHN	58.34	Zhang Cuilan	CHN	57.10	Sabine Fried	GER	53.94
1994	Corrie de Bruin	NED	55.18	Sabine Sievers	GER	54.86	Suzy Powell	USA	52.62
1996	Ma Shuli	CHN	56.32	Seilala Sua	USA	56.32	Zhang Yaqing	CHN	55.70
1998	Liu Fengying	CHN	60.66	Mélina Robert Michon	FRA	55.01	Lacramioara Ionescu	ROU	54.64
2000	Xu Shaoyang	CHN	54.41	Jana Tucholke	GER	53.97	Olga Goncharenko	BLR	53.64
2002	Ma Xuejun	CHN	58.85	Xu Shaoyang	CHN	57.87	Seema Antil	IND	55.83
2004	Ma Xuejun	CHN	57.85	Darya Pishchalnikova	RUS	57.37	Nadine Müller	GER	57.13
2006	Dani Samuels	AUS	60.63	Pan Saili	CHN	57.40	Tan Jian	CHN	56.09
2008	Xi Shangxue	CHN	54.96	Julia Fischer	GER	54.69	Sandra Perkovic	CRO	54.24
2010	Yaimí Pérez	CUB	56.01	Erin Pendleton	USA	54.96	Yuliya Kurylo	UKR	53.96
Hammer Throw									
1998	Bianca Achilles	GER	61.79	Sini Pöyry	FIN	61.76	Maureen Griffin	USA	60.14
2000	Ivana Brkljačić	CRO	62.22	Virginia Balut	ROU	60.23	Yunaika Crawford	CUB	59.98
2002	Ivana Brkljačić	CRO	65.39	Martina Danisová	SVK	63.91	Yuliya Rozenfeld	RUS	60.83
2004	Mariya Smolyachkova	BLR	66.81	Yang Qiaoyu	CHN	61.67	Laura Gibilisco	ITA	60.95
2006	Bianca Perie	ROU	67.38	Anna Bulgakova	RUS	65.73	Hao Shuai	CHN	64.26
2008	Bianca Perie	ROU	67.95	Katerina Safránková	CZE	63.13	Jenny Ozorai	HUN	60.80
2010	Sophie Hitchon	GBR	66.01	Barbara Špiler	SLO	65.28	Zhang Li	CHN	63.96
Javelin Throw									
1986	Xiomara Rivero	CUB	62.86	Anja Reiter	GDR	60.24	Alexandra Beck	GDR	59.92
1988	Karen Forkel	GDR	61.44	Isel López	CUB	57.86	Małgorzata Kielczewska	POL	57.04
1990	Tanja Damaske	GDR	61.06	Oksana Ovchinnikova	URS	57.26	Mandy Liverton	GBR	56.68
1992	Claudia Isaila	ROU	63.04	Yvonne Reichardt	GER	61.48	Heli Tolkinen	FIN	60.12
1994	Taina Uppa	FIN	59.02	María Caridad Ávarez	CUB	58.26	Réka Kovács	HUN	55.88
1996	Osleidys Menéndez	CUB	60.96	Nikolett Szabó	HUN	58.34	Bina Ramesh	FRA	57.70
1998	Osleidys Menéndez	CUB	68.17	Liang Lili	CHN	61.72	Wei Jianhua	CHN	59.10
2000	Jarmila Klimesová	CZE	54.82	Inga Kozarenoka	LAT	54.64	Halina Kakhava	BLR	54.26
2002	Linda Brīvule	LAT	55.35	Ilze Gribule	LAT	54.16	Urszula Jasinska	POL	54.06
2004	Vivian Zimmer	GER	58.50	Annika Suthe	GER	57.15	Annabel Thomson	AUS	56.01
2006	Sandra Schaffarzik	GER	60.45	Vira Rebryk	UKR	57.79	Marharyta Dorozhon	UKR	57.68
2008	Vira Rebryk	UKR	63.01	Li Lingwei	CHN	59.25	Tatjana Jelača	SRB	58.77
2010	Sanni Utriainen	FIN	56.69	Līna Mūze	LAT	56.64	Tazmin Brits	RSA	54.55
Heptathlon									
1986	Svetla Dimitrova	BUL	6041	Marina Sherbina	URS	5953	Anke Schmidt	GDR	5900
1988	Svetla Dimitrova	BUL	6289	Yelena Petushkova	URS	6102	Peggy Beer	GDR	6067
1990	Beatrice Mau	GDR	6166	Rita Ináncsi	HUN	5940	Joanne Henry	NZL	5728
1992	Natalya Sazanovich	EUN	6036	Kathleen Gutjahr	GER	5668	Regla Cárdenas	CUB	5602
1994	Kathleen Gutjahr	GER	5918	Regla Cárdenas	CUB	5834	Ding Ying	CHN	5785
1996	Yelizaveta Shalygina	RUS	5711	Johanna Halkoaho	FIN	5656	Hana Dolezelová	CZE	5504
1998	Shen Shengfei	CHN	5815	Susanna Rajamäki	FIN	5721	Viorica Ţigău	ROU	5720
2000	Carolina Klüft	SWE	6056	Lidiya Bashlykova	RUS	5898	Sanna Saarman	FIN	5707
2000	Carolina Klüft	SWE	6470	Olga Alekseyeva	KAZ	5727	Olga Levenkova	RUS	5712
2004	Justine Robbeson	RSA	5868	Viktorija Žemaitytė	LTU	5810	Julia Mächtig	GER	5679
2006	Tatyana Chernova	RUS	6227	Ida Marcussen	NOR	6020	Yana Panteleyeva	RUS	5979
2008	Carolin Schäfer	GER	5833	Yana Maksimava	BLR	5766	Grit Šadeiko	EST	5765
2010	Dafne Schippers	NED	5967	Sara Gambetta	GER	5770	Helga Margrét Thorsteinsdóttir	ISL	5706

YEAR	GOLD			SILVER			BRONZE		
5000/10,000 Metres Walk (10,000m from 2000)									
1986	Wang Yan	CHN	22:03.65	Natalya Zykova	URS	22:17.76	Jin Bingjie	CHN	22:17.83
1988	Mari Cruz Díaz	ESP	21:51.31	Olga Sánchez	ESP	21:58.17	Mª Grazia Orsani	ITA	22:04.74
1990	Susana Feitór	POR	21:44.30	Tatyana Shchastnaya	URS	22:28.74	Simone Thust	GDR	22:44.65
1992	Gao Hongmiao	CHN	21:20.03	Jane Saville	AUS	21:58.64	Mika Ikatura	JPN	22:25.58
1994	Irina Stankina	RUS	21:05.41	Susana Feitór	POR	21:12.87	Natalya Trofimova	RUS	21:24.71
1996	Irina Stankina	RUS	21:31.85	Olga Panfyorova	RUS	21:52.27	Claudia Iovan	ROU	21:57.11
1998	Sabine Zimmer	GER	21:14.39	Jolanta Dukure	LAT	21:17.89	Xue Ailing	CHN	21:28.57
2000	Lyudmila Yefimkina	RUS	44:07.74	Tatyana Kozlova	RUS	44:24.43	Sabine Zimmer	GER	46:49.97
2002	Fumi Mitsumura	JPN	46:01.51	Liu Siqi	CHN	46:07.15	Marina Tsikhanava	BLR	46:14.67
2004	Irina Petrova	RUS	45:50.39	Zhang Nan	CHN	45:58.54	Vera Sokolova	RUS	46:53.02
2006	Liu Hong	CHN	45:12.84	Tatyana Shemyakina	RUS	45:34.41	Anamaria Greceanu	ROU	46:45.67
2008	Tatyana Mineyeva	RUS	43:24.72	Elmira Alembekova	RUS	43:45.16	Li Yanfei	CHN	44:24.10
2010	Yelena Lashmanova	RUS	44:11.90	Anna Lukyanova	RUS	44:17.98	Kumiko Okada	JPN	45:56.15
4 x 100 Metres Relay									
1986	United States		43.78	GDR		43.97	Nigeria		44.13
1988	GDR		43.48	Cuba		44.04	United States		44.27
1990	Jamaica		43.82	Great Britain & NI		44.16	United States		44.50
1992	Jamaica		43.96	United States		44.51	Germany		44.52
1994	Jamaica		44.01	Germany		44.78	Great Britain & NI		45.08
1996	United States		43.79	Jamaica		44.26	Germany		44.57
1998	United States		43.52	France		44.07	Jamaica		44.61
2000	Germany		43.91	Jamaica		44.05	Sweden		44.78
2002	Jamaica		43.40	United States		43.66	Great Britain & NI		44.22
2004	United States		43.49	Jamaica		43.63	France		43.68
2006	United States		43.49	France		44.20	Jamaica		44.22
2008	United States		43.66	Jamaica		43.98	Brazil		44.61
2010	United States		43.44	Germany		43.74	Netherlands		44.09
4 x 400 Metres Relay									
1986	United States		3:30.45	GDR		3:30.90	USSR		3:32.35
1988	GDR		3:28.39	United States		3:31.48	USSR		3:31.89
1990	Australia		3:30.38	Jamaica		3:31.09	Cuba		3:31.81
1992	Romania		3:31.57	Jamaica		3:32.68	Germany		3:32.72
1994	United States		3:32.08	Romania		3:36.59	Germany		3:36.65
1996	Germany		3:31.12	Romania		3:32.16	Australia		3:32.47
1998	Jamaica		3:32.29	Russia		3:32.35	United States		3:32.85
2000	Great Britain & NI		3:33.82	Jamaica		3:33.99	Romania		3:34.49
2002	United States		3:29.95	Great Britain & NI		3:30.46	Russia		3:30.72
2004	United States		3:27.60	Russia		3:30.03	Jamaica		3:30.37
2006	United States		3:29.01	Nigeria		3:30.84	Jamaica		3:31.62
2008	United States		3:30.19	Ukraine		3:34.20	Australia		3:34.23
2010	United States		3:31.20	Nigeria		3:31.84	Jamaica		3:32.24

IAAF WORLD YOUTH CHAMPIONSHIPS

Venues - 1999: Bydgoszcz (16-18 Jul); 2001: Debrecen (11-15 Jul); 2003: Sherbrooke (Jul 9-13); 2005: Marrakech (Jul 13-17); 2007: Ostrava (11-15 Jul); 2009: Bressanone (8-12 Jul); *2011: Lille (6-10 Jul); 2013: Donetsk*

MEN

YEAR	GOLD			SILVER			BRONZE			
100 Metres										
1999	Mark Lewis-Francis	GBR	10.40	Bryan Sears	USA	10.42	Omar Brown	JAM	10.43	1.4
2001	Darrel Brown	TRI	10.31	Willie Hordge	USA	10.41	Jonathan Wade	USA	10.53	-0.2
2003	Yahya Al-Gahes	KSA	10.69	Yahya Hassan Habib	KSA	10.73	Craig Pickering	GBR	10.85	-3.1
2005	Harry Aikines-Aryeetey	GBR	10.35	Alex Nelson	GBR	10.36	Keston Bledman	TRI	10.55	0.8
2007	Dexter Lee	JAM	10.51	Nickel Ashmeade	JAM	10.54	Kenneth Gilstrap	USA	10.65	-0.4
2009	Prezel Hardy	USA	10.57	Aaron Brown	CAN	10.74	Giovanni Galbieri	ITA	10.79	-1.2
200 Metres										
1999	Tim Benjamin	GBR	20.72	Omar Brown	JAM	21.09	Bryan Sears	USA	21.16	0.9
2001	Jonathan Wade	USA	20.95	Michael Grant	USA	21.30	Dion Rodriguez	TRI	21.36	-1.1
2003	Usain Bolt	JAM	20.40	Michael Grant	USA	21.04	Jamahl Alert-Khan	GBR	21.35	-1.1
2005	Harry Aikines-Aryeetey	GBR	20.91	Jorge Valcárel	CUB	21.08	Matteo Galvan	ITA	21.14	0.7
2007	Ramone McKenzie	JAM	20.67	Ramil Guliyev	AZE	20.72	Nickel Ashmeade	JAM	20.76	-0.2
2009	Kirani James	GRN	21.05	Alberto Gavaldá	ESP	21.33	Keenan Brock	USA	21.39	-0.9

YEAR	GOLD			SILVER			BRONZE			
400 Metres										
1999	Mandla Nkosi	RSA	46.94	Claudel Garzón	CUB	47.00	Mark van Soest	RSA	47.19	
2001	Karol Grzegorczyk	POL	46.90	Piotr Kedzia	POL	47.12	Jermaine Gonzales	JAM	47.51	
2003	Nagmeldin Ali Abubakr	SUD	46.10	Cedric Goodman	USA	46.42	Željko Vincek	CRO	47.45	
2005	Adam Mohamed Al-Noor	SUD	46.56	Julius Kirwa	KEN	46.70	Bryshon Nellum	USA	46.81	
2007	Chris Clarke	GBR	46.74	Kirani James	GRN	46.96	Vladimir Krasnov	RUS	47.03	
2009	Kirani James	GRN	45.24	Joshua Mance	USA	46.22	Awadelkarim Makki	SUD	47.15	
800 Metres										
1999	Nicholas Wachira	KEN	1:50.70	Berhanu Alemu	ETH	1:50.79	Mohammad Al-Azemi	KUW	1:51.24	
2001	Salem Al-Badri	QAT	1:50.15	Cosmas Rono	KEN	1:50.35	Liao Fu-Pin	TPE	1:51.35	
2003	Mohammed Al-Salhi	KSA	1:48.79	Bernard Kiptum	KEN	1:49.14	Abraham Ngeno	KEN	1:49.17	
2005	Gilbert Keter	KEN	1:48.42	Jackson Kivuva	KEN	1:48.57	Jan Masenamela	RSA	1:49.73	
2007	Geoffrey Kibet	KEN	1:49.99	Ali Saad Al-Daran	KSA	1:50.10	Amine El Manaoui	MAR	1:50.12	
2009	Johan Rogestedt	SWE	1:50.92	Peter Kiplangat	KEN	1:50.97	Nicholas Kipkoech	KEN	1:51.01	
1500 Metres										
1999	Cornelius Chirchir	KEN	3:44.02	Michael Too	KEN	3:44.70	Osman Yusif	KSA	3:45.53	
2001	Isaac Songok	KEN	3:36.78	Sameuel Dadi	ETH	3:39.78	Abdulrahman Suleiman	QAT	3:42.03	
2003	Benson Esho	KEN	3:44.94	Samson Kiplagat	KEN	3:45.13	Isaac Mboyaza	RSA	3:48.05	
2005	Belal Mansoor Ali	BRN	3:36.98	Ebrahim Bader Khalil	BRN	3:43.70	Abubaker Kaki	SUD	3:45.06	
2007	Fredrick Ndunge	KEN	3:44.27	Josphat Kithii	KEN	3:44.68	Dawit Wolde	ETH	3:45.03	
2009	Gideon Mageka	KEN	3:37.36	Caleb Ndiku	KEN	3:38.42	Girma Bekele	ETH	3:39.88	
3000 Metres										
1999	Pius Muli	KEN	8:08.16	Kenenisa Bekele	ETH	8:09.89	Anouar Assila	MAR	8:13.54	
2001	Markos Geneti	ETH	7:55.82	David Kilel	KEN	7:56.95	James Kwalia	KEN	7:57.71	
2003	Augustine Choge	KEN	7:52.53	Tariku Bekele	ETH	7:54.71	Girma Shimelis	ETH	7:55.12	
2005	Abreham Cherkos	ETH	8:00.90	Ibrahim Jeylan	ETH	8:04.21	Saleh Marzooq Bakheet	BRN	8:04.78	
2007	Daniel Salel	KEN	7:57.18	Lucas Rotich	KEN	7:59.67	Hicham El Amrani	MAR	8:00.98	
2009	Isiah Koech	KEN	7:51.51	David Bett	KEN	7:52.13	Goitom Kifle	ERI	8:05.83	
2000 Metres Steeplechase (91.4cm)										
1999	Cheruiyot Cherono	KEN	5:31.89	Luleseged Wale	ETH	5:32.61	Philip Simbolei	KEN	5:41.77	
2001	David Kirwa	KEN	5:33.40	Brimin Kipruto	KEN	5:36.81	Abrham Kebeto	ETH	5:37.76	
2003	Ronald Kipchumba	KEN	5:30.27	Justus Kiprono	KEN	5:31.24	Chris Winter	CAN	5:44.23	
2005*	Abel Mutai	KEN	5:24.69	Bisluke Kiplagat	KEN	5:24.87	Abdelghani Aït Bahmad	MAR	5:26.52	
2007	Legese Lamiso	ETH	5:30.81	Silas Kitum	KEN	5:32.88	Abdellah Dacha	MAR	5:34.49	
2009	Hillary Yego	KEN	5:25.33	Peter Lagat	KEN	5:26.59	Desta Alemu	ETH	5:29.66	

** Originally first in 5:23.95 was Tareq Mubarak Taher BRN but in 2007 he was found to be over-age on investigation by the IAAF*

YEAR	GOLD			SILVER			BRONZE			
110 Metres Hurdles (91.4cm)										
1999	Ladji Doucoure	FRA	13.26	Nassim Brahimi	QAT	13.36	Paul Whitty	CAN	13.59	0.8
2001	Nassim Brahimi	QAT	13.27	Marthinus van der Vyver	RSA	13.35	Eddy Delepine	FRA	13.39	0.2
2003	Jason Richardson	USA	13.29	Mubarak Al-Mabadi	KSA	13.41	Alexander John	GER	13.50	1.9
2005	Cordera Jenkins	USA	13.35	Ryan Brathwaite	BAR	13.44	Gianni Frankis	GBR	13.48	1.1
2007	Wayne Davis	USA	13.18	William Wynne	USA	13.44	Denis Semenov	KAZ	13.82	0.2
2009	Dale Morgan	USA	13.28	Jack Meredith	GBR	13.33	Gregory MacNeill	CAN	13.51	0.6
400 Metres Hurdles										
1999	Marthinus Kritzinger	RSA	49.86	Sergio Hierrezuelo	CUB	49.95	Mumo Kiilu	KEN	51.50	
2001	Amine Alozen	SYR	50.25	Jonathan Walker	USA	51.32	Kenji Narisako	JPN	52.09	
2003	Jason Richardson	USA	49.91	Wouter Le Roux	RSA	50.85	Jamaal Charles	USA	51.48	
2005	Mohammed Daak	KSA	50.90	David Klech	USA	50.90	Adel Jaber Asseri	KSA	51.68	
2007	William Wynne	USA	49.01	Reginald Wyatt	USA	50.33	Amaurys Valle	CUB	50.37	
2009	Norge Sotomayor	CUB	51.30	Jeremiah Mutai	KEN	51.45	José de Leon	ITA	51.74	
High Jump										
1999	Jacques Freitag	RSA	2.16	Cui Kai	CHN	2.13	Andrey Chupsa	BLR	2.13	
2001	Aleksey Dmitrik	RUS	2.23	James Watson	AUS	2.21	Aliaksandr Plisko	BLR	2.19	
2003	Martin Günther	GER	2.11	Aleksandr Nartov	UKR	2.11	Hikaru Tsuchiya	JPN	2.11	
2005	Huang Haiqiang	CHN	2.27	Aleksandr Nartov	UKR	2.18	Alex Soto	ESP	2.18	
2007	Wang Chen	CHN	2.22	Sergey Mudrov	RUS	2.22	Josh Hall	AUS	2.20	
2009	Dmitriy Kroyter	ISR	2.20	Janick Klausen	DEN	2.20	Django Lovett	CAN	2.17	
							Daniyil Tsyplakov	RUS	2.17	
Pole Vault										
1999	Sébastien Homo	FRA	5.20	Oleksandr Korchmyd	UKR	5.10	Rico Tepper	GER	5.00	
2001	Artyom Kuptsov	RUS	5.15	Vincent Favretto	FRA	5.15	Go Kishita	JPN	5.00	

YEAR	GOLD			SILVER			BRONZE		
2003	Germán Chiaraviglio	ARG	5.15	Dmitriy Starodubtsev	RUS	5.10	Steven Lewis	GBR	5.05
2005	Yang Yansheng	CHN	5.25	Scott Roth	USA	5.25	Albert Vélez	ESP	5.20
2007	Nico Weiler	GER	5.26	Manuel Concepción	ESP	4.85			
				Shota Doi	JPN	4.85			
2009	Jin Min-Sub	KOR	5.15	Carlo Paech	GER	5.10	Daniel Clemens	GER	5.10
Long Jump									
1999	Shang Yapeng	CHN	7.80	Yoelmis Pacheco	CUB	7.62	Nicolaas Grimbeeck	RSA	7.59
2001	Thiago Dias	BRA	7.72	Abdulla Al-Waleed	QAT	7.62	Andrew Howe-Besozzi	ITA	7.61
2003	Naohiro Shinada	JPN	7.61	Yves Renaux	FRA	7.44	Ahmed Al-Sharfa	KSA	7.15
2005	Chris Noffke	AUS	7.97w	Tiberiu Talnar	ROU	7.53w	Claiton Sabino	BRA	7.49
2007	Yasumichi Konishi	JPN	7.52w	Daisuke Yoshiyama	JPN	7.32	Christian Taylor	USA	7.29
2009	Suphanara Suksawat	THA	7.65	Stefan Brits	RSA	7.57	Yannick Roggatz	GER	7.53
Triple Jump									
1999	Ibrahim Mahmedin	QAT	15.96	Yoandri Betanzo	CUB	15.83	Viktor Yastrebov	UKR	15.74
2001	Jonathan Moore	GBR	16.36	David Girat	CUB	16.33	Osniel Toscas	CUB	15.67
2003	Denni Fernández	CUB	15.77	Mousa Qarqaran	KSA	15.60	Mohamed Darwish	UAE	15.55
2005	Héctor Fuentes	CUB	16.63	Ilya Yefremov	RUS	16.45	Zhivko Petkov	BUL	16.20
2007	Christian Taylor	USA	15.98	Aleksey Fedorov	RUS	15.59	Gennadiy Chudinov	RUS	15.54
2009	Ben Williams	GBR	15.91	Suphanara Suksawat	THA	15.70	Aleksandr Yurchenko	RUS	15.66
Shot Put (5kg)									
1999	Robert Häggblom	FIN	19.76	Dmitriy Gorshkov	RUS	19.69	Khalid Al-Suwaidi	QAT	19.44
2001	Georgi Ivanov	BUL	19.73	Yasser Ibrahim Farag	EGY	19.58	Lee Min-Won	KOR	19.57
2003	Liu Feng	CHN	21.45	Kyle Helf	CAN	20.79	Amin Al-Aradi	KSA	19.69
2005	J. P. Hoffman	RSA	20.99	Vladislav Tulácek	CZE	19.97	Rosen Karamfilov	BUL	19.86
2007	David Storl	GER	21.40	Marin Premeru	CRO	20.42	Dmytro Savytskyy	UKR	20.15
2009	Ryan Crouser	USA	21.56	Krzysztof Brzozowski	POL	20.89	Frans Schutte	RSA	20.37
Discus Throw (1.5kg)									
1999	Chang Ming-Huang	TPE	64.14	Zhang Huabing	CHN	58.36	Raine Munukka	FIN	56.52
2001	Khalid Al-Suwaidi	QAT	62.67	Robert Harting	GER	62.04	Omad El Ghafaly	EGY	61.06
2003	Ronnie Buckley	AUS	64.34	Wu Jian	CHN	63.18	Wang Yao-Hui	TPE	60.00
2005	Ali Shahrokhi	IRI	61.07	Osmel Charlot	CUB	60.17	António Vital e Silva	POR	59.30
2007	Mykyta Nesterenko	UKR	68.54	Marin Premeru	CRO	64.20	Andrius Gudžius	LTU	61.59
2009	Hamid Mansoor	SYR	64.20	Ryan Crouser	USA	61.64	Traves Smikle	JAM	61.22
Hammer Throw (5kg)									
1999	Krisztián Pars	HUN	74.76	Oleksandr Lutsenko	UKR	73.68	Aleksey Yeliseyev	RUS	73.68
2001	Khalid Al-Suwaidi	QAT	62.67	Robert Harting	GER	62.04	Omad El Ghafaly	EGY	61.06
2003	Mikhail Levin	RUS	76.41	Kristóf Németh	HUN	75.59	Sándor Pálhegyi	HUN	75.47
2005	Sándor Pálhegyi	HUN	81.89	Artem Vynnyk	UKR	77.88	Alex Smith	GBR	73.77
2007	Andriy Martynyuk	UKR	76.09	Dániel Szabó	HUN	75.30	Richard Olbrich	GER	75.18
2009	Chen Hongqiu	CHN	74.93	Suhrob Hodjaev	TJK	73.29	Tomás Kružliak	SVK	72.17
Javelin Throw (700gm)									
1999	Joachim Kiteau	FRA	79.65	Saku Kuusisto	FIN	78.73	Aleksandr Ivanov	RUS	78.65
2001	Teemu Wirkkala	FIN	76.18	Hamad Khalifa	QAT	73.56	Tero Järvenpää	FIN	68.85
2003	Júlio César de Oliveira	BRA	81.16	Robert Oosthuizen	RSA	81.07	Raldu Potgieter	RSA	75.56
2005	Noël Meyer	RSA	80.52	Roman Avramenko	UKR	79.22	Victor Fatecha	PAR	77.21
2007	Tuomas Laaksonen	FIN	79.71	Hamish Peacock	AUS	76.31	Edgars Rutins	LAT	74.65
2009	Huang Shih-Feng	TPE	74.00	Killian Durechou	FRA	73.54	Braian Toledo	ARG	73.44
Octathlon (From 2001)									
2001	Rene Oruman	EST	6219	Essa Mufarrah	KSA	6024	Jason Dudley	AUS	5997
2003	Andrés Silva	URU	6456	Andrey Kravchenko	BLR	6366	Lukás Patera	CZE	6316
2005	Yordani García	CUB	6482	Matthias Prey	GER	6282	Claiton Sabino	BRA	6218
2007	Shane Brathwaite	BAR	6261	Jaroslav Hedvicák	CZE	6212	Adam Bevis	AUS	6212
2009	Kevin Mayer	FRA	6478	Mohammed Al-Mannai	QAT	6232	Steffen Klink	GER	6217
10,000 Metres Walk									
1999	Yevgeniy Demkov	RUS	42:26.07	Aleksandr Strokov	RUS	42:36.52	Takayuki Tanii	JPN	42:40.86
2001	Vladimir Kanaykin	RUS	42:55.75	Mikalai Seredovich	BLR	43:44.32	Francisco Flores	MEX	43:53.13
2003	Aleksandr Prokhorov	RUS	42:16.16	Makoto Sawada	JPN	42:17.62	Vyacheslav Golovin	RUS	42:37.15
2005	Sergey Morozov	RUS	42:26.92	Vladimir Akhmetov	RUS	42:32.81	Yusuke Suzuki	JPN	42:43.22
2007	Stanislav Yemelyanov	RUS	41:49.91	Pedro Gómez	MEX	43:11.87	Vito Di Bari	ITA	43:36.13
2009	Hagen Pohle	GER	41:35.99	Dementiy Cheparev	RUS	41:53.76	Igor Lyashchenko	UKR	42:01.90

YEAR	GOLD			SILVER			BRONZE			
4 x 100 Metres Relay (1999 only)										
1999	Jamaica		40.03	Japan		40.14	Germany		41.13	
Medley Relay										
1999	United States		1:51.29	South Africa		1:52.49	Japan		1:54.10	
2001	Poland		1:50.46	United States		1:50.90	South Africa		1:51.35	
2003	United States		1:52.03	Poland		1:53.08	Japan		1:53.11	
2005	United States		1:51.19	Trinidad & Tobago		1:52.51	Saudi Arabia		1:52.89	
2007	United States		1:51.34	Japan		1:51.42	Jamaica		1:52.18	
2009	United States		1:50.33	Brazil		1:52.66	Japan		1:52.82	
WOMEN										
100 Metres										
1999	Veronica Campbell	JAM	11.49	Lisa Sharpe	JAM	11.52	Adrianna Lamalle	FRA	11.66	0.6
2001	Allyson Felix	USA	11.57	Kerron Stewart	JAM	11.72	Zuzana Kosová	CZE	11.83	0.5
2003	Jessica Onyepunuka	USA	11.31	Krystin Lacy	USA	11.50	Kelliann Baptiste	TRI	11.58	1.8
2005	Bianca Knight	USA	11.38	Ebony Collins	USA	11.44	Schillonie Calvert	JAM	11.44	-0.1
2007	Asha Philip	GBR	11.46	Rosângela Santos	BRA	11.46	Ashlee Nelson	GBR	11.58	-0.9
2009	Jodie Williams	GBR	11.39	Allison Peter	ISV	11.47	Ashton Purvis	USA	11.48	0.7
200 Metres										
1999	LaShauntea Moore	USA	23.38	Melanie Walker	JAM	23.72	Ana López	CUB	23.97	-0.1
2001	Angel Perkins	USA	23.07	Amy Spencer	GBR	23.45	Zuzana Kosová	CZE	23.98	0.3
2003	Anneisha McLaughlin	JAM	23.26	Courtney Champion	USA	23.56	Cleo Tyson	USA	23.67	-0.4
2005	Aymeé Martínez	CUB	22.99	Bianca Knight	USA	23.33	Latoya King	JAM	23.57	0.7
2007	Bárbara Leôncio	BRA	23.50	Chalonda Goodman	USA	23.54	Nivea Smith	BAH	23.69	-1.9
2009	Jodie Williams	GBR	23.08	Allison Peter	ISV	23.08	Ashton Purvis	USA	23.15	0.9
400 Metres										
1999	Monique Henderson	USA	52.28	Helen Okpanachi	NGR	52.38	Norma González	COL	52.39	
2001	Stephanie Smith	USA	52.19	Jerrika Chapple	USA	52.80	Anneisha McLaughlin	JAM	53.35	
2003	Natasha Hastings	USA	53.41	Antonina Krivoshapka	RUS	53.54	Jaimee-Lee Hoebergen	AUS	53.78	
2005	Nawal Al-Jak	SUD	51.19	Danijela Grgić	CRO	51.30	Aymeé Martínez	CUB	52.04	
2007	Yuliya Baraley	UKR	53.57	Latoya McDermott	JAM	54.12	Alexandra Stuková	SVK	54.46	
2009	Ebony Eutsey	USA	52.88	Michelle Brown	USA	53.44	Sandra Wagner	SWE	53.52	
800 Metres										
1999	Georgie Clarke	AUS	2:05.90	Tetyana Petlyuk	UKR	2:06.97	Mihaela Olaru	ROU	2:08.20	
2001	Cherotich Kipkorir Ruto	KEN	2:05.50	Veronika Plesarová	CZE	2:06.01	Carlene Robinson	JAM	2:06.18	
2003	Mariya Chapayeva	RUS	2:03.40	Olga Cristea	MDA	2:04.30	Larisa Arcip	ROU	2:04.31	
2005	Flavious Kwamboka	KEN	2:07.42	Winny Chebet	KEN	2:08.15	Katherine Katsanevakis	AUS	2:08.35	
2007	Mirela Lavric	ROU	2:04.29	Alison Leonard	GBR	2:05.36	Juana Méndez	CUB	2:05.42	
2009	Cherono Koech	KEN	2:01.67	Ciara Mageean	IRL	2:03.07	Rowena Cole	GBR	2:03.83	
1500 Metres										
1999	Zanelle Grobler	RSA	4:23.06	Chibiwott Kibet	KEN	4:24.43	Elaine du Plessis	RSA	4:24.59	
2001	Georgie Clarke	AUS	4:14.08	Florence Kyalo	KEN	4:15.71	Sentayehu Ejigu	ETH	4:17.51	
2003	Alem Techale	ETH	4:17.41	Jelena Stina	LAT	4:17.43	Joyce Musungu	KEN	4:17.65	
2005	Sheila Chepkirui	KEN	4:12.29	Yuriko Kobayashi	JPN	4:13.96	Bizunesh Urgesa	ETH	4:19.34	
2007	Sammary Cherotich	KEN	4:15.47	Jordan Hasay	USA	4:17.24	Sheila Chepkirui	KEN	4:19.26	
2009	Nelly Ngeiywo	KEN	4:12.76	Gete Dima	ETH	4:15.16	Amela Terzic	SRB	4:16.71	
3000 Metres										
1999	Alice Timbilil	KEN	9:01.99	Meseret Defar	ETH	9:02.08	Vivian Cheruiyot	KEN	9:04.42	
2001	Sally Chepyego	KEN	9:09.05	Mestewat Tufa	ETH	9:11.60	Fridah Domongole	KEN	9:12.70	
2003	Siham Hilali	MAR	9:12.70	Pasalia Kipkoech	KEN	9:13.77	Yuko Nohara	JPN	9:14.82	
2005	Veronica Wanjiru	KEN	9:01.61	Pauline Korikwiang	KEN	9:05.42	Hitomi Niiya	JPN	9:10.34	
2007	Mercy Cherono	KEN	8:53.94	Mahlet Melese	ETH	8:56.98	Sule Utura	ETH	9:06.48	
2009	Purity Rionoripo	KEN	9:03.79	Jackline Chepngeno	KEN	9:05.93	Genet Yalew	ETH	9:08.95	
2000 Metres Steeplechase (From 2007)										
2007	Caroline Chepkurui	KEN	6:22.30	Christine Mayanga	KEN	6:22.49	Karoline Bjerkeli Grøvdal	NOR	6:25.30	
2009	Korahubsh Itaa	ETH	6:11.83	Lucia Muangi	KEN	6:11.90	Halima Hassen	ETH	6:16.83	
100 Metres Hurdles (76.2cm)										
1999	Adrianna Lamalle	FRA	13.08	Maren Freisen	GER	13.42	Annay Tejada	CUB	13.45	-0.4
2001	Kathrin Geissler	GER	13.49	Ashley Lodree	USA	13.75	Carla Fick	RSA	13.75	0.4
2003	Sally McLellan	AUS	13.42	Latoya Greaves	JAM	13.49	Domenique Manning	USA	13.60	-1.9
2005	April Williams	USA	13.23	Natasha Ruddock	JAM	13.38	Theresa Lewis	USA	13.39	1.1

YEAR	GOLD			SILVER			BRONZE			
2007	Julian Purvis	USA	13.41	Shermaine Williams	JAM	13.48	Anne Zagre	BEL	13.58	-1.3
2009	Isabelle Pedersen	NOR	13.23	Kori Carter	USA	13.26	Bridgette Owens	USA	13.39	0.3
400 Metres Hurdles (76.2cm)										
1999	Jana Pittman	AUS	57.87	Wu Jieya	CHN	58.32	Patricia Hall	JAM	58.67	
2001	Camille Robinson	JAM	58.72	Kimberly Crow	AUS	59.28	Olga Nikolayeva	RUS	59.41	
2003	Zuzana Hejnová	CZE	57.54	Yekaterina Kostetskaya	RUS	58.37	MacKenzie Hill	USA	59.15	
2005	Ebony Collins	USA	55.96	Lauren Boden	AUS	58.30	Aya Miyahara	JPN	59.62	
2007	Dalilah Muhammad	USA	57.25	Andreea Ionescu	ROU	57.33	Ryann Krais	USA	57.50	
2009	Vera Rudakova	RUS	57.83	Danielle Dowie	JAM	58.62	Déborah Rodríguez	URU	59.71	
High Jump										
1999	Anna Chichirova	RUS	1.89	Renáta Medgyesová	SVK	1.83	Gaëlle Niaré	FRA	1.79	
2001	Aileen Wilson	GBR	1.87	Petrina Price	AUS	1.81	Lavern Spencer	LCA	1.81	
2003	Irina Kovalenko	UKR	1.92	Svetlana Shkolina	RUS	1.86				
				Annett Engel	GER	1.86				
2005	Gu Biwei	CHN	1.87	Sophia Begg	AUS	1.85	Yekaterina Yevseyeva	KAZ	1.85	
2007	Natalya Mamlina	RUS	1.89	Misha-Gaye DaCosta	JAM	1.84	Aleksandrina Klimentinova	BUL	1.81	
							Elena Vallortigara	ITA	1.81	
2009	Alessia Trost	ITA	1.87	Amy Pejkovic	AUS	1.85				
				Mariya Kuchina	RUS	1.85				
Pole Vault										
1999	Yelena Isinbaeva	RUS	4.10	Floé Kühnert	GER	4.05	Vanessa Boslak	FRA	4.00	
2001	Silke Spiegelburg	GER	4.00	Aleksandra Kiryashova	RUS	4.00	Anna Olko	POL	3.95	
2003	Lisa Ryshich	GER	4.05	Svetlana Makarevich	BLR	4.00	Charmaine Lucock	AUS	4.00	
2005	Ekateríni Stefanídi	GRE	4.30	Keisa Monterola	VEN	4.30	Yu Shuo	CHN	4.20	
2007	Vicky Parnov	AUS	4.35	Ekateríni Stefanídi	GRE	4.25	Petra Olsen	SWE	4.05	
2009	Angelica Bengtsson	SWE	4.32	Michaela Meijer	SWE	4.10	Felícia Horváth	HUN	4.00	
							Tatyana Stetsyuk	RUS	4.00	
Long Jump										
1999	Zhou Yangxia	CHN	6.29	Jenniina Halkoaho	FIN	6.24	Alina Militaru	ROU	6.22	
2001	Shermin Oksuz	AUS	6.41	Elena Anghelescu	ROU	6.32	Angela Dies	GER	6.03	
2003	Cristine Spataru	ROU	6.41	Denisa Scerbová	CZE	6.40	Zhanna Demydova	UKR	6.15	
2005	Arantxa King	BER	6.39	Eloyse Lesueur	FRA	6.28	Cornelia Deiac	ROU	6.25	
2007	Darya Klishina	RUS	6.47	Ivana Spanovic	SRB	6.41	Mariya Shumilova	RUS	6.29	
2009	Lu Minjia	CHN	6.22	Alina Rotaru	ROU	6.09	Jennifer Clayton	USA	6.05	
Triple Jump										
1999	Mabel Gay	CUB	13.82	Anastasiya Ilina	RUS	13.59	Yusmay Bicet	CUB	13.58	
2001	Alina Popescu	ROU	13.76	Svetlana Bolshakova	RUS	13.32	Michelle Sanford	USA	13.22	
2003	Cristine Spataru	ROU	13.86	Elina Sorsa	FIN	12.95	Alíki Askitopoúlou	GRE	12.93	
2005	Sha Li	CHN	13.81	Kaire Leibak	EST	13.74	Cristina Bujin	ROU	13.23	
2007	Dailenis Alcántara	CUB	13.63	Yosleidis Rivalta	CUB	13.32	Maja Bratkic	SLO	12.96	
2009	Yana Borodina	RUS	13.63	Deng Lina	CHN	13.57	Valeriya Kanatova	UZB	13.45	
Shot Put										
1999	Hong Mei	CHN	15.57	Natalya Kharanenko	BLR	15.57	Chiara Rosa	ITA	14.64	
2001	Valerie Adams	NZL	16.87	Michelle Carter	USA	15.23	Yullia Leantsiuk	BLR	15.08	
2003	Jiang Limin	CHN	15.60	Magdalena Sobieszek	POL	15.42	Marli Knoetze	RSA	15.10	
2005	Simoné du Toit	RSA	16.33	Li Bo	CHN	15.92	Dani Samuels	AUS	15.53	
2007	Aliona Hryshko	BLR	15.91	Samira Burkhardt	GER	15.36	Sophie Kleeberg	GER	14.94	
2009	Lena Urbaniak	GER	15.28	Margaret Satupai	SAM	14.96	Dong Yangzi	CHN	14.65	
Discus Throw										
1999	Hong Mei	CHN	52.18	Julia Bremser	GER	51.83	Deborah Lovely	AUS	49.14	
2001	Ma Xuejun	CHN	54.93	Darya Pishchalnikova	RUS	49.37	Amarachi Ukabam	USA	46.13	
2003	Lisandra Rodríguez	CUB	48.56	Julie Bennell	AUS	48.32	Kristina Gehrig	GER	48.31	
2005	Dani Samuels	AUS	54.09	Simoné du Toit	RSA	52.10	Kamorean Hayes	USA	49.64	
2007	Julia Fischer	GER	51.39	Sandra Perkovic	CRO	51.25	Jin Yuanyuan	CHN	51.20	
2009	Li Shanshan	CHN	51.65	Alex Collatz	USA	50.09	Shanice Craft	GER	49.15	
Hammer Throw										
1999	Kamila Skolimowska	POL	63.94	Yunaika Crawford	CUB	57.56	Ivana Brkljačić	CRO	55.69	
2001	Andrea Kéri	HUN	59.86	Berta Castells	ESP	59.65	Maria Smaliachkova	BLR	59.16	
2003	Valentina Srša	CRO	61.18	Mariya Bespalova	RUS	57.81	Johanna Hoppe	GER	56.46	
2005	Bianca Perie	ROU	62.27	Anna Bulgakova	RUS	62.05	Dóra Lévai	HUN	58.80	
2007	Bianca Perie	ROU	64.61	Andriána Papadopoúlou-Fatála	GRE	56.32	Barbara Špiler	SLO	55.97	
2009	Barbara Špiler	SLO	59.33	Kıvılcım Kaya	TUR	57.91	Bianca Lazăr	ROU	56.41	

YEAR	GOLD			SILVER			BRONZE		
Javelin Throw									
1999	Olivia Norris	GER	52.03	Xénia Frajka	HUN	49.76	Galina Kakhova	BLR	49.62
2001	Kimberly Mickle	AUS	51.83	Justine Robbeson	RSA	51.54	Andrea Květová	CZE	51.49
2003	Xue Juan	CHN	56.82	Shin Bo-Ra	KOR	53.74	Vivian Zimmer	GER	52.20
2005	Zhang Li	CHN	56.66	Vira Rebryk	UKR	56.16	Yanet Cruz	CUB	51.66
2007	Tazmin Brits	RSA	51.71	Carita Hinkka	FIN	51.61	Sini Kiiski	FIN	50.75
2009	Anastasiya Svechnikova	UZB	53.25	Wu You	CHN	52.04	Laura Henkel	GER	51.47
Heptathlon (From 2001)									
2001	Annett Wichmann	GER	5470	Christine Schulz	GER	5346	Amandine Constantin	FRA	5296
2003	Marisa de Aniceto	FRA	5458	Sarah Kern	GER	5445	Marina Goncharova	RUS	5338
2005	Tatyana Chernova	RUS	5875	Yana Panteleyeva	RUS	5611	Diana Rach	GER	5481
2007	Katerina Cachová	CZE	5641	Carolin Schäfer	GER	5544	Elisa-Sophie Döbel	GER	5494
2009	Katarina Thompson	GBR	5750	Laura Ikauniece	LAT	5647	Kira Biesenbach	GER	5423
5000 Metres Walk									
1999	Tatyana Kozlova	RUS	22:31.93	Maryna Tsikhanova	BLR	22:37.54	Yekaterina Dergunova	RUS	22:54.59
2001	Jiang Kun	CHN	22:49.21	Ksenia Ishcheykina	RUS	22:58.43	Sniazhana Yurchanka	BLR	23:28.51
2003	Vera Sokolova	RUS	22:50.23	Ann Loughnane	IRL	23:37.00	Noriko Nishide	JPN	23:50.69
2005	Tatyana Kalmykova	RUS	22:14.47	Elmira Alembekova	RUS	22:27.17	Chai Xue	CHN	22:34.28
2007	Tatyana Kalmykova	RUS	20:28.05	Irina Yumanova	RUS	21:21.14	Panayióta Tsinopoúlou	GRE	22:49.15
2009	Yelena Lashmanova	RUS	22:55.45	Yanelli Caballero	MEX	22:59.27	Svetlana Vasilyeva	RUS	23:00.15
4 x 100 Metres Relay (1999 only)									
1999	Jamaica		44.30	United States		45.40	Poland		45.49
Medley Relay									
1999	United States		2:07.71	Poland		2:09.19	Ukraine		2:11.13
2001	United States		2:03.83	Jamaica		2:07.45	Romania		2:09.70
2003	United States		2:03.87	Jamaica		2:07.05	Russia		2:07.52
2005	United States		2:03.93	Australia		2:06.58	Brazil		2:06.60
2007	United States		2:05.74	Jamaica		2:06.77	Canada		2:09.08
2009	United States		2:04.32	Hungary		2:09.22	Romania		2:09.25

IAAF WORLD CUP (1977-2006) / CONTINENTAL CUP (2010-) IN ATHLETICS

Venues - 1977: Düsseldorf (2-4 Sep); 1979: Montréal (24-26 Aug); 1981: Roma (4-6 Sep); 1985: Canberra (4-6 Oct); 1989: Barcelona (8-10 Sep); 1992: Habana (25-27 Sep); 1994: London (9-11 Sep); 1998: Johannesburg (11-13 Sep); 2002: Madrid (20/21 Sep); 2006: Athína (16/17 Sep); 2010: Split (4/5 Sep)

World Cup Teams

MEN

Britain's men's team were disqualified from the 2002 World Cup because their entry for the meeting had been based on performances by Dwain Chambers at that year's European Cup which were subsequently annulled because of a doping violation. However, the individual placings by British team members in Madrid were allowed to stand, though are regarded by the IAAF as non-scoring.

1977	GDR	127	United States	120	FRG	112
1979	United States	119	Europe	112	GDR	108
1981	Europe	147	GDR	130	United States	127
1985	United States	123	USSR	115	GDR	114
1989	United States	133	Europe	127	Great Britain & NI	119
1992	Africa	115	Great Britain & NI	103	Europe	99
1994	Africa	116	Great Britain & NI	111	Americas	95
1998	Africa	111	Europe	119	Germany	103
2002	Africa	139	Europe	121	Americas	119
2006	Europe	140	United States	136	Africa	116

WOMEN

1977	Europe	109	GDR	93	USSR	90
1979	GDR	106	USSR	98	Europe	88
1981	GDR	120.5	Europe	110	USSR	98
1985	GDR	121	USSR	105.5	Europe	86
1983	GDR	124	USSR	106	Americas	94
1992	Unified Team	102	Europe	94	Americas	79
1994	Europe	111	Americas	98	Germany	79
1998	United States	96	Europe	94	Africa	88
2002	Russia	129	Europe	126	Americas	111
2006	Russia	137	Europe	128	Americas	117

YEAR	FIRST			SECOND			THIRD			FOURTH			
Continental Cup Teams													
COMBINED MEN & WOMEN													
2010	Europe		429	Americas		419.5	Africa		290	Asia-Pacific		286.5	
INDIVIDUAL MEN													
100 Metres													
1977	Steve Williams	USA	10.13	Eugen Ray	GDR	10.15	Silvio Leonard	AME	10.19				-0.3
1979	James Sanford	USA	10.17	Silvio Leonard	AME	10.26	Marian Woronin	EUR	10.28				-0.4
1981	Allan Wells	EUR	10.20	Ernest Obeng	AFR	10.21	Frank Emmelmann	GDR	10.31				0.2
1985	Ben Johnson	AME	10.00	Chidi Imoh	AFR	10.11	Frank Emmelmann	GDR	10.17				-0.4
1989	Linford Christie	GBR	10.10	Leroy Burrell	USA	10.15	Daniel Sangouma	EUR	10.17				0.5
1992	Linford Christie	GBR	10.21	Olapade Adeniken	AFR	10.26	Calvin Smith	USA	10.33				-0.3
1994	Linford Christie	GBR	10.21	Olapade Adeniken	AFR	10.25	Talal Mansoor	ASI	10.31				-0.3
1998	Obadele Thompson	AME	9.87	Seun Ogunkoya	AFR	9.92	Dwain Chambers	GBR	10.03				-0.2
2002	Uchenna Emedolu	AFR	10.06	Kim Collins	AME	10.06	Francis Obikwelu	EUR	10.09				-0.3
2006	Tyson Gay	USA	9.88	Francis Obikwelu	EUR	10.09	Marc Burns	AME	10.14				1.1
2010	Christophe Lemaitre	EUR	10.06	Daniel Bailey	AME	10.10	Mark Lewis-Francis	EUR	10.16				-0.7
200 Metres													
1977	Clancy Edwards	USA	20.17	Pietro Mennea	EUR	20.17	Silvio Leonard	AME	20.30				1.0
1979	Silvio Leonard	AME	20.34	Leszek Dunecki	EUR	20.50	Peter Okodogbe	AFR	20.69				0.0
1981	Mel Lattany	USA	20.21	Allan Wells	EUR	20.53	Frank Emmelmann	GDR	20.57				0.1
1985	Robson da Silva	AME	20.44	Frank Emmelmann	GDR	20.51	Darren Clark	OCE	20.78				0.5
1989	Robson da Silva	AME	20.00	Floyd Heard	USA	20.36	Olapade Adeniken	AFR	20.38				1.9
1992	Robson da Silva	AME	20.56	Linford Christie	GBR	20.72	Jeff Williams	USA	20.75				0.5
1994	John Regis	GBR	20.45	Frankie Fredericks	AFR	20.55	Geir Moen	EUR	20.72				-1.4
1998	Frankie Fredericks	AFR	19.97	Gentry Bradley	USA	20.38	Troy Douglas	EUR	20.40				1.3
2002	Francis Obikwelu	EUR	20.18	Frankie Fredericks	AFR	20.20	Marlon Devonish	GBR	20.32				-0.6
2006	Wallace Spearmon	USA	19.87	Usain Bolt	AME	19.96	Shingo Suetsugu	ASI	20.30				0.1
2010	Wallace Spearmon	AME	19.95	Churandy Martina	AME	20.47	Ben Youssef Meité	AFR	20.51				0.2
400 Metres													
1977	Alberto Juantorena	AME	45.36	Volker Beck	GDR	45.50	Robert Taylor	USA	45.57				
1979	El Kashief Hassan	AFR	45.39	Nikolay Chernetskiy	URS	46.06	Tony Darden	USA	46.12				
1981	Cliff Wiley	USA	44.88	Mauro Zuliani	ITA	45.26	Bert Cameron	AME	45.27				
1985	Michael Franks	USA	44.47	Thomas Schönlebe	GDR	44.72	Innocent Egbunike	AFR	44.99				
1989	Roberto Hernández	AME	44.58	Jens Carlowitz	GDR	44.86	Gabriel Tiacoh	AFR	44.97				
1992	Sunday Bada	AFR	44.99	Mark Richardson	GBR	45.86	Chip Jenkins	USA	46.10				
1994	Antonio Pettigrew	USA	45.26	Du'aine Ladejo	GBR	45.44	Inaldo Sena	AME	45.67				
1998	Iwan Thomas	GBR	45.33	Jerome Young	USA	45.37	Troy McIntosh	AME	45.45				
2002	Michael Blackwood	AME	44.60	Ingo Schultz	GER	44.86	Fawzi Al-Shammari	ASI	45.14				
2006	Lashawn Merritt	USA	44.54	Gary Kikaya	AFR	44.66	Dimitrios Regas	GRE	45.11				
2010	Jeremy Wariner	AME	44.22	Ricardo Chambers	AME	44.59	Michael Bingham	EUR	44.84				
800 Metres													
1977	Alberto Juantorena	AME	1:44.04	Mike Boit	AFR	1:44.14	Willi Wülbeck	FRG	1:45.47				
1979	James Maina-Boi	AFR	1:47.69	James Robinson	USA	1:47.85	Willi Wülbeck	EUR	1:47.88				
1981	Sebastian Coe	EUR	1:46.16	James Robinson	USA	1:47.31	Detlef Wagenknecht	GDR	1:47.49				
1985	Sammy Koskei	AFR	1:45.15	Viktor Kalinkin	URS	1:45.72	Agberto Guimarães	AME	1:45.80				
1989	Tom McKean	GBR	1:44.95	Jens-Peter Herold	GDR	1:45.04	Nixon Kiprotich	AFR	1:45.08				
1992	David Sharpe	GBR	1:46.06	William Tanui	AFR	1:46.14	Andrea Benvenuti	EUR	1:46.53				
1994	Mark Everett	USA	1:46.02	William Tanui	AFR	1:46.84	Craig Winrow	GBR	1:47.16				
1998	Nils Schumann	GER	1:48.66	Mark Everett	USA	1:48.73	Norberto Téllez	AME	1:48.92				
2002	Antonio Manuel Reina	ESP	1:43.83	Djabir Saïd-Guerni	AFR	1:44.03	David Krummenacker	USA	1:45.14				
2006	Youssef Saad Kamel	ASI	1:44.98	Bram Som	EUR	1:45.13	Mbulaeni Mulaudzi	AFR	1:45.14				
2010	David Rudisha	AFR	1:43.37	Marcin Lewandowski	EUR	1:44.81	Belal Mansoor Ali	APA	1:44.92				
1500 Metres													
1977	Steve Ovett	EUR	3:34.45	Thomas Wessinghage	FRG	3:35.98	Jürgen Straub	GDR	3:37.5				
1979	Thomas Wessinghage	EUR	3:46.00	Vladimir Ponomaryov	URS	3:46.13	Jürgen Straub	GDR	3:46.30				
1981	Steve Ovett	EUR	3:34.95	John Walker	OCE	3:35.49	Olaf Beyer	GDR	3:35.58				
1985	Omer Khalifa	AFR	3:41.16	Olaf Beyer	GDR	3:41.26	Igor Lotarev	URS	3:41.92				
1989	Abdi Bile	AFR	3:35.56	Sebastian Coe	GBR	3:35.79	Jens-Peter Herold	GDR	3:35.87				
1992	Mohammed Suleiman	ASI	3:38.37	Jonah Birir	AFR	3:40.25	Simon Fairbrother	GBR	3:40.30				
1994	Noureddine Morceli	AFR	3:34.70	Rüdiger Stenzel	GER	3:40.04	Mohammed Suleiman	ASI	3:40.52				
1998	Laban Rotich	AFR	3:40.87	Rui Silva	EUR	3:40.95	Anthony Whiteman	GBR	3:40.99				
2002	Bernard Lagat	AFR	3:31.20	Reyes Estévez	ESP	3:33.67	Mehdi Baala	EUR	3:38.04				
2006	Alex Kipchirchir	AFR	3:52.60	Ivan Heshko	EUR	3:53.33	Nick Willis	OCE	3:54.76				
2010	Amine Laâlou	AFR	3:35.49	Mekonnen Gebremedhin	AFR	3:35.70	Leonel Manzano	AME	3:36.48				

YEAR	FIRST			SECOND			THIRD			
3000 Metres (From 1998)										
1998	Dieter Baumann	GER	7:56.24	Isaac Viciosa	EUR	7:56.47	Thomas Nyariki	AFR	7:59.46	
2002	Craig Mottram	OCE	7:41.37	David Galván	AME	7:47.43	Roberto García	ESP	7:53.96	
2006	Craig Mottram	OCE	7:32.19	Kenenisa Bekele	AFR	7:36.25	Driss Maazouzi	EUR	7:47.80	
2010	Bernard Lagat	AME	7:54.75	Moses Kipsiro	AFR	7:54.98	Bayron Piedra	AME	7:55.52	
5000 Metres										
1977	Miruts Yifter	AFR	13:13.82	Marty Liquori	USA	13:15.06	David Fitzsimons	OCE	13:17.42	
1979	Miruts Yifter	AFR	13:35.9	Valeriy Abramov	URS	13:37.6	Markus Ryffel	EUR	13:38.6	
1981	Eamonn Coghlan	EUR	14:08.39	Hansjörg Kunze	GDR	14:08.54	Vittorio Fontanella	ITA	14:09.06	
1985	Doug Padilla	USA	14:04.11	Stefano Mei	EUR	14:05.99	Wodajo Bulti	AFR	14:07.17	
1989	Saïd Aouita	AFR	13:23.14	John Doherty	EUR	13:25.39	José Luis Carrera	ESP	13:25.94	
1992	Fita Bayissa	AFR	13:41.23	Arturo Barrios	AME	13:50.95	Jim Farmer	USA	14:02.90	
1994	Brahim Lahlafi	AFR	13:27.96	John Nuttall	GBR	13:32.47	Martin Bremer	GER	13:33.57	
1998	Daniel Komen	AFR	13:46.57	Shaun Creighton	OCE	13:53.66	Dieter Baumann	GER	13:58.40	
2002	Alberto García	ESP	13:30.04	Paul Kosgei	AFR	13:31.71	Smail Sghir	EUR	13:32.82	
2006	Saif Saeed Shaheen	ASI	13:35.30	Mike Kigen	AFR	13:36.19	Matt Tegenkamp	USA	13:36.83	
2010	Bernard Lagat	AME	13:58.23	Moses Kipsiro	AFR	13:58.35	Bouabdellah Tahri	EUR	13:58.79	
10,000 Metres (Replaced with 3000m from 1998)										
1977	Miruts Yifter	AFR	28:32.31	Jörg Peter	GDR	28:34.0	Jos Hermens	EUR	28:35.0	
1979	Miruts Yifter	AFR	27:53.07	Craig Virgin	USA	27:59.55	Aleksandr Antipov	URS	28:25.17	
1981	Werner Schildhauer	GDR	27:38.43	Mohamed Kedir	AFR	27:39.44	Alberto Salazar	USA	27:40.69	
1985	Wodajo Bulti	AFR	29:22.96	Pat Porter	USA	29:23.02	Werner Schildhauer	GDR	29:25.63	
1989	Salvatore Antibo	EUR	28:05.26	Addis Abebe	AFR	28:06.43	Antonio Prieto	ESP	28:07.42	
1992	Addis Abebe	AFR	28:44.38	Antonio Serrano	EUR	28:54.38	Mikhail Dasko	EUN	29:00.26	
1994	Khalid Skah	AFR	27:38.74	Antonio Silio	AME	28:16.54	Rob Denmark	GBR	28:20.65	
3000 Metres Steeplechase										
1977	Michael Karst	FRG	8:21.60	Eshetu Tura	AFR	8:22.5	George Malley	USA	8:25.2	
1979	Kiprotich Rono	AFR	8:25.97	Ralf Pönitzsch	GDR	8:29.28	Mariano Scartezzini	EUR	8:29.44	
1981	Boguslaw Maminski	EUR	8:19.89	Mariano Scartezzini	ITA	8:19.93	Masanari Shintaku	ASI	8:23.64	
1985	Julius Kariuki	AFR	8:39.51	Henry Marsh	USA	8:39.55	Graeme Fell	AME	8:40.30	
1989	Julius Kariuki	AFR	8:20.84	Alessandro Lambruschini	EUR	8:21.75	Hagen Melzer	GDR	8:23.21	
1992	Phillip Barkutwo	AFR	8:26.81	William Van Dijck	EUR	8:32.06	Shaun Creighton	OCE	8:33.79	
1994	Moses Kiptanui	AFR	8:28.28	Saad Al-Asmari	ASI	8:35.74	Alessandro Lambruschini	EUR	8:40.34	
1998	Damian Kallabis	GER	8:31.25	Bernard Barmasai	AFR	8:31.85	Saad Al-Asmari	ASI	8:39.69	
2002	Wilson Boit Kipketer	AFR	8:25.34	Luís Miguel Martín	ESP	8:26.35	Khamis Abdulla Saifeldin	ASI	8:30.66	
2006	Saif Saeed Shaheen	ASI	8:19.09	Paul Kipsiele Koech	AFR	8:19.37	Bouabdellah Tahri	FRA	8:29.06	
2010	Richard Matelong	AFR	8:09.67	Roba Gari	AFR	8:09.87	Mahiedine Mekhissi-Benabbad	EUR	8:09.96	
110 Metres Hurdles										
1977	Thomas Munkelt	GDR	13.41	Alejandro Casañas	AME	13.50	Charles Foster	USA	13.51	0.0
1979	Renaldo Nehemiah	USA	13.39	Thomas Munkelt	GDR	13.42	Alejandro Casañas	AME	13.44	0.0
1981	Greg Foster	USA	13.32	Alejandro Casañas	AME	13.36	Julius Ivan	EUR	13.66	-0.2
1985	Tonie Campbell	USA	13.35w	Sergey Usov	URS	13.62	Jörg Naumann	GDR	13.76	3.1
1989	Roger Kingdom	USA	12.87w	Colin Jackson	GBR	12.95	Emilio Valle	AME	13.21	2.6
1992	Colin Jackson	GBR	13.07	Sergey Usov	EUN	13.55	Emilio Valle	AME	13.69	0.3
1994	Tony Jarrett	GBR	13.23	Allen Johnson	USA	13.29	Emilio Valle	AME	13.45	-1.6
1998	Falk Balzer	GER	13.10	Colin Jackson	GBR	13.11	Anier García	AME	13.14	2.0
2002	Anier García	AME	13.10	Allen Johnson	USA	13.45	Stanislav Olijar	EUR	13.58	-2.2
2006	Allen Johnson	USA	12.96	Liu Xiang	ASI	13.03	Dayron Robles	AME	13.06	0.4
2010	David Oliver	AME	13.11	Andy Turner	EUR	13.48	Shi Dongpeng	APA	13.53	-1.1
400 Metres Hurdles										
1977	Edwin Moses	USA	47.58	Volker Beck	GDR	48.83	Harald Schmid	FRG	48.85	
1979	Edwin Moses	USA	47.53	Harald Schmid	EUR	48.71	Vasiliy Arkhipenko	URS	48.97	
1981	Edwin Moses	USA	47.37	Volker Beck	GDR	49.16	Harry Schulting	EUR	49.69	
1985	Andre Phillips	USA	48.42	Aleksandr Vasilyev	URS	48.61	Harald Schmid	EUR	48.83	
1989	David Patrick	USA	48.74	Henry Amike	AFR	49.24	Kriss Akabusi	GBR	49.42	
1992	Samuel Matete	AFR	48.88	Jon Ridgeon	GBR	49.01	Stéphane Diagana	EUR	49.34	
1994	Samuel Matete	AFR	48.77	Oleg Tverdokhleb	EUR	49.26	Eronilde de Araújo	AME	49.62	
1998	Samuel Matete	AFR	48.08	Mubarak Al-Nubi	ASI	48.17	Dinsdale Morgan	AME	48.40	
2002	James Carter	USA	48.27	Mubarak Al-Nubi	ASI	48.96	Chris Rawlinson	GBR	49.18	
2006	Kerron Clement	USA	48.12	L. J. van Zyl	AFR	48.35	Marek Plawgo	EUR	48.76	
2010	David Greene	EUR	47.88	Javier Culson	AME	48.08	Bershawn Jackson	AME	48.62	
High Jump										
1977	Rolf Beilschmidt	GDR	2.30	Dwight Stones	USA	2.27	Jacek Wszola	EUR	2.24	
1979	Franklin Jacobs	USA	2.27	Jacek Wszola	EUR	2.27	Aleksandr Grigoryev	URS	2.24	
1981	Tyke Peacock	USA	2.28	Gerd Nagel	EUR	2.26	Jörg Freimuth	GDR	2.24	

YEAR	FIRST			SECOND			THIRD		
1985	Patrik Sjöberg	EUR	2.31	Jimmy Howard	USA	2.28	Javier Sotomayor	AME	2.28
1989	Patrik Sjöberg	EUR	2.34	Dalton Grant	GBR	2.31	Javier Sotomayor	AME	2.25
1992	Yuriy Sergiyenko	EUN	2.29	Javier Sotomayor	AME	2.26	Brendan Reilly	GBR	2.26
1994	Javier Sotomayor	AME	2.40	Tim Forsyth	OCE	2.28	Steve Smith	GBR	2.28
1998	Charles Austin	USA	2.31	Javier Sotomayor	AME	2.28	Sergey Klyugin	EUR	2.28
2002	Yaroslav Rybakov	EUR	2.31	Mark Boswell	AME	2.29	Ben Challenger	GBR	2.20
2006	Tomás Jankú	EUR	2.28	Andrey Silnov	RUS	2.24	Tora Harris	USA	2.24
2010	Rashid Ahmed Al-Mannai	APA	2.28	Donald Thomas	AME	2.28	Martyn Bernard	EUR	2.25
Pole Vault									
1977	Mike Tully	USA	5.60	Wladyslaw Kozakiewicz	EUR	5.55	Axel Weber	GDR	5.30
1979	Mike Tully	USA	5.45	Patrick Abada	EUR	5.45	Konstantin Volkov	URS	5.30
1981	Konstantin Volkov	URS	5.70	Jean-Michel Bellot	EUR	5.55	Billy Olson	USA	5.50
1985	Sergey Bubka	URS	5.85	Philippe Collet	EUR	5.50	Tim Bright	USA	5.40
1989	Philippe Collet	EUR	5.75	Tim Bright	USA	5.70	Uwe Langhammer	GDR	5.55
1992	Igor Potapovich	EUN	5.60	Philippe Collet	EUR	5.40	Okkert Brits	AFR	5.30
1994	Okkert Brits	AFR	5.90	Jean Galfione	EUR	5.75	Alberto Manzano	AME	5.40
							Andrej Tiwontschik	GER	5.40
1998	Maksim Tarasov	EUR	5.85	Tim Lobinger	GER	5.80	Jeff Hartwig	USA	5.70
2002	Okkert Brits	AFR	5.75	Jeff Hartwig	USA	5.70	Lars Börgeling	GER	5.40
2006	Steve Hooker	OCE	5.80	Daichi Sawano	ASI	5.70	Germán Chiaraviglio	SAM	5.70
2010	Steven Hooker	APA	5.95	Renaud Lavillenie	EUR	5.90	Derek Miles	AME	5.75
Long Jump									
1977	Arnie Robinson	USA	8.19	Hans Baumgartner	FRG	7.96	Charlton Ehizuelen	AFR	7.89
1979	Larry Myricks	USA	8.52	Lutz Dombrowski	GDR	8.27	David Giralt	AME	8.22
1981	Carl Lewis	USA	8.15	Gary Honey	OCE	8.11	Shamil Abbyasov	URS	7.95
1985	Mike Conley	USA	8.20	Robert Emmiyan	URS	8.09	László Szalma	EUR	8.09
1989	Larry Myricks	USA	8.29	Yusuf Alli	AFR	8.00	Stewart Faulkner	GBR	7.84
1992	Iván Pedroso	AME	7.97	Gordon McKee	USA	7.89	Chen Zunrong	ASI	7.84
1994	Fred Salle	GBR	8.10	Douglas de Souza	AME	7.96	Dion Bentley	USA	7.93
1998	Iván Pedroso	AME	8.37	Jai Taurima	OCE	8.32	Hassine Moursal	AFR	8.26
2002	Savanté Stringfellow	USA	8.21	Iván Pedroso	AME	8.19	Yago Lamela	ESP	8.11
2006	Irving Saladino	AME	8.26	Andrew Howe	EUR	8.12	Mohamed Salman Al-Khuwalidi	ASI	8.11
2010	Dwight Phillips	AME	8.34	Kafétien Gomis	EUR	8.10	Christian Reif	EUR	7.99
Triple Jump									
1977	João de Oliveira	AME	16.68	Anatoliy Piskulin	URS	16.61	Klaus Hufnagel	GDR	16.43
1979	João de Oliveira	AME	17.02w	Gennadiy Valyukevich	URS	16.94	Ian Campbell	OCE	16.76
1981	João de Oliveira	AME	17.37	Zou Zhenxian	ASI	17.34	Willie Banks	USA	17.04
1985	Willie Banks	USA	17.58	Oleg Protsenko	URS	17.47	Khristo Markov	EUR	17.13
1989	Mike Conley	USA	17.49	Vladimir Inozemtsev	URS	17.31	Jonathan Edwards	GBR	17.28
1992	Jonathan Edwards	GBR	17.34	Frank Rutherford	AME	17.06	Toussaint Rabenala	AFR	17.03
1994	Yoelbi Quesada	AME	17.61	Julian Golley	GBR	17.06	Oleg Sakirkin	ASI	16.81
1998	Charles Friedek	GER	17.42	Denis Kapustin	EUR	17.32	Yoelbi Quesada	AME	17.25
2002	Jonathan Edwards	GBR	17.34	Walter Davis	USA	17.23w	Christian Olsson	EUR	17.05
2006	Walter Davis	USA	17.54	Jadel Gregório	AME	17.41	Marian Oprea	EUR	17.05
2010	Marian Oprea	EUR	17.29	Alexis Copello	AME	17.25	Phillips Idowu	EUR	17.24
Shot Put									
1977	Udo Beyer	GDR	21.74	Reijo Ståhlberg	EUR	20.46	Ralf Reichenbach	FRG	19.97
1979	Udo Beyer	GDR	20.45	Reijo Ståhlberg	EUR	20.05	Aleksandr Baryshnikov	URS	20.00
1981	Udo Beyer	GDR	21.40	Yevgeniy Mironov	URS	20.34	Dave Laut	USA	19.90
1985	Ulf Timmermann	GDR	22.00	Sergey Smirnov	URS	21.72	Alessandro Andrei	EUR	21.14
1989	Ulf Timmermann	GDR	21.68	Werner Günthör	EUR	21.40	Randy Barnes	USA	21.10
1992	Mike Stulce	USA	21.34	Sergey Nikolayev	EUN	20.14	Werner Günthör	EUR	19.75
1994	C. J. Hunter	USA	19.92	Aleksandr Klymenko	EUR	19.16	Courtney Ireland	OCE	18.93
1998	John Godina	USA	21.48	Aleksandr Bagach	EUR	20.45	Oliver-Sven Buder	GER	20.42
2002	Adam Nelson	USA	20.80	Justin Anlezark	OCE	20.77	Ralf Bartels	GER	20.67
2006	Ralf Bartels	EUR	20.67	Reese Hoffa	USA	20.60	Pavel Sofin	RUS	20.45
2010	Christian Cantwell	AME	21.87	Tomasz Majewski	EUR	21.22	Andrei Mikhnevich	EUR	20.68
Discus Throw									
1977	Wolfgang Schmidt	GDR	67.14	Mac Wilkins	USA	66.64	Hein-Direck Neu	FRG	62.64
1979	Wolfgang Schmidt	GDR	66.02	Mac Wilkins	USA	64.92	Luís Mariano Delis	AME	63.50
1981	Armin Lemme	GDR	66.38	Luís Mariano Delis	AME	66.26	Imrich Bugár	EUR	64.38
1985	Georgiy Kolnootchenko	URS	69.08	Jürgen Schult	GDR	68.30	Luís Mariano Delis	AME	67.60
1989	Jürgen Schult	GDR	67.12	Luís Mariano Delis	AME	66.72	Rolf Danneberg	EUR	65.30
1992	Tony Washington	USA	64.86	Roberto Moya	AME	63.66	Yu Wenge	ASI	63.06
1994	Vladimir Dubrovshchik	EUR	64.54	Alexis Elizalde	AME	61.50	Adewale Olukoju	AFR	60.22
1998	Virgilijus Alekna	EUR	69.66	Lars Riedel	GER	67.47	Frantz Kruger	AFR	65.73

YEAR	FIRST			SECOND			THIRD		
2002	Róbert Fazekas	EUR	71.25	Frantz Kruger	AFR	66.78	Mario Pestano	ESP	64.64
2006	Virgilijus Alekna	EUR	67.19	Ehsan Hadadi	ASI	62.60	Ian Waltz	USA	62.12
2010	Robert Harting	EUR	66.85	Benn Harradine	APA	66.45	Ehsan Hadadi	APA	64.55
Hammer Throw									
1977	Karl-Hans Riehm	FRG	75.64	Jochen Sachse	GDR	75.40	Peter Farmer	OCE	73.92
1979	Sergey Litvinov	URS	78.70	Karl-Hans Riehm	EUR	75.88	Roland Steuk	GDR	74.82
1981	Yuriy Sedykh	URS	77.42	Karl-Hans Riehm	EUR	75.60	GianPaolo Orlando	ITA	71.92
1985	Jüri Tamm	URS	82.12	Günther Rodehau	GDR	78.44	Jud Logan	USA	76.88
1989	Heinz Weis	EUR	77.68	Lance Deal	USA	76.38	Ralf Haber	GDR	76.28
1992	Tibor Gécsek	EUR	80.44	Igor Nikulin	EUN	78.28	Lance Deal	USA	77.08
1994	Andrey Abduvaliyev	ASI	81.72	Lance Deal	USA	81.14	Heinz Weis	GER	80.32
1998	Tibor Gécsek	EUR	82.68	Heinz Weis	GER	80.13	Andrey Abduvaliyev	ASI	79.40
2002	Adrián Annus	EUR	80.93	Koji Murofushi	ASI	80.08	Karsten Kobs	GER	78.44
2006	Koji Murofushi	ASI	82.01	Ivan Tikhon	EUR	80.00	Ilya Konovalov	RUS	77.14
2010	Libor Charfreitag	EUR	79.69	Dilshod Nazarov	APA	78.76	Mohamed Ali Al-Zinkawi	APA	76.73
Javelin Throw									
1977	Michael Wessing	FRG	87.46	Wolfgang Hanisch	GDR	84.28	Miklós Németh	EUR	80.82
1979	Wolfgang Hanisch	GDR	86.48	Mike O'Rourke	OCE	85.80	Antonio González	AME	83.44
1981	Dainis Kula	URS	89.74	Detlef Michel	GDR	89.38	Pentti Sinersaari	EUR	83.26
1985	Uwe Hohn	GDR	96.96	Heino Puuste	URS	87.40	Tom Petranoff	USA	87.34
1989	Steve Backley	GBR	85.90	Kazuhiro Mizoguchi	ASI	82.56	Volker Hadwich	GDR	80.30
1992	Jan Železný	EUR	88.26	Tom Petranoff	AFR	79.90	Vladimir Sasimovich	EUN	78.40
1994	Steve Backley	GBR	85.02	Raymond Hecht	GER	84.36	Gavin Lovegrove	OCE	82.28
1998	Steve Backley	GBR	88.71	Sergey Makarov	EUR	86.96	Raymond Hecht	GER	84.92
2002	Sergey Makarov	EUR	86.44	Boris Henry	GER	81.60	Emeterio González	AME	79.77
2006	Andreas Thorkildsen	EUR	87.17	Hardus Pienaar	AFR	83.62	Aleksandr Ivanov	RUS	81.87
2010	Andreas Thorkildsen	EUR	89.26	Hardus Pienaar	AFR	83.17	Matthias De Zordo	EUR	82.89
4 x 100 Metres Relay									
1977	United States		38.03	GDR		38.57	Americas		38.56
1979	Americas		38.70	United States		38.77	Europe		38.85
1981	Europe		38.73	GDR		38.79	United States		38.85
1985	United States		38.10	Americas		38.31	USSR		38.35
1989	United States		38.29	Great Britain & NI		38.34	Europe		38.47
1992	United States		38.48	Americas		38.51	Africa		39.08
1994	Great Britain & NI		38.46	Africa		38.97	United States		39.33
1998	Great Britain & NI		38.09	United States		38.25	Africa		38.29
2002	United States		37.95	Americas		38.32	Africa		38.63
2006	United States		37.59	Europe		38.45	Asia		38.51
2010	Americas		38.25	Asia-Pacific		39.28	Africa		39.82
4 x 400 Metres Relay									
1977	FRG		3:01.34	Europe		3:02.47	Americas		3:02.66
1979	United States		3:00.70	Europe		3:00.80	Africa		3:01.22
1981	United States		2:59.12	Europe		3:01.47	Americas		3:02.01
1985	United States		3:00.71	GDR		3:00.82	Oceania		3:01.35
1989	Americas		3:00.65	United States		3:00.99	Africa		3:01.88
1992	Africa		3:02.14	Americas		3:02.95	Great Britain & NI		3:03.95
1994	Great Britain & NI		3:01.34	Africa		3:02.66	Europe		3:03.26
1998	Great Britain & NI		2:59.71	Americas		2:59.77	Africa		3:01.08
2002	Americas		2:59.19	Africa		3:01.69	Asia		3:03.02
2006	United States		3:00.11	Americas		3:00.14	Africa		3:00.88
2010	Americas		2:59.00	Europe		2:59.84	Africa		3:02.62
INDIVIDUAL WOMEN									
100 Metres									
1977	Marlies Oelsner	GDR	11.16	Sonia Lannaman	EUR	11.26	Silvia Chivas	AME	11.34	0.0
1979	Evelyn Ashford	USA	11.06	Marlies Göhr	GDR	11.17	Annegret Richter	EUR	11.36	-0.9
1981	Evelyn Ashford	USA	11.02	Kathy Smallwood	EUR	11.10	Marlies Göhr	GDR	11.13	0.1
1985	Marlies Göhr	GDR	11.10	Grace Jackson	AME	11.30	-			-0.6
				Marina Zhirova	URS	11.30				
1989	Sheila Echols	USA	11.18	Mary Onyali	AFR	11.23	Silke Möller	GDR	11.24	1.2
1992	Natalya Voronova	EUN	11.33	Liliana Allen	AME	11.34	Tian Yumei	ASI	11.44	1.1
1994	Irina Privalova	EUR	11.32	Liliana Allen	AME	11.50	Mary Onyali	AFR	11.52	-1.7
1998	Marion Jones	USA	10.65	Chandra Sturrup	AME	10.97	Mary Onyali	AFR	11.05	1.1
2002	Tayna Lawrence	AME	11.06	Susanthika Jayasinghe	ASI	11.20	Endurance Ojokolo	AFR	11.26	-0.3

YEAR	FIRST			SECOND			THIRD			
2006	Sherone Simpson	AME	10.97	Torri Edwards	USA	11.19	Vida Anim	AFR	11.21	0.1
2010	Kelly-Ann Baptiste	AME	11.05	Shalonda Solomon	AME	11.09	Blessing Okagbare	AFR	11.14	1.4
200 Metres										
1977	Irena Szewinska	EUR	22.72	Bärbel Eckert	GDR	23.02	Tatyana Prorochenko	URS	23.26	-0.7
1979	Evelyn Ashford	USA	21.83	Marita Koch	GDR	22.02	Lyudmila Kondratyeva	URS	22.66	-0.2
1981	Evelyn Ashford	USA	22.18	Jarmila Kratochvílová	EUR	22.31	Bärbel Wöckel	GDR	22.41	0.7
1985	Marita Koch	GDR	21.90	Grace Jackson	AME	22.61	Marina Zhirova	URS	22.66	-0.7
1989	Silke Möller	GDR	22.46	Mary Onyali	AFR	22.82	Grace Jackson	AME	22.87	0.2
1992	Marie-José Pérec	EUR	23.07	Natalya Voronova	EUN	23.24	Chen Zhaojing	ASI	23.27	-0.3
1994	Merlene Ottey	AME	22.23	Irina Privalova	EUR	22.51	Cathy Freeman	OCE	22.72	-1.7
1998	Marion Jones	USA	21.62	Falilat Ogunkoya	AFR	22.25	Zhanna Pintusevich	EUR	22.35	-0.6
2002	Debbie Ferguson	AME	22.49	Muriel Hurtis	EUR	22.78	Myriam Mani	AFR	22.81	-0.8
2006	Sanya Richards	USA	22.23	Kim Gevaert	EUR	22.72	Vida Anim	AFR	22.81	-0.2
2010	Aleksandra Fedoriva	EUR	22.86	Yelizaveta Bryzgina	EUR	23.37	Cydonie Mothersill	AME	23.41	-0.6
400 Metres										
1977	Irena Szewinska	EUR	49.52	Marita Koch	GDR	49.76	Marina Sidorova	URS	51.29	
1979	Marita Koch	GDR	48.97	Mariya Pinigina	URS	50.60	Irena Szewinska	EUR	51.15	
1981	Jarmila Kratochvílová	EUR	48.61	Marita Koch	GDR	49.27	Jackie Pusey	AME	51.48	
1985	Marita Koch	GDR	47.60	Olga Vladykina	URS	48.27	Lillie Leatherwood	USA	50.43	
1989	Ana Quirot	AME	50.60	Grit Breuer	GDR	50.67	Falilat Ogunkoya	AFR	51.67	
1992	Jearl Miles	USA	50.64	Charmaine Crooks	AME	51.54	Lyudmila Dzhigalova	EUN	52.47	
1994	Irina Privalova	EUR	50.62	Fatima Yusuf	AFR	50.80	Jearl Miles	USA	51.24	
1998	Falilat Ogunkoya	AFR	49.52	Grit Breuer	GER	49.86	Sandie Richards	AME	50.33	
2002	Ana Guevara	AME	49.56	Jearl Miles-Clark	USA	50.27	Olesya Zykina	RUS	50.67	
2006	Sanya Richards	USA	48.70	Vanya Stambolova	EUR	50.09	Novlene Williams	AME	50.24	
2010	Amantle Montsho	BOT	49.89	Debbie Dunn	AME	50.21	Tatyana Firova	EUR	50.45	
800 Metres										
1977	Totka Petrova	EUR	1:59.20	Christine Liebetrau	GDR	1:59.47	Svetlana Styrkina	URS	1:59.72	
1979	Nikolina Shtereva	EUR	2:00.52	Nadezhda Mushta	URS	2:01.09	Anita Weiss	GDR	2:01.33	
1981	Lyudmila Veselkova	URS	1:57.48	Martina Steuk	GDR	1:58.31	Jolanta Januchta	EUR	1:58.32	
1985	Christine Wachtel	GDR	2:01.57	Jarmila Kratochvílová	EUR	2:01.99	Nadezhda Olizarenko	URS	2:02.17	
1989	Ana Quirot	AME	1:54.44	Sigrun Wodars	GDR	1:55.70	Doina Melinte	EUR	1:56.55	
1992	Maria Mutola	AFR	2:00.47	Joetta Clark	USA	2:01.60	Yelena Afanasyeva	EUN	2:02.19	
1994	Maria Mutola	AFR	1:58.27	Luciana Mendes	AME	2:00.13	Natalya Dukhnova	EUR	2:02.81	
1998	Maria Mutola	AFR	1:59.88	Yelena Afanasyeva	RUS	2:00.20	Letitia Vriesde	AME	2:00.56	
2002	Maria Mutola	AFR	1:58.60	Maite Martínez	ESP	1:59.24	Jolanda Čeplak	EUR	1:59.42	
2006	Zulia Calatayúd	AME	2:00.06	Janeth Jepkosgei	AFR	2:00.09	Olga Kotlyarova	RUS	2:00.84	
2010	Janeth Jepkosgei	AFR	1:57.88	Kenia Sinclair	AME	1:58.16	Mariya Savinova	EUR	1:58.27	
1500 Metres										
1977	Tatyana Kazankina	URS	4:12.74	Francie Larrieu	USA	4:13.0	Ulrike Bruns	GDR	4:13.1	
1979	Christiane Wartenburg	GDR	4:06.88	Giana Romanova	URS	4:08.73	Francie Larrieu	USA	4:09.16	
1981	Tamara Sorokina	URS	4:03.33	Gabriella Dorio	ITA	4:03.75	Ulrike Bruns	GDR	4:04.67	
1985	Hildegard Körner	GDR	4:10.86	Ravilya Agletdinova	URS	4:11.21	Doina Melinte	EUR	4:19.66	
1989	Paula Ivan	EUR	4:18.60	Yekaterina Podkopayeva	URS	4:19.44	Yvonne Mai	GDR	4:20.30	
1992	Yekaterina Podkopayeva	EUN	4:17.60	Małgorzata Rydz	EUR	4:18.16	Alisa Hill	USA	4:18.41	
1994	Hassiba Boulmerka	AFR	4:01.05	Angela Chalmers	AME	4:01.73	Kelly Holmes	GBR	4:10.81	
1998	Svetlana Masterkova	RUS	4:09.41	Jackline Maranga	AFR	4:10.30	Carla Sacramento	EUR	4:11.66	
2002	Süreyya Ayhan	EUR	4:02.57	Tatyana Tomashova	RUS	4:09.74	Kathleen Friedrich	GER	4:10.20	
2006	Maryam Jamal	ASI	4:00.84	Tatyana Tomashova	RUS	4:02.45	Sarah Jamieson	OCE	4:02.82	
2010	Hind Déhiba	EUR	4:19.78	Nicole Edwards	AME	4:21.34	Christin Wurth-Thomas	AME	4:21.46	
3000 Metres										
1977	Grete Waitz	EUR	8:43.50	Lyudmila Bragina	URS	8:46.3	Jan Merrill	USA	8:46.6	
1979	Svetlana Ulmasova	URS	8:36.32	Grete Waitz	EUR	8:38.59	Francie Larrieu	USA	8:53.02	
1981	Angelika Zauber	GDR	8:54.89	Maricica Puică	EUR	8:55.80	Silvana Cruciata	ITA	8:57.10	
1985	Ulrike Bruns	GDR	9:14.65	Tatyana Pozdnyakova	URS	9:15.65	Cindy Bremser	USA	9:21.15	
1989	Yvonne Murray	EUR	8:44.32	Tatyana Pozdnyakova	URS	8:49.42	PattiSue Plumer	USA	8:54.33	
1992	Derartu Tulu	AFR	9:05.89	Vera Chuvashova	EUN	9:08.30	Margareta Keszeg	EUR	9:09.03	
1994	Yvonne Murray	GBR	8:56.81	Robyn Meagher	AME	9:05.81	Gabriela Szabo	EUR	9:15.16	
1998	Gabriela Szabo	EUR	9:00.54	Zahra Ouaziz	AFR	9:01.35	Regina Jacobs	USA	9:11.15	
2002	Berhane Adere	AFR	8:50.88	Gabriela Szabo	EUR	8:50.89	Yelena Zadorozhnaya	RUS	8:50.93	
2006	Tirunesh Dibaba	AFR	8:33.78	Lidia Chojecka	POL	8:39.69	Kara Goucher	USA	8:41.42	
2010	Meseret Defar	AFR	9:03.33	Alemitu Bekele	EUR	9:04.08	Shannon Rowbury	AME	9:04.82	

YEAR	FIRST			SECOND			THIRD			
5000 Metres (From 1998)										
1998	Sonia O'Sullivan	EUR	16:24.52	Regina Jacobs	USA	16:26.24	Berhane Adere	AFR	16:38.81	
2002	Olga Yegorova	RUS	15:18.15	Marta Domínguez	ESP	15:19.73	Jo Pavey	EUR	15:20.10	
2006	Meseret Defar	AFR	14:39.11	Liliya Shobukhova	RUS	15:05.33	Kayoko Fukushi	ASI	15:06.69	
2010	Vivian Cheruiyot	AFR	16:05.74	Sentayehu Ejigu	AFR	16:07.11	Molly Huddle	USA	16:08.60	
3000 Metres Steeplechase (From 2006)										
2006	Alesya Turova	EUR	9:29.10	Cheruto Kiptum	AFR	9:31.44	Wioletta Janowska	POL	9:35.08	
2010	Yuliya Zarudneva	EUR	9:25.46	Milcah Chemos	AFR	9:25.84	Sofia Assefa	AFR	9:29.53	
10,000 Metres (Replaced with 5000m from 1998)										
1985	Aurora Cunha	EUR	32:07.50	Mary Knisely	USA	32:19.93	Olga Bondarenko	URS	32:27.70	
1989	Kathrin Ullrich	GDR	31:33.92	Ingrid Kristiansen	EUR	31:42.01	Natalya Sorokivskaya	URS	32:15.53	
1992	Derartu Tulu	AFR	33:38.97	Christine Toonstra	EUR	33:46.19	Zhong Huandi	ASI	33:53.09	
1994	Elana Meyer	AFR	30:52.51	Fernanda Ribeiro	EUR	31:04.25	Wei Li	ASI	32:37.94	
100 Metres Hurdles										
1977	Grażyna Rabsztyn	EUR	12.70	Johanna Klier	GDR	12.86	Lyubov Nikitenko	URS	12.87	0.0
1979	Grażyna Rabsztyn	EUR	12.67	Tatyana Anisimova	URS	12.75	Kerstin Knabe	GDR	13.03	-0.1
1981	Tatyana Anisimova	URS	12.85	Kerstin Knabe	GDR	12.91	Lucyna Langer	EUR	12.97	0.1
1985	Cornelia Oschkenat	GDR	12.72	Ginka Zagorcheva	EUR	12.72	Svetlana Gusarova	URS	13.01	-1.8
1989	Cornelia Oschkenat	GDR	12.60	Lyudmila Narozhilenko	URS	12.80	Lynda Tolbert	USA	12.86	0.4
1992	Aliuska López	AME	13.06	Anne Piquereau	EUR	13.13	Gabriele Roth	GER	13.34	-0.8
1994	Aliuska López	AME	12.91	Svetla Dimitrova	EUR	12.95	Jacqui Agyepong	GBR	13.02	-0.9
1998	Glory Alozie	AFR	12.58w	Angie Vaughan	USA	12.67	Irina Korotya	RUS	12.77	2.7
2002	Gail Devers	USA	12.65	Brigitte Foster	AME	12.82	Glory Alozie	ESP	12.95	-0.8
2006	Brigitte Foster-Hylton	JAM	12.67	Susanna Kallur	EUR	12.77	Ginnie Powell	USA	12.90	-0.6
2010	Sally Pearson	APA	12.65	LoLo Jones	AME	12.66	Perdita Felicien	AME	12.68	-0.5
400 Metres Hurdles										
1979	Bärbel Klepp	GDR	55.83	Marina Makeyeva	URS	56.02	Deborah Esser	USA	56.75	
1981	Ellen Fiedler	GDR	54.82	Genowefa Błaszak	EUR	56.20	Anna Kastetskaya	URS	56.37	
1985	Sabine Busch	GDR	54.44	Judi Brown King	USA	55.10	Debbie Flintoff-King	OCE	55.34	
1989	Sandra Farmer-Patrick	USA	53.84	Tatyana Ledovskaya	URS	54.68	Sally Gunnell	EUR	55.25	
1992	Sandra Farmer-Patrick	USA	55.38	Gowry Retchakan	EUR	55.66	Margarita Ponomaryova	EUN	56.46	
1994	Sally Gunnell	GBR	54.80	Silvia Rieger	GER	56.14	Anna Knoroz	EUR	56.63	
1998	Nezha Bidouane	AFR	52.96	Deon Hemmings	AME	53.03	Kim Batten	USA	53.17	
2002	Yuliya Pechonkina	RUS	53.74	Sandra Glover	USA	54.46	Jana Pittman	OCE	55.15	
2006	Yuliya Nosova	RUS	53.88	Lashinda Demus	USA	54.06	Anna Jesien	POL	54.48	
2010	Nickiesha Wilson	AME	54.52	Joke Odumosu	AFR	54.59	Vania Stambolova	EUR	54.89	
High Jump										
1977	Rosemarie Ackermann	GDR	1.98	Sara Simeoni	EUR	1.92	Debbie Brill	AME	1.89	
1979	Debbie Brill	AME	1.96	Sara Simeoni	EUR	1.94	Nina Serbina	URS	1.90	
1981	Ulrike Meyfarth	EUR	1.96	Tamara Bykova	URS	1.96	Pam Spencer	USA	1.92	
1985	Stefka Kostadinova	EUR	2.00	Tamara Bykova	URS	1.97	Susanne Helm	GDR	1.97	
1989	Silvia Costa	AME	2.04	Tamara Bykova	URS	1.97	Alina Astafei	EUR	1.94	
							Heike Balck	GDR	1.94	
1992	Ioamnet Quintero	AME	1.94	Alina Astafei	EUR	1.91	Lucienne N'da	AFR	1.88	
1994	Britta Bilač	EUR	1.91	Charmaine Weavers	AFR	1.91	Silvia Costa	AME	1.91	
1998	Monica Dinescu	EUR	1.98	Hestrie Storbeck	AFR	1.96	Tisha Waller	USA	1.93	
2002	Hestrie Cloete	AFR	2.02	Kajsa Bergqvist	EUR	2.02	Marina Kuptsova	RUS	2.00	
2006	Yelena Slesarenko	RUS	1.97	Tia Hellebaut	EUR	1.97	Amy Acuff	USA	1.94	
							Marina Aitova	ASI	1.94	
2010	Blanka Vlašić	EUR	2.05	Emma Green	EUR	1.95	Levern Spencer	AME	1.88	
							Nadiya Dusanova	APR	1.88	
Pole Vault (From 2002)										
2002	Annika Becker	GER	4.55	Svetlana Feofanova	RUS	4.40	Dana Cervantés	ESP	4.30	
2006	Yelena Isinbaeva	RUS	4.60	Fabiana Murer	AME	4.55	Gao Shuying	ASI	4.50	
2010	Svetlana Feofanova	EUR	4.70	Lisa Ryzih	EUR	4.60	Fabiana Murer	AME	4.50	
Long Jump										
1977	Lynette Jacenko	OCE	6.54	Jarmila Nygrýnová	EUR	6.48	Tatyana Skachko	URS	6.48	
1979	Anita Stukané	URS	6.64	Brigitte Wujak	GDR	6.55	Kathy McMillan	USA	6.31	
1981	Sigrid Ulbricht	GDR	6.80	Jodi Anderson	USA	6.61	Anna Włodarczyk	EUR	6.59	
1985	Heike Drechsler	GDR	7.27	Galina Chistyakova	URS	7.00	Carol Lewis	USA	6.88	
1989	Galina Chistyakova	URS	7.10	Marieta ilcu	EUR	6.71	Nicole Boegman	OCE	6.64	
1992	Heike Drechsler	GER	7.16	Yelena Sinchukova	EUN	6.85	Ljudmila Ninova	EUR	6.59	
1994	Inessa Kravets	EUR	7.00	Niurka Montalvo	AME	6.70	Christy Opara-Thompson	AFR	6.66	

YEAR	FIRST			SECOND			THIRD		
1998	Heike Drechsler	GER	7.07	Marion Jones	USA	7.00	Guan Yingnan	ASI	6.74
2002	Tatyana Kotova	RUS	6.85	Maurren Higa Maggi	AME	6.81	Conchi Montaner	ESP	6.68
2006	Lyudmila Kolchanova	RUS	6.78	Naide Gomes	EUR	6.68	Hrisopiyí Devetzí	EUR	6.64
2010	Yuliya Tarasova	APA	6.70	Yargelis Savigne	AME	6.63	Olga Rypakova	APA	6.60
Triple Jump									
1992	Li Huirong	ASI	13.88	Galina Chistyakova	EUN	13.67	Eloina Echevarría	AME	13.45
1994	Anna Biryukova	EUR	14.46	Sheila Hudson-Strudwick	USA	14.00	Ren Ruiping	ASI	13.84
1998	Olga Vasdhéki	EUR	14.64	Tatyana Lebedeva	RUS	14.36	Yamilé Aldama	AME	14.29
2002	Françoise Mbango	AFR	14.37	Ashia Hansen	GBR	14.32	Carlota Castrejana	ESP	14.13
2006	Tatyana Lebedeva	RUS	15.13	Hrisopiyí Devetzí	EUR	15.04	Yamilé Aldama	AFR	14.78
2010	Olga Rypakova	APA	15.25	Olga Saladuhka	EUR	14.70	Yargelis Savigne	AME	14.63
Shot Put									
1977	Ilona Slupianek	GDR	20.93	Svetlana Krachevskaya	URS	20.39	Maren Seidler	USA	15.50
1979	Ilona Slupianek	GDR	20.98	Helena Fibingerová	EUR	19.74	Svetlana Krachevskaya	URS	19.70
1981	Ilona Slupianek	GDR	20.60	Helena Fibingerová	EUR	19.92	María Sarriá	AME	19.21
1985	Natalya Lisovskaya	URS	20.69	Heike Hartwig	GDR	19.98	Helena Fibingerová	EUR	19.17
1989	Huang Zhihong	ASI	20.73	Heike Hartwig	GDR	20.62	Claudia Losch	EUR	20.10
1992	Belsis Laza	AME	19.19	Marina Antonyuk	EUN	17.98	Kathrin Neimke	GER	17.97
1994	Huang Zhihong	ASI	19.45	Belsis Laza	AME	19.07	Astrid Kumbernuss	GER	18.89
1998	Vita Pavlysh	EUR	20.59	Irina Korzhanenko	RUS	19.04	Connie Price-Smith	USA	18.79
2002	Irina Korzhanenko	RUS	20.20	Yumileidi Cumbá	AME	19.14	Astrid Kumbernuss	GER	19.11
2006	Valerie Vili	OCE	19.87	Olga Ryabinkina	RUS	19.54	Yumileidi Cumbá	AME	19.12
2010	Valerie Adams	APA	20.86	Nadezhda Ostapchuk	EUR	20.18	Gong Lijiao	APA	20.13
Discus Throw									
1977	Faina Melnyk	URS	68.10	Argentina Menis	EUR	63.38	Sabine Engel	GDR	63.12
1979	Evelin Jahl	GDR	65.18	Svetlana Melnikova	URS	65.14	María Betancourt	AME	62.84
1981	Evelin Jahl	GDR	66.70	Mariya Petkova	EUR	66.30	Galina Savinkova	URS	63.96
1985	Martina Opitz	GDR	69.78	Galina Savinkova	URS	67.30	Maritza Martén	AME	66.54
1989	Ilke Wyludda	GDR	71.54	Hou Xuemei	ASI	66.04	Maritza Martén	AME	65.40
1992	Maritza Martén	AME	69.30	Ilka Wyludda	GER	67.90	Min Chunfeng	ASI	63.38
1994	Ilke Wyludda	GER	65.30	Ellina Zvereva	EUR	63.86	Daniela Costian	OCE	63.38
1998	Franka Dietzsch	GER	67.07	Nicoleta Grasu	EUR	66.25	Natalya Sadova	RUS	64.38
2002	Beatrice Faumuina	OCE	62.47	Ekateríni Vóggoli	EUR	61.77	Natalya Sadova	RUS	61.30
2006	Franka Dietzsch	EUR	66.07	Aretha Thurmond	USA	61.83	Song Aimin	ASI	61.47
2010	Li Yanfeng	APA	63.79	Sandra Perković	EUR	63.29	Yarelis Barrios	AME	62.58
Hammer Throw (From 2002)									
2002	Gu Yuan	ASI	70.75	Yipsi Moreno	AME	69.65	Olga Kuzenkova	RUS	66.98
2006	Kamila Skolimowska	POL	75.29	Tatyana Lysenko	RUS	74.44	Yipsi Moreno	AME	73.99
2010	Tatyana Lysenko	EUR	73.88	Zhang Wenxiu	APA	73.69	Yipsi Moreno	AME	72.73
Javelin Throw									
1977	Ruth Fuchs	GDR	62.36	Nadezhda Yakubovich	URS	62.02	Tessa Sanderson	EUR	60.30
1979	Ruth Fuchs	GDR	66.10	Eva Raduly-Zörgö	EUR	65.82	Mª Caridad Colón	AME	63.50
1981	Antoaneta Todorova	EUR	70.08	Petra Felke	GDR	66.60	Karin Smith	USA	63.04
1985	Olga Gavrilova	URS	66.80	Petra Felke	GDR	66.22	Fatima Whitbread	EUR	65.12
1989	Petra Felke	GDR	70.32	Li Zhang	ASI	61.50	Laverne Eve	AME	60.32
1992	Tessa Sanderson	EUR	61.86	Irina Kostyuchenkova	EUN	58.10	Dulce García	AME	58.08
1994	Trine Hattestad	EUR	66.48	Isel López	AME	61.40	Karen Forkel	GER	61.26
1998	Joanna Stone	OCE	69.85	Sonia Bisset	AME	65.50	Mikaela Ingberg	EUR	64.24
2002	Osleidys Menéndez	AME	64.41	Tatyana Shikolenko	RUS	60.11	Mikaela Ingberg	EUR	60.08
2006	Steffi Nerius	EUR	63.37	Sonia Bisset	AME	61.74	Justine Robbeson	AFR	61.38
2010	Maria Abakumova	EUR	68.14	Sunette Viljoen	AFR	62.21	Kim Mickle	APA	61.36
4 x 100 Metres Relay									
1977	Europe		42.51	GDR		42.65	USSR		42.91
1979	Europe		42.19	GDR		42.32	USSR		42.52
1981	GDR		42.22	United States		42.82	USSR		43.01
1985	GDR		41.37	USSR		42.54	Europe		43.38
1989	GDR		42.21	USSR		42.76	United States		42.83
1992	Asia		43.63	Europe		44.02	Africa		44.21
1994	Africa		42.92	Germany		43.22	Oceania		43.36
1998	United States		42.00	Americas		42.44	Germany		42.81
2002	Americas		41.91	Africa		42.99	Europe		43.30
2006	Americas		42.26	Russia		42.36	Africa		43.61
2010	Americas		43.07	Europe		43.77	Africa		43.88

YEAR	FIRST		SECOND		THIRD	
4 x 400 Metres Relay						
1977	GDR	3:24.04	Europe	3:25.8	USSR	3:27.0
1979	GDR	3:20.37	USSR	3:23.04	United States	3:27.36
1981	GDR	3:20.62	Europe	3:23.03	Americas	3:26.42
1985	GDR	3:19.49	USSR	3:20.60	Europe	3:28.47
1989	Americas	3:23.05	GDR	3:23.97	USSR	3:26.15
1992	Americas	3:29.73	Unified Team	3:30.43	Africa	3:31.90
1994	Great Britain & NI	3:27.36	Germany	3:27.59	Americas	3:27.91
1998	Germany	3:24.26	Americas	3:24.39	Russia	3:25.15
2002	Americas	3:23.53	Russia	3:26.59	Africa	3:26.84
2006	Americas	3:19.84	United States	3:20.69	Russia	3:21.21
2010	Americas	3:26.37	Europe	3:26.58	Africa	3:27.99

IAAF WORLD CROSS COUNTRY CHAMPIONSHIPS

Venues - 1973: Waregem (17 Mar); 1974: Monza (16 Mar); 1975: Rabat (16 Mar); 1976: Chepstow (28 Feb); 1977: Düsseldorf (20 Mar); 1978: Glasgow (25 Mar); 1979: Limerick (25 Mar); 1980: Paris (9 Mar); 1981: Madrid (28 Mar); 1982: Roma (21 Mar); 1983: Gateshead (20 Mar); 1984: New York (25 Mar); 1985: Lisboa (24 Mar); 1986: Neuchâtel (23 Mar); 1987: Warzawa (22 Mar); 1988: Auckland (26 Mar); 1989: Stavanger (19 Mar); 1990: Aix-les-Bains (25 Mar); 1991: Antwerpen (24 Mar); 1992: Boston (21 Mar); 1993: Amorebieta (23 Mar); 1994: Budapest (26 Mar); 1995: Durham (25 Mar); 1996: Cape Town (23 Mar); 1997: Torino (23 Mar); 1998: Marrakech (21/22 Mar); 1999: Belfast (27/28 Mar); 2000: Vilamoura (18/19 Mar); 2001: Oostende (24/25 Mar); 2002: Dublin (23/24 Mar); 2003: Lausanne (29/30 Mar); 2004: Bruxelles (20/21 Mar); 2005: St Galmier (19/20 Mar); 2006: Fukuoka (1/2 Apr); 2007: Mombasa (24 Mar); 2008: Edinburgh (30 Mar); 2009: Amman (28 Mar); 2010: Bydgoszcz (27 Mar); 2011: Punta Umbría (20 Mar). Thereafter held biennially. *2013: Bydgoszcz (13 Mar)*

MEN

Short Course (1998-2006)

Individuals

1998	John Kibowen	KEN	10:43	Daniel Komen	KEN	10:46	Paul Kosgei	KEN	10:50
1999	Benjamin Limo	KEN	12:28	Paul Kosgei	KEN	12:31	Haylu Mekonnen	ETH	12:35
2000	John Kibowen	KEN	11:11	Sammy Kipketer	KEN	11:12	Paul Kosgei	KEN	11:15
2001	Enock Koech	KEN	12:40	Kenenisa Bekele	ETH	12:42	Benjamin Limo	KEN	12:43
2002	Kenenisa Bekele	ETH	12:11	Luke Kipkosgei	KEN	12:18	Haylu Mekonnen	ETH	12:20
2003	Kenenisa Bekele	ETH	11:01	John Kibowen	KEN	11:04	Benjamin Limo	KEN	11:06
2004	Kenenisa Bekele	ETH	11:31	Gebre-egziabher Gebremariam	ETH	11:36	Maregu Zewdie	ETH	11:42
2005	Kenenisa Bekele	ETH	11:33	Abraham Chebii	KEN	11:38	Isaac Songok	KEN	11:39
2006	Kenenisa Bekele	ETH	10:54	Isaac Songok	KEN	10:55	Adil Kaouch	MAR	10:57

Teams

1998	Kenya	10	Morocco	42	Ethiopia	60
1999	Kenya	14	Morocco	45	Ethiopia	55
2000	Kenya	10	Ethiopia	46	Morocco	68
2001	Kenya	13	Morocco	48	Ethiopia	51
2002	Kenya	20	Ethiopia	32	Spain	57
2003	Kenya	14	Ethiopia	31	Morocco	44
2004	Ethiopia	17	Qatar	39	Kenya	52
2005	Ethiopia	23	Kenya	31	Qatar	32
2006	Kenya	21	Ethiopia	48	Morocco	53

Long Course

Individuals

1973	Pekka Päivärintä	FIN	35:46	Mariano Haro	ESP	35:46	Rod Dixon	NZL	36:00
1974	Erik De Beck	BEL	35:24	Mariano Haro	ESP	35:25	Karel Lismont	BEL	35:27
1975	Ian Stewart	SCO	35:20	Mariano Haro	ESP	35:21	Bill Rodgers	USA	35:27
1976	Carlos Lopes	POR	34:48	Tony Simmons	ENG	35:04	Bernie Ford	ENG	35:07
1977	Leon Schots	BEL	37:43	Carlos Lopes	POR	37:48	Detlef Uhlemann	FRG	37:52
1978	John Treacy	IRL	39:25	Aleksandr Antipov	URS	39:28	Karol Lismont	BEL	39:32
1979	John Treacy	IRL	37:20	Bronisław Malinowski	POL	37:29	Aleksandr Antipov	URS	37:30
1980	Craig Virgin	USA	37:02	Hans-Jürgen Orthmann	FRG	37:03	Nick Rose	ENG	37:06
1981	Craig Virgin	USA	35:05	Mohamed Kedir	ETH	35:07	Fernando Mamede	POR	35:09
1982	Mohamed Kedir	ETH	33:41	Alberto Salazar	USA	33:45	Rod Dixon	NZL	34:02
1983	Bekele Debele	ETH	36:52	Carlos Lopes	POR	36:52	Some Muge	KEN	36:52
1984	Carlos Lopes	POR	33:25	Tim Hutchings	ENG	33:30	Steve Jones	WAL	33:32
1985	Carlos Lopes	POR	33:33	Paul Kipkoech	KEN	33:37	Wodajo Bulti	ETH	33:38
1986	John Ngugi	KEN	35:33	Abebe Mekonnen	ETH	35:35	Joseph Kiptum	KEN	35:40
1987	John Ngugi	KEN	36:07	Paul Kipkoech	KEN	36:07	Paul Arpin	FRA	36:51
1988	John Ngugi	KEN	34:32	Paul Kipkoech	KEN	34:54	William Koskei	KEN	35:07

YEAR	GOLD			SILVER			BRONZE		
1989	John Ngugi	KEN	39:42	Tim Hutchings	GBR	40:10	Wilfred Kirochi	KEN	40:21
1990	Khalid Skah	MAR	34:21	Moses Tanui	KEN	34:21	Julius Korir	KEN	34:22
1991	Khalid Skah	MAR	33:53	Moses Tanui	KEN	33:54	Simon Karori	KEN	33:54
1992	John Ngugi	KEN	37:05	William Mutwol	KEN	37:17	Fita Bayissa	ETH	37:18
1993	William Sigei	KEN	32:15	Dominic Kirui	KEN	32:56	Ismael Kirui	KEN	32:59
1994	William Sigei	KEN	34:29	Simon Chemoiywo	KEN	34:30	Haile Gebrselassie	ETH	34:32
1995	Paul Tergat	KEN	34:05	Ismael Kirui	KEN	34:13	Salah Hissou	MAR	34:14
1996	Paul Tergat	KEN	33:44	Salah Hissou	MAR	33:56	Ismael Kirui	KEN	33:57
1997	Paul Tergat	KEN	35:11	Salah Hissou	MAR	35:13	Thomas Nyariki	KEN	35:20
1998	Paul Tergat	KEN	34:01	Paul Koech	KEN	34:06	Assefa Mezgebu	ETH	34:28
1999	Paul Tergat	KEN	38:28	Patrick Ivuti	KEN	38:32	Paulo Guerra	POR	38:46
2000	Mohammed Mourhit	BEL	35:00	Assefa Mezgebu	ETH	35:01	Paul Tergat	KEN	35:02
2001	Mohammed Mourhit	BEL	39:53	Sergey Lebed	UKR	40:03	Charles Kamathi	KEN	40:05
2002	Kenenisa Bekele	ETH	34:52	John Yuda	TAN	34:58	Wilberforce Taleli	KEN	35:20
2003	Kenenisa Bekele	ETH	35:56	Patrick Ivuti	KEN	36:09	Gebre-egziabher Gebremariam	ETH	36:17
2004	Kenenisa Bekele	ETH	35:52	Gebre-egziabher Gebremariam	ETH	36:10	Sileshi Sihine	ETH	36:11
2005	Kenenisa Bekele	ETH	35:06	Zersenay Tadese	ERI	35:20	Abdullah Ahmad Hassan	QAT	35:34
2006	Kenenisa Bekele	ETH	35:40	Sileshi Sihine	ETH	35:43	Martin Mathathi	KEN	35:44
2007	Zersenay Tadese	ERI	35:50	Moses Mosop	KEN	36:13	Bernard Kipyego	KEN	36:37
2008	Kenenisa Bekele	ETH	34:38	Leonard Komon	KEN	34:41	Zersenay Tadese	ERI	34:43
2009	Gebre-egziabher Gebremariam	ETH	35:02	Moses Kipsiro	KEN	35:04	Zersenay Tadese	ERI	35:04
2010	Joseph Ebuya	KEN	33:00	Teklemariam Medhin	ERI	33:06	Moses Kipsiro	UGA	33:10
2011	Imana Marga	ETH	33:50	Paul Tanui	KEN	33:52	Vincent Chepkok	KEN	33:53

Teams

1973	Belgium	109	USSR	119	New Zealand	136
1974	Belgium	103	England	109	France	215
1975	New Zealand	127	England	193	Belgium	213
1976	England	90	Belgium	118	France	187
1977	Belgium	126	England	129	USSR	144
1978	France	151	USA	156	England	159
1979	England	119	Ireland	198	USSR	210
1980	England	100	USA	163	Belgium	175
1981	Ethiopia	81	USA	114	Kenya	220
1982	Ethiopia	98	England	114	USSR	257
1983	Ethiopia	104	USA	170	Kenya	191
1984	Ethiopia	134	USA	161	Portugal	223
1985	Ethiopia	130	Kenya	141	USA	154
1986	Kenya	45	Ethiopia	119	USA	204
1987	Kenya	53	England	146	Ethiopia	161
1988	Kenya	23	Ethiopia	103	France	134
1989	Kenya	44	Great Britain & NI	147	Ethiopia	162
1990	Kenya	42	Ethiopia	96	Spain	176
1991	Kenya	38	Ethiopia	104	Spain	198
1992	Kenya	46	France	145	Great Britain & NI	147
1993	Kenya	25	Ethiopia	82	Portugal	167
1994	Kenya	34	Morocco	83	Ethiopia	133
1995	Kenya	62	Morocco	111	Spain	120
1996	Kenya	33	Morocco	99	Ethiopia	107
1997	Kenya	51	Morocco	70	Ethiopia	125
1998	Kenya	12	Ethiopia	57	Morocco	60
1999	Kenya	12	Ethiopia	57	Portugal	77
2000	Kenya	18	Ethiopia	68	Portugal	69
2001	Kenya	33	France	72	United States	87
2002	Kenya	18	Ethiopia	43	Morocco	58
2003	Kenya	13	Ethiopia	23	Morocco	51
2004	Ethiopia	14	Kenya	30	Eritrea	66
2005	Ethiopia	24	Kenya	35	Qatar	42
2006	Kenya	24	Eritrea	28	Ethiopia	42
2007	Kenya	29	Morocco	152	Uganda	191
2008	Kenya	39	Ethiopia	104	Qatar	143
2009	Kenya	28	Ethiopia	28	Eritrea	50
2010	Kenya	20	Eritrea	44	Ethiopia	66
2011	Kenya	14	Ethiopia	38	Uganda	49

JUNIOR MEN

Individuals

1973	Jim Brown	SCO	20:52	Cisneros Haro	ESP	21:00	Leon Schots	BEL	21:07
1974	Rich Kimball	USA	21:31	Venanzio Ortis	ITA	21:33	John Treacy	IRL	21:43
1975	Bobby Thomas	USA	21:00	José Luis González	ESP	21:18	John Treacy	IRL	21:23
1976	Eric Hulst	USA	23:54	Thom Hunt	USA	24:07	Nat Muir	SCO	24:17

YEAR	GOLD			SILVER			BRONZE		
1977	Thom Hunt	USA	23:15	Santiago Llorente	ESP	23:28	Ari Paunonen	FIN	23:39
1978	Mick Morton	ENG	22:57	Rob Earl	CAN	23:10	José Alario	ESP	23:11
1979	Eddy De Pauw	BEL	23:02	Steve Binns	ENG	23:09	Ildar Denikeyev	URS	23:20
1980	Jorge García	ESP	22:17	Valeriy Gryaznov	URS	22:23	Ed Eyestone	USA	22:27
1981	Mohamed Chouri	TUN	22:04	Yevgeniy Zerebin	URS	22:06	Keith Brantly	USA	22:07
1982	Zurabachev Gelaw	ETH	22:46	Adugna Lema	ETH	22:47	Stefano Mei	ITA	22:49
1983	Fisha Abebe	ETH	24:58	Angaso Telga	ETH	24:59	Jon Richards	ENG	25:07
1984	Pere Casacuberta	ESP	21:32	Doju Tessema	ETH	21:34	Giovanni Castellano	CAN	21:37
1985	Kipkemboi Kimeli	KEN	22:18	Habte Negash	ETH	22:37	Woldsilase Milkesa	ETH	22:37
1986	Feyisa Melese	ETH	22:48	Sammy Kibiwot	KEN	22:53	Demeke Bekele	ETH	22:56
1987	Wilfred Kirochi	KEN	22:18	Demeke Bekele	ETH	22:18	Demisse Debebe	ETH	22:20
1988	Wilfred Kirochi	KEN	23:25	Alfonce Muindi	KEN	23:39	Bedilu Kibret	ETH	23:41
1989	Addis Abebe	ETH	25:07	Kipyego Kororia	KEN	25:31	Stephen Nyamu	KEN	25:33
1990	Kipyego Kororia	KEN	22:13	Richard Chelimo	KEN	22:14	Fita Bayissa	ETH	22:24
1991	Andrew Sambu	TAN	23:59	Muindi Mumo	KEN	24:04	Fita Bayissa	ETH	24:04
1992	Ismael Kirui	KEN	23:27	Haile Gebrselassie	ETH	23:35	Josphat Machuka	KEN	23:37
1993	Philip Mosima	KEN	20:18	Christopher Kosgei	KEN	20:20	Josphat Machuka	KEN	20:23
1994	Philip Mosima	KEN	24:15	Daniel Komen	KEN	24:17	Abreham Tsige	ETH	24:46
1995	Assefa Mezgebu	ETH	24:12	Dejene Lidetu	ETH	24:14	David Chelule	KEN	24:16
1996	David Chelule	KEN	24:06	Assefa Mezgebu	ETH	24:19	Samuel Chepkok	KEN	24:24
1997	Elijah Korir	KEN	24:21	Million Wolde	ETH	24:28	Paul Kosgei	KEN	24:29
1998	Million Wolde	ETH	22:47	Richard Limo	KEN	22:50	Haylu Mekonnen	ETH	22:51
1999	Haylu Mekonnen	ETH	25:38	Richard Limo	KEN	25:43	Kipchumba Mitei	KEN	25:45
2000	Robert Kipchumba	KEN	22:49	Duncan Lebo	KEN	22:52	John Cheruiyot Korir	KEN	22:55
2001	Kenenisa Bekele	ETH	25:04	Duncan Lebo	KEN	25:37	Dathan Ritzenhein	USA	25:46
2002	Gebre-egziabher Gebremariam	ETH	23:18	Abel Cheruiyot	KEN	23:19	Boniface Kiprop	UGA	23:28
2003	Eliud Kipchoge	KEN	22:47	Boniface Kiprop	UGA	22:49	Solomon Bushendich	KEN	22:51
2004	Meba Tadesse	ETH	24:01	Boniface Kiprop	UGA	24:03	Ernest Meli	KEN	24:16
2005	Augustine Choge	KEN	23:59	Bernard Kiprop Kipyego	KEN	24:00	Barnabas Kosgei	KEN	24:00
2006	Mang'ata Ndiwa	KEN	23:53	Leonard Komon	KEN	23:54	Tariku Bekele	ETH	23:56
2007	Asbel Kiprop	KEN	24:07	Vincent Chepkok	KEN	24:12	Mathew Kisorio	KEN	24:23
2008	Ibrahim Jeylan	ETH	22:38	Ayele Abshero	ETH	22:40	Lucas Rotich	KEN	22:42
2009	Ayele Abshero	ETH	23:26	Titus Mbishei	KEN	23:30	Moses Kibet	UGA	23:35
2010	Caleb Ndiku	KEN	22:07	Clement Langat	KEN	22:09	Japhet Korir	KEN	22:12
2011	Geoffrey Kipsang	KEN	22:21	Thomas Ayeko	UGA	22:27	Patrick Mutunga	KEN	22:32

Teams

1973	Spain	18	Italy	22	England	24
1974	USA	22	Morocco	58	Italy	90
1975	USA	29	Ireland	35	Spain	44
1976	USA	16	Spain	60	England	91
1977	USA	36	Spain	40	Canada	67
1978	England	53	Canada	53	Spain	54
1979	Spain	57	England	74	USSR	75
1980	USSR	50	USA	75	Spain	79
1981	USA	23	England	61	Canada	66
1982	Ethiopia	12	Italy	37	USA	70
1983	Ethiopia	13	Spain	41	England	58
1984	Ethiopia	21	Spain	34	England	69
1985	Ethiopia	16	Kenya	26	Spain	64
1986	Ethiopia	13	Kenya	32	Spain	52
1987	Ethiopia	19	Kenya	20	Japan	73
1988	Kenya	13	Ethiopia	33	Spain	61
1989	Kenya	14	Ethiopia	22	Italy	76
1990	Kenya	12	Ethiopia	27	Italy	85
1991	Kenya	19	Ethiopia	26	Tanzania	54
1992	Kenya	18	Ethiopia	28	Japan	90
1993	Kenya	10	Ethiopia	27	Morocco	76
1994	Kenya	18	Ethiopia	27	Morocco	78
1995	Kenya	23	Ethiopia	25	Morocco	72
1996	Kenya	13	Ethiopia	26	Morocco	94
1997	Kenya	13	Ethiopia	31	Morocco	74
1998	Ethiopia	16	Kenya	20	Morocco	65
1999	Kenya	16	Ethiopia	24	Tanzania	77
2000	Kenya	10	Ethiopia	47	Uganda	68
2001	Kenya	24	Ethiopia	25	Uganda	68
2002	Kenya	18	Ethiopia	24	Uganda	37
2003	Kenya	15	Ethiopia	28	Uganda	48
2004	Kenya	20	Ethiopia	25	Uganda	33

YEAR	GOLD			SILVER			BRONZE		
2005	Kenya		10	Ethiopia		37	Qatar		75
2006	Kenya		16	Ethiopia		24	Eritrea		44
2007	Kenya		10	Eritrea		44	Ethiopia		54
2008	Kenya		21	Ethiopia		28	Uganda		37
2009	Kenya		20	Ethiopia		22	Eritrea		72
2010	Kenya		10	Ethiopia		32	Uganda		56
2011	Kenya		20	Ethiopia		24	Uganda		50

WOMEN

Short Course (1998 – 2006)

Individuals

1998	Sonia O'Sullivan	IRL	12:20	Zahra Ouaziz	MAR	12:34	Kutre Dulecha	ETH	12:37
1999	Jackline Maranga	KEN	15:09	Yamna Belkacem	FRA	15:16	Annemari Sandell	FIN	15:17
2000	Kutre Dulecha	ETH	13:00	Zahra Ouaziz	MAR	13:00	Margaret Ngotho	KEN	13:00
2001	Gete Wami	ETH	14:46	Paula Radcliffe	GBR	14:47	Edith Masai	KEN	14:57
2002	Edith Masai	KEN	13:30	Worknesh Kidane	ETH	13:36	Isabella Ochichi	KEN	13:39
2003	Edith Masai	KEN	12:43	Worknesh Kidane	ETH	12:44	Jane Wanjiku	KEN	12:46
2004	Edith Masai	KEN	13:07	Tirunesh Dibaba	ETH	13:09	Teyiba Erkesso	ETH	13:11
2005	Tirunesh Dibaba	ETH	13:15	Worknesh Kidane	ETH	13:16	Isabella Ochichi	KEN	13:21
2006	Gelete Burka	ETH	12:51	Priscah Jepleting	KEN	12:53	Meselech Melkamu	ETH	12:54

Teams

1998	Morocco		57	Ethiopia		58	United States		68
1999	France		40	Ethiopia		48	Morocco		69
2000	Portugal		46	Ethiopia		55	France		57
2001	Ethiopia		26	Kenya		32	Romania		78
2002	Ethiopia		32	Kenya		34	Ireland		85
2003	Kenya		18	Ethiopia		24	Russia		76
2004	Ethiopia		19	Kenya		21	Canada		87
2005	Ethiopia		18	Kenya		19	United States		67
2006	Ethiopia		25	Kenya		26	Australia		69

Long Course

Individuals

1973	Paola Cacchi	ITA	13:45	Joyce Smith	ENG	13:58	Josée Van Santberghe	BEL	14:01
1974	Paola Cacchi	ITA	12:42	Nina Holmen	FIN	12:48	Rita Ridley	ENG	12:54
1975	Julie Brown	USA	13:42	Bronisława Ludwichowska	POL	13:47	Carmen Valero	ESP	13:48
1976	Carmen Valero	ESP	16:19	Tatyana Kazankina	URS	16:39	Gabriela Dorio	ITA	16:56
1977	Carmen Valero	ESP	17:26	Lyudmila Bragina	URS	17:28	Giana Romanova	URS	17:35
1978	Grete Waitz	NOR	16:19	Natalia Marasescu	ROU	16:49	Maricica Puică	ROU	16:59
1979	Grete Waitz	NOR	16:48	Raisa Smekhnova	URS	17:14	Ellison Goodall	USA	17:18
1980	Grete Waitz	NOR	15:05	Irina Bondarchuk	URS	15:49	Yelena Sipatova	URS	15:52
1981	Grete Waitz	NOR	14:07	Jan Merrill	USA	14:22	Yelena Sipatova	URS	14:22
1982	Maricica Puică	ROU	14:39	Fița Lovin	ROU	14:41	Grete Waitz	NOR	14:44
1983	Grete Waitz	NOR	13:29	Alison Wiley	CAN	13:37	Tatyana Pozdnyakova	URS	13:37
1984	Maricica Puică	ROU	15:56	Galina Zakharova	URS	15:58	Grete Waitz	NOR	15:58
1985	Zola Budd	ENG	15:01	Cathy Branta	USA	15:24	Ingrid Kristiansen	NOR	15:27
1986	Zola Budd	ENG	14:50	Lynn Jennings	USA	15:08	Annette Sergent	FRA	15:13
1987	Annette Sergent	FRA	16:46	Liz Lynch	SCO	16:48	Ingrid Kristiansen	NOR	16:51
1988	Ingrid Kristiansen	NOR	19:04	Angela Tooby	GBR	19:23	Annette Sergent	FRA	19:29
1989	Annette Sergent	FRA	22:27	Nadezhda Stepanova	URS	22:34	Lynn Williams	CAN	22:41
1990	Lynn Jennings	USA	19:21	Albertina Dias	POR	19:33	Yelena Romanova	URS	19:33
1991	Lynn Jennings	USA	20:24	Derartu Tulu	ETH	20:27	Liz McColgan	GBR	20:28
1992	Lynn Jennings	USA	21:16	Catherina McKiernan	IRL	21:18	Albertina Dias	POR	21:19
1993	Albertina Dias	POR	20:00	Catherina McKiernan	IRL	20:09	Lynn Jennings	USA	20:09
1994	Hellen Chepngeno	KEN	20:45	Catherina McKiernan	IRL	20:52	Conceição Ferreira	POR	20:52
1995	Derartu Tulu	ETH	20:21	Catherina McKiernan	IRL	20:29	Sally Barsosio	KEN	20:39
1996	Gete Wami	ETH	20:12	Rose Cheruiyot	KEN	20:18	Naomi Mugo	KEN	20:21
1997	Derartu Tulu	ETH	20:53	Paula Radcliffe	GBR	20:55	Gete Wami	ETH	21:00
1998	Sonia O'Sullivan	IRL	25:39	Paula Radcliffe	GBR	25:42	Gete Wami	ETH	25:49
1999	Gete Wami	ETH	28:00	Merima Denboba	ETH	28:12	Paula Radcliffe	GBR	28:12
2000	Derartu Tulu	ETH	25:42	Gete Wami	ETH	25:48	Susan Chepkemei	KEN	25:50
2001	Paula Radcliffe	GBR	27:49	Gete Wami	ETH	27:52	Lydia Cheromei	KEN	28:07
2002	Paula Radcliffe	GBR	26:55	Deena Drossin	USA	27:04	Colleen de Reuck	USA	27:17
2003	Worknesh Kidane	ETH	25:53	Deena Drossin	USA	26:02	Merima Denboba	ETH	26:28
2004	Benita Johnson	AUS	27:17	Ejagayou Dibaba	ETH	27:29	Worknesh Kidane	ETH	27:34
2005	Tirunesh Dibaba	ETH	26:34	Alice Timbilil	KEN	26:37	Worknesh Kidane	ETH	26:37
2006	Tirunesh Dibaba	ETH	25:21	Lornah Kiplagat	NED	25:26	Meselech Melkamu	ETH	25:38
2007	Lornah Kiplagat	NED	26:23	Tirunesh Dibaba	ETH	26:47	Meselech Melkamu	ETH	26:48
2008	Tirunesh Dibaba	ETH	25:10	Mestawet Tufa	ETH	25:15	Linet Masai	KEN	25:18

YEAR	GOLD			SILVER			BRONZE		
2009	Florence Kiplagat	KEN	26:13	Linet Masai	KEN	26:16	Meselech Melkamu	ETH	26:19
2010	Emily Chebet	KEN	24:19	Linet Masai	KEN	24:20	Meselech Melkamu	ETH	24:26
2011	Vivian Cheruiyot	KEN	24:58	Linet Masai	KEN	25:07	Shalane Flanagan	USA	25:10
Teams									
1973	England		40	Finland		73	USA		90
1974	England		28	Italy		50	Finland		61
1975	USA		44	New Zealand		50	Poland		61
1976	USSR		33	Italy		59	USA		64
1977	USSR		15	USA		48	New Zealand		76
1978	Romania		30	USA		37	England		55
1979	USA		29	USSR		48	England		68
1980	USSR		15	England		49	USA		49
1981	USSR		24	USA		36	Italy		89
1982	USSR		44	Italy		57	England		67
1983	USA		31	USSR		41	Canada		53
1984	USA		52	England		65	New Zealand		91
1985	USA		42	USSR		77	Romania		96
1986	England		65	New Zealand		67	France		76
1987	USA		46	France		50	USSR		55
1988	USSR		51	Great Britain & NI		61	France		72
1989	USSR		58	France		60	USA		68
1990	USSR		37	Ethiopia		75	Portugal		80
1991	Kenya		36	Ethiopia		36	USSR		48
1992	Kenya		47	USA		77	Ethiopia		96
1993	Kenya		52	Japan		93	France		100
1994	Portugal		55	Ethiopia		65	Kenya		75
1995	Kenya		26	Ethiopia		38	Kenya		84
1996	Kenya		24	Ethiopia		44	Romania		70
1997	Ethiopia		24	Kenya		34	Ireland		64
1998	Kenya		30	Ethiopia		37	Great Britain & NI		74
1999	Ethiopia		18	Kenya		27	Portugal		94
2000	Ethiopia		20	Kenya		23	United States		98
2001	Kenya		18	Ethiopia		70	France		77
2002	Ethiopia		28	United States		38	Kenya		41
2003	Ethiopia		17	Kenya		30	United States		36
2004	Ethiopia		26	Kenya		30	Great Britain & NI		74
2005	Ethiopia		16	Kenya		22	Portugal		86
2006	Ethiopia		16	Kenya		39	Japan		80
2007	Ethiopia		19	Kenya		26	Morocco		99
2008	Ethiopia		18	Kenya		22	Australia		84
2009	Kenya		14	Ethiopia		28	Portugal		72
2010	Kenya		14	Ethiopia		22	United States		76
2011	Kenya		15	Ethiopia		29	United States		57
JUNIOR WOMEN									
Individuals									
1989	Malin Ewerlöf	SWE	15:23	Olga Nazarkina	URS	15:30	Esther Saina	KEN	15:41
1990	Liu Shixiang	CHN	14:19	Yan Qinglan	CHN	14:20	Susan Chepkemei	KEN	14:22
1991	Lydia Cheromei	KEN	13:59	Jane Ekimat	KEN	14:20	Melody Fairchild	USA	14:28
1992	Paula Radcliffe	GBR	13:30	Wang Junxia	CHN	13:35	Lydia Cheromei	KEN	13:43
1993	Gladys Ondeyo	KEN	14:04	Pamela Chepchumba	KEN	14:09	Sally Barsosio	KEN	14:11
1994	Sally Barsosio	KEN	14:04	Rose Cheruiyot	KEN	14:05	Elizabeth Cheptanui	KEN	14:15
1995	Annemari Sandell	FIN	14:04	Jebiwot Keitany	KEN	14:09	Nancy Kipron	KEN	14:17
1996	Kutre Dulecha	ETH	13:27	Annemari Sandell	FIN	13:32	Jepkorir Ayabei	KEN	13:35
1997	Rose Koskei	KEN	14:58	Prisca Jepleting	KEN	14:59	Ayelech Worku	ETH	15:02
1998	Yimenashu Taye	ETH	19:32	Jeruto Kiptum	KEN	19:34	Worknesh Kidane	ETH	19:34
1999	Werknesh Kidane	ETH	21:26	Vivian Cheruiyot	KEN	21:37	Yoshiko Fujinaga	JPN	21:41
2000	Vivian Cheruiyot	KEN	20:34	Alice Timbilil	KEN	20:35	Viola Kibiwott	KEN	20:36
2001	Viola Kibiwot	KEN	22:05	Abebech Nigussie	ETH	22:05	Aster Bacha	ETH	22:05
2002	Viola Kibiwott	KEN	20:13	Tirunesh Dibaba	ETH	20:14	Vivian Cheruiyot	KEN	20:22
2003	Tirunesh Dibaba	ETH	20:21	Peninah Chepchumba	KEN	20:22	Gelete Burka	ETH	20:28
2004	Meselech Melkamu	ETH	20:48	Aziza Aliye	ETH	20:53	Mestawet Tadesse	ETH	20:56
2005	Gelete Burka	ETH	20:12	Veronica Wanjiru	KEN	20:39	Beatrice Chepngeno	KEN	20:44
2006	Pauline Korikwiang	KEN	19:27	Veronica Wanjiru	KEN	19:27	Mercy Kosgei	KEN	19:45
2007	Linet Masai	KEN	20:52	Mercy Kosgei	KEN	20:59	Veronica Wanjiru	KEN	21:10
2008	Genzebe Dibaba	ETH	19:59	Irine Cheptai	KEN	20:04	Emebet Eta'a	ETH	20:06
2009	Genzebe Dibaba	ETH	20:14	Mercy Cherono	KEN	20:17	Jackline Chepngeno	KEN	20:27
2010	Mercy Cherono	KEN	18:47	Purity Rionoripo	KEN	18:54	Esther Chemtai	KEN	18:55
2011	Faith Chepngetich	KEN	18:53	Genet Yalew	ETH	18:54	Azemra Gebru	ETH	18:54

YEAR	GOLD		SILVER		BRONZE	
Teams						
1989	Kenya	40	USSR	68	Portugal	84
1990	Kenya	19	Japan	44	PR of China	68
1991	Kenya	18	Ethiopia	40	Japan	43
1992	Ethiopia	55	Romania	59	Kenya	59
1993	Kenya	10	Japan	41	Ethiopia	61
1994	Kenya	11	Ethiopia	46	Japan	60
1995	Kenya	18	Ethiopia	31	Japan	56
1996	Kenya	21	Ethiopia	26	Japan	70
1997	Kenya	15	Japan	38	Ethiopia	39
1998	Ethiopia	16	Kenya	20	Japan	68
1999	Ethiopia	20	Kenya	31	Japan	46
2000	Kenya	12	Ethiopia	24	Japan	78
2001	Ethiopia	16	Kenya	20	Japan	59
2002	Kenya	13	Ethiopia	24	Japan	63
2003	Ethiopia	14	Kenya	22	Morocco	78
2004	Ethiopia	10	Kenya	36	Japan	67
2005	Kenya	16	Ethiopia	22	Japan	56
2006	Kenya	10	Ethiopia	29	Japan	58
2007	Kenya	13	Eritrea	33	Ethiopia	36
2008	Ethiopia	16	Kenya	20	Japan	57
2009	Ethiopia	18	Kenya	18	Japan	76
2010	Kenya	10	Ethiopia	30	Uganda	81
2011	Ethiopia	17	Kenya	19	Japan	75

IAAF WORLD RACE WALKING CUP

Venues - 1961: Lugano (14/15 Oct); 1963: Varese (12/13 Oct); 1965: Pescara (9/10 Oct); 1967: Bad Saarow (15 Oct); 1970: Eschborn (10/11 Oct); 1973: Lugano (12/13 Oct); 1975: Le Grand Quevilly (11/12 Oct); 1977: Milton Keynes (24/25 Oct); 1979: Eschborn (29/30 Oct); 1981: Valencia (3/4 Oct); 1983: Bergen (24/25 Sep); 1985: St. John's, Isle of Man (28/29 Sep); 1987: New York (2/3 May); 1989: L'Hospitalet (27/28 May); 1991: San Jose (1/2 Jun); 1993: Monterrey (24/25 Apr); 1995: Beijing (29/30 Apr); 1997: Podebrady (19/20 Apr); 1999: Mézidon-Canon (1/2 May); 2002: Torino (Turin) (12/13 Oct); 2004: Naumburg (1/2 May); 2006: La Coruña (13/14 May); 2008: Cheboksary (10/11 May); 2010: Chihuahua (15/16 May); 2012: Saransk (12/13 May)

MEN

20 Kilometres

1961	Ken Matthews	GBR	1:30:55	Lennart Back	SWE	1:32:12	George Williams	GBR	1:34:02
1963	Ken Matthews	GBR	1:30:11	Paul Nihill	GBR	1:33:19	Antal Kiss	HUN	1:33:38
1965	Dieter Lindner	GDR	1:28:10	Antal Kiss	HUN	1:29:09	Gerhard Sperling	GDR	1:31:30
1967	Mykola Smaga	URS	1:28:39	Volodya Holubnichiy	URS	1:28:58	Ron Laird	USA	1:29:13
1970	Hans-Georg Reimann	GDR	1:26:55	Volodya Holubnichiy	URS	1:27:22	Peter Frenkel	GDR	1:27:33
1973	Hans-Georg Reimann	GDR	1:29:31	Karl-Heinz Stadtmüller	GDR	1:29:36	Ron Laird	USA	1:30:45
1975	Karl-Heinz Stadtmüller	GDR	1:26:12	Bernhard Kannenberg	FRG	1:26:20	Peter Frenkel	GDR	1:26:54
1977	Daniel Bautista	MEX	1:24:02	Domingo Colín	MEX	1:24:31	Karl-Heinz Stadtmüller	GDR	1:24:51
1979	Daniel Bautista	MEX	1:18:49	Boris Yakovlev	URS	1:19:46	Mykola Vynnichenko	URS	1:20:05
1981	Ernesto Canto	MEX	1:23:52	Roland Wieser	GDR	1:24:12	Alessandro Pezzatini	ITA	1:24:24
1983	Jozef Pribilinec	TCH	1:19:30	Ernesto Canto	MEX	1:19:41	Anatoliy Solomin	URS	1:19:43
1985	José Marín	ESP	1:21:42	Maurizio Damilano	ITA	1:21:43	Viktor Mostovik	URS	1:22:01
1987	Carlos Mercenario	MEX	1:19:24	Viktor Mostovik	URS	1:19:32	Anatoliy Gorshkov	URS	1:20:04
1989	Frants Kostyukevich	URS	1:20:21	Mikhail Shchennikov	URS	1:20:34	Yevgeniy Misyulya	URS	1:20:47
1991	Mikhail Shchennikov	URS	1:20:43	Ernesto Canto	MEX	1:20:46	Thierry Toutain	FRA	1:20:56
1993	Daniel García	MEX	1:24:26	Valentí Massana	ESP	1:24:32	Alberto Cruz	MEX	1:24:37
1995	Li Zewen	CHN	1:19:44	Mikhail Shchennikov	RUS	1:19:58	Bernardo Segura	MEX	1:20:32
1997	Jefferson Pérez	ECU	1:18:24	Daniel García	MEX	1:18:27	Ilya Markov	RUS	1:18:30
1999	Bernardo Segura	MEX	1:20:20	Yu Guohui	CHN	1:20:21	Vladimir Andreyev	RUS	1:20:29
2002	Jefferson Pérez	ECU	1:21:26	Vladimir Andreyev	RUS	1:21:50	Alejandro López	MEX	1:22:01
2004	Jefferson Pérez	ECU	1:18:42	Robert Korzeniowski	POL	1:19:02	Nathan Deakes	AUS	1:19:11
2006	Francisco Javier Fernández	ESP	1:18:31	Jefferson Pérez	ECU	1:19:08	Han Yucheng	CHN	1:19:10
2008	Francisco Javier Fernández	ESP	1:18:15	Valeriy Borchin	RUS	1:18:21	Eder Sánchez	MEX	1:18:34
2010	Wang Hao	CHN	1:22:35	Chu Yafei	CHN	1:22:46	Andrey Krivov	RUS	1:22:54

Teams

1993	Mexico	265	Italy	244	Spain	240
1995	PR of China	436	Italy	422	Mexico	420
1997	Russia	431	Belarus	413	Mexico	403
1999	Russia	19	Mexico	28	PR of China	29

YEAR	GOLD			SILVER			BRONZE		
2002	Russia		24	Belarus		28	Italy		34
2004	PR of China		18	Ecuador		35	Italy		35
2006	Spain		33	Australia		37	Russia		37
2008	Russia		11	Spain		22	Australia		47
2010	PR of China		9	Russia		25	Mexico		41
50 Kilometres									
1961	Abdon Pamich	ITA	4:25:38	Don Thompson	GBR	4:30:35	Åke Söderlund	SWE	4:36:48
1963	István Havasi	HUN	4:14:25	Ray Middleton	GBR	4:17:16	Ingvar Pettersson	SWE	4:19:11
1965	Christoph Höhne	GDR	4:03:14	Burkhard Leuschke	GDR	4:06:02	Abdon Pamich	ITA	4:06:41
1967	Christoph Höhne	GDR	4:09:09	Peter Selzer	GDR	4:11:40	Aleksandr Shcherbina	URS	4:13:07
1970	Christoph Höhne	GDR	4:04:36	Veniamin Soldatenko	URS	4:09:52	Burkhard Leuschke	GDR	4:11:10
1973	Bernd Kannenberg	FRG	3:56:51	Otto Barch	URS	3:57:11	Christoph Höhne	GDR	3:57:26
1975	Yevgeniy Lyungin	URS	4:03:42	Gerhard Weidner	FRG	4:09:58	Vladimir Svetnikov	URS	4:11:31
1977	Raúl González	MEX	4:04:16	Pedro Aroche	MEX	4:04:55	Paolo Grecucci	ITA	4:06:27
1979	Martín Bermúdez	MEX	3:43:36	Enrique Vera	MEX	3:43:59	Viktor Dorovskikh	URS	3:45:51
1981	Raúl González	MEX	3:48:30	Hartwig Gauder	GDR	3:52:18	Sandro Bellucci	ITA	3:54:57
1983	Raúl González	MEX	3:45:37	Sergey Yung	URS	3:48:26	Viktor Dorovskikh	URS	3:49:47
1985	Hartwig Gauder	GDR	3:47:31	Andrey Perlov	URS	3:49:23	Axel Noack	GDR	3:56:53
1987	Ronald Weigel	GDR	3:42:26	Hartwig Gauder	GDR	3:42:52	Dietmar Meisch	GDR	3:43:14
1989	Simon Baker	AUS	3:43:13	Andrey Perlov	URS	3:44:12	Stanislav Vezhel	URS	3:44:50
1991	Carlos Mercenario	MEX	3:42:03	Simon Baker	AUS	3:46:36	Ronald Weigel	GER	3:47:50
1993	Carlos Mercenario	MEX	3:50:28	Jesús Ángel García	ESP	3:52:44	Germán Sánchez	MEX	3:54:15
1995	Zhao Yongsheng	CHN	3:41:20	Jesús Ángel García	ESP	3:41:54	Valentin Kononen	FIN	3:42:50
1997	Jesús Ángel García	ESP	3:39:54	Nikolay Matyukhin	RUS	3:41:36	Valentin Kononen	FIN	3:41:09
1999	Sergey Korepanov	KAZ	3:39:22	Tomasz Lipiec	POL	3:40:08	Nikolay Matyukhin	RUS	3:40:13
2002	Aleksey Voyevodin	RUS	3:40:59	German Skurygin	RUS	3:42:08	Tomasz Lipiec	POL	3:45:37
2004	Aleksey Voyevodin	RUS	3:42:44	Yu Chaohong	CHN	3:43:47	Yuriy Andronov	RUS	3:46:49
2006	Denis Nizhegorodov	RUS	3:38:02	Trond Nymark	NOR	3:41:30	Yuriy Andronov	RUS	3:42:38
2008	Denis Nizhegorodov	RUS	3:34:14	Alex Schwazer	ITA	3:37:04	Trond Nymark	NOR	3:44:59
2010	Matej Tóth	SVK	3:53:30	Horacio Nava	MEX	3:54:16	Jared Tallent	AUS	3:54:55
Teams									
1993	Mexico		275	Spain		251	France		245
1995	Mexico		426	Russia		419	Spain		413
1997	Russia		434	Slovak Republic		415	Spain		407
1999	Russia		14	Spain		26	Germany		55
2002	Russia		7	France		59	PR of China		78
2004	Russia		8	PR of China		14	Spain		23
2006	Spain		20	Poland		38	PR of China		39
2008	Italy		28	Mexico		29	Spain		30
2010	PR of China		21	Mexico		22	Russia		38
Lugano Trophy (discontinued after 1997)									
1961	Great Britain & NI		53	Sweden		53	Italy		28
1963	Great Britain & NI		93	Hungary		64	Sweden		63
1965	GDR		117	Great Britain & NI		87	Hungary		64
1967	GDR		128	USSR		107	Great Britain & NI		104
1970	GDR		134	USSR		125	FRG		88
1973	GDR		139	USSR		134	Italy		104
1975	USSR		117	GDR		105	FRG		102
1977	Mexico		185	GDR		180	Italy		160
1979	Mexico		240	USSR		235	GDR		201
1981	Italy		227	USSR		227	Mexico		221
1983	USSR		231	Italy		189	Mexico		146
1985	GDR		234	USSR		234	Italy		233
1987	USSR		607	Italy		569	GDR		518
1989	USSR		585	Italy		534	France		516
1991	Italy		517	Germany		491	Mexico		487
1993	Mexico		540	Spain		491	Italy		487
1995	Mexico		846	Italy		815	PR of China		805
1997	Russia		865	Mexico		802	Belarus		801
Junior 10 Kilometres									
2004	Sun Chao	CHN	40:38	Eder Sánchez	MEX	41:01	Benjamin Sánchez	ESP	41:19
2006	Sergey Morozov	RUS	40:26	Miguel Angel López	ESP	41:41	Aleksey Grigoryev	RUS	41:52
2008	Aleksey Bartsaykin	RUS	39:57	Cheng Ding	CHN	40:12	Denis Strelkov	RUS	40:17
2010	Eider Arévalo	COL	42:13	Cai Zelin	CHN	42:22	Valery Filipchuk	RUS	42:58

YEAR	GOLD			SILVER			BRONZE		
Teams									
2004	Mexico		9	Russia		11	PR of China		13
2006	Russia		14	Belarus		14	Spain		28
2008	Russia		4	PR of China		7	Spain		10
2010	Russia		7	PR of China		7	Colombia		9
WOMEN									
5 Kilometres									
1979	Marion Fawkes	GBR	22:51	Carol Tyson	GBR	22:59	Thorill Gylder	NOR	23:08
1981	Siw Gustavsson	SWE	22:57	Aleksandra Derevinskaya	URS	23:18	Lyudmila Khrushchova	URS	23:26
10 Kilometres (replaced with 20Km from 1999)									
1983	Xu Yongjiu	CHN	45:14	Natalya Sharipova	URS	45:26	Sue Cook	AUS	45:27
1985	Yan Hong	CHN	46:22	Guan Ping	CHN	46:23	Olga Krishtop	URS	46:24
1987	Olga Krishtop	URS	43:22	Irina Strakhova	URS	43:35	Jin Bingjie	CHN	43:45
1989	Beate Anders	GDR	43:08	Kerry Saxby	AUS	43:12	Ileana Salvador	ITA	43:24
1991	Irina Strakhova	URS	43:55	Graciela Mendoza	MEX	44:09	Yelena Sayko	URS	44:11
1993	Wang Yan	CHN	45:10	Sari Essayah	FIN	45:18	Yelena Nikolayeva	RUS	45:22
1995	Gao Hongmiao	CHN	42:19	Yelena Nikolayeva	RUS	42:32	Liu Hongyu	CHN	42:49
1997	Irina Stankina	RUS	41:52	Olimpiada Ivanova	RUS	41:59	Gu Yan	CHN	42:15
20 Kilometres									
1999	Liu Hongyu	CHN	1:27:32	Natalya Fedoskina	RUS	1:27:35	Norica Cîmpean	ROU	1:27:48
2002	Erica Alfridi	ITA	1:28:55	Olimpiada Ivanova	RUS	1:28:57	Natalya Fedoskina	RUS	1:28:59
2004	Yelena Nikolayeva	RUS	1:27:24	Jiang Jing	CHN	1:27:34	Maria Vascó	ESP	1:27:36
2006	Rita Turova	BLR	1:26:27	Olimpiada Ivanova	RUS	1:27:26	Irina Petrova	RUS	1:27:46
2008	Olga Kaniskina	RUS	1:25:42	Tatyana Sibileva	RUS	1:26:29	Vera Santos	POR	1:28:17
2010	María Vasco	ESP	1:31:55	Vera Santos	POR	1:32:06	Inês Henriques	POR	1:33:28
Eschborn Cup									
1979	Great Britain & NI		85	Sweden		74	Norway		69
1981	USSR		105	Sweden		104	Australia		90
1983	PR of China		132	USSR		130	Australia		126
1985	PR of China		104	USSR		98	Canada		74
1987	USSR		203	Spain		174	Australia		167
1989	USSR		218	PR of China		212	Italy		203
1991	USSR		203	Italy		180	Mexico		162
1993	Italy		196	PR of China		193	Russia		193
1995	PR of China		443	Italy		427	Russia		422
1997	Russia		440	Italy		435	PR of China		425
1999	PR of China		13	Russia		16	Mexico		54
2002	Russia		9	Italy		26	Romania		42
2004	PR of China		18	Russia		28	Romania		41
2006	Russia		10	PR of China		19	Belarus		25
2010	Portugal		13	Spain		22	PR of China		32
Junior Women's 10 Kilometres									
2004	Vera Sokolova	RUS	45:29	Anna Bragina	RUS	46:15	Zhang Nan	CHN	47:18
2006	Vera Sokolova	RUS	44:49	Alexandra Kudryashova	RUS	44:52	Chai Xue	CHN	45:04
2008	Tatyana Kalmykova	RUS	42:44	Irina Yumanova	RUS	43:23	Elmira Alembekova	RUS	44:39
2010	Antonella Palmisano	ITA	47:52	He Qin	CHN	47:57	Anna Lukyanova	RUS	48:00
Teams									
2004	Russia		3	Poland		16	Greece		22
2006	Russia		3	Ukraine		11	Belarus		15
2008	Russia		7	Portugal		24	Spain		38
2010	PR of China		6	Russia		8	Italy		12

IAAF WORLD HALF MARATHON CHAMPIONSHIPS

(Incorporating the IAAF World Road Running Championships in 2006 & 2007)

Venues - 1992: Tyneside (19/20 Sep); 1993: Bruxelles (3 Oct); 1994: Oslo (24 Sep); 1995: Montbéliard (1 Oct); 1996: Palma de Mallorca (29 Sep); 1997: Kosice (4 Oct); 1998: Uster (26 Sep); 1999: Palermo (3 Oct); 2000: Veracruz (12 Nov); 2004: New Delhi (3 Oct); 2005: Edmonton (1 Oct); 2006: Debrecen (World Road Running Championships, 8 Oct); 2007: Udine (World Road Running Championships, 14 Oct); 2008: Rio de Janeiro (5 Oct); 2009: Birmingham (11 Oct); 2010: Nanning (9 Oct); Thereafter held biennially. *2012: Kavarna (6 Oct)*

YEAR	GOLD			SILVER			BRONZE		
MEN									
Individuals									
1992	Benson Masya	KEN	60:24	Antonio Silio	ARG	60:40	Boay Akonay	TAN	60:45
1993	Vincent Rousseau	BEL	61:16	Steve Moneghetti	AUS	61:10	Carl Thackery	GBR	61:13
1994	Khalid Skah	MAR	60:27	German Silva	MEX	60:28	Ronaldo da Costa	BRA	60:54
1995	Moses Tanui	KEN	61:45	Paul Yego	KEN	61:46	Charles Tangus	KEN	61:50
1996	Stefano Baldini	ITA	61:17	Josphat Kiprono	KEN	61:30	Tendai Chimusasa	ZIM	62:00
1997	Shem Kororia	KEN	59:56	Moses Tanui	KEN	59:58	Kenneth Cheruiyot	KEN	60:00
1998	Paul Koech	KEN	60:01	Hendrick Ramaala	RSA	60:24	Khalid Skah	MAR	60:24
1999	Paul Tergat	KEN	61:50	Hendrick Ramaala	RSA	61:50	Tesfaye Jifar	ETH	61:51
2000	Paul Tergat	KEN	63:47	Faustin Baha	TAN	63:48	Tesfaye Jifar	ETH	63:50
2001	Haile Gebrselassie	ETH	60:03	Tesfaye Jifar	ETH	60:04	John Yuda	TAN	60:12
2002	Paul Kosgei	KEN	60:39	Jaouad Gharib	MAR	60:42	John Yuda	TAN	60:57
2003	Martin Lel	KEN	60:49	Fabiano Joseph	TAN	60:52	Martin Sulle	TAN	60:56
2004	Paul Kirui	KEN	62:15	Fabiano Joseph	TAN	62:31	Abdullah Ahmad Hassan	QAT	62:36
2005	Fabiano Joseph	TAN	61:08	Mubarak Hassan Shami	QAT	61:09	Yonas Kifle	ERI	61:13
2006 20K	Zersenay Tadese	ERI	56:01	Robert Kipchumba	KEN	56:41	Wilson Kiprotich	KEN	57:15
2007	Zersenay Tadese	ERI	58:59	Patrick Makau	KEN	59:02	Evans Cheruiyot	KEN	59:05
2008	Zersenay Tadese	ERI	59:56	Patrick Makau	KEN	61:54	Ahmad Hassan Abdullah	QAT	61:57
2010	Wilson Kiprop	KEN	60:07	Zersenay Tadese	ERI	60:11	Sammy Kitwara	KEN	60:22
Teams									
1992	Kenya		3:02:25	Great Britain & NI		3:04:54	Brazil		3:05:56
1993	Kenya		3:05:40	Australia		3:05:43	Great Britain & NI		3:06:10
1994	Kenya		3:03:36	Mexico		3:03:47	Morocco		3:05:58
1995	Kenya		3:05:21	Spain		3:07:51	Italy		3:08:31
1996	Italy		3:07:42	Spain		3:08:36	Japan		3:08:43
1997	Kenya		2:59:54	South Africa		3:03:34	Ethiopia		3:03:46
1998	South Africa		3:02:21	Kenya		3:03:07	Ethiopia		3:05:18
1999	South Africa		3:06:01	Ethiopia		3:06:03	Kenya		3:06:03
2000	Kenya		3:11:38	Ethiopia		3:14:45	Belgium		3:18:35
2001	Ethiopia		3:00:31	Kenya		3:02:53	Tanzania		3:05:18
2002	Kenya		3:04:42	Japan		3:07:12	Ethiopia		3:07:25
2003	Tanzania		3:03:01	Kenya		3:03:09	Ethiopia		3:07:34
2004	Kenya		3:07:55	Ethiopia		3:08:37	Uganda		3:13:48
2005	Ethiopia		3:06:18	Eritrea		3:07:05	Japan		3:08:30
2006	Kenya		2:51:18	Eritrea		2:53:19	Ethiopia		2:54:17
2007	Kenya		2:58:54	Eritrea		2:59:08	Ethiopia		3:01:15
2008	Kenya		3:07:24	Eritrea		3:09:40	Qatar		3:10:52
2010	Kenya		3:01:32	Eritrea		3:03:04	Ethiopia		3:05:26
JUNIOR MEN (Discontinued after 1993)									
Individuals									
1992	Kadessa Tadesse	ETH	64:51	Melk Mothuli	RSA	65:01	Francesco Ingargiola	ITA	65:18
1993	Melk Mothuli	RSA	62:11	Biruk Bekele	ETH	63:32	Isaac Radebe	RSA	63:35
Teams									
1992	Italy		3:17:39	Ethiopia		3:18:56	South Africa		3:20:04
1993	South Africa		3:09:46	Ethiopia		3:13:34	Italy		3:17:12
WOMEN									
Individuals									
1992	Liz McColgan	GBR	68:53	Megumi Fujiwara	JPN	69:21	Rosanna Munerotto	ITA	69:38
1993	Conceição Ferreira	POR	70:07	Mari Tanigawa	JPN	70:09	Tegla Loroupe	KEN	70:12
1994	Elana Meyer	RSA	68:36	Iulia Negură	ROU	69:15	Anuţa Cătună	ROU	69:35
1995	Valentina Yegorova	RUS	69:58	Cristina Pomacu	ROU	70:22	Anuţa Cătună	ROU	70:28
1996	Ren Xiujuan	CHN	70:39	Lidia Simon	ROU	70:57	Aura Buia	ROU	71:01
1997	Tegla Loroupe	KEN	68:14	Cristina Pomacu	ROU	68:43	Lidia Simon	ROU	69:05
1998	Tegla Loroupe	KEN	68:29	Elana Meyer	RSA	68:32	Lidia Simon	ROU	68:58
1999	Tegla Loroupe	KEN	68:48	Mizuki Noguchi	JPN	69:12	Catherine Ndereba	KEN	69:23
2000	Paula Radcliffe	GBR	69:07	Susan Chepkemei	KEN	69:40	Lidia Simon	ROU	70:24
2001	Paula Radcliffe	GBR	66:47	Susan Chepkemei	KEN	67:36	Berhane Adere	ETH	68:17
2002	Berhane Adere	ETH	69:06	Susan Chepkemei	KEN	69:13	Jelena Prokopchuka	LAT	69:15
2003	Paula Radcliffe	GBR	67:35	Berhane Adere	ETH	69:02	Benita Johnson	AUS	69:26
2004	Sun Yingjie	CHN	68:40	Lydia Cheromei	KEN	69:00	Constantina Tomescu-Dita	ROU	69:07
2005	Constantina Tomescu-Dita	ROU	69:17	Lornah Kiplagat	NED	70:19	Susan Chepkemei	KEN	70:20
2006 20K	Lornah Kiplagat	NED	63:21	Constantina Tomescu-Dita	ROU	63:23	Rita Jeptoo	KEN	63:47
2007	Lornah Kiplagat	NED	66:25	Mary Keitany	KEN	66:48	Pamela Chepchumba	KEN	68:06
2008	Lornah Kiplagat	NED	68:37	Aselefech Mergia	ETH	69:57	Pamela Chepchumba	KEN	70:01
2010	Florence Kiplagat	KEN	68:24	Dire Tune	ETH	68:34	Peninah Arusei	KEN	69:05

YEAR	GOLD		SILVER		BRONZE	
Teams						
1992	Japan	3:30:39	Great Britain & NI	3:33:05	Romania	3:33:37
1993	Romania	3:32:18	Japan	3:32:22	Portugal	3:34:12
1994	Romania	3:29:03	Norway	3:33:36	Japan	3:35:39
1995	Romania	3:31:29	Russia	3:33:12	Spain	3:34:26
1996	Romania	3:33:05	France	3:38:44	Italy	3:41:28
1997	Romania	3:27:40	Kenya	3:27:57	Japan	3:31:38
1998	Kenya	3:29:43	Romania	3:32:19	Spain	3:34:18
1999	Kenya	3:27:40	Japan	3:30:06	Romania	3:31:21
2000	Romania	3:34:22	Japan	3:36:25	Russia	3:45:41
2001	Kenya	3:28:04	Japan	3:30:08	Ethiopia	3:30:20
2002	Kenya	3:28:22	Russia	3:30:05	Ethiopia	3:30:58
2003	Russia	3:30:16	Japan	3:34:23	Romania	3:35:07
2004	Ethiopia	3:36:00	Romania	3:36:08	Russia	3:38:21
2005	Romania	3:31:00	Russia	3:33:05	Japan	3:35:42
2006	Kenya	3:15:55	Ethiopia	3:18:50	Japan	3:19:00
2007	Kenya	3:23:33	Ethiopia	3:25:51	Japan	3:27:39
2008	Ethiopia	3:30:59	Kenya	3:31:24	Japan	3:40:58
2010	Kenya	3:26:59	Ethiopia	3:27:33	Japan	3:33:40

IAAF WORLD MARATHON CUP

Venues - 1985: Hiroshima (13/14 Apr); 1987: Seoul (11/12 Apr); 1989: Milano (15/16 Apr); 1991: London (21 Apr); 1993: San Sebastián (31 Oct); 1995: Athína (9 Apr); 1997: Athína (Men – 10 Aug, Women – 9 Aug); 1999: Sevilla (Men – 28 Aug, Women – 29 Aug); 2001: Edmonton (Men – 3 Aug, Women – Aug 12); 2003: Paris (Men – 30 Aug , Women – 31 Aug); 2005: Helsinki (Men – 13 Aug, Women – 14 Aug); 2007: Osaka (Men – 25 Aug, Women – 2 Sep); 2009: Berlin (Men – 22 Aug; Women – 23 Aug); *2011: Daegu (Men – 4 Sep, Women – 27 Aug); 2013 Moskva*

MEN

Individuals

1985	Ahmed Salah	DJI	2:08:09	Takeyuki Nakayama	JPN	2:18:15	Djama Robleh	DJI	2:08:26
1987	Ahmed Salah	DJI	2:10:55	Taisuke Kodama	JPN	2:11:23	Salvatore Bettiol	ITA	2:11:28
1989	Metaferia Zeleke	ETH	2:10:28	Dereje Nedi	ETH	2:10:36	Gianni Poli	ITA	2:10:49
1991	Yakov Tolstikov	URS	2:09:18	Manuel Matias	POR	2:10:21	Jan Huruk	POL	2:10:21
1993	Richard Nerurkar	GBR	2:10:03	Severino Bernardini	ITA	2:10:12	Kebede Gemechu	ETH	2:10:16
1995	Douglas Wakiihuri	KEN	2:12:01	Takahiro Sunada	JPN	2:13:16	Davide Milesi	ITA	2:13:23
1997	Abel Antón	ESP	2:13:16	Martín Fiz	ESP	2:13:21	Steve Moneghetti	AUS	2:14:16
1999	Abel Antón	ESP	2:13:36	Vincenzo Modica	ITA	2:14:03	Nobuyuki Sato	JPN	2:14:07
2001	Gezahegn Abera	ETH	2:12:42	Simon Biwott	KEN	2:12:43	Stefano Baldini	ITA	2:13:18
2003	Jaouad Gharib	MAR	2:08:31	Julio Rey	ESP	2:08:38	Stefano Baldini	ITA	2:09:14
2005	Jaouad Gharib	MAR	2:10:10	Christopher Isegwe	TAN	2:10:21	Tsuyoshi Ogata	JPN	2:11:16
2007	Luke Kibet	KEN	2:15:59	Mubarak Hassan Shami	QAT	2:17:18	Viktor Röthlin	SUI	2:17:25
2009	Abel Kirui	KEN	2:06:54	Emmanuel Mutai	KEN	2:07:48	Tsegay Kebede	ETH	2:08:35

Teams

1985	Djibouti	6:27:08	Japan	6:31:43	Ethiopia	6:32:46
1987	Italy	6:36:38	Japan	6:39:23	France	6:43:46
1989	Ethiopia	6:37:20	Italy	6:37:51	France	6:38:51
1991	Great Britain & NI	6:34:59	Portugal	6:35:55	Poland	6:36:12
1993	Ethiopia	6:31:17	Italy	6:32:41	Great Britain & NI	6:34:06
1995	Italy	6:43:42	France	6:48:47	Spain	6:51:05
1997	Spain	6:43:30	Italy	6:55:33	Brazil	7:02:56
1999	Italy	6:45:16	Japan	6:45:42	Ethiopia	6:50:11
2001	Ethiopia	6:43:32	Japan	6:48:36	Italy	6:51:56
2003	Japan	6:30:43	Italy	6:32:19	South Africa	6:35:54
2005	Japan	6:38:39	Kenya	6:46:38	Ethiopia	6:52:14
2007	Japan	6:54:23	Korea	7:12:08	Kenya	7:12:33
2009	Kenya	6:25:28	Ethiopia	6:32:26	Japan	6:41:05

WOMEN

Individuals

1985	Katrin Dörre	GDR	2:33:30	Zoya Ivanova	URS	2:34:17	Karolina Szabó	HUN	2:34:57
1987	Zoya Ivanova	URS	2:30:39	Maria Lelut	FRA	2:31:27	Katrin Dörre	GDR	2:31:30
1989	Sue Marchiano	USA	2:30:48	Miyako Miyahara	JPN	2:35:36	Uta Pippig	GDR	2:35:17
1991	Rosa Mota	POR	2:26:14	Francie Larrieu Smith	USA	2:27:35	Valentina Yegorova	URS	2:28:18
1993	Wang Junxia	CHN	2:28:16	Zhang Linli	CHN	2:29:42	Zhang Lirong	CHN	2:29:45
1995	Anuţa Cătună	ROU	2:31:10	Lidia Simon	ROU	2:31:46	Cristina Pomacu	ROU	2:32:09
1997	Hiromi Suzuki	JPN	2:29:48	Manuela Machado	POR	2:31:12	Lidia Simon	ROU	2:31:55

YEAR	FIRST			SECOND			THIRD		
1999	Jong Song-Ok	PRK	2:26:59	Ari Ichihashi	JPN	2:27:02	Lidia Simon	ROU	2:27:41
2001	Lidia Simon	ROU	2:26:01	Reiko Tosa	JPN	2:26:06	Svetlana Zakharova	RUS	2:26:18
2003	Catherine Ndereba	KEN	2:23:55	Mizuki Noguchi	JPN	2:24:14	Masako Chiba	JPN	2:25:09
2005	Paula Radcliffe	GBR	2:20:57	Catherine Ndereba	KEN	2:22:01	Constantina Tomescu-Dita	ROU	2:23:19
2007	Catherine Ndereba	KEN	2:30:37	Zhou Chunxiu	CHN	2:30:45	Reiko Tosa	JPN	2:30:55
2009	Bai Xue	CHN	2:25:15	Yoshimi Ozaki	JPN	2:25:25	Aselefech Mergia	ETH	2:25:32
Teams									
1985	Italy		7:51:27	USSR		7:53:22	GDR		8:00:02
1987	USSR		7:34:33	GDR		7:42:10	France		7:46:41
1989	USSR		7:51:29	United States		7:56:17	China		7:57:07
1991	USSR		7:30:21	Italy		7:36:37	France		7:38:51
1993	PR of China		7:27:43	Spain		7:33:55	Russia		7:44:07
1995	Romania		7:35:05	Russia		7:47:39	Italy		7:50:46
1997	Japan		7:38:57	Romania		7:52:18	Italy		7:56:31
1999	Japan		7:27:52	Romania		7:34:37	Germany		7:35:41
2001	Japan		7:22:36	Russia		7:26:00	Romania		7:29:44
2003	Japan		7:14:48	Ethiopia		7:24:56	Russia		7:31:04
2005	Kenya		7:12:37	Japan		7:16:35	Great Britain & NI		7:27:04
2007	Kenya		7:35:02	PR of China		7:35:52	Japan		7:37:39
2009	PR of China		7:17:02	Japan		7:22:15	Russia		7:24:42

IAAF HAMMER THROW CHALLENGE

MEN									
2010	Koji Murofushi	JPN	238.52	Dilshod Nazarov	TJK	236.02	Libor Charfreitag	SVK	235.26
WOMEN									
2010	Betty Heidler	GER	225.88	Anita Włodarczyk	POL	225.30	Tatyana Lysenko	RUS	223.96

IAAF COMBINED EVENTS CHALLENGE

MEN									
1998	Erki Nool	EST	25,967	Jón Arnar Magnússon	ISL	25,708	Roman Šebrle	CZE	25,604
1999	Tomás Dvorák	CZE	26,476	Roman Šebrle	CZE	25,184	Chris Huffins	USA	25,067
2000	Erki Nool	EST	26,089	Tomás Dvorák	CZE	26,018	Roman Šebrle	CZE	25,591
2001	Tomás Dvorák	CZE	25,943	Erki Nool	EST	25,839	Lev Lobodin	RUS	25,044
2002	Roman Šebrle	CZE	26,301	Tom Pappas	USA	25,506	Lev Lobodin	RUS	25,179
2003	Tom Pappas	USA	26,119	Roman Šebrle	CZE	26,047	Laurent Hernu	FRA	24,244
2004	Roman Šebrle	CZE	25,952	Bryan Clay	USA	25,602	Dmitriy Karpov	KAZ	25,336
2005	Roman Šebrle	CZE	25,391	Bryan Clay	USA	25,199	Attila Zsivóczky	HUN	25,185
2006	Dmitriy Karpov	KAZ	25,145	Roman Šebrle	CZE	25,029	Attila Zsivóczky	HUN	24,950
2007	Roman Šebrle	CZE	25,261	Maurice Smith	JAM	25,220	Aleksey Drozdov	RUS	24,972
2008	Andrey Kravchenko	BLR	25,448	Leonel Suárez	CUB	25,344	Aleksandr Pogorelov	RUS	24,804
2009	Trey Hardee	USA	25,567	Yordani García	CUB	25,231	Oleksiy Kasyanov	UKR	25,056
2010	Romain Barras	FRA	25,063	Leonel Suárez	CUB	24,857	Jake Arnold	USA	24,627
WOMEN									
1998	Urszula Włodarczyk	POL	19,235	Irina Belova	RUS	19,146	Remigija Nazarovienė	LTU	19,053
1999	Eunice Barber	FRA	19,880	Sabine Braun	GER	19,271	Irina Belova	RUS	19,115
2000	Sabine Braun	GER	19,151	Natalya Roshchupkina	RUS	19,127	Natalya Sazanovich	BLR	19,047
							Urszula Włodarczyk	POL	19,047
2001	Yelena Prokhorova	RUS	19,624	Natalya Roshchupkina	RUS	19,357	Natalya Sazanovich	BLR	19,264
2002	Sabine Braun	GER	18,987	Shelia Burrell	USA	18,747	Austra Skujytė	LTU	18,570
2003	Carolina Klüft	SWE	20,295	Yelena Prokhorova	RUS	19,019	Larisa Netseporuk	EST	18,482
2004	Carolina Klüft	SWE	20,541	Kelly Sotherton	GBR	19,072	Nataliya Dobrynska	UKR	18,825
2005	Carolina Klüft	SWE	20,399	Eunice Barber	FRA	20,388	Kelly Sotherton	GBR	19,150
2006	Carolina Klüft	SWE	20,124	Lyudmila Blonska	UKR	19,232	Lilly Schwarzkopf	GER	19,168
2007	Lyudmila Blonska	UKR	19,895	Jessica Ennis	GBR	19,256	Austra Skujytė	LTU	18,994
2008	Hyleas Fountain	USA	19,759	Tatyana Chernova	RUS	19,575	Natalya Dobrynska	UKR	19,430
2009	Natalya Dobrynska	UKR	19,487	Jennifer Oeser	GER	19,255	Hanna Melnychenko	UKR	19,239
2010	Tatyana Chernova	RUS	19,537	Jennifer Oeser	GER	19,303	Natalya Dobrynska	UKR	19,110

IAAF RACE WALKING CHALLENGE

From 2009, points are not shown because challenge awards were determined by the finishing order of qualified athletes in the event designated as the final

YEAR	FIRST			SECOND			THIRD		
MEN									
2003	Robert Korzeniowski	POL	33	Francisco Javier Fernández	ESP	28	Aigars Fadejevs	LAT	23
2004	Robert Korzeniowski	POL	28	Jefferson Pérez	ECU	27	Ivano Brugnetti	ITA	27
2005	Francisco Javier Fernández	ESP	30	Nathan Deakes	AUS	29	Juan Manuel Molina	ESP	19
2006	Francisco Javier Fernández	ESP	28	Ilya Markov	RUS	28	Hatem Ghoula	TUN	20
2007	Luke Adams	AUS	36	Erik Tysse	NOR	33	Francisco Javier Fernández	ESP	32
2008	Jared Tallent	AUS	46	Jefferson Pérez	ECU	40	Eder Sánchez	MEX	38
2009	Eder Sánchez	MEX		Wang Hao	CHN		Luke Adams	AUS	
2010	Wang Zhen	CHN		Zhu Yafei	CHN		Wang Hao	CHN	
WOMEN									
2003	Gillian O'Sullivan	IRL	29	Kjersti Plätzer	NOR	24	Elisabetta Perrone	ITA	22
2004	Elisa Rigaudo	ITA	30	Claudia Stef	ROU	26	María Vasco	ESP	24
2005	Rita Turova	BLR	29	Susana Feitór	POR	24	Claudia Stef	ROU	22
2006	Claudia Stef	ROU	28	Rita Turova	BLR	20	Jane Saville	AUS	18
2007	Rita Turova	BLR	40	Kjersti Plätzer	NOR	37	Sabine Zimmer	GER	27
2008	Kjersti Plätzer	NOR	46	Athanasía Tsoumeléka	GRE	31	Claudia Stef	ROU	28
2009	Kjersti Plätzer	NOR		Olive Loughnane	IRL		Elisa Rigaudo	ITA	
2010	Liu Hong	CHN		Melanie Seeger	GER		Li Yanfei	CHN	

IAAF DIAMOND LEAGUE

Venues - 2010: Zurich (Aug 19) & Brussels (Aug 27)
(of finals)

These are the Diamond Race Winners in each event, having accumulated Diamond League points throughout the season and at their respective finals

MEN	**100 Metres**	**200 Metres**	**400 Metres**
2010	Tyson Gay USA (Brussels)	Wallace Spearmon USA (Zürich)	Jeremy Wariner USA (Zürich)
	800 Metres	**1500 Metres**	**5000 Metres**
2010	David Rudisha KEN (Brussels)	Asbel Kiprop KEN (Brussels)	Imane Merga ETH (Zürich)
	3000 Metres Steeplechase	**110 Metres Hurdles**	**400 Metres Hurdles**
2010	Paul Kipsiele Koech USA (Zürich)	David Oliver USA (Zürich)	Bershawn Jackson USA (Brussels)
	High Jump	**Pole Vault**	**Long Jump**
2010	Ivan Ukhov RUS (Zürich)	Renaud Lavillenie FRA (Brussels)	Dwight Phillips USA (Brussels)
	Triple Jump	**Shot Put**	**Discus Throw**
2010	Teddy Tamgho FRA (Brussels)	Christian Cantwell USA (Brussels)	Piotr Małachowski POL (Zürich)
	Javelin Throw		
2010	Andreas Thorkildsen NOR (Brussels)		

WOMEN	**100 Metres**	**200 Metres**	**400 Metres**
2010	Carmelita Jeter USA (Zürich)	Allyson Felix USA (Brussels)	Allyson Felix USA (Zürich)
	800 Metres	**1500 Metres**	**5000 Metres**
2010	Janeth Jepkosgei KEN (Brussels)	Nancy Jebet Langat KEN (Zürich)	Vivian Cheruiyot KEN (Brussels)
	3000 Metres Steeplechase	**100 Metres Hurdles**	**400 Metres Hurdles**
2010	Milcah Chemos KEN (Brussels)	Priscilla Lopes-Schliep CAN	Kaliese Spencer JAM (Zürich)
	High Jump	**Pole Vault**	**Long Jump**
2010	Blanka Vlašić CRO (Brussels)	Fabiana Murer BRA (Zürich)	Brittney Reese USA (Zürich)
	Triple Jump	**Shot Put**	**Discus Throw**
2010	Yargelis Savigne CUB (Zürich)	Nadezhda Ostapchuk BLR (Zürich)	Yarelis Barrios CUB (Brussels)
	Javelin Throw		
2010	Barbora Špotáková CZE (Zürich)		

DISCONTINUED EVENTS

IAAF WORLD 15 KILOMETRE ROAD RACE FOR WOMEN

Venues - 1983: San Diego (10km: 4 Dec); 1984: Madrid (10km: 11 Nov); 1985: Gateshead (2 Dec); 1986: Lisboa (9 Nov); 1987: Monte Carlo (21 Nov); 1988: Adelaide (20 Mar); 1989: Rio de Janeiro (23 Sep); 1990: Dublin (14 Oct); 1991: Nieuwegein (13 Oct). Discontinued after 1991

Individuals

YEAR	GOLD			SILVER			BRONZE		
1983	Wendy Sly	GBR	32:23	Betty Springs	USA	32:23	Lesley Welsh	USA	32:41
1984	Aurora Cunha	POR	33:04	Rosa Mota	POR	33:18	Carole Bradford	GBR	33:25
1985	Aurora Cunha	POR	49:17	Judi St. Hilaire	USA	49:25	Carole Bradford	GBR	49:59
1986	Aurora Cunha	POR	48:31	Rosa Mota	POR	48:35	Carla Beurskens	NED	48:36
1987	Ingrid Kristiansen	NOR	47:17	Nancy Tinari	CAN	48:53	Maria Curatolo	ITA	49:15
1988	Ingrid Kristiansen	NOR	48:24	Wang Xiuting	CHN	50:18	Zoya Ivanova	URS	50:28
1989	Wang Xiuting	CHN	49:34	Zhong Huandi	CHN	49:44	Aurora Cunha	POR	50:06
1990	Iulia Negură	ROU	50:14	Francie Larrieu Smith	USA	50:15	Zhong Huandi	CHN	50:19
1991	Iulia Negură	ROU	48:42	Andrea Wallace	GBR	48:43	Uta Pippig	GER	48:44

Teams (Aggregate times in 1984, otherwise place points)

1983	United States	12	Canada	19	Ireland	32
1984	Great Britain & NI	1:41:24	Portugal	1:42:33	United States	1:43:11
1985	Great Britain & NI	19	USSR	20	United States	36
1986	USSR	20	Portugal	24	United States	26
1987	Portugal	32	USSR	32	Great Britain & NI	46
1988	USSR	21	China	31	Portugal	37
1989	China	10	Portugal	15	USSR	24
1990	Portugal	27	USSR	47	FRG	62
1991	Germany	22	Romania	24	USSR	31

IAAF WORLD ROAD RELAY CHAMPIONSHIPS

Venues - 1992: Funchal (Madeira: 9/10 May); 1994: Litókhoron (16/17 Apr); 1996: København (13/14 Apr); 1998: Manaus (18/19 Apr). Discontinued after 1998

MEN

1992	Kenya	2:00:02	Portugal	2:01:34	Great Britain & NI	2:02:34
1994	Morocco	1:57:56	Ethiopia	1:58:51	Kenya	2:00:51
1996	Kenya	2:00:40	Brazil	2:01:24	Ethiopia	2:01:50
1998	Kenya	2:01:13	Ethiopia	2:03:47	Brazil	2:04:50

WOMEN

1992	Portugal	2:20:14	Denmark	2:24:42	Spain	2:25:06
1994	Russia	2:17:19	Ethiopia	2:19:09	Romania	2:19:18
1996	Ethiopia	2:16:04	Romania	2:18:41	Japan	2:18:58
1998	Ethiopia	2:21:15	Kenya	2:21:49	Romania	2:24:13

IAAF GRAND PRIX

Venues - (of finals) 1985: Roma (7 Sep); 1986: Roma (10 Sep); 1987: Bruxelles (11 Sep); 1988: Berlin (26 Aug); 1989: Monte Carlo (1 Sep); 1990: Athína (7 Sep);1991: Barcelona (20 Sep); 1992: Torino (4 Sep); 1993: London (10 Sep); 1994: Paris (3 Sep); 1995: Monte Carlo (9 Sep); 1996: Milano (7 Sep); 1997: Fukuoka (13 Sep); 1998: Moskva (5 Sep); 1999: München (11 Sep); 2000: Doha (5 Oct); 2001: Melbourne (9 Sep); 2002: Paris (14 Sep). Replaced with World Athletics Final from 2003

OVERALL AWARDS
MEN

1985	Doug Padilla	USA	63	Mike Franks	USA	60	Sergey Bubka	URS	59
1986	Saïd Aouita	MAR	63	Andre Phillips	USA	61	Steve Scott	USA	61
1987	Tonie Campbell	USA	63	Greg Foster	USA	59	Sergey Bubka	RUS	58
1988	Saïd Aouita	MAR	63	Mike Conley	USA	61	Danny Harris	USA	58
1989	Saïd Aouita	MAR	69	Roger Kingdom	USA	63	Steve Backley	GBR	63
1990	Leroy Burrell	USA	63	Noureddine Morceli	ALG	61	Danny Harris	USA	59
1991	Sergey Bubka	URS	69	Jan Železný	TCH	63	Michael Johnson	USA	63
1992	Kevin Young	USA	63	Werner Günthör	SUI	63	Igor Astapkovich	BLR	59

YEAR	FIRST			SECOND			THIRD		
1993	Sergey Bubka	UKR	72	Jan Železný	CZE	72	Colin Jackson	GBR	72
1994	Noureddine Morceli	ALG	78	Samuel Matete	ZAM	72	Mike Conley	USA	72
1995	Moses Kiptanui	KEN	84	Jan Železný	CZE	72	Mark Crear	USA	72
1996	Daniel Komen	KEN	103	Jonathan Edwards	GBR	99	Dennis Mitchell	USA	95
1997	Wilson Kipketer	DEN	114	Lars Riedel	GER	99	Mark Crear	USA	95
1998	Hicham El Guerrouj	MAR	136	Haile Gebrselassie	ETH	114	Denis Kapustin	RUS	97
1999	Bernard Barmasai	KEN	111	Kóstas Gatsioúdis	GRE	109	Wilson Kipketer	DEN	108
2000	Angelo Taylor	USA	101	Yuriy Belonog	UKR	94	Adam Nelson	USA	93
2001	André Bucher	SUI	102	Allen Johnson	USA	101	Hicham El Guerrouj	MAR	100
2002	Hicham El Guerrouj	MAR	116	Felix Sánchez	DOM	116	Christian Olsson	SWE	102
WOMEN									
1985	Mary Slaney	USA	69	Stefka Kostadinova	BUL	63	Judi Brown King	USA	63
1986	Yordanka Donkova	BUL	69	Maricica Puică	ROU	65	Tsvetanka Khristova	BUL	63
1987	Merlene Ottey	JAM	63	Doina Melinte	ROU	63	Stefka Kostadinova	BUL	61
1988	Paula Ivan	ROU	63	Grace Jackson	JAM	63	Ana Quirot	CUB	57
1989	Paula Ivan	ROU	67	Galina Chistyakova	URS	63	Sandra Farmer-Patrick	USA	63
1990	Merlene Ottey	JAM	63	Heike Drechsler	GDR	63	Petra Felke	GDR	63
1991	Heike Henkel	GER	63	Merlene Ottey	JAM	63	Natalya Artyomova	URS	63
1992	Heike Drechsler	GER	63	Merlene Ottey	JAM	63	Trine Hattestad	NOR	59
1993	Sandra Farmer-Patrick	USA	72	Sonia O'Sullivan	IRL	72	Stefka Kostadinova	BUL	72
1994	Jackie Joyner-Kersee	USA	72	Svetla Dimitrova	BUL	72	Sonia O'Sullivan	IRL	72
1995	Maria Mutola	MOZ	78	Anna Biryukova	RUS	72	Gwen Torrence	USA	72
1996	Ludmila Engquist	SWE	93	Merlene Ottey	JAM	90	Michelle Freeman	JAM	85
1997	Astrid Kumbernuss	GER	99	Deon Hemmings	JAM	93	Kim Batten	USA	91
1998	Marion Jones	USA	130	Svetlana Masterkova	RUS	107	Falilat Ogunkoya	NGR	98
1999	Gabriela Szabo	ROU	108	Maria Mutola	MOZ	108	Deon Hemmings	JAM	104
2000	Trine Hattestad	NOR	110	Gail Devers	USA	104	Violeta Szekely	ROU	94
2001	Violeta Szekely	ROU	116	Maria Mutola	MOZ	105	Tatyana Tereshchuk	UKR	96
2002	Gail Devers	USA	111	Tayna Lawrence	JAM	109	Ana Guevara	MEX	108

EVENT WINNERS

100 Metres

1986	Chidi Imoh	NGR
1988	Chidi Imoh	NGR
1990	Leroy Burrell	USA
1992	Dennis Mitchell	USA
1994	Dennis Mitchell	USA
1996	Dennis Mitchell	USA
1998	Frankie Fredericks	NAM
2000	Darren Campbell	GBR
2002	Jon Drummond	USA

200 Metres

1985	Calvin Smith	USA
1987	Thomas Jefferson	USA
1989	Robson da Silva	BRA
1991	Michael Johnson	USA
1993	Frankie Fredericks	NAM
1995	Michael Johnson	USA
1997	Frankie Fredericks	NAM
1999	Claudinei da Sliva	BRA
2001	Shawn Crawford	USA

400 Metres

1985	Michael Franks	USA
1987	Innocent Egbunike	NGR
1989	Danny Everett	USA
1991	Roger Black	GBR
1993	David Grindley	GBR
1994	Derek Mills	USA
1996	Michael Johnson	USA
1998	Mark Richardson	GBR
2000	Mark Richardson	GBR
2002	Michael Blackwood	JAM

800 Metres

1986	José Luiz Barbosa	BRA
1988	Tom McKean	GBR
1990	Nixon Kiprotich	KEN
1992	Nixon Kiprotich	KEN
1995	Benson Koech	KEN
1997	Wilson Kipketer	DEN
1999	Wilson Kipketer	DEN
2001	André Bucher	SUI

1500 Metres/One Mile (y)

1985	Steve Scott	USA
1986/y	Steve Scott	USA
1987	Abdi Bile	SOM
1988/y	Saïd Aouita	MAR
1989	Abdi Bile	SOM
1990/y	Noureddine Morceli	ALG
1991	Noureddine Morceli	ALG
1992/y	Wilfred Kirochi	KEN
1993	Noureddine Morceli	ALG
1994	Noureddine Morceli	ALG
1996	Hicham El Guerrouj	MAR
1997/y	Robert Andersen	DEN
1998	Hicham El Guerrouj	MAR
1999	Noah Ngeny	KEN
2000	Noah Ngeny	KEN
2001	Hicham El Guerrouj	MAR
2002	Hicham El Guerrouj	MAR

3000 Metres/5000 Metres

1985/5K	Doug Padilla	USA
1986/5K	Saïd Aouita	MAR
1987/5K	Arturo Barrios	MEX
1988/5K	Eamonn Martin	GBR
1989/5K	Arturo Barrios	MEX
1990/5K	Khalid Skah	MAR
1991/5K	Brahim Boutayeb	MAR
1992/5K	Paul Bitok	KEN
1993/5K	Ismael Kirui	KEN
1994/5K	Khalid Skah	MAR
1995/3K	Haile Gebrselassie	ETH
1996/5K	Daniel Komen	KEN
1997/5K	Khalid Boulami	MAR
1998/3K	Haile Gebrselassie	ETH
1999/3K	Benjamin Limo	KEN
2000/3K	Luke Kipkosgei	KEN
2001/3K	Paul Bitok	KEN
2002/3K	Abraham Chebii	KEN

3000 Metres Steeplechase

1986	William Van Dijck	BEL
1988	Julius Kariuki	KEN
1990	Julius Kariuki	KEN
1991	Moses Kiptanui	KEN

110 Metres Hurdles

1985	Mark McKoy	CAN
1987	Tonie Campbell	USA
1989	Roger Kingdom	USA
1991	Tony Dees	USA

400 Metres Hurdles

1986	Andre Phillips	USA
1988	Danny Harris	USA
1990	Danny Harris	USA
1992	Kevin Young	USA

3000 Metres Steeplechase

1993	Patrick Sang	KEN
1995	Moses Kiptanui	KEN
1997	Joseph Keter	KEN
1999	Bernard Barmasai	KEN
2001	Brahim Boulami	MAR

110 Metres Hurdles

1993	Colin Jackson	GBR
1995	Mark Crear	USA
1997	Mark Crear	USA
1999	Mark Crear	USA
2001	Anier García	CUB

400 Metres Hurdles

1994	Samuel Matete	ZAM
1996	Derrick Adkins	USA
1998	Stéphane Diagana	FRA
2000	Angelo Taylor	USA
2002	Felix Sánchez	DOM

High Jump

1986	Jim Howard	USA
1988	Javier Sotomayor	CUB
1990	Hollis Conway	USA
1992	Patrik Sjöberg	SWE
1994	Javier Sotomayor	CUB
1996	Patrik Sjöberg	SWE
1998	Javier Sotomayor	CUB
2000	Vyacheslav Voronin	RUS
2002	Stefan Holm	SWE

Pole Vault

1985	Sergey Bubka	URS
1987	Sergey Bubka	URS
1989	Rodion Gataullin	URS
1991	Sergey Bubka	URS
1993	Sergey Bubka	UKR
1995	Okkert Brits	RSA
1997	Sergey Bubka	UKR
1998	Maksim Tarasov	RUS
1999	Maksim Tarasov	RUS
2000	Tim Lobinger	GER
2002	Jeff Hartwig	USA

Long Jump

1985	Mike Conley	USA
1987	Larry Myricks	USA
1989	Larry Myricks	USA
1991	Llewellyn Starks	USA
1993	Mike Powell	USA
1995	Iván Pedroso	CUB
1997	Iván Pedroso	CUB
1999	Iván Pedroso	CUB
2001	Younès Moudrik	MAR

Triple Jump

1986	Mike Conley	USA
1988	Mike Conley	USA
1990	Mike Conley	USA
1992	Mike Conley	USA
1994	Mike Conley	USA
1996	Jonathan Edwards	GBR
1998	Charles Friedek	GER
2000	Jonathan Edwards	GBR
2002	Christian OIsson	SWE

Shot Put

1986	Werner Günthör	SUI
1988	Remigius Machura	TCH
1990	Ulf Timmermann	GDR
1992	Werner Günthör	SUI
1994	Randy Barnes	USA
1996	John Godina	USA
1998	John Godina	USA
2000	Andy Bloom	USA
2002	Adam Nelson	USA

Discus Throw

1985	Imrich Bugár	TCH
1987	Romas Ubartas	URS
1989	Wolfgang Schmidt	FRG
1991	Lars Riedel	GER
1993	Lars Riedel	GER
1995	Lars Riedel	GER
1997	Lars Riedel	GER
1999	Lars Riedel	GER
2001	Virgilijus Alekna	LTU

Hammer Throw

1986	Yuriy Sedykh	URS
1988	Tibor Gécsek	HUN
1990	Yuriy Sedykh	URS
1992	Igor Astapkovich	BLR
1994	Andrey Abduvaliyev	TJK
1996	Lance Deal	USA
1998	Tibor Gécsek	HUN
2000	Andrey Skvaruk	UKR
2002	Koji Murofushi	JPN

Javelin Throw

1985	Tom Petranoff	USA
1987	Tom Petranoff	USA
1989	Steve Backley	GBR
1991	Jan Železný	TCH
1993	Jan Železný	CZE
1995	Jan Železný	CZE
1997	Jan Železný	CZE
1999	Kóstas Gatsioúdis	GRE
2001	Jan Železný	CZE

WOMEN

100 Metres

1985	Alice Brown	USA
1987	Merlene Ottey	JAM
1989	Merlene Ottey	JAM
1991	Merlene Ottey	JAM
1993	Gwen Torrence	USA
1994	Merlene Ottey	JAM
1996	Merlene Ottey	JAM
1998	Marion Jones	USA
1999	Savatheda Fynes	BAH
2000	Chryste Gaines	USA
2002	Debbie Ferguson	BAH

200 Metres

1986	Evelyn Ashford	USA
1988	Grace Jackson	JAM
1990	Merlene Ottey	JAM
1992	Merlene Ottey	JAM
1995	Gwen Torrence	USA
1997	Marion Jones	USA
2001	Myriam Mani	CMR

400 Metres

1986	Diane Dixon	USA
1988	Ana Quirot	CUB
1990	Ana Quirot	CUB
1992	Sandie Richards	JAM
1994	Marie-José Pérec	FRA
1996	Cathy Freeman	AUS
1998	Falilat Ogunkoya	NGR
2000	Lorraine Graham	JAM
2002	Ana Guevara	MEX

800 Metres

1985	Jarmila Kratochvílová	TCH
1987	Ana Quirot	CUB
1989	Ana Quirot	CUB
1991	Ana Quirot	CUB
1993	Maria Mutola	MOZ
1995	Maria Mutola	MOZ
1997	Ana Quirot	CUB
1999	Maria Mutola	MOZ
2001	Maria Mutola	MOZ

1500 Metres/One Mile (y)

1986	Maricica Puică	ROU
1987/y	Elly van Hulst	NED
1988	Paula Ivan	ROU
1989/y	Paula Ivan	ROU
1990	Doina Melinte	ROU
1991/y	Natalya Artyomova	URS
1992	Lyudmila Rogachova	RUS
1993/y	Lyubov Kremlyova	RUS
1994	Angela Chalmers	CAN
1996	Svetlana Masterkova	RUS
1997/y	Carla Sacramento	POR
1998	Svetlana Masterkova	RUS
1999	Violeta Szekely	ROU

3000 Metres/5000 Metres

1985/3K	Mary Slaney	USA
1986/5K	Svetlana Guskova	URS
1987/3K	Maricica Puică	ROU
1988/5K	Liz McColgan	GBR
1989/3K	PattiSue Plumer	USA
1990/5K	PattiSue Plumer	USA
1991/3K	Susan Sirma	KEN
1992/5K	Sonia O'Sullivan	IRL
1993/3K	Sonia O'Sullivan	IRL
1994/5K	Sonia O'Sullivan	IRL
1995/3K	Sonia O'Sullivan	IRL
1996/5K	Roberta Brunet	ITA
1997/5K	Sally Barsosio	KEN

100 Metres Hurdles			400 Metres Hurdles			3000 Metres / 5000 Metres		
			2000	Violeta Szekely	ROU	1998/3K	Gete Wami	ETH
			2001	Violeta Szekely	ROU	1999/3K	Gabriela Szabo	ROU
			2002	Yelena Zadorozhnaya	RUS	2000/3K	Sonia O'Sullivan	IRL
						2001/3K	Tatyana Tomashova	RUS
						2002/3K	Gabriela Szabo	ROU

100 Metres Hurdles

1986	Yordanka Donkova	BUL
1988	Claudia Zaczkiewicz	FRG
1990	Monique Ewanjé-Epée	FRA
1992	Lynda Tolbert	USA
1994	Svetla Dimitrova	BUL
1996	Ludmila Engquist	SWE
1998	Michelle Freeman	JAM
2000	Gail Devers	USA
2002	Gail Devers	USA

400 Metres Hurdles

1985	Judi Brown-King	USA
1987	Debbie Flintoff-King	AUS
1989	Sandra Farmer-Patrick	USA
1991	Sandra Farmer-Patrick	USA
1993	Sandra Farmer-Patrick	USA
1995	Kim Batten	USA
1997	Kim Batten	USA
1999	Deon Hemmings	JAM
2001	Tonja Buford-Bailey	USA

High Jump

1985	Stefka Kostadinova	BUL
1987	Stefka Kostadinova	BUL
1989	Jan Wohlschlag	USA
1991	Heike Henkel	GER
1993	Stefka Kostadinova	BUL
1995	Inga Babakova	UKR
1997	Inga Babakova	UKR
1999	Hestrie Cloete	RSA
2001	Hestrie Cloete	RSA

Pole Vault

2001	Stacy Dragila	USA

Long Jump

1985	Galina Chistyakova	URS
1987	Valy Ionescu	ROU
1989	Galina Chistyakova	URS
1990	Heike Drechsler	GDR
1992	Heike Drechsler	GER
1994	Jackie Joyner-Kersee	USA
1996	Inessa Kravets	UKR
1998	Marion Jones	USA
2000	Heike Drechsler	GER
2002	Maurren Maggi	BRA

Triple Jump

1993	Iolanda Chen	RUS
1995	Anna Biryukova	RUS
1997	Ashia Hansen	GBR
1999	Ashia Hansen	GBR
2001	Tereza Marinova	BUL

Shot Put

1985	Helena Fibingerová	TCH
1987	Helena Fibingerová	TCH
1989	Natalya Lisovskaya	URS
1991	Huang Zhihong	CHN
1993	Svetlana Krivelyova	RUS
1995	Astrid Kumbernuss	GER
1997	Astrid Kumbernuss	GER
1999	Nadine Kleinert	GER
2001	Astrid Kumbernuss	GER

Discus Throw

1986	Tsvetanka Khristova	BUL
1988	Hilda Ramos	CUB
1990	Ilke Wyludda	GDR
1992	Ilke Wyludda	GER
1994	Ilke Wyludda	GER
1996	Ilke Wyludda	GER
1998	Natalya Sadova	RUS
2000	Franka Dietzsch	GER
2002	Natalya Sadova	RUS

Hammer Throw

2001	Kamila Skolimowska	POL

Javelin Throw

1986	Petra Felke	GDR
1988	Manuela Alizadeh	FRG
1990	Petra Felke	GDR
1992	Trine Hattestad	NOR
1994	Natalya Shikolenko	BLR
1996	Tanja Damaske	GER
1998	Tanja Damaske	GER
2000	Sonia Bisset	CUB
2002	Osleidys Menéndez	CUB

IAAF WORLD CROSS CHALLENGE

Discontinued after 1999/2000 season

OVERALL AWARDS

MEN

1990/91	Ondoro Osoro	KEN	115	Addis Abebe	ETH	113	Richard Chelimo	KEN	107
1991/92	Fita Bayissa	ETH	138	Ondoro Osoro	KEN	97	Dominic Kirui	KEN	88
1992/93	Ismael Kirui	KEN	116	Fita Bayissa	ETH	110	Dominic Kirui	KEN	103
1993/94	Haile Gebrselassie	ETH	107	William Sigei	KEN	97	Ismael Kirui	KEN	91
1994/95	Ismael Kirui	KEN	135	Paulo Guerra	POR	130	Salah Hissou	MAR	117
1995/96	Paul Tergat	KEN	125	James Kariuki	KEN	97	Joseph Kimani	KEN	64
1996/97	Paul Tergat	KEN	113	Bernard Barmasai	KEN	102	Jon Brown	GBR	83
1997/98	Paul Tergat	KEN	139	Thomas Nyariki	KEN	119	Paul Koech	KEN	113
1998/99	Paul Koech	KEN	118	Paul Tergat	KEN	97	Mohammed Mourhit	BEL	85
1999/00	Paul Tergat	KEN	107	Patrick Ivuti	KEN	104	Assefa Mezgebu	ETH	102

SEASON	FIRST			SECOND			THIRD		
WOMEN									
1990/91	Susan Sirma	KEN	125	Jane Ngotho	KEN	123	Derartu Tulu	ETH	88
1991/92	Catherina McKiernan	IRL	141	Albertina Dias	POR	123	Lucia Yishak	ETH	122
1992/93	Catherina McKiernan	IRL	141	Albertina Dias	POR	138	Esther Kiplagat	KEN	98
1993/94	Catherina McKiernan	IRL	141	Albertina Dias	POR	123	Margareta Keszeg	ROU	97
1994/95	Catherina McKiernan	IRL	135	Rose Cheruiyot	KEN	126	Catherine Kirui	KEN	100
1995/96	Rose Cheruiyot	KEN	138	Gabriela Szabo	ROU	109	Gete Wami	ETH	104
1996/97	Gete Wami	ETH	132	Elena Fidatof	ROU	118	Paula Radcliffe	GBR	99
1997/98	Merima Denboba	ETH	120	Paula Radcliffe	GBR	104	Jackline Maranga	KEN	98
1998/99	Gete Wami	ETH	144	Merima Denboba	ETH	79	Paula Radcliffe	GBR	72
1999/00	Lydia Cheromei	KEN	122	Gete Wami	ETH	119	Ayelech Worku	ETH	94

IAAF WORLD ATHLETICS FINAL

Venues - 2003: Monaco (13/14 Sep), Hammer Throw at Szombathley (7 Sep); 2004: Monaco (18/19 Sep), Hammer Throw at Szombathley (5 Sep); 2005: Monaco (18/19 Sep), Hammer Throw at Szombathley (3 Sep); 2006: Stuttgart (9/10 Sep); 2007: Stuttgart (22/23 Sep); 2008: Stuttgart (20/21 Sep); 2009: Thessaloniki (12/13 Sep). Discontinued after 2009

MEN

100 Metres

2003	Bernard Williams	USA	10.04	John Capel	USA	10.05	Uchenna Emedolu	NGR	10.08	1.9
2004	Asafa Powell	JAM	9.98	Francis Obikwelu	POR	10.10	Aziz Zakari	GHA	10.15	-1.6
2005	Marc Burns	TRI	10.00	Aziz Zakari	GHA	10.01	Dwight Thomas	JAM	10.01	-0.6
2006	Asafa Powell	JAM	9.89	Leonard Scott	USA	9.91	Tyson Gay	USA	9.92	0.9
2007	Asafa Powell	JAM	9.83	Jaysuma Saidy Ndure	NOR	10.06	Michael Frater	JAM	10.11	-0.3
2008	Asafa Powell	JAM	9.87	Nesta Carter	JAM	10.07	Michael Frater	JAM	10.10	0.4
2009	Tyson Gay	USA	9.88	Asafa Powell	JAM	9.90	Darvis Patton	USA	10.00	-0.2

200 Metres

2003	Joshua J. Johnson	USA	20.35	Shawn Crawford	USA	20.37	Stéphane Buckland	MRI	20.44	0.1
2004	Asafa Powell	JAM	20.06	Frankie Fredericks	NAM	20.31	Stéphan Buckland	MRI	20.41	0.7
2005	Tyson Gay	USA	19.96	Chris Williams	JAM	20.19	Wallace Spearmon	USA	20.21	-1.5
2006	Tyson Gay	USA	19.68	Wallace Spearmon	USA	19.88	Usain Bolt	JAM	20.10	-0.1
2007	Jaysuma Saidy Ndure	NOR	19.89	Wallace Spearmon	USA	20.18	Rodney Martin	USA	20.27	1.3
2008	Stéphane Buckland	MRI	20.57	Paul Hession	IRL	20.58	Brendan Christian	ANT	20.61	-0.1
2009	Usain Bolt	JAM	19.68	Wallace Spearmon	USA	20.21	Brendan Christian	ANT	20.65	-0.3

400 Metres

2003	Michael Blackwood	JAM	45.25	Alleyne Francique	GRN	45.25	Eric Milazar	MRI	45.67
2004	Michael Blackwood	JAM	44.95	Derrick Brew	USA	44.97	Otis Harris	USA	45.06
2005	Tyree Washington	USA	44.51	Tim Benjamin	GBR	44.56	Chris Brown	BAH	44.68
2006	Jeremy Wariner	USA	44.02	Gary Kikaya	COD	44.10	Lashawn Merritt	USA	44.14
2007	LaShawn Merritt	USA	44.58	Tyler Christopher	CAN	44.87	Angelo Taylor	USA	44.92
2008	LaShawn Merritt	USA	44.50	Jeremy Wariner	USA	44.51	Chris Brown	BAH	45.36
2009	LaShawn Merritt	USA	44.93	Chris Brown	BAH	45.49	David Neville	USA	45.60

800 Metres

2003	Wilfred Bungei	KEN	1:45.97	Joseph Mutua	KEN	1:46.13	André Bucher	SUI	1:46.28
2004	Youssef Saad Kamel	BRN	1:45.91	Joseph Mutua	KEN	1:46.13	Bram Som	NED	1:46.33
2005	Wilfred Bungei	KEN	1:47.05	Youssef Saad Kamel	BRN	1:47.13	Yuriy Borzakovskiy	RUS	1:47.18
2006	Mbulaeni Mulaudzi	RSA	1:46.99	Bram Som	NED	1:47.10	Wilfred Bungei	KEN	1:47.22
2007	Yusuf Saad Kamel	BRN	1:45.61	Mbulaeni Mulaudzi	RSA	1:45.67	Belal Mansoor Ali	BRN	1:45.93
2008	Alfred Kirwa Yego	KEN	1:49.05	Abraham Chepkirwok	UGA	1:49.22	Youssef Saad Kamel	BRN	1:49.40
2009	David Rudisha	KEN	1:44.85	Gary Reed	CAN	1:45.23	Mbulaeni Mulaudzi	RSA	1:45.53

1500 Metres

2003	Paul Korir	KEN	3:40.09	Alex Kipchirchir	KEN	3:40.21	Ivan Heshko	UKR	3:40.72
2004	Ivan Heshko	UKR	3:44.92	Alex Kipchirchir	KEN	3:44.95	Laban Rotich	KEN	3:45.38
2005	Ivan Heshko	UKR	3:33.50	Bernard Lagat	USA	3:33.55	Alex Kipchirchir	KEN	3:33.71
2006	Alex Kipchirchir	KEN	3:32.76	Bernard Lagat	USA	3:32.93	Augustine Choge	KEN	3:33.37
2007	Daniel Kipchirchir Komen	KEN	3:37.96	Mehdi Baala	FRA	3:38.35	Suleiman Simotwo	KEN	3:38.36
2008	Haron Keitany	KEN	3:37.92	Asbel Kiprop	KEN	3:37.93	Nick Willis	NZL	3:38.22
2009	William Biwott	KEN	3:35.04	Leonel Manzano	USA	3:35.40	Augustine Choge	KEN	3:35.46

3000 Metres

2003	Kenenisa Bekele	ETH	7:36.98	John Kibowen	KEN	7:38.21	Abraham Chebii	KEN	7:39.28
2004	Eliud Kipchoge	KEN	7:38.67	James Kwalia	KEN	7:39.40	Mulugeta Wondimu	ETH	7:39.60

YEAR	FIRST			SECOND			THIRD			
2005	Bernard Lagat	USA	7:38.00	Eliud Kipchoge	KEN	7:38.95	Augustine Choge	KEN	7:39.99	
2006	Tariku Bekele	ETH	7:38.98	Edwin Soi	KEN	7:39.25	Isaac Songok	KEN	7:39.50	
2007	Edwin Soi	KEN	7:48.81	Joseph Ebuya	KEN	7:49.70	Mohamed Farah	GBR	7:49.89	
2008	Bernard Lagat	USA	8:02.97	Edwin Soi	KEN	8:03.55	Matt Tegenkamp	USA	8:03.56	
2009	Kenenisa Bekele	ETH	8:03.79	Bernard Lagat	USA	8:04.00	Sammy Mutahi	KEN	8:04.64	
5000 Metres										
2003	Eliud Kipchoge	KEN	13:23.34	Richard Limo	KEN	13:23.95	Gebre-egziabher Gebremariam	ETH	13:24.13	
2004	Sileshi Sihine	ETH	13:06.95	Berhanu Dejene	ETH	13:07.91	Augustine Choge	KEN	13:09.00	
2005	Sileshi Sihine	ETH	13:39.40	Boniface Kiprop	UGA	13:40.03	Isaac Songok	KEN	13:40.24	
2006	Kenenisa Bekele	ETH	13:48.62	Edwin Soi	KEN	13:49.45	Abreham Cherkos	ETH	13:49.66	
2007	Edwin Soi	KEN	13:38.16	Micah Kogo	KEN	13:39.91	Moses Masai	KEN	13:39.96	
2008	Edwin Soi	KEN	13:22.81	Moses Kipsiro	UGA	13:23.02	Micah Kogo	KEN	13:23.37	
2009	Imane Merga	ETH	13:29.75	Micah Kogo	KEN	13:29.76	Edwin Soi	KEN	13:29.76	
3000 Metres Steeplechase										
2003	Saif Saaeed Shaheen	QAT	7:57.38	Paul Kipsiele Koech	KEN	7:57.42	Ezekiel Kemboi	KEN	8:11.79	
2004	Saif Saaeed Shaheen	QAT	7:56.94	Ezekiel Kemboi	KEN	8:02.98	Paul Kipsiele Koech	KEN	8:03.21	
2005	Paul Kipsiele Koech	KEN	8:07.91	Ezekiel Kemboi	KEN	8:09.04	Brimin Kipruto	KEN	8:09.20	
2006	Paul Kipsiele Koech	KEN	8:01.37	Richard Matelong	KEN	8:08.62	Bouabdallah Tahri	FRA	8:10.86	
2007	Paul Kipsiele Koech	KEN	8:00.67	Richard Matelong	KEN	8:07.66	Brimin Kipruto	KEN	8:11.05	
2008	Paul Kipsiele Koech	KEN	8:05.35	Ezekiel Kemboi	KEN	8:15.32	Richard Matelong	KEN	8:16.05	
2009	Ezekiel Kemboi	KEN	8:04.38	Paul Kipsiele Koech	KEN	8:05.47	Bouabdellah Tahri	FRA	8:09.14	
110 Metres Hurdles										
2003	Allen Johnson	USA	13.11	Terrence Trammell	USA	13.17	Stanislav Olijar	LAT	13.25	-1.5
2004	Allen Johnson	USA	13.16	Maurice Wignall	JAM	13.19	Stanislav Olijar	LAT	13.40	-2.0
2005	Allen Johnson	USA	13.09	Dominique Arnold	USA	13.10	Terrence Trammell	USA	13.17	-1.4
2006	Liu Xiang	CHN	12.93	Dayron Robles	CUB	13.00	Allen Johnson	USA	13.01	-0.6
2007	Dayron Robles	CUB	12.92	David Payne	USA	13.08	Terrence Trammell	USA	13.15	0.9
2008	David Oliver	USA	13.22	Petr Svoboda	CZE	13.33	Ryan Wilson	USA	13.54	-1.3
2009	Ryan Brathwaite	BAR	13.16	Dexter Faulk	USA	13.26	Dwight Thomas	JAM	13.29	-0.3
400 Metres Hurdles										
2003	Felix Sánchez	DOM	47.80	Kemel Thompson	JAM	48.50	Danny McFarlane	JAM	48.66	
2004	Bershawn Jackson	USA	47.86	James Carter	USA	48.06	Kemel Thompson	JAM	48.06	
2005	Bershawn Jackson	USA	48.05	Kemel Thompson	JAM	48.09	L. J. van Zyl	RSA	48.11	
2006	Periklis Iakovakis	GRE	47.92	L. J. van Zyl	RSA	48.08	Bershawn Jackson	USA	48.24	
2007	Marek Plawgo	POL	48.35	Kerron Clement	USA	48.35	James Carter	USA	48.36	
2008	Kerron Clement	USA	48.96	Danny McFarlane	JAM	49.00	Isa Phillips	JAM	49.22	
2009	Kerron Clement	USA	48.11	L. J. van Zyl	RSA	48.74	Periklís Iakovákis	GRE	48.90	
High Jump										
2003	Yaroslav Rybakov	RUS	2.30	Stefan Holm	SWE	2.30	Jamie Nieto	USA	2.30	
2004	Stefan Holm	SWE	2.33	Yaroslav Rybakov	RUS	2.30	Mark Boswell	CAN	2.30	
2005	Victor Moya	CUB	2.35	Vyacheslav Voronin	RUS	2.32	Stefan Holm	SWE	2.32	
							Yaroslav Rybakov	RUS	2.32	
2006	Linus Thörnblad	SWE	2.33	Andrey Silnov	RUS	2.33	Stefan Holm	SWE	2.29	
							Yaroslav Rybakov	RUS	2.29	
2007	Donald Thomas	BAH	2.32	Stefan Holm	SWE	2.30	Linus Thörnblad	SWE	2.27	
2008	Andrey Silnov	RUS	2.35	Stefan Holm	SWE	2.33	Jesse Williams	USA	2.29	
2009	Yaroslav Rybakov	RUS	2.34	Jaroslav Bába	CZE	2.32	Jesse Williams	USA	2.29	
Pole Vault										
2003	Tim Lobinger	GER	5.91	Okkert Brits	RSA	5.86	Dmitri Markov	AUS	5.76	
2004	Tim Mack	USA	6.01	Toby Stevenson	USA	5.70	Derek Miles	USA	5.70	
2005	Brad Walker	USA	5.86	Tim Lobinger	GER	5.70	Giuseppe Gibilisco	ITA	5.60	
							Igor Pavlov	RUS	5.60	
2006	Paul Burgess	AUS	5.82	Toby Stevenson	USA	5.82	Tim Lobinger	GER	5.82	
2007	Brad Walker	USA	5.91	Björn Otto	GER	5.86	Steven Hooker	AUS	5.81	
2008	Derek Miles	USA	5.80	Brad Walker	USA	5.70	Maksym Mazuryk	UKR	5.60	
2009	Maksym Mazuryk	UKR	5.70	Derek Miles	USA	5.60	Damiel Dossévi	FRA	5.60	
Long Jump										
2003	Dwight Phillips	USA	8.31	Hussein Al-Sabee	KSA	8.30	Ignisious Gaisah	GHA	8.26	
2004	Ignisious Gaisah	GHA	8.32	Dwight Phillips	USA	8.26	John Moffitt	USA	8.05	
2005	Dwight Phillips	USA	8.46	Miguel Pate	USA	8.30	James Beckford	JAM	8.28	
2006	Irving Saladino	PAN	8.41	Mohamed Salman Al-Khuwalidi	KSA	8.34	Loúis Tsátoumas	GRE	8.29	
2007	Andrew Howe	ITA	8.35	Brian Johnson	USA	8.16	Khotso Mokoena	RSA	8.12	

YEAR	FIRST			SECOND			THIRD		
2008	Fabrice Lapierre	AUS	8.14	Hussein Taher Al-Sabee	KSA	8.13	Mohamed Salman Al-Khuwalidi	KSA	8.04
2009	Fabrice Lapierre	AUS	8.33w	Dwight Phillips	USA	8.24	Khotso Mokoena	RSA	8.17
Triple Jump									
2003	Christian Olsson	SWE	17.55	Walter Davis	USA	17.09	Kenta Bell	USA	16.95
2004	Christian Olsson	SWE	17.66	Danila Burkenya	RUS	17.20	Kenta Bell	USA	17.16
2005	Yoandri Betanzos	CUB	17.46	Jadel Gregório	BRA	17.32	Walter Davis	USA	17.23
2006	Yoandri Betanzos	CUB	17.29	Jadel Gregório	BRA	17.12	Walter Davis	USA	16.98
2007	Walter Davis	USA	17.35	Aarik Wilson	USA	17.34	Nelson Évora	POR	17.30
2008	Nelson Évora	POR	17.24	Jadel Gregório	BRA	17.09	Randy Lewis	GRN	17.01
2009	David Girat	CUB	17.45	Leevan Sands	BAH	17.19	Momchil Karailiev	BUL	17.18
Shot Put									
2003	Christian Cantwell	USA	20.93	Yuriy Belonog	UKR	20.53	Andrey Mikhnevich	BLR	20.51
2004	Joachim B. Olsen	DEN	21.46	Adam Nelson	USA	20.80	Manuel Martínez	ESP	20.67
2005	Adam Nelson	USA	21.92	Joachim B. Olsen	DEN	21.03	Reese Hoffa	USA	20.87
2006	Reese Hoffa	USA	21.05	Christian Cantwell	USA	20.94	Rutger Smith	NED	20.74
2007	Reese Hoffa	USA	20.98	Adam Nelson	USA	20.95	Andrei Mikhnevich	BLR	20.88
2008	Tomasz Majewski	POL	20.88	Christian Cantwell	USA	20.73	Daniel Taylor	USA	20.38
2009	Christian Cantwell	USA	22.07	Tomasz Majewski	POL	21.21	Pavel Sofin	RUS	20.82
Discus Throw									
2003	Virgilijus Alekna	LTU	68.30	Róbert Fazekas	HUN	66.08	Vasiliy Kaptyukh	BLR	65.85
2004	Mario Pestano	ESP	64.11	Zoltán Kővágó	HUN	64.09	Aleksander Tammert	EST	63.69
2005	Virgilijus Alekna	LTU	67.64	Gerd Kanter	EST	66.01	Zoltán Kővágó	HUN	65.65
2006	Virgilijus Alekna	LTU	68.63	Gerd Kanter	EST	68.47	Aleksander Tammert	EST	64.94
2007	Gerd Kanter	EST	66.54	Virgilijus Alekna	LTU	65.94	Piotr Małachowski	POL	65.35
2008	Gerd Kanter	EST	68.38	Piotr Małachowski	POL	66.07	Robert Harting	GER	65.76
2009	Virgilijus Alekna	LTU	67.63	Robert Harting	GER	66.37	Piotr Małachowski	POL	65.60
Hammer Throw									
2003	Adrián Annus	HUN	82.10	Libor Charfreitag	SVK	81.22	Ivan Tikhon	BLR	80.84
2004	Olli-Pekka Karjalainen	FIN	81.43	Ivan Tikhon	BLR	80.44	Krisztian Pars	HUN	79.17
2005	Ivan Tikhon	BLR	81.70	Olli-Pekka Karjalainen	FIN	79.81	Vadim Devyatovski	BLR	78.98
2006	Koji Murofushi	JPN	81.42	Ivan Tikhon	BLR	81.12	Krisztián Pars	HUN	80.41
2007	Ivan Tikhon	BLR	82.05	Krisztián Pars	HUN	78.42	Koji Murofushi	JPN	77.95
2008	Primož Kozmus	SLO	79.99	Krisztián Pars	HUN	79.37	Koji Murofushi	JPN	78.99
2009	Primož Kozmus	SLO	79.80	Igors Sokolovs	LAT	79.32	Krisztián Pars	HUN	77.49
Javelin Throw									
2003	Sergey Makarov	RUS	85.66	Jan Železný	CZE	84.33	Boris Henry	GER	81.00
2004	Breaux Greer	USA	87.68	Andreas Thorkildsen	NOR	82.52	Jan Železný	CZE	82.01
2005	Tero Pitkämäki	FIN	91.33	Andreas Thorkildsen	NOR	89.60	Sergey Makarov	RUS	86.69
2006	Andreas Thorkildsen	NOR	89.50	Tero Pitkämäki	FIN	88.25	Peter Esenwein	GER	85.30
2007	Tero Pitkämäki	FIN	88.19	Andreas Thorkildsen	NOR	85.06	Magnus Arvidsson	SWE	83.37
2008	Vadims Vasilevskis	LAT	86.65	Andreas Thorkildsen	NOR	83.77	Tero Pitkämäki	FIN	81.64
2009	Andreas Thorkildsen	NOR	87.75	Tero Pitkämäki	FIN	84.09	Mark Frank	GER	82.46
WOMEN									
100 Metres									
2003	Chryste Gaines	USA	10.86	Christine Arron	FRA	11.04	Torri Edwards	USA	11.06	1.2
2004	Veronica Campbell	JAM	10.91	Aleen Bailey	JAM	11.16	Lauryn Williams	USA	11.21	0.0
2005	Veronica Campbell	JAM	10.92	Christine Arron	FRA	10.93	Lauryn Williams	USA	11.04	-0.2
2006	Sherone Simpson	JAM	10.89	Torri Edwards	USA	11.06	Allyson Felix	USA	11.07	-0.2
2007	Carmelita Jeter	USA	11.10	Allyson Felix	USA	11.15	Christine Arron	FRA	11.20	-0.6
2008	Shelly-Ann Fraser	JAM	10.94	Kerron Stewart	JAM	11.06	Marshevet Hooker	USA	11.06	0.3
2009	Carmelita Jeter	USA	10.67	Shelly-Ann Fraser	JAM	10.89	Kerron Stewart	JAM	10.90	-0.1
200 Metres									
2003	Muriel Hurtis	FRA	22.41	Anastasiya Kapachinskaya	RUS	22.57	Torri Edwards	USA	22.58	1.6
2004	Veronica Campbell	JAM	22.64	Debbie Ferguson	BAH	22.66	Aleen Bailey	JAM	22.84	-2.2
2005	Allyson Felix	USA	22.27	Veronica Campbell	JAM	22.37	Christine Arron	FRA	22.43	-0.6
2006	Allyson Felix	USA	22.11	Sanya Richards	USA	22.17	Sherone Simpson	JAM	22.22	0.6
2007	Muriel Hurtis-Houairi	FRA	22.73	Debbie Ferguson-McKenzie	BAH	22.74	LaShauntea Moore	USA	22.78	0.5
2008	Sanya Richards	USA	22.50	Marshevet Hooker	USA	22.69	Kerron Stewart	JAM	22.72	0.1
2009	Allyson Felix	USA	22.29	Sanya Richards	USA	22.29	Kerron Stewart	JAM	22.42	0.1
400 Metres									
2003	Ana Guevara	MEX	49.34	Lorraine Fenton	JAM	50.29	Tonique Williams	BAH	50.87
2004	Ana Guevara	MEX	50.13	Monique Hennagan	USA	50.20	Deedee Trotter	USA	50.60
2005	Sanya Richards	USA	49.52	Tonique Williams-Darling	BAH	49.54	Deedee Trotter	USA	50.64
2006	Sanya Richards	USA	49.25	Novlene Williams	JAM	50.36	Shericka Williams	JAM	50.44

YEAR	FIRST			SECOND			THIRD			
2007	Sanya Richards	USA	49.27	Novlene Williams	JAM	50.12	Christine Ohuruogu	GBR	50.20	
2008	Sanya Richards	USA	50.41	Christine Ohuruogu	GBR	50.83	Novlene Williams	JAM	51.30	
2009	Sanya Richards	USA	49.95	Novlene Williams-Mills	JAM	50.34	Shericka Williams	JAM	50.49	
800 Metres										
2003	Maria Mutola	MOZ	1:59.59	Kelly Holmes	GBR	1:59.92	Mina Aït Hammou	MAR	1:59.97	
2004	Hasna Benhassi	MAR	2:01.42	Jearl Miles-Clark	USA	2:01.73	Mina Aït Hammou	MAR	2:01.78	
2005	Zulia Calatayúd	CUB	1:59.07	Hasna Benhassi	MAR	1:59.86	Mayte Martínez	ESP	2:00.36	
2006	Zulia Calatayúd	CUB	1:59.02	Janeth Jepkosgei	KEN	1:59.10	Hasna Benhassi	MAR	1:59.44	
2007	Janeth Jepkosgei	KEN	1:57.87	Mayte Martínez	ESP	1:58.14	Marilyn Okoro	GBR	1:58.76	
2008	Pamela Jelimo	KEN	1:56.23	Janeth Jepkosgei	KEN	1:58.41	Marilyn Okoro	GBR	1:58.64	
2009	Anna Willard	USA	2:00.20	Maggie Vessey	USA	2:00.31	Jenny Meadows	GBR	2:00.41	
1500 Metres										
2003	Süreyya Ayhan	TUR	3:57.72	Jackline Maranga	KEN	4:01.48	Hayley Tullett	GBR	4:01.60	
2004	Kelly Holmes	GBR	4:04.55	Tatyana Tomashova	RUS	4:05.18	Yelena Zadorozhnaya	RUS	4:05.71	
2005	Maryam Jamal	BRN	3:59.35	Tatyana Tomashova	RUS	4:00.28	Natalya Yevdokimova	RUS	4:00.60	
2006	Maryam Jamal	BRN	4:01.58	Tatyana Tomashova	RUS	4:03.26	Yelena Soboleva	RUS	4:03.49	
2007	Maryam Jamal	BRN	4:01.23	Yelena Soboleva	RUS	4:05.35	Sarah Jamieson	AUS	4:05.43	
2008	Maryam Jamal	BRN	4:06.59	Gelete Burka	ETH	4:07.45	Iryna Lishchynska	UKR	4:07.65	
2009	Nancy Jebet Langat	KEN	4:13.63	Hannah England	GBR	4:14.05	Christin Wurth-Thomas	USA	4:14.10	
3000 Metres										
2003	Edith Masai	KEN	8:36.82	Yelena Zadorozhnaya	RUS	8:37.40	Jo Pavey	GBR	8:37.89	
2004	Meseret Defar	ETH	8:36.46	Yelena Zadorozhnaya	RUS	8:37.65	Lidia Chojecka	POL	8:39.16	
2005	Meseret Defar	ETH	8:47.26	Gelete Burka	ETH	8:48.65	Zakia Mrisho	TAN	8:49.63	
2006	Meseret Defar	ETH	8:34.22	Tirunesh Dibaba	ETH	8:34.74	Vivian Cheruiyot	KEN	8:38.86	
2007	Meseret Defar	ETH	8:27.24	Vivian Cheruiyot	KEN	8:28.66	Priscah Cherono	KEN	8:29.06	
2008	Meseret Defar	ETH	8:43.60	Vivian Cheruiyot	KEN	8:44.64	Jane Kiptoo	KEN	8:47.65	
2009	Meseret Defar	ETH	8:30.15	Vivian Cheruiyot	KEN	8:30.61	Wude Ayalew	ETH	8:30.93	
5000 Metres										
2003	Elvan Abeylegesse	TUR	14:56.25	Derartu Tulu	ETH	14:56.93	Tirunesh Dibaba	ETH	14:57.87	
2004	Elvan Abeylegesse	TUR	14:59.19	Isabella Ochichi	KEN	14:59.48	Ejagayou Dibaba	ETH	14:59.52	
2005	Meseret Defar	ETH	14:45.87	Tirunesh Dibaba	ETH	14:46.84	Berhane Adere	ETH	14:46.91	
2006	Tirunesh Dibaba	ETH	16:04.77	Meseret Defar	ETH	16:04.78	Isabella Ochichi	KEN	16:07.39	
2007	Vivian Cheruiyot	KEN	14:56.94	Sylvia Kibet	KEN	14:57.37	Priscah Cherono	KEN	14:58.97	
2008	Meseret Defar	ETH	14:53.82	Vivian Cheruiyot	KEN	14:54.60	Meselech Melkamu	ETH	14:58.76	
2009	Meseret Defar	ETH	15:25.31	Tirunesh Dibaba	ETH	15:25.92	Vivian Cheruiyot	KEN	15:26.21	
3000 Metres Steeplechase										
2005	Dorcus Inzikuru	UGA	9:21.80	Wioletta Janowska	POL	9:25.47	Mardrea Hyman	JAM	9:27.21	
2006	Alesya Turova	BLR	9:27.08	Cheruto Kiptum	KEN	9:28.60	Salome Chepchumba	KEN	9:29.58	
2007	Eunice Jepkorir	KEN	9:35.03	Roisin McGettigan	IRL	9:35.86	Cristina Casandra	ROU	9:36.38	
2008	Gulnara Samitova-Galkina	RUS	9:21.73	Eunice Jepkorir	KEN	9:24.03	Ruth Bisibori	KEN	9:24.38	
2009	Ruth Bisibori	KEN	9:13.43	Milcah Chemos	KEN	9:20.19	Gladys Kipkemboi	KEN	9:21.18	
100 Metres Hurdles										
2003	Gail Devers	USA	12.45	Glory Alozie	ESP	12.66	Miesha McKelvy	USA	12.69	1.3
2004	Joanna Hayes	USA	12.58	Jenny Adams	USA	12.68	Lacena Golding-Clarke	JAM	12.69	1.0
2005	Michelle Perry	USA	12.54	Brigitte Foster-Hylton	JAM	12.55	Delloreen Ennis-London	JAM	12.57	-0.8
2006	Michelle Perry	USA	12.52	Damu Cherry	USA	12.56	Perdita Felicien	CAN	12.58	0.6
2007	Michelle Perry	USA	12.68	Josephine Onyia	ESP	12.70	Delloreen Ennis-London	JAM	12.72	-0.3
2008	Lolo Jones	USA	12.56	Delloreen Ennis-London	JAM	12.56	Dawn Harper	USA	12.67	0.3
2009	Brigitte Foster-Hylton	JAM	12.58	Dawn Harper	USA	12.61	Delloreen Ennis-London	JAM	12.61	-0.1
400 Metres Hurdles										
2003	Sandra Glover	USA	53.65	Andrea Blackett	BAR	54.28	Ionela Tîrlea	ROU	54.44	
2004	Sandra Glover	USA	54.57	Tatyana Tereshchuk-Antipova	UKR	54.64	Brenda Taylor	USA	55.00	
2005	Lashinda Demus	USA	53.37	Yuliya Nosova-Pechonkina	RUS	53.80	Sandra Glover	USA	54.09	
2006	Lashinda Demus	USA	53.42	Tiffany Ross-Williams	USA	54.22	Tatyana Tereshchuk-Antipova	UKR	54.76	
2007	Anna Jesien	POL	54.17	Jana Rawlinson	AUS	54.19	Melaine Walker	JAM	54.31	
2008	Melaine Walker	JAM	54.06	Anastasiya Rabchenyuk	UKR	54.92	Tiffany Williams	USA	55.16	
2009	Melaine Walker	JAM	53.36	Kaliese Spencer	JAM	53.99	Josanne Lucas	TRI	54.31	
High Jump										
2003	Hestrie Cloete	RSA	2.01	Vita Palamar	UKR	2.01	Kajsa Bergqvist	SWE	1.99	
2004	Yelena Slesarenko	RUS	2.01	Viktoriya Styopina	UKR	1.98	Irina Mikhalchenko	UKR	1.98	
2005	Kajsa Bergqvist	SWE	2.00	Irina Mikhalchenko	UKR	1.93	Vita Palamar	UKR	1.93	

YEAR	FIRST			SECOND			THIRD		
2006	Kajsa Bergqvist	SWE	1.98	Tia Hellebaut	BEL	1.98	Venelina Veneva	BUL	1.98
2007	Blanka Vlašić	CRO	2.00	Antonietta Di Martino	ITA	1.97	Anna Chicherova	RUS	1.97
2008	Blanka Vlašić	CRO	2.01	Anna Chicherova	RUS	1.99	Tia Hellebaut	BEL	1.97
2009	Blanka Vlašić	CRO	2.04	Anna Chicherova	RUS	2.00	Antonietta Di Martino	ITA	1.97
Pole Vault									
2003	Tanya Polnova	RUS	4.68	Svetlana Feofanova	RUS	4.60	Stacy Dragila	USA	4.50
2004	Yelena Isinbaeva	RUS	4.83	Tanya Polnova	RUS	4.78	Anna Rogowska	POL	4.60
2005	Yelena Isinbaeva	RUS	4.74	Monika Pyrek	POL	4.62	Tanya Polnova	RUS	4.50
2006	Yelena Isinbaeva	RUS	4.75	Monika Pyrek	POL	4.65	Jenn Stuczynski	USA	4.60
2007	Yelena Isinbaeva	RUS	4.87	Monika Pyrek	POL	4.82	Svetlana Feofanova	RUS	4.82
2008	Silke Spiegelburg	GER	4.70	Svetlana Feofanova	RUS	4.70	Monika Pyrek	POL	4.70
2009	Yelena Isinbaeva	RUS	4.80	Fabiana Murer	BRA	4.60			
				Monika Pyrek	POL	4.60			
Long Jump									
2003	Eunice Barber	FRA	7.05	Tatyana Kotova	RUS	6.92	Grace Upshaw	USA	6.60
2004	Irina Simagina	RUS	6.74	Tatyana Lebedeva	RUS	6.72	Tatyana Kotova	RUS	6.65
2005	Tatyana Kotova	RUS	6.83	Anju Bobby George	IND	6.75	Grace Upshaw	USA	6.67
2006	Tatyana Lebedeva	RUS	6.92	Bronwyn Thompson	AUS	6.77	Rose Richmond	USA	6.75
2007	Tatyana Lebedeva	RUS	6.78	Grace Upshaw	USA	6.64	Oksana Udmurtova	RUS	6.52
2008	Naide Gomes	POR	6.71	Ksenija Balta	EST	6.65	Tatyana Lebedeva	RUS	6.64
2009	Brittney Reese	USA	7.08	Yelena Sokolova	RUS	6.81	Tatyana Lebedeva	RUS	6.79
Triple Jump									
2003	Tatyana Lebedeva	RUS	15.13	Yamilé Aldama	CUB	14.99	Françoise Mbango	CMR	14.83
2004	Françoise Mbango	CMR	15.01	Tatyana Lebedeva	RUS	14.96	Yamilé Aldama	SUD	14.92
2005	Chrisopiyí Devetzí	GRE	14.89	Tatyana Lebedeva	RUS	14.86	Yargelis Savigne	CUB	14.81
2006	Tatyana Lebedeva	RUS	14.82	Chrisopiyí Devetzí	GRE	14.67	Yamilé Aldama	SUD	14.67
2007	Yargelis Savigne	CUB	14.78	Chrisopiyí Devetzí	GRE	14.75	Tatyana Lebedeva	RUS	14.72
2008	Anna Pyatykh	RUS	14.78	Tatyana Lebedeva	RUS	14.63	Marija Šestak	SLO	14.63
2009	Mabel Gay	CUB	14.62	Biljana Topic	SRB	14.56	Tatyana Lebedeva	RUS	14.48
Shot Put									
2003	Vita Pavlysh	UKR	19.86	Svetlana Krivelyova	RUS	19.66	Nadezhda Ostapchuk	BLR	19.51
2004	Nadezhda Ostapchuk	BLR	19.23	Krystyna Zabawska	POL	18.27	Lieja Tunks	NED	18.11
2005	Nadezhda Ostapchuk	BLR	20.44	Valerie Vili	NZL	19.55	Natallia Khoroneko	BLR	18.80
2006	Natallia Khoroneko	BLR	19.81	Valerie Vili	NZL	19.64	Nadezhda Ostapchuk	BLR	19.50
2007	Nadzeya Ostapchuk	BLR	20.45	Valerie Vili	NZL	20.40	Nadine Kleinert	GER	19.36
2008	Valerie Vili	NZL	19.69	Nadine Kleinert	GER	19.42	Misleidis González	CUB	18.55
2009	Valerie Vili	NZL	21.07	Nadzeya Ostapchuk	BLR	19.56	Natallia Mikhnevich	BLR	19.27
Discus Throw									
2003	Vera Pospisilová	CZE	65.42	Aretha Hill	USA	65.10	Katerina Vóggoli	GRE	63.55
2004	Vera Cechlová	CZE	65.86	Natalya Sadova	RUS	65.57	Irina Yatchenko	BLR	64.20
2005	Natalya Sadova	RUS	63.40	Franka Dietzsch	GER	61.91	Aretha Thurmond	USA	60.68
2006	Franka Dietzsch	GER	64.73	Nicoleta Grasu	ROU	62.32	Anna Söderberg	SWE	61.50
2007	Franka Dietzsch	GER	62.58	Věra Cechlová	CZE	62.04	Nicoleta Grasu	ROU	61.75
2008	Yarelis Barrios	CUB	64.88	Nicoleta Grasu	ROU	62.48	Stephanie Brown Trafton	USA	62.23
2009	Yarelis Barrios	CUB	65.86	Zaneta Glanc	POL	63.36	Mélina Robert-Michon	FRA	61.74
Hammer Throw									
2003	Yipsi Moreno	CUB	73.42	Olga Kuzenkova	RUS	71.16	Mihaela Melinte	ROU	69.27
2004	Olga Kuzenkova	RUS	72.90	Olga Tsander	BLR	72.06	Manuèla Montebrun	FRA	70.63
2005	Yipsi Moreno	CUB	74.75	Kamila Skolimowska	POL	72.73	Olga Kuzenkova	RUS	72.46
2006	Betty Heidler	GER	75.44	Kamila Skolimowska	POL	73.33	Yipsi Moreno	CUB	71.85
2007	Yipsi Moreno	CUB	73.76	Ivana Brkljačić	CRO	73.22	Clarissa Claretti	ITA	70.34
2008	Yipsi Moreno	CUB	74.09	Martina Hrasnová	SVK	71.40	Anita Włodarczyk	POL	70.97
2009	Betty Heidler	GER	72.03	Clarissa Claretti	ITA	70.56	Martina Hrašnová	SVK	70.45
Javelin Throw									
2003	Tatyana Shikolenko	RUS	64.47	Steffi Nerius	GER	64.25	Nikolett Szabó	HUN	62.88
2004	Osleidys Menéndez	CUB	66.20	Nikola Brejchová	CZE	64.58	Steffi Nerius	GER	61.16
2005	Osleidys Menéndez	CUB	67.24	Steffi Nerius	GER	66.35	Sonia Bisset	CUB	63.56
2006	Barbora Špotáková	CZE	66.21	Steffi Nerius	GER	65.06	Christina Scherwin	DEN	64.83
2007	Barbora Špotáková	CZE	67.12	Steffi Nerius	GER	64.90	Christina Obergföll	GER	62.47
2008	Barbora Špotáková	CZE	72.28	Christina Obergföll	GER	63.28	Steffi Nerius	GER	62.78
2009	Maria Abakumova	RUS	64.60	Barbora Špotáková	CZE	63.45	Steffi Nerius	GER	62.59

IAAF GOLDEN LEAGUE JACKPOT WINNERS

The IAAF Golden League ran from 1998 to 2009, replaced thereafter by the IAAF Diamond League

1998 (Those with victories at all six Golden League meetings plus the IAAF Grand Prix Final)
Total jackpot: $1,000,000; Each below awarded $333,333.33

Hicham El Guerrouj	MAR	1500 Metres
Haile Gebrselassie	ETH	3000/5000 Metres
Marion Jones	USA	100 Metres

1999 (Those with victories at all six Golden League meetings plus the IAAF Grand Prix Final)
Total jackpot: $1,000,000; Each below awarded $500,000

Wilson Kipketer	DEN	800 Metres
Gabriela Szabo	ROU	3000/5000 Metres

2000 (Those with victories at five or more of seven Golden League meetings plus participation in the IAAF Grand Prix Final)
Total jackpot: $500,000; Each below awarded $166.666.66

Gail Devers	USA	100 Metres Hurdles
Trine Hattestad	NOR	Javelin Throw
Tatyana Kotova	RUS	Long Jump

2001 (Those with victories at five or more of seven Golden League meetings)
Total jackpot: $500,000; Each below awarded $83,333.33

André Bucher	SUI	800 Metres
Hicham El Guerrouj	MAR	1500 Metres
Allen Johnson	USA	110 Metres Hurdles
Marion Jones	USA	100 Metres, though all these performances were annulled in 2008 for doping violations
Violeta Szekely	ROU	1500 Metres
Olga Yegorova	RUS	3000 Metres

2002 (Those with victories at all seven Golden League meetings)
Total jackpot: $500,000; Each below awarded $125,000

Hicham El Guerrouj	MAR	1500 Metres
Felix Sánchez	DOM	400 Metres Hurdles
Marion Jones	USA	100 Metres, though all these performances were annulled in 2008 for doping violations
Ana Guevara	MEX	400 Metres

2003 (One athlete with victories at all six Golden League meetings plus participation in the World Athletics Final)
Total jackpot: $1,000,000

Maria Mutola	MOZ	800 Metres

2004 (Those with victories at all six Golden League meetings plus participation in the World Athletics Final)
Total jackpot: $1,000,000; Each below awarded $500,000

Christian Olsson	SWE	Triple Jump
Tonique Williams-Darling	BAH	400 Metres

2005 (One athlete with victories at all six Golden League meetings plus participation in the World Athletics Final)
Total jackpot: $1,000,000

Tatyana Lebedeva	RUS	Triple Jump

2006
Main jackpot $500,000; secondary jackpot $500,000
(Those with victories at all six Golden League meetings plus participation in the World Athletics Final). Each awarded $249,999 (one third of main jackpot ($166,666) plus one sixth of the secondary jackpot ($83,333))

Asafa Powell	JAM	100 Metres
Jeremy Wariner	USA	400 Metres
Sanya Richards	USA	400 Metres

(Those with victories at five of the six Golden League meetings plus participation in the World Athletics Final). Each awarded $83,333 (one sixth of secondary jackpot)

Kenenisa Bekele	ETH	5000 Metres
Irving Saladino	PAN	Long Jump
Tirunesh Dibaba	ETH	5000m

2007 (Those with victories at all six Golden League meetings plus participation in the World Athletics Final)
Total jackpot: $1,000,000; Each below awarded $500,000

Sanya Richards	USA	400 Metres
Yelena Isinbaeva	RUS	Pole Vault

2008 (One athlete with victories at all six Golden League meetings plus participation in the World Athletics Final)
Total jackpot: $1,000,000

Pamela Jelimo	KEN	800 Metres

2009 (Those with victories at all six Golden League meetings plus participation in the World Athletics Final)
Total jackpot: $1,000,000; Each below awarded $333,333.33

Kenenisa Bekele	ETH	5000 Metres
Sanya Richards	USA	400 Metres
Yelena Isinbaeva	RUS	Pole Vault

IAAF GOLDEN EVENTS

This series of events were staged for men only

1978	**One Mile – Tokyo**								
25 Sep	Steve Ovett	GBR	3:55.5	Francis Gonzalez	FRA	3:57.3	Graham Williamson	GBR	3:59.2
1979	**Javelin Throw – Budapest**								
10 Jul	Arto Härkönen	FIN	90.18	Antero Puranen	FIN	89.40	Ferenc Paragi	HUN	85.38
	One Mile – Oslo								
17 Jul	Sebastian Coe	GBR	3:48.95	Steve Scott	USA	3:51.11	Craig Masback	USA	3:52.02
	Sprints – Zürich								
15 Aug	James Sanford	USA	30.54	Allan Wells	GBR	30.64	James Gilkes	GUY	30.67
	10,000 Metres – Bruxelles								
4 Sep	Mick McLeod	GBR	27:39.76	Brendan Foster	GBR	27:41.23	Leon Schots	BEL	27:41.34
1980	**Pole Vault – Nice**								
17 Aug	Serge Ferreira	FRA	5.70	Pierre Houvion	FRA	5.60	Mariusz Klimczyk	POL	5.60
	One Mile – London								
25 Aug	Steve Ovett	GBR	3:52.84	Steve Scott	USA	3:52.92	John Walker	NZL	3:53.19
1981	**5000 Metres – Gateshead**								
7 Jun	Barry Smith	GBR	13:21.14	Tolossa Kotu	ETH	13:23.95	Bill McChesney	USA	13:24.66
	10,000m – Praha								
19 Jun	Mick McLeod	GBR	27:59.38	Geoff Smith	GBR	27:59.43	Nick Rose	GBR	27:59.68
	Sprints – Berlin								
21 Aug	Allan Wells	GBR	30.30	Mel Lattany	USA	30.86	Jeff Phillips	USA	30.97
	One Mile – Bruxelles								
28 Aug	Sebastian Coe	GBR	3:47.33	Mike Boit	KEN	3:49.45	Steve Scott	USA	3:51.48
1982	**Marathon – Athína**								
7 Mar	Rodolfo Gómez	MEX	2:11:49	Vladimir Kotov	URS	2:13:34	Greg Meyer	USA	2:14:07

INTERNATIONAL ATHLETIC FOUNDATION ATHLETES OF THE YEAR

	Men		**Women**	
1988	Carl Lewis	USA	Florence Griffith Joyner	USA
1989	Roger Kingdom	USA	Ana Quirot	CUB
1990	Steve Backley	GBR	Merlene Ottey	JAM
1991	Carl Lewis	USA	Katrin Krabbe	GER
1992	Kevin Young	USA	Heike Henkel	GER
1993	Colin Jackson	GBR	Sally Gunnell	GBR
1994	Noureddine Morceli	ALG	Jackie Joyner-Kersee	USA
1995	Jonathan Edwards	GBR	Gwen Torrence	USA
1996	Michael Johnson	USA	Svetlana Masterkova	RUS
1997	Wilson Kipketer	DEN	Marion Jones	USA
1998	Haile Gebrselassie	ETH	Marion Jones	USA
1999	Michael Johnson	USA	Gabriela Szabo	ROU
2000	Jan Železný	CZE	Marion Jones*	USA
2001	Hicham El Guerrouj	MAR	Stacy Dragila	USA
2002	Hicham El Guerrouj	MAR	Paula Radcliffe	GBR
2003	Hicham El Guerrouj	MAR	Hestrie Cloete	RSA
2004	Kenenisa Bekele	ETH	Yelena Isinbaeva	RUS
2005	Kenenisa Bekele	ETH	Yelena Isinbaeva	RUS
2006	Asafa Powell	JAM	Sanya Richards	USA
2007	Tyson Gay	USA	Meseret Defar	ETH
2008	Usain Bolt	JAM	Yelena Isinbaeva	RUS
2009	Usain Bolt	JAM	Sanya Richards	USA
2010	David Rudisha	KEN	Blanka Vlašić	CRO

* In 2008 Jones admitted doping violations dating back to 2000 and was stripped of the five Olympic medals she won that year. Please note that the other two women shortlisted that year were Cathy Freeman AUS and Stacy Dragila USA

OLYMPIC GAMES

Please note that there are several shades of opinion over the details of early Olympic results. Names, nationalities and even representative countries were not always documented, and so comments and corrections are particularly welcomed by the IAAF and the Editor as noted on page 5

Venues - 1896: Athína; 1900: Paris; 1904: St. Louis; 1906: Athína; 1908: London; 1912: Stockholm; 1920: Antwerpen; 1924: Paris; 1928: Amsterdam; 1932: Los Angeles; 1936: Berlin; 1948: London; 1952: Helsinki; 1956: Melbourne; 1960: Roma; 1964: Tokyo; 1968: Ciudad de México; 1972: München; 1976: Montréal; 1980: Moskva; 1984: Los Angeles; 1988: Seoul; 1992: Barcelona; 1996: Atlanta; 2000: Sydney; 2004: Athína; 2008: Beijing; *2012: London; 2016: Rio*

MEN

YEAR	GOLD			SILVER			BRONZE			Wind
100 Metres										
1896	Thomas Burke	USA	12.0	Fritz Hofmann	GER	12.2	Alajos Szokolyi	HUN	12.6	
1900	Frank Jarvis	USA	11.0	Walter Tewksbury	USA	11.1	Stan Rowley	AUS	11.2	
1904	Archie Hahn	USA	11.0	Nate Cartmell	USA	11.2	William Hogenson	USA	11.3	
1906	Archie Hahn	USA	11.2	Fay Moulton	USA	11.4	Nigel Barker	AUS	11.4	
1908	Reggie Walker	RSA	10.7	James Rector	USA	10.8	Robert Kerr	CAN	10.8	
1912	Ralph Craig	USA	10.8	Alvah Meyer	USA	10.9	Donald Lippincott	USA	10.9	
1920	Charles Paddock	USA	10.8	Morris Kirksey	USA	10.8	Harry Edward	GBR	10.9	
1924	Harold Abrahams	GBR	10.6	Jackson Scholz	USA	10.7	Arthur Porritt	NZL	10.8	
1928	Percy Williams	CAN	10.8	Jack London	GBR	10.9	Georg Lammers	GER	10.9	
1932	Eddie Tolan	USA	10.38	Ralph Metcalfe	USA	10.38	Arthur Jonath	GER	10.50	
1936	Jesse Owens	USA	10.3w	Ralph Metcalfe	USA	10.4	Martinus Osendarp	NED	10.5	2.7
1948	Harrison Dillard	USA	10.3	Barney Ewell	USA	10.4	Lloyd LaBeach	PAN	10.6	1.6
1952	Lindy Remigino	USA	10.79	Herb McKenley	JAM	10.80	McDonald Bailey	GBR	10.83	
1956	Bobby Morrow	USA	10.62	Thane Baker	USA	10.77	Hector Hogan	AUS	10.77	-2.0
1960	Armin Hary	GER	10.32	David Sime	USA	10.35	Peter Radford	GBR	10.42	0.0
1964	Bob Hayes	USA	10.06	Enrique Figuerola	CUB	10.25	Harry Jerome	CAN	10.27	1.1
1968	Jim Hines	USA	9.95	Lennox Miller	JAM	10.04	Charlie Greene	USA	10.07	0.3
1972	Valeriy Borzov	URS	10.14	Robert Taylor	USA	10.24	Lennox Miller	JAM	10.33	0.3
1976	Hasely Crawford	TRI	10.06	Don Quarrie	JAM	10.07	Valeriy Borzov	URS	10.14	0.0
1980	Allan Wells	GBR	10.25	Silvio Leonard	CUB	10.25	Petur Petrov	BUL	10.39	1.2
1984	Carl Lewis	USA	9.99	Sam Graddy	USA	10.19	Ben Johnson	CAN	10.22	0.2
1988	Carl Lewis	USA	9.92	Linford Christie	GBR	9.97	Calvin Smith	USA	9.99	1.1
1992	Linford Christie	GBR	9.96	Frankie Fredericks	NAM	10.02	Dennis Mitchell	USA	10.04	0.5
1996	Donovan Bailey	CAN	9.84	Frankie Fredericks	NAM	9.89	Ato Boldon	TRI	9.90	0.7
2000	Maurice Greene	USA	9.87	Ato Boldon	TRI	9.99	Obadele Thompson	BAR	10.04	-0.3
2004	Justin Gatlin	USA	9.85	Francis Obikwelu	POR	9.86	Maurice Greene	USA	9.87	0.6
2008	Usain Bolt	JAM	9.69	Richard Thompson	TRI	9.89	Walter Dix	USA	9.91	0.0
200 Metres										Wind
1896	Not contested									
1900	Walter Tewksbury	USA	22.2	Norman Pritchard	GBR	22.5	Stan Rowley	AUS	22.6	
1904	Archie Hahn	USA	21.6	Nate Cartmell	USA	21.9	William Hogenson	USA	22.1	
1906	Not contested									
1908	Robert Kerr	CAN	22.6	Robert Cloughen	USA	22.6	Nate Cartmell	USA	22.7	
1912	Ralph Craig	USA	21.7	Donald Lippincott	USA	21.8	Willie Applegarth	GBR	22.0	
1920	Allen Woodring	USA	22.0	Charles Paddock	USA	22.0	Harry Edward	GBR	22.2	
1924	Jackson Scholz	USA	21.6	Charles Paddock	USA	21.7	Eric Liddell	GBR	21.9	
1928	Percy Williams	CAN	21.8	Walter Rangeley	GBR	21.9	Helmut Körnig	GER	21.9	
1932	Eddie Tolan	USA	21.12	George Simpson	USA	21.4	Ralph Metcalfe	USA	21.5	
1936	Jesse Owens	USA	20.7	Mack Robinson	USA	21.1	Martinus Osendarp	NED	21.3	
1948	Mel Patton	USA	21.1	Barney Ewell	USA	21.1	Lloyd LaBeach	PAN	21.2	<0
1952	Andy Stanfield	USA	20.81	Thane Baker	USA	20.97	James Gathers	USA	21.08	1.0
1956	Bobby Morrow	USA	20.75	Andy Stanfield	USA	20.97	Thane Baker	USA	21.05	
1960	Livio Berruti	ITA	20.62	Lester Carney	USA	20.69	Abdoulaye Seye	FRA	20.83	
1964	Henry Carr	USA	20.36	Paul Drayton	USA	20.58	Edwin Roberts	TRI	20.63	-0.7
1968	Tommie Smith	USA	19.83	Peter Norman	AUS	20.06	John Carlos	USA	20.10	0.9
1972	Valeriy Borzov	URS	20.00	Larry Black	USA	20.19	Pietro Mennea	ITA	20.30	0.0
1976	Don Quarrie	JAM	20.22	Millard Hampton	USA	20.29	Dwayne Evans	USA	20.43	0.8
1980	Pietro Mennea	ITA	20.19	Allan Wells	GBR	20.21	Don Quarrie	JAM	20.29	0.9
1984	Carl Lewis	USA	19.80	Kirk Baptiste	USA	19.96	Thomas Jefferson	USA	20.26	-0.9
1988	Joe DeLoach	USA	19.75	Carl Lewis	USA	19.79	Robson da Silva	BRA	20.04	1.7

YEAR	GOLD			SILVER			BRONZE			Wind
1992	Michael Marsh	USA	20.01	Frankie Fredericks	NAM	20.13	Michael Bates	USA	20.38	-1.0
1996	Michael Johnson	USA	19.32	Frankie Fredericks	NAM	19.68	Ato Boldon	TRI	19.80	0.4
2000	Kostas Kedéris	GRE	20.09	Darren Campbell	GBR	20.14	Ato Boldon	TRI	20.20	-0.6
2004	Shawn Crawford	USA	19.79	Bernard Williams	USA	20.01	Justin Gatlin	USA	20.03	1.2
2008	Usain Bolt	JAM	19.30	Shawn Crawford	USA	19.96	Walter Dix	USA	19.98	0.9

400 Metres

1896	Thomas Burke	USA	54.2	Herbert Jamison	USA	55.2	Charles Gmelin	GBR	58.0
1900	Maxie Long	USA	49.4	William Holland	USA	49.6	Ernst Schulz	DEN	52.4
1904	Harry Hillman	USA	49.2	Frank Waller	USA	49.9	Herman Groman	USA	50.0
1906	Paul Pilgrim	USA	53.2	Wyndham Halswelle	GBR	53.8	Nigel Barker	AUS	54.1
1908	Wyndham Halswelle	GBR	50.0	-			-		
1912	Charles Reidpath	USA	48.2	Hanns Braun	GER	48.3	Edward Lindberg	USA	48.4
1920	Bevil Rudd	RSA	49.6	Guy Butler	GBR	49.9	Nils Engdahl	SWE	50.0
1924	Eric Liddell	GBR	47.6	Horatio Fitch	USA	48.4	Guy Butler	GBR	48.6
1928	Ray Barbuti	USA	47.8	James Ball	CAN	47.9	Joachim Büchner	GER	48.1
1932	Bill Carr	USA	46.28	Ben Eastman	USA	46.50	Alex Wilson	CAN	47.4
1936	Archie Williams	USA	46.66	Godfrey Brown	GBR	46.68	James LuValle	USA	46.84
1948	Arthur Wint	JAM	46.3	Herb McKenley	JAM	46.6	Mal Whitfield	USA	47.0
1952	George Rhoden	JAM	46.09	Herb McKenley	JAM	46.20	Ollie Matson	USA	46.94
1956	Charles Jenkins	USA	46.85	Karl-Friedrich Haas	GER	47.12	Voitto Hellsten	FIN	47.15
							Ardalion Ignatyev	URS	47.15
1960	Otis Davis	USA	45.07	Carl Kaufmann	GER	45.08	Malcolm Spence	RSA	45.60
1964	Mike Larrabee	USA	45.15	Wendell Mottley	TRI	45.24	Andrzej Badeński	POL	45.64
1968	Lee Evans	USA	43.86	Larry James	USA	43.97	Ron Freeman	USA	44.41
1972	Vince Matthews	USA	44.66	Wayne Collett	USA	44.80	Julius Sang	KEN	44.92
1976	Alberto Juantorena	CUB	44.26	Fred Newhouse	USA	44.40	Herman Frazier	USA	44.95
1980	Viktor Markin	URS	44.60	Rick Mitchell	AUS	44.84	Frank Schaffer	GDR	44.87
1984	Alonzo Babers	USA	44.27	Gabriel Tiacoh	CIV	44.54	Antonio McKay	USA	44.71
1988	Steve Lewis	USA	43.87	Butch Reynolds	USA	43.93	Danny Everett	USA	44.09
1992	Quincy Watts	USA	43.50	Steve Lewis	USA	44.21	Samson Kitur	KEN	44.24
1996	Michael Johnson	USA	43.49	Roger Black	GBR	44.41	Davis Kamoga	UGA	44.53
2000	Michael Johnson	USA	43.84	Alvin Harrison	USA	44.40	Greg Haughton	JAM	44.70
2004	Jeremy Wariner	USA	44.00	Otis Harris	USA	44.16	Derrick Brew	USA	44.42
2008	LaShawn Merritt	USA	43.75	Jeremy Wariner	USA	44.74	David Neville	USA	44.80

800 Metres

1896	Edwin Flack	AUS	2:11.0	Nándor Dáni	HUN	2:11.8	Dimitrios Golemis	GRE	2:28.0
1900	Alfred Tysoe	GBR	2:01.2	John Cregan	USA	2:01.8	David Hall	USA	2:05.0
1904	James Lightbody	USA	1:56.0	Howard Valentine	USA	1:56.3	Emil Breitkreutz	USA	1:56.4
1906	Paul Pilgrim	USA	2:01.5	James Lightbody	USA	2:01.6	Wyndham Halswelle	GBR	2:03.0
1908	Mel Sheppard	USA	1:52.8	Emilio Lunghi	ITA	1:54.2	Hanns Braun	GER	1:55.2
1912	Ted Meredith	USA	1:51.9	Mel Sheppard	USA	1:52.0	Ira Davenport	USA	1:52.0
1920	Albert Hill	GBR	1:53.4	Earl Eby	USA	1:53.7	Bevil Rudd	RSA	1:53.7
1924	Douglas Lowe	GBR	1:52.4	Paul Martin	SUI	1:52.5	Schuyler Enck	USA	1:52.9
1928	Douglas Lowe	GBR	1:51.8	Erik Byléhn	SWE	1:52.8	Hermann Engelhard	GER	1:53.2
1932	Tommy Hampson	GBR	1:49.70	Alex Wilson	CAN	1:49.9	Phil Edwards	CAN	1:51.5
1936	John Woodruff	USA	1:52.9	Mario Lanzi	ITA	1:53.3	Phil Edwards	CAN	1:53.6
1948	Mal Whitfield	USA	1:49.3	Arthur Wint	JAM	1:49.6	Marcel Hansenne	FRA	1:50.1
1952	Mal Whitfield	USA	1:49.34	Arthur Wint	JAM	1:49.63	Heinz Ulzheimer	GER	1:49.78
1956	Tom Courtney	USA	1:47.75	Derek Johnson	GBR	1:47.88	Audun Boysen	NOR	1:48.25
1960	Peter Snell	NZL	1:46.48	Roger Moens	BEL	1:46.55	George Kerr	BWI	1:47.25
1964	Peter Snell	NZL	1:45.1	Bill Crothers	CAN	1:45.6	Wilson Kiprugut	KEN	1:45.9
1968	Ralph Doubell	AUS	1:44.40	Wilson Kiprugut	KEN	1:44.57	Tom Farrell	USA	1:45.46
1972	Dave Wottle	USA	1:45.86	Yevgeniy Arzhanov	URS	1:45.89	Mike Boit	KEN	1:46.01
1976	Alberto Juantorena	CUB	1:43.50	Ivo Van Damme	BEL	1:43.86	Rick Wohlhuter	USA	1:44.12
1980	Steve Ovett	GBR	1:45.40	Sebastian Coe	GBR	1:45.85	Nikolay Kirov	URS	1:45.94
1984	Joaquim Cruz	BRA	1:43.00	Sebastian Coe	GBR	1:43.64	Earl Jones	USA	1:43.83
1988	Paul Ereng	KEN	1:43.45	Joaquim Cruz	BRA	1:43.90	Saïd Aouita	MAR	1:44.06
1992	William Tanui	KEN	1:43.66	Nixon Kiprotich	KEN	1:43.70	Johnny Gray	USA	1:43.97
1996	Vebjørn Rodal	NOR	1:42.58	Hezekiél Sepeng	RSA	1:42.74	Fred Onyancha	KEN	1:42.79
2000	Nils Schumann	GER	1:45.08	Wilson Kipketer	DEN	1:45.14	Djabir Saïd-Guerni	ALG	1:45.16
2004	Yuriy Borzakovskiy	RUS	1:44.45	Mbulaeni Mulaudzi	RSA	1:44.61	Wilson Kipketer	DEN	1:44.65
2008	Wilfred Bungei	KEN	1:44.65	Ahmed Ismail	SUD	1:44.70	Alfred Kirwa Yego	KEN	1:44.82

1500 Metres

1896	Edwin Flack	AUS	4:33.2	Arthur Blake	USA	4:34.0	Albin Lermusiaux	FRA	4:36.0
1900	Charles Bennett	GBR	4:06.2	Henri Deloge	FRA	4:07.2	John Bray	USA	4:10.0

YEAR	GOLD			SILVER			BRONZE		
1904	James Lightbody	USA	4:05.4	William Verner	USA	4:06.8	Lacey Hearn	USA	-
1906	James Lightbody	USA	4:12.0	John McGough	GBR	4:12.6	Kristian Hellström	SWE	4:13.4
1908	Mel Sheppard	USA	4:03.4	Harold Wilson	GBR	4:03.6	Norman Hallows	GBR	4:04.0
1912	Arnold Jackson	GBR	3:56.8	Abel Kiviat	USA	3:56.9	Norman Taber	USA	3:56.9
1920	Albert Hill	GBR	4:01.8	Philip Baker	GBR	4:02.4	Lawrence Shields	USA	4:03.1
1924	Paavo Nurmi	FIN	3:53.6	Willy Schärer	SUI	3:55.0	Henry Stallard	GBR	3:55.6
1928	Harri Larva	FIN	3:53.2	Jules Ladoumègue	FRA	3:53.8	Eino Purje	FIN	3:56.4
1932	Luigi Beccali	ITA	3:51.20	Jerry Cornes	GBR	3:52.6	Phil Edwards	CAN	3:52.8
1936	Jack Lovelock	NZL	3:47.8	Glenn Cunningham	USA	3:48.4	Luigi Beccali	ITA	3:49.2
1948	Henry Eriksson	SWE	3:49.8	Lennart Strand	SWE	3:50.4	Willem Slijkhuis	NED	3:50.4
1952	Josy Barthel	LUX	3:45.28	Bob McMillen	USA	3:45.39	Werner Lueg	GER	3:45.67
1956	Ron Delany	IRL	3:41.49	Klaus Richtzenhain	GER	3:42.02	John Landy	AUS	3:42.03
1960	Herb Elliott	AUS	3:35.6	Michel Jazy	FRA	3:38.4	István Rózsavölgyi	HUN	3:39.2
1964	Peter Snell	NZL	3:38.1	Josef Odložil	CZE	3:39.6	John Davies	NZL	3:39.6
1968	Kip Keino	KEN	3:34.91	Jim Ryun	USA	3:37.89	Bodo Tümmler	FRG	3:39.08
1972	Pekka Vasala	FIN	3:36.33	Kip Keino	KEN	3:36.81	Rod Dixon	NZL	3:37.46
1976	John Walker	NZL	3:39.17	Ivo Van Damme	BEL	3:39.27	Paul-Heinz Wellmann	FRG	3:39.33
1980	Sebastian Coe	GBR	3:38.40	Jürgen Straub	GDR	3:38.80	Steve Ovett	GBR	3:38.99
1984	Sebastian Coe	GBR	3:32.53	Steve Cram	GBR	3:33.40	José Abascal	ESP	3:34.30
1988	Peter Rono	KEN	3:35.96	Peter Elliott	GBR	3:36.15	Jens-Peter Herold	GDR	3:36.21
1992	Fermín Cacho	ESP	3:40.12	Rachid El Basir	MAR	3:40.62	Mohammed Suleiman	QAT	3:40.69
1996	Noureddine Morceli	ALG	3:35.78	Fermín Cacho	ESP	3:36.40	Stephen Kipkorir	KEN	3:36.72
2000	Noah Ngeny	KEN	3:32.07	Hicham El Guerrouj	MAR	3:32.32	Bernard Lagat	KEN	3:32.44
2004	Hicham El Guerrouj	MAR	3:34.18	Bernard Lagat	KEN	3:34.30	Rui Silva	POR	3:34.68
2008	Asbel Kiprop	KEN	3:33.11	Nick Willis	NZL	3:34.16	Mehdi Baala	FRA	3:34.21

5000 Metres

1896 & 1908: Not contested

1912	Hannes Kolehmainen	FIN	14:36.6	Jean Bouin	FRA	14:36.7	George Hutson	GBR	15:07.6
1920	Joseph Guillemot	FRA	14:55.6	Paavo Nurmi	FIN	15:00.0	Erik Backman	SWE	15:13.0
1924	Paavo Nurmi	FIN	14:31.2	Ville Ritola	FIN	14:31.4	Edvin Wide	SWE	15:01.8
1928	Ville Ritola	FIN	14:38.0	Paavo Nurmi	FIN	14:40.0	Edvin Wide	SWE	14:41.2
1932	Lauri Lehtinen	FIN	14:29.91	Ralph Hill	USA	14:30.0	Lauri Virtanen	FIN	14:44.0
1936	Gunnar Höckert	FIN	14:22.2	Lauri Lehtinen	FIN	14:25.8	Henry Jonsson	SWE	14:29.0
1948	Gaston Reiff	BEL	14:17.6	Emil Zátopek	CZE	14:17.8	Willem Slijkhuis	NED	14:26.8
1952	Emil Zátopek	CZE	14:06.72	Alain Mimoun	FRA	14:07.58	Herbert Schade	GER	14:08.80
1956	Vladimir Kuts	URS	13:39.86	Gordon Pirie	GBR	13:50.78	Derek Ibbotson	GBR	13:54.60
1960	Murray Halberg	NZL	13:43.76	Hans Grodotzki	GER	13:45.01	Kazimierz Zimny	POL	13:45.09
1964	Bob Schul	USA	13:48.8	Harald Norpoth	GER	13:49.6	Bill Dellinger	USA	13:49.8
1968	Mohamed Gammoudi	TUN	14:05.01	Kipchoge Keino	KEN	14:05.16	Naftali Temu	KEN	14:06.41
1972	Lasse Viren	FIN	13:26.42	Mohamed Gammoudi	TUN	13:27.33	Ian Stewart	GBR	13:27.61
1976	Lasse Viren	FIN	13:24.76	Dick Quax	NZL	13:25.16	Klaus-Peter Hildenbrand	FRG	13:25.38
1980	Miruts Yifter	ETH	13:20.91	Suleiman Nyambui	TAN	13:21.60	Kaarlo Maaninka	FIN	13:22.00
1984	Saïd Aouita	MAR	13:05.59	Markus Ryffel	SUI	13:07.54	António Leitão	POR	13:09.20
1988	John Ngugi	KEN	13:11.70	Dieter Baumann	FRG	13:15.52	Hansjörg Kunze	GDR	13:15.73
1992	Dieter Baumann	GER	13:12.52	Paul Bitok	KEN	13:12.71	Fita Bayissa	ETH	13:13.03
1996	Vénuste Niyongabo	BDI	13:07.96	Paul Bitok	KEN	13:08.16	Khalid Boulami	MAR	13:08.37
2000	Million Wolde	ETH	13:35.49	Ali Saïdi Sief	ALG	13:36.20	Brahim Lahlafi	MAR	13:36.47
2004	Hicham El Guerrouj	MAR	13:14.39	Kenenisa Bekele	ETH	13:14.59	Eliud Kipchoge	KEN	13:15.10
2008	Kenenisa Bekele	ETH	12:57.82	Eliud Kipchoge	KEN	13:02.80	Edwin Soi	KEN	13:06.22

10,000 Metres

1896 to 1908: Not contested

1912	Hannes Kolehmainen	FIN	31:20.8	Louis Tewanima	USA	32:06.6	Albin Stenroos	FIN	32:21.8
1920	Paavo Nurmi	FIN	31:45.8	Joseph Guillemot	FRA	31:47.2	James Wilson	GBR	31:50.8
1924	Ville Ritola	FIN	30:23.2	Edvin Wide	SWE	30:55.2	Eero Berg	FIN	31:43.0
1928	Paavo Nurmi	FIN	30:18.8	Ville Ritola	FIN	30:19.4	Edvin Wide	SWE	31:00.8
1932	Janusz Kusocinski	POL	30:11.42	Volmari Iso-Hollo	FIN	30:12.6	Lauri Virtanen	FIN	30:35.0
1936	Ilmari Salminen	FIN	30:15.4	Arvo Askola	FIN	30:15.6	Volmari Iso-Hollo	FIN	30:20.2
1948	Emil Zátopek	CZE	29:59.6	Alain Mimoun	FRA	30:47.4	Bertil Albertsson	SWE	30:53.6
1952	Emil Zátopek	CZE	29:17.0	Alain Mimoun	FRA	29:32.8	Aleksandr Anufriyev	URS	29:48.2
1956	Vladimir Kuts	URS	28:45.59	József Kovács	HUN	28:52.36	Allan Lawrence	AUS	28:53.59
1960	Pyotr Bolotnikov	URS	28:32.18	Hans Grodotzki	GER	28:37.22	David Power	AUS	28:37.65
1964	Billy Mills	USA	28:24.4	Mohamed Gammoudi	TUN	28:24.8	Ron Clarke	AUS	28:25.8
1968	Naftali Temu	KEN	29:27.40	Mamo Wolde	ETH	29:27.75	Mohamed Gammoudi	TUN	29:34.2
1972	Lasse Viren	FIN	27:38.35	Emiel Puttemans	BEL	27:39.58	Miruts Yifter	ETH	27:40.96
1976	Lasse Viren	FIN	27:40.38	Carlos Lopes	POR	27:45.17	Brendan Foster	GBR	27:54.92
1980	Miruts Yifter	ETH	27:42.69	Kaarlo Maaninka	FIN	27:44.28	Mohamed Kedir	ETH	27:44.64
1984	Alberto Cova	ITA	27:47.54	Mick McLeod	GBR	28:06.22	Mike Musyoki	KEN	28:06.46

YEAR	GOLD			SILVER			BRONZE		
1988	Brahim Boutayeb	MAR	27:21.46	Salvatore Antibo	ITA	27:23.55	Kipkemboi Kimeli	KEN	27:25.16
1992	Khalid Skah	MAR	27:46.70	Richard Chelimo	KEN	27:47.72	Addis Abebe	ETH	28:00.07
1996	Haile Gebrselassie	ETH	27:07.34	Paul Tergat	KEN	27:08.17	Salah Hissou	MAR	27:24.67
2000	Haile Gebrselassie	ETH	27:18.20	Paul Tergat	KEN	27:18.29	Assefa Mezgebu	ETH	27:19.75
2004	Kenenisa Bekele	ETH	27:05.10	Sileshi Sihine	ETH	27:09.39	Zersenay Tadese	ERI	27:22.57
2008	Kenenisa Bekele	ETH	27:01.17	Sileshi Sihine	ETH	27:02.77	Micah Kogo	KEN	27:04.11

Marathon

1896 40km	Spyridon Louis	GRE	2:58:50	Harilaos Vasilakos	GRE	3:06:03	Gyula Kellner	HUN	3:06:35
1900 40.26km	Michel Théato	FRA	2:59:45	Émile Champion	FRA	3:04:17	Ernst Fast	SWE	3:37:14
1904 41km	Thomas Hicks	USA	3:28:53	Albert Corey	FRA	3:34:52	Arthur Newton	USA	3:47:33
1906 41.86km	Billy Sherring	CAN	2:51:23.6	John Svanberg	SWE	2:58:20.8	William Frank	USA	3:00:46.8
1908	John Hayes	USA	2:55:18.4	Charles Hefferon	RSA	2:56:06.0	Joseph Forshaw	USA	2:57:10.4
1912 40.2km	Kenneth MacArthur	RSA	2:36:54.8	Christian Gitsham	RSA	2:37:52.0	Gaston Strobino	USA	2:38:42.4
1920 42.75km	Hannes Kolehmainen	FIN	2:32:35.8	Jüri Lossman	EST	2:32:48.6	Valerio Arri	ITA	2:36:32.8
1924	Albin Stenroos	FIN	2:41:22.6	Romeo Bertini	ITA	2:47:19.6	Clarence DeMar	USA	2:48:14.0
1928	Boughèra El Ouafi	FRA	2:32:57	Manuel Plaza	CHI	2:33:23	Martii Marttelin	FIN	2:35:02
1932	Juan Carlos Zabala	ARG	2:31:36	Sam Ferris	GBR	2:31:55	Armas Toivonen	FIN	2:32:12
1936	Sohn Kee-Chung	JPN	2:29:19.2	Ernie Harper	GBR	2:31:23.2	Nam Sung-Yong	JPN	2:31:42.0
1948	Delfo Cabrera	ARG	2:34:51.6	Tom Richards	GBR	2:35:07.6	Etienne Gailly	BEL	2:35:33.6
1952	Emil Zátopek	CZE	2:23:03.2	Reinaldo Gorno	ARG	2:25:35.0	Gustaf Jansson	SWE	2:26:07.0
1956	Alain Mimoun	FRA	2:25:00	Franjo Mihalic	YUG	2:26:32	Veikko Karvonen	FIN	2:27:47
1960	Abebe Bikila	ETH	2:15:16.2	Rhadi ben Abdesselem	MAR	2:15:41.6	Barry Magee	NZL	2:17:18.2
1964	Abebe Bikila	ETH	2:12:11.2	Basil Heatley	GBR	2:16:19.2	Kokichi Tsuburaya	JPN	2:16:22.8
1968	Mamo Wolde	ETH	2:20:26.4	Kenji Kimihara	JPN	2:23:31.0	Michael Ryan	NZL	2:23:45.0
1972	Frank Shorter	USA	2:12:19.8	Karel Lismont	BEL	2:14:31.8	Mamo Wolde	ETH	2:15:08.4
1976	Waldemar Cierpinski	GDR	2:09:55.0	Frank Shorter	USA	2:10:45.8	Karel Lismont	BEL	2:11:12.6
1980	Waldemar Cierpinski	GDR	2:11:03	Gerard Nijboer	NED	2:11:20	Satymkul Dzhumanazarov	URS	2:11:35
1984	Carlos Lopes	POR	2:09:21	John Treacy	IRL	2:09:56	Charlie Spedding	GBR	2:09:58
1988	Gelindo Bordin	ITA	2:10:32	Douglas Wakiihuri	KEN	2:10:47	Ahmed Salah	DJI	2:10:59
1992	Hwang Young-cho	KOR	2:13:23	Koichi Morishita	JPN	2:13:45	Stephan Freigang	GER	2:14:00
1996	Josia Thugwane	RSA	2:12:36	Lee Bong-Ju	KOR	2:12:39	Eric Wainaina	KEN	2:12:44
2000	Gezahegn Abera	ETH	2:10:11	Eric Wainaina	KEN	2:10:31	Tesfaye Tola	ETH	2:11:10
2004	Stefano Baldini	ITA	2:10:55	Meb Keflezighi	USA	2:11:29	Vanderlei de Lima	BRA	2:12:11
2008	Samuel Wanjiru	KEN	2:06:32	Jaouad Gharib	MAR	2:07:16	Tsegay Kebede	ETH	2:10:00

3000 Metres Steeplechase

1896 to 1912: Not contested

1920	Percy Hodge	GBR	10:00.4	Patrick Flynn	USA	10:00.4	Ernesto Ambrosini	ITA	10:21.0
1924	Ville Ritola	FIN	9:33.6	Elias Katz	FIN	9:44.0	Paul Bontemps	FRA	9:45.2
1928	Toivo Loukola	FIN	9:21.70	Paavo Nurmi	FIN	9:31.2	Ove Andersen	FIN	9:35.6
1932 3460m	Volmari Iso-Hollo	FIN	10:33.4	Thomas Evenson	GBR	10:46.0	Joe McCluskey	USA	10:46.2
1936	Volmari Iso-Hollo	FIN	9:03.8	Kalle Tuominen	FIN	9:06.8	Alfred Dompert	GER	9:07.2
1948	Tore Sjöstrand	SWE	9:04.6	Erik Elmsäter	SWE	9:08.2	Göte Hagström	SWE	9:11.8
1952	Horace Ashenfelter	USA	8:45.68	Vladimir Kazantsev	URS	8:51.52	John Disley	GBR	8:51.94
1956	Chris Brasher	GBR	8:41.35	Sándor Rozsnyói	HUN	8:43.68	Ernst Larsen	NOR	8:44.05
1960	Zdzisław Krzyszkowiak	POL	8:34.30	Nikolay Sokolov	URS	8:36.55	Semyon Rzhishchin	URS	8:42.34
1964	Gaston Roelants	BEL	8:30.8	Maurice Herriott	GBR	8:32.4	Ivan Belyayev	URS	8:33.8
1968	Amos Biwott	KEN	8:51.02	Benjamin Kogo	KEN	8:51.56	George Young	USA	8:51.86
1972	Kip Keino	KEN	8:23.64	Ben Jipcho	KEN	8:24.62	Tapio Kantanen	FIN	8:24.66
1976	Anders Gärderud	SWE	8:08.02	Bronisław Malinowski	POL	8:09.11	Frank Baumgartl	GDR	8:10.36
1980	Bronisław Malinowski	POL	8:09.70	Filbert Bayi	TAN	8:12.48	Eshetu Tura	ETH	8:13.57
1984	Julius Korir	KEN	8:11.80	Joseph Mahmoud	FRA	8:13.31	Brian Diemer	USA	8:14.06
1988	Julius Kariuki	KEN	8:05.51	Peter Koech	KEN	8:06.79	Mark Rowland	GBR	8:07.96
1992	Matthew Birir	KEN	8:08.94	Patrick Sang	KEN	8:09.55	William Mutwol	KEN	8:10.74
1996	Joseph Keter	KEN	8:07.12	Moses Kiptanui	KEN	8:08.33	Alessandro Lambruschini	ITA	8:11.28
2000	Reuben Kosgei	KEN	8:21.43	Wilson Boit Kipketer	KEN	8:21.77	Ali Ezzine	MAR	8:22.15
2004	Ezekiel Kemboi	KEN	8:05.81	Brimin Kipruto	KEN	8:06.11	Paul Kipsiele Koech	KEN	8:06.64
2008	Brimin Kipruto	KEN	8:10.34	Mahiedine Mekhissi-Benabbad	FRA	8:10.49	Richard Matelong	KEN	8:11.01

110 Metres Hurdles

1896	Thomas Curtis	USA	17.6	Grantley Goulding	GBR	17.7	-		
1900	Alvin Kraenzlein	USA	15.4	John McLean	USA	15.5	Fred Moloney	USA	15.6
1904	Fred Schule	USA	16.0	Thaddeus Shideler	USA	16.2	Lesley Ashburner	USA	16.4
1906	Robert Leavitt	USA	16.2	Alfred Healey	GBR	16.2	Vincent Dunkler	RSA	16.3
1908	Forrest Smithson	USA	15.0	John Garrels	USA	15.7	Arthur Shaw	USA	15.8
1912	Fred Kelly	USA	15.1	James Wendell	USA	15.2	Martin Hawkins	USA	15.3
1920	Earl Thomson	CAN	14.8	Harold Barron	USA	15.0	Feg Murray	USA	15.2
1924	Daniel Kinsey	USA	15.0	Sydney Atkinson	RSA	15.0	Sten-Pelle Pettersson	SWE	15.4

YEAR	GOLD			SILVER			BRONZE			Wind
1928	Sydney Atkinson	RSA	14.8	Stephen Anderson	USA	14.8	John Collier	USA	14.9	
1932	George Saling	USA	14.57	Percy Beard	USA	14.72	Don Finlay	GBR	14.79	
1936	Forrest Towns	USA	14.2	Don Finlay	GBR	14.4	Fritz Pollard	USA	14.4	
1948	William Porter	USA	13.9	Clyde Scott	USA	14.1	Craig Dixon	USA	14.1	<0
1952	Harrison Dillard	USA	13.91	Jack Davis	USA	14.00	Art Barnard	USA	14.40	
1956	Lee Calhoun	USA	13.70	Jack Davis	USA	13.73	Joel Shankle	USA	14.25	-1.9
1960	Lee Calhoun	USA	13.98	Willie May	USA	13.99	Hayes Jones	USA	14.17	0.1
1964	Hayes Jones	USA	13.67	Blaine Lindgren	USA	13.74	Anatoliy Mikhaylov	URS	13.78	2.0
1968	Willie Davenport	USA	13.33	Ervin Hall	USA	13.42	Eddy Ottoz	ITA	13.46	0.0
1972	Rod Milburn	USA	13.24	Guy Drut	FRA	13.34	Tomas Hill	USA	13.48	0.3
1976	Guy Drut	FRA	13.30	Alejandro Casañas	CUB	13.33	Willie Davenport	USA	13.38	0.0
1980	Thomas Munkelt	GDR	13.39	Alejandro Casañas	CUB	13.40	Aleksandr Puchkov	URS	13.44	0.9
1984	Roger Kingdom	USA	13.20	Greg Foster	USA	13.23	Arto Bryggare	FIN	13.40	-0.4
1988	Roger Kingdom	USA	12.98	Colin Jackson	GBR	13.28	Tonie Campbell	USA	13.38	1.5
1992	Mark McKoy	CAN	13.12	Tony Dees	USA	13.24	Jack Pierce	USA	13.26	0.8
1996	Allen Johnson	USA	12.95	Mark Crear	USA	13.09	Florian Schwarthoff	GER	13.17	0.6
2000	Anier García	CUB	13.00	Terrence Trammell	USA	13.16	Mark Crear	USA	13.22	0.6
2004	Liu Xiang	CHN	12.91	Terrence Trammell	USA	13.18	Anier García	CUB	13.20	0.3
2008	Dayron Robles	CUB	12.93	David Payne	USA	13.17	David Oliver	USA	13.18	0.1
400 Metres Hurdles										
1896	Not contested									
1900	Walter Tewksbury	USA	57.6	Henri Tauzin	FRA	58.3	George Orton	CAN	58.9	
1904 76.2cm	Harry Hillman	USA	53.0	Frank Waller	USA	53.2	George Poage	USA	58.4	
1906	Not contested									
1908	Charles Bacon	USA	55.0	Harry Hillman	USA	55.3	Jimmy Tremeer	GBR	57.0	
1912	Not contested									
1920	Frank Loomis	USA	54.0	John Norton	USA	54.6	August Desch	USA	54.7	
1924	Morgan Taylor	USA	52.6	Erik Wilén	FIN	53.8	Ivan Riley	USA	54.2	
1928	Lord Burghley	GBR	53.4	Frank Cuhel	USA	53.6	Morgan Taylor	USA	53.6	
1932	Robert Tisdall	IRL	51.67	Glenn Hardin	USA	51.85	Morgan Taylor	USA	51.96	
1936	Glenn Hardin	USA	52.4	John Loaring	CAN	52.7	Miguel White	PHI	52.8	
1948	Roy Cochran	USA	51.1	Duncan White	SRI	51.8	Rune Larsson	SWE	52.2	
1952	Charlie Moore	USA	51.06	Yuriy Lituyev	URS	51.51	John Holland	NZL	52.26	
1956	Glenn Davis	USA	50.29	Eddie Southern	USA	50.94	Josh Culbreath	USA	51.74	
1960	Glenn Davis	USA	49.51	Clifton Cushman	USA	49.77	Dick Howard	USA	49.90	
1964	Rex Cawley	USA	49.6	John Cooper	GBR	50.1	Salvatore Morale	ITA	50.1	
1968	David Hemery	GBR	48.12	Gerhard Hennige	FRG	49.02	John Sherwood	GBR	49.03	
1972	John Akii-Bua	UGA	47.82	Ralph Mann	USA	48.51	David Hemery	GBR	48.52	
1976	Edwin Moses	USA	47.63	Mike Shine	USA	48.69	Yevgeniy Gavrilenko	URS	49.45	
1980	Volker Beck	GDR	48.70	Vasiliy Arkhipenko	URS	48.86	Gary Oakes	GBR	49.11	
1984	Edwin Moses	USA	47.75	Danny Harris	USA	48.13	Harald Schmid	FRG	48.19	
1988	Andre Phillips	USA	47.19	Amadou Dia Bâ	SEN	47.23	Edwin Moses	USA	47.56	
1992	Kevin Young	USA	46.78	Winthrop Graham	JAM	47.66	Kriss Akabusi	GBR	47.82	
1996	Derrick Adkins	USA	47.54	Samuel Matete	ZAM	47.78	Calvin Davis	USA	47.96	
2000	Angelo Taylor	USA	47.50	Hadi Al-Somaily	KSA	47.53	Llewellyn Herbert	RSA	47.81	
2004	Felix Sánchez	DOM	47.63	Danny McFarlane	JAM	48.11	Naman Keita	FRA	48.26	
2008	Angelo Taylor	USA	47.25	Kerron Clement	USA	47.98	Bershawn Jackson	USA	48.06	
High Jump										
1896	Ellery Clark	USA	1.81	James Connolly	USA	1.65				
				Robert Garrett	USA	1.65				
1900	Irving Baxter	USA	1.90	Patrick Leahy	GBR	1.78	Lajos Gönczy	HUN	1.75	
1904	Samuel Jones	USA	1.803	Garrett Serviss	USA	1.778	Paul Weinstein	GER	1.778	
1906	Con Leahy	GBR	1.775	Lajos Gönczy	HUN	1.75	Themistoklis Diakidis	GRE	1.725	
							Herbert Kerrigan	USA	1.725	
1908	Harry Porter	USA	1.905	Con Leahy	GBR	1.88				
				István Somodi	HUN	1.88				
				Géo André	FRA	1.88				
1912	Alma Richards	USA	1.93	Hans Liesche	GER	1.91	George Horine	USA	1.89	
1920	Richmond Landon	USA	1.935	Harold Muller	USA	1.90	Bo Ekelund	SWE	1.90	
1924	Harold Osborn	USA	1.98	Leroy Brown	USA	1.95	Pierre Lewden	FRA	1.92	
1928	Bob King	USA	1.94	Benjamin Hedges	USA	1.91	Claude Ménard	FRA	1.91	
1932	Duncan McNaughton	CAN	1.97	Robert Van Osdel	USA	1.97	Simeon Toribio	PHI	1.97	
1936	Cornelius Johnson	USA	2.03	Dave Albritton	USA	2.00	Delos Thurber	USA	2.00	
1948	John Winter	AUS	1.98	Bjørn Paulson	NOR	1.95	George Stanich	USA	1.95	
1952	Walt Davis	USA	2.04	Ken Wiesner	USA	2.01	José da Conceição	BRA	1.98	
1956	Charles Dumas	USA	2.12	Chilla Porter	AUS	2.10	Igor Kashkarov	URS	2.08	
1960	Robert Shavlakadze	URS	2.16	Valeriy Brumel	URS	2.16	John Thomas	USA	2.14	

YEAR	GOLD			SILVER			BRONZE		
1964	Valeriy Brumel	URS	2.18	John Thomas	USA	2.18	John Rambo	USA	2.16
1968	Dick Fosbury	USA	2.24	Ed Caruthers	USA	2.22	Valentin Gavrilov	URS	2.20
1972	Jüri Tarmak	URS	2.23	Stefan Junge	GDR	2.21	Dwight Stones	USA	2.21
1976	Jacek Wszoła	POL	2.25	Greg Joy	CAN	2.23	Dwight Stones	USA	2.21
1980	Gerd Wessig	GDR	2.36	Jacek Wszoła	POL	2.31	Jörg Freimuth	GDR	2.31
1984	Dietmar Mögenburg	FRG	2.35	Patrik Sjöberg	SWE	2.33	Zhu Jianhua	CHN	2.31
1988	Gennadiy Avdyeyenko	URS	2.38	Hollis Conway	USA	2.36	Rudolf Povarnitsyn	URS	2.36
							Patrik Sjöberg	SWE	2.36
1992	Javier Sotomayor	CUB	2.34	Patrik Sjöberg	SWE	2.34	Artur Partyka	POL	2.34
							Tim Forsyth	AUS	2.34
							Hollis Conway	USA	2.34
1996	Charles Austin	USA	2.39	Artur Partyka	POL	2.37	Steve Smith	GBR	2.35
2000	Sergey Klyugin	RUS	2.35	Javier Sotomayor	CUB	2.32	Abderrahmane Hammad	ALG	2.32
2004	Stefan Holm	SWE	2.36	Matt Hemingway	USA	2.34	Jaroslav Bába	CZE	2.34
2008	Andrey Silnov	RUS	2.36	Germaine Mason	GBR	2.34	Yaroslav Rybakov	RUS	2.34
Pole Vault									
1896	William Hoyt	USA	3.30	Albert Tyler	USA	3.20	Evangelos Damaskos	GRE	2.60
							Ioannis Theodoropoulos	GRE	2.60
1900	Irving Baxter	USA	3.30	Meredith Colkett	USA	3.25	Carl “Flisa”Andersen	NOR	3.20
1904	Charles Dvorak	USA	3.505	Leroy Samse	USA	3.35	Louis Wilkins	USA	3.35
1906	Fernand Gonder	FRA	3.50	Bruno Söderström	SWE	3.40	Edward Glover	USA	3.35
1908	Edward Cook	USA	3.71	-			Charles Jacobs	USA	3.58
	Alfred Gilbert	USA	3.71	-			Edward Archibald	CAN	3.58
							Bruno Söderström	SWE	3.58
1912	Harry Babcock	USA	3.95	Frank Nelson	USA	3.85	-		
				Marcus Wright	USA	3.85			
1920	Frank Foss	USA	4.09	Henry Petersen	DEN	3.70	Edwin Myers	USA	3.60
1924	Lee Barnes	USA	3.95	Glenn Graham	USA	3.95	James Brooker	USA	3.90
1928	Sabin Carr	USA	4.20	William Droegemuller	USA	4.10	Charles McGinnis	USA	3.95
1932	Bill Miller	USA	4.315	Shuhei Nishida	JPN	4.30	George Jefferson	USA	4.20
1936	Earle Meadows	USA	4.35	Shuhei Nishida	JPN	4.25			
				Sueo Oe	JPN	4.25			
1948	Guinn Smith	USA	4.30	Erkki Kataja	FIN	4.20	Bob Richards	USA	4.20
1952	Bob Richards	USA	4.55	Don Laz	USA	4.50	Ragnar Lundberg	SWE	4.40
1956	Bob Richards	USA	4.56	Bob Gutowski	USA	4.53	Yorgos Roubanis	GRE	4.50
1960	Don Bragg	USA	4.70	Ron Morris	USA	4.60	Eeles Landström	FIN	4.55
1964	Fred Hansen	USA	5.10	Wolfgang Reinhardt	GER	5.05	Klaus Lehnertz	GER	5.00
1968	Bob Seagren	USA	5.40	Claus Schiprowski	FRG	5.40	Wolfgang Nordwig	GDR	5.40
1972	Wolfgang Nordwig	GDR	5.50	Bob Seagren	USA	5.40	Jan Johnson	USA	5.35
1976	Tadeusz Slusarski	POL	5.50	Antti Kalliomäki	FIN	5.50	David Roberts	USA	5.50
1980	Wladyslaw Kozakiewicz	POL	5.78	Konstantin Volkov	URS	5.65			
				Tadeusz Slusarski	POL	5.65			
1984	Pierre Quinon	FRA	5.75	Mike Tully	USA	5.65	Earl Bell	USA	5.60
							Thierry Vigneron	FRA	5.60
1988	Sergey Bubka	URS	5.90	Radion Gataullin	URS	5.85	Grigoriy Yegorov	URS	5.80
1992	Maksim Tarasov	EUN	5.80	Igor Trandenkov	EUN	5.80	Javier García	ESP	5.75
1996	Jean Galfione	FRA	5.92	Igor Trandenkov	RUS	5.92	Andrei Tivontchik	GER	5.92
2000	Nick Hysong	USA	5.90	Lawrence Johnson	USA	5.90	Maksim Tarasov	RUS	5.90
2004	Tim Mack	USA	5.95	Toby Stevenson	USA	5.90	Giuseppe Gibilisco	ITA	5.85
2008	Steven Hooker	AUS	5.96	Yevgeniy Lukyanenko	RUS	5.85	Denys Yurchenko	UKR	5.70
Long Jump									
1896	Ellery Clark	USA	6.35	Robert Garrett	USA	6.00	James Connolly	USA	5.84
1900	Alvin Kraenzlein	USA	7.185	Myer Prinstein	USA	7.175	Patrick Leahy	GBR	6.95
1904	Myer Prinstein	USA	7.34	Daniel Frank	USA	6.89	Robert Stangland	USA	6.88
1906	Myer Prinstein	USA	7.20	Peter O’Connor	GBR	7.025	Hugo Friend	USA	6.96
1908	Frank Irons	USA	7.48	Daniel Kelly	USA	7.09	Calvin Bricker	CAN	7.08
1912	Albert Gutterson	USA	7.60	Calvin Bricker	CAN	7.21	Georg Åberg	SWE	7.18
1920	William Pettersson	SWE	7.15	Carl Johnson	USA	7.095	Erik Abrahamsson	SWE	7.08
1924	DeHart Hubbard	USA	7.445	Ed Gourdin	USA	7.275	Sverre Hansen	NOR	7.26
1928	Ed Hamm	USA	7.73	Silvio Cator	HAI	7.58	Al Bates	USA	7.40
1932	Ed Gordon	USA	7.64	Lambert Redd	USA	7.60	Chuhei Nambu	JPN	7.45
1936	Jesse Owens	USA	8.06w	Luz Long	GER	7.87w	Naoto Tajima	JPN	7.74w
1948	Willie Steele	USA	7.825	Theo Bruce	AUS	7.555	Herb Douglas	USA	7.545
1952	Jerome Biffle	USA	7.57	Meredith Gourdine	USA	7.53	Odön Földessy	HUN	7.30
1956	Greg Bell	USA	7.83	John Bennett	USA	7.68	Jorma Valkama	FIN	7.48

YEAR	GOLD			SILVER			BRONZE		
1960	Ralph Boston	USA	8.12	Bo Roberson	USA	8.11	Igor Ter-Ovanesyan	URS	8.04
1964	Lynn Davies	GBR	8.07	Ralph Boston	USA	8.03	Igor Ter-Ovanesyan	URS	7.99
1968	Bob Beamon	USA	8.90	Klaus Beer	GDR	8.19	Ralph Boston	USA	8.16
1972	Randy Williams	USA	8.24	Hans Baumgartner	FRG	8.18	Arnie Robinson	USA	8.03
1976	Arnie Robinson	USA	8.35	Randy Williams	USA	8.11	Frank Wartenberg	GDR	8.02
1980	Lutz Dombrowski	GDR	8.54	Frank Paschek	GDR	8.21	Valeriy Podluzhniy	URS	8.18
1984	Carl Lewis	USA	8.54	Gary Honey	AUS	8.24	Giovanni Evangelisti	ITA	8.24
1988	Carl Lewis	USA	8.72	Mike Powell	USA	8.49	Larry Myricks	USA	8.27
1992	Carl Lewis	USA	8.67	Mike Powell	USA	8.64	Joe Greene	USA	8.34
1996	Carl Lewis	USA	8.50	James Beckford	JAM	8.29	Joe Greene	USA	8.24
2000	Iván Pedroso	CUB	8.55	Jai Taurima	AUS	8.49	Roman Shchurenko	UKR	8.31
2004	Dwight Phillips	USA	8.59	John Moffitt	USA	8.47	Joan Lino Martínez	ESP	8.32
2008	Irving Saladino	PAN	8.34	Khotso Mokoena	RSA	8.24	Ibrahim Camejo	CUB	8.20
Triple Jump									
1896	James Connolly	USA	13.71	Alexandre Tuffère	FRA	12.70	Ioannis Persakis	GRE	12.52
1900	Myer Prinstein	USA	14.47	James Connolly	USA	13.97	Lewis Sheldon	USA	13.64
1904	Myer Prinstein	USA	14.35	Fred Englehardt	USA	13.90	Robert Stangland	USA	13.36
1906	Peter O'Connor	GBR	14.075	Con Leahy	GBR	13.98	Thomas Cronan	USA	13.70
1908	Tim Ahearne	GBR	14.915	Garfield MacDonald	CAN	14.76	Edvard Larsen	NOR	14.395
1912	Gustaf Lindblom	SWE	14.76	Georg Åberg	SWE	14.51	Erik Almlöf	SWE	14.17
1920	Vilho Tuulos	FIN	14.505	Folke Jansson	SWE	14.48	Erik Almlöf	SWE	14.27
1924	Nick Winter	AUS	15.52	Luis Brunetto	ARG	15.42	Vilho Tuulos	FIN	15.37
1928	Mikio Oda	JPN	15.21	Levi Casey	USA	15.17	Vilho Tuulos	FIN	15.11
1932	Chuhei Nambu	JPN	15.72	Erik Svensson	SWE	15.32	Kenkichi Oshima	JPN	15.12
1936	Naoto Tajima	JPN	16.00	Masao Harada	JPN	15.66	Jack Metcalfe	AUS	15.50
1948	Arne Åhman	SWE	15.40	George Avery	AUS	15.36	Rudi Sarialp	TUR	15.02
1952	Adhemar da Silva	BRA	16.22	Leonid Shcherbakov	URS	15.98	Arnoldo Devonish	VEN	15.52
1956	Adhemar da Silva	BRA	16.35	Vilhjalmur Einarsson	ISL	16.26	Vitold Kreyer	URS	16.02
1960	Józef Schmidt	POL	16.81	Vladimir Goryayev	URS	16.63	Vitold Kreyer	URS	16.43
1964	Józef Schmidt	POL	16.85	Oleg Fedoseyev	URS	16.58	Viktor Kravchenko	URS	16.57
1968	Viktor Saneyev	URS	17.39	Nelson Prudencio	BRA	17.27	Giuseppe Gentile	ITA	17.22
1972	Viktor Saneyev	URS	17.35	Jörg Drehmel	GDR	17.31	Nelson Prudencio	BRA	17.05
1976	Viktor Saneyev	URS	17.29	James Butts	USA	17.18	João de Oliveira	BRA	16.90
1980	Jaak Uudmäe	URS	17.35	Viktor Saneyev	URS	17.24	João de Oliveira	BRA	17.22
1984	Al Joyner	USA	17.26w	Mike Conley	USA	17.18	Keith Connor	GBR	16.87
1988	Khristo Markov	BUL	17.61	Igor Lapshin	URS	17.52	Aleksandr Kovalenko	URS	17.42
1992	Mike Conley	USA	18.17w	Charles Simpkins	USA	17.60	Frank Rutherford	BAH	17.36
1996	Kenny Harrison	USA	18.09	Jonathan Edwards	GBR	17.88	Yoelbi Quesada	CUB	17.44
2000	Jonathan Edwards	GBR	17.71	Yoel García	CUB	17.47	Denis Kapustin	RUS	17.46
2004	Christian Olsson	SWE	17.79	Marian Oprea	ROU	17.55	Danila Burkenya	RUS	17.48
2008	Nelson Évora	POR	17.67	Phillips Idowu	GBR	17.62	Leevan Sands	BAH	17.59
Shot Put									
1896	Robert Garrett	USA	11.22	Miltiadis Gouskos	GRE	11.20	Georyios Papasideris	GRE	10.36
1900	Richard Sheldon	USA	14.10	Josiah McCracken	USA	12.85	Robert Garrett	USA	12.35
1904	Ralph Rose	USA	14.81	Wesley Coe	USA	14.40	Leon Feuerbach	USA	13.37
1906	Martin Sheridan	USA	12.325	Mihály Dávid	HUN	11.85	Erik Lemming	SWE	11.26
1908	Ralph Rose	USA	14.21	Dennis Horgan	GBR	13.62	John Garrels	USA	13.18
1912	Pat McDonald	USA	15.34	Ralph Rose	USA	15.25	Lawrence Whitney	USA	13.93
1920	Ville Pörhölä	FIN	14.81	Elmer Niklander	FIN	14.15	Harry Liversedge	USA	14.15
1924	Bud Houser	USA	14.99	Glenn Hartranft	USA	14.89	Ralph Hills	USA	14.64
1928	John Kuck	USA	15.87	Herman Brix	USA	15.75	Emil Hirschfeld	GER	15.72
1932	Leo Sexton	USA	16.00	Harlow Rothert	USA	15.67	František Douda	CZE	15.61
1936	Hans Woellke	GER	16.20	Sulo Bärlund	FIN	16.12	Gerhard Stöck	GER	15.66
1948	Wilbur Thompson	USA	17.12	Jim Delaney	USA	16.68	Jim Fuchs	USA	16.42
1952	Parry O'Brien	USA	17.41	Darrow Hooper	USA	17.39	Jim Fuchs	USA	17.06
1956	Parry O'Brien	USA	18.57	Bill Nieder	USA	18.18	Jirí Skobla	CZE	17.65
1960	Bill Nieder	USA	19.68	Parry O'Brien	USA	19.11	Dallas Long	USA	19.01
1964	Dallas Long	USA	20.33	Randy Matson	USA	20.20	Vilmos Varjú	HUN	19.39
1968	Randy Matson	USA	20.54	George Woods	USA	20.12	Eduard Gushchin	URS	20.09
1972	Wladyslaw Komar	POL	21.18	George Woods	USA	21.17	Hartmut Briesenick	GDR	21.14
1976	Udo Beyer	GDR	21.05	Yevgeniy Mironov	URS	21.03	Aleksandr Baryshnikov	URS	21.00
1980	Vladimir Kiselyov	URS	21.35	Aleksandr Baryshnikov	URS	21.08	Udo Beyer	GDR	21.06
1984	Alessandro Andrei	ITA	21.26	Michael Carter	USA	21.09	Dave Laut	USA	20.97
1988	Ulf Timmermann	GDR	22.47	Randy Barnes	USA	22.39	Werner Günthör	SUI	21.99
1992	Mike Stulce	USA	21.70	Jim Doehring	USA	20.96	Vyacheslav Lykho	EUN	20.94
1996	Randy Barnes	USA	21.62	John Godina	USA	20.79	Aleksandr Bagach	UKR	20.75

YEAR	GOLD			SILVER			BRONZE		
2000	Arsi Harju	FIN	21.29	Adam Nelson	USA	21.21	John Godina	USA	21.20
2004	Yuriy Belonog	UKR	21.16	Adam Nelson	USA	21.16	Joachim B. Olsen	DEN	21.07
2008	Tomasz Majewski	POL	21.51	Christian Cantwell	USA	21.09	Andrei Mikhnevich	BLR	21.05

Discus Throw

1896	Robert Garrett	USA	29.15	Pan. Paraskevopoulos	GRE	28.95	Sotirios Versis	GRE	28.78
1900	Rudolf Bauer	HUN	36.04	František Janda-Suk	BOH	35.25	Richard Sheldon	USA	34.60
1904	Martin Sheridan	USA	39.28	Ralph Rose	USA	39.28	Nikolaos Yeorgantas	GRE	37.68
1906	Martin Sheridan	USA	41.46	Nikolaos Yeorgantas	GRE	38.06	Werner Järvinen	FIN	36.82
1908	Martin Sheridan	USA	40.89	Merritt Giffin	USA	40.70	Bill Horr	USA	39.44
1912	Armas Taipale	FIN	45.21	Richard Byrd	USA	42.32	James Duncan	USA	42.28
1920	Elmer Niklander	FIN	44.68	Armas Taipale	FIN	44.19	Augustus Pope	USA	42.13
1924	Bud Houser	USA	46.15	Vilho Niittymaa	FIN	44.95	Thomas Lieb	USA	44.83
1928	Bud Houser	USA	47.32	Antero Kivi	FIN	47.23	James Corson	USA	47.10
1932	John Anderson	USA	49.49	Henri LaBorde	USA	48.47	Paul Winter	FRA	47.85
1936	Ken Carpenter	USA	50.48	Gordon Dunn	USA	49.36	Giorgio Oberweger	ITA	49.23
1948	Adolfo Consolini	ITA	52.78	Giuseppe Tosi	ITA	51.78	Fortune Gordien	USA	50.77
1952	Sim Iness	USA	55.03	Adolfo Consolini	ITA	53.78	James Dillion	USA	53.28
1956	Al Oerter	USA	56.36	Fortune Gordien	USA	54.81	Des Koch	USA	54.40
1960	Al Oerter	USA	59.18	Rink Babka	USA	58.02	Dick Cochran	USA	57.16
1964	Al Oerter	USA	61.00	Ludvík Danek	CZE	60.52	Dave Weill	USA	59.49
1968	Al Oerter	USA	64.78	Lothar Milde	GDR	63.08	Ludvík Danek	CZE	62.92
1972	Ludvík Danek	CZE	64.40	Jay Silvester	USA	63.50	Ricky Bruch	SWE	63.40
1976	Mac Wilkins	USA	67.50	Wolfgang Schmidt	GDR	66.22	John Powell	USA	65.70
1980	Viktor Rashchupkin	URS	66.64	Imrich Bugár	CZE	66.38	Luís Delís	CUB	66.32
1984	Rolf Danneberg	FRG	66.60	Mac Wilkins	USA	66.30	John Powell	USA	65.46
1988	Jürgen Schult	GDR	68.82	Romas Ubartas	URS	67.48	Rolf Danneberg	FRG	67.38
1992	Romas Ubartas	LTU	65.12	Jürgen Schult	GER	64.94	Roberto Moya	CUB	64.12
1996	Lars Riedel	GER	69.40	Vladimir Dubrovshchik	BLR	66.60	Vasiliy Kaptyukh	BLR	65.80
2000	Virgilijus Alekna	LTU	69.30	Lars Riedel	GER	68.50	Frantz Kruger	RSA	68.19
2004	Virgilijus Alekna	LTU	69.89	Zoltán Kövágó	HUN	67.04	Aleksander Tammert	EST	66.66
2008	Gerd Kanter	EST	68.82	Piotr Malachowski	POL	67.82	Virgilijus Alekna	LTU	67.79

Hammer Throw

1896	Not contested								
1900	John Flanagan	USA	51.01	Truxton Hare	USA	46.25	Josiah McCracken	USA	44.50
1904	John Flanagan	USA	51.23	John DeWitt	USA	50.265	Ralph Rose	USA	45.73
1906	Not contested								
1908	John Flanagan	USA	51.92	Matt McGrath	USA	51.18	Con Walsh	USA	48.50
1912	Matt McGrath	USA	54.74	Duncan Gillis	CAN	48.39	Clarence Childs	USA	48.17
1920	Patrick Ryan	USA	52.875	Carl-Johan Lind	SWE	48.43	Basil Bennet	USA	48.25
1924	Fred Tootell	USA	53.29	Matt McGrath	USA	50.84	Malcolm Nokes	GBR	48.87
1928	Pat O'Callaghan	IRL	51.39	Ossian Skiöld	SWE	51.29	Edmund Black	USA	49.03
1932	Pat O'Callaghan	IRL	53.92	Ville Pörhölä	FIN	52.27	Peter Zaremba	USA	50.33
1936	Karl Hein	GER	56.49	Erwin Blask	GER	55.04	Fred Warngård	SWE	54.83
1948	Imre Németh	HUN	56.07	Ivan Gubijan	YUG	54.27	Robert Bennett	USA	53.73
1952	József Csermák	HUN	60.34	Karl Storch	GER	58.86	Imre Németh	HUN	57.74
1956	Harold Connolly	USA	63.19	Mikhail Krivonosov	URS	63.03	Anatoliy Samotsvetov	URS	62.56
1960	Vasiliy Rudenkov	URS	67.10	Gyula Zsivótzky	HUN	65.79	Tadeusz Rut	POL	65.64
1964	Romuald Klim	URS	69.74	Gyula Zsivótzky	HUN	69.09	Uwe Beyer	FRG	68.09
1968	Gyula Zsivótzky	HUN	73.36	Romuald Klim	URS	73.28	Lázár Lovász	HUN	69.78
1972	Anatoliy Bondarchuk	URS	75.50	Jochen Sachse	GDR	74.96	Vasiliy Khmelevskiy	URS	74.04
1976	Yuriy Sedykh	URS	77.52	Aleksey Spiridonov	URS	76.08	Anatoliy Bondarchuk	URS	75.48
1980	Yuriy Sedykh	URS	81.80	Sergey Litvinov	URS	80.64	Jüri Tamm	URS	78.96
1984	Juha Tiainen	FIN	78.08	Karl-Hans Riehm	FRG	77.98	Klaus Ploghaus	FRG	76.68
1988	Sergey Litvinov	URS	84.80	Yuriy Sedykh	URS	83.76	Jüri Tamm	URS	81.16
1992	Andrey Abduvaliyev	EUN	82.54	Igor Astapkovich	EUN	81.96	Igor Nikulin	EUN	81.38
1996	Balázs Kiss	HUN	81.24	Lance Deal	USA	81.12	Aleksey Krykun	UKR	80.02
2000	Szymon Ziólkowski	POL	80.02	Nicola Vizzoni	ITA	79.64	Igor Astapkovich	BLR	79.17
2004	Koji Murofushi	JPN	82.91	Ivan Tikhon	BLR	79.81	Esfref Apak	TUR	79.51
2008	Primož Kozmus	SLO	82.02	Vadim Devyatovski	BLR	81.61	Ivan Tikhon	BLR	81.51

Javelin Throw

1896 to 1904: Not contested

1908	Eric Lemming	SWE	54.825	Arne Halse	NOR	50.57	Otto Nilsson	SWE	47.10
1912	Eric Lemming	SWE	60.64	Juho Saaristo	FIN	58.66	Mór Kóvács	HUN	55.50
1920	Jonni Myyrä	FIN	65.78	Urho Peltonen	FIN	63.605	Pekko Johansson	FIN	63.095
1924	Jonni Myyrä	FIN	62.96	Gunnar Lindström	SWE	60.92	Eugene Oberst	USA	58.35

YEAR	GOLD			SILVER			BRONZE		
1928	Erik Lundqvist	SWE	66.60	Béla Szepes	HUN	65.26	Olav Sunde	NOR	63.97
1932	Matti Järvinen	FIN	72.71	Matti Sippala	FIN	69.80	Eino Penttilä	FIN	68.70
1936	Gerhard Stöck	GER	71.84	Yrjö Nikkanen	FIN	70.77	Kalervo Toivonen	FIN	70.72
1948	Tapio Rautavaara	FIN	69.77	Steve Seymour	USA	67.56	József Várszegi	HUN	67.03
1952	Cyrus Young	USA	73.78	Bill Miller	USA	72.46	Toivo Hyytiainen	FIN	71.89
1956	Egil Danielsen	NOR	85.71	Janusz Sidło	POL	79.98	Viktor Tsybulenko	URS	79.50
1960	Viktor Tsybulenko	URS	84.64	Walter Krüger	GER	79.36	Gergely Kulcsár	HUN	78.57
1964	Pauli Nevala	FIN	82.66	Gergely Kulcsár	HUN	82.32	Jānis Lūsis	URS	80.57
1968	Jānis Lūsis	URS	90.10	Jorma Kinnunen	FIN	88.58	Gergely Kulcsár	HUN	87.06
1972	Klaus Wolfermann	FRG	90.48	Jānis Lūsis	URS	90.46	Bill Schmidt	USA	84.42
1976	Miklós Németh	HUN	94.58	Hannu Siitonen	FIN	87.92	Gheorghe Megelea	ROU	87.16
1980	Dainis Kūla	URS	91.20	Aleksandr Makarov	URS	89.64	Wolfgang Hanisch	GDR	86.72
1984	Arto Härkönen	FIN	86.76	David Ottley	GBR	85.74	Kenth Eldebrink	SWE	83.72
1988	Tapio Korjus	FIN	84.28	Jan Železný	CZE	84.12	Seppo Räty	FIN	83.26
1992	Jan Železný	CZE	89.66	Seppo Räty	FIN	86.60	Steve Backley	GBR	83.38
1996	Jan Železný	CZE	88.16	Steve Backley	GBR	87.44	Seppo Räty	FIN	86.98
2000	Jan Železný	CZE	90.17	Steve Backley	GBR	89.85	Sergey Makarov	RUS	88.67
2004	Andreas Thorkildsen	NOR	86.50	Vadims Vasiļevskis	LAT	84.95	Sergey Makarov	RUS	84.84
2008	Andreas Thorkildsen	NOR	90.57	Ainārs Kovals	LAT	86.64	Tero Pitkämäki	FIN	86.16

Decathlon

1896, 1900 & 1908: Not contested

All scores on tables in use at time of competition

1912#	Jim Thorpe	USA	8412.955						
	Hugo Wieslander	SWE	7724.495	Charles Lomberg	SWE	7413.510	Gösta Holmer	SWE	7347.855
1920	Helge Løvland	NOR	6804.355	Brutus Hamilton	USA	6771.085	Bertil Ohlsson	SWE	6580.03
1924	Harold Osborn	USA	7710.775	Emerson Norton	USA	7350.895	Aleksander Klumberg	EST	7329.36
1928	Paavo Yrjölä	FIN	8053.29	Akilles Järvinen	FIN	7931.5	Ken Doherty	USA	7706.65
1932	Jim Bausch	USA	8462.235	Akilles Järvinen	FIN	8292.48	Wolrad Eberle	GER	8030.805
1936	Glenn Morris	USA	7900	Bob Clark	USA	7601	Jack Parker	USA	7275
1948	Bob Mathias	USA	7139	Ignace Heinrich	FRA	6974	Floyd Simmons	USA	6950
1952	Bob Mathias	USA	7887	Milt Campbell	USA	6975	Floyd Simmons	USA	6788
1956	Milt Campbell	USA	7937	Rafer Johnson	USA	7587	Vasiliy Kuznetsov	URS	7465
1960	Rafer Johnson	USA	8392	Yang Chuan-Kwang	TPE	8334	Vasiliy Kuznetsov	URS	7809
1964	Willi Holdorf	FRG	7887	Rein Aun	URS	7842	Hans-Joachim Walde	GER	7809
1968	Bill Toomey	USA	8193	Hans-Joachim Walde	FRG	8111	Kurt Bendlin	FRG	8064
1972	Mykola Avilov	URS	8454	Leonid Litvinenko	URS	8035	Ryszard Katus	POL	7984
1976	Bruce Jenner	USA	8618	Guido Kratschmer	FRG	8411	Mykola Avilov	URS	8369
1980	Daley Thompson	GBR	8495	Yuriy Kutsenko	URS	8331	Sergey Zhelanov	URS	8135
1984	Daley Thompson	GBR	8798	Jürgen Hingsen	FRG	8673	Siegfried Wentz	FRG	8412
1988	Christian Schenk	GDR	8488	Torsten Voss	GDR	8399	Dave Steen	CAN	8328
1992	Robert Zmelík	CZE	8611	Antonio Peñalver	ESP	8412	Dave Johnson	USA	8309
1996	Dan O'Brien	USA	8824	Frank Busemann	GER	8706	Tomás Dvorák	CZE	8664
2000	Erki Nool	EST	8641	Román Šebrle	CZE	8606	Chris Huffins	USA	8595
2004	Román Šebrle	CZE	8893	Bryan Clay	USA	8820	Dmitriy Karpov	KAZ	8725
2008	Bryan Clay	USA	8791	Andrey Kravchenko	BLR	8551	Leonel Suárez	CUB	8527

 # Thorpe originally finished outright first but was later disqualified for a breach of amateur rules. He was reinstated in 1982 by the IOC, but only as joint first

20 Kilometres Walk

1896 to 1952: Not contested

1956	Leonid Spirin	URS	1:31:27.4	Antonas Mikenas	URS	1:32:03.0	Bruno Junk	URS	1:32:12.0
1960	Vladimir Golubnichiy	URS	1:34:07.2	Noel Freeman	AUS	1:34:16.4	Stan Vickers	GBR	1:34:56.4
1964	Ken Matthews	GBR	1:29:34.0	Dieter Lindner	GDR	1:31:13.2	Vladimir Golubnichiy	URS	1:31:59.4
1968	Vladimir Golubnichiy	URS	1:33:58.4	José Pedraza	MEX	1:34:00.0	Mykola Smaga	URS	1:34:03.4
1972	Peter Frenkel	GDR	1:26:42.4	Vladimir Golubnichiy	URS	1:26:55.2	Hans-Georg Reimann	GDR	1:27:16.6
1976	Daniel Bautista	MEX	1:24:40.6	Hans-Georg Reimann	GDR	1:25:13.8	Peter Frenkel	GDR	1:25:29.4
1980	Maurizio Damilano	ITA	1:23:35.5	Pyotr Pochenchuk	URS	1:24:45.4	Roland Wieser	GDR	1:25:58.2
1984	Ernesto Canto	MEX	1:23.13	Raúl González	MEX	1:23.20	Maurizio Damilano	ITA	1:23.26
1988	Jozef Pribilinec	CZE	1:19:57	Ronald Weigel	GDR	1:20:00	Maurizio Damilano	ITA	1:20:14
1992	Daniel Plaza	ESP	1:21:45	Guillaume Leblanc	CAN	1:22:25	Giovanni DeBenedictis	ITA	1:23:11
1996	Jefferson Pérez	ECU	1:20:07	Ilya Markov	RUS	1:20:16	Bernado Segura	MEX	1:20:23
2000	Robert Korzeniowski	POL	1:18:59	Noe Hernández	MEX	1:19:03	Vladimir Andreyev	RUS	1:19:27
2004	Ivano Brugnetti	ITA	1:19:40	Francisco Fernández	ESP	1:19:45	Nathan Deakes	AUS	1:20:02
2008	Valeriy Borchin	RUS	1:19:01	Jefferson Pérez	ECU	1:19:15	Jared Tallent	AUS	1:19:42

50 Kilometres Walk

1896 to 1928: Not contested

1932	Tommy Green	GBR	4:50:10	Jānis Daliņš	LAT	4:57:20	Ugo Frigerio	ITA	4:59:06
1936	Harold Whitlock	GBR	4:30:41.4	Arthur Tell Schwab	SUI	4:32:09.2	Adalberts Bubenko	LAT	4:32:42.2

YEAR	GOLD			SILVER			BRONZE		
1948	John Ljunggren	SWE	4:41:52	Gaston Godel	SUI	4:48:17	Tebbs Lloyd-Johnson	GBR	4:48:31
1952	Giuseppe Dordoni	ITA	4:28:07.8	Josef Doležal	CZE	4:30:17.8	Antal Róka	HUN	4:31:27.2
1956	Norman Read	NZL	4:30:42.8	Yevgeniy Maskinskov	URS	4:32:57.0	John Ljunggren	SWE	4:35:02.0
1960	Don Thompson	GBR	4:25:30.0	John Ljunggren	SWE	4:25:47.0	Abdon Pamich	ITA	4:27:55.4
1964	Abdon Pamich	ITA	4:11:12.4	Paul Nihill	GBR	4:11:31.2	Ingvar Pettersson	SWE	4:14:17.4
1968	Christoph Höhne	GDR	4:20:13.6	Antal Kiss	HUN	4:30:17.0	Larry Young	USA	4:31:55.4
1972	Bernd Kannenberg	FRG	3:56:11.57	Veniamin Soldatenko	URS	3:58:24.0	Larry Young	USA	4:00:46.0
1976	Not contested								
1980	Hartwig Gauder	GDR	3:49:23.4	Jordi Llopart	ESP	3:51:25	Yevgeniy Ivchenko	URS	3:56:32
1984	Raúl González	MEX	3:47:26	Bo Gustafsson	SWE	3:53:19	Alessandro Bellucci	ITA	3:53:45
1988	Vyacheslav Ivanenko	URS	3:38:29	Ronald Weigel	GDR	3:38:56	Hartwig Gauder	GDR	3:39:45
1992	Andrey Perlov	EUN	3:50:13	Carlos Mercenario	MEX	3:52:09	Ronald Weigel	GER	3:53:45
1996	Robert Korzeniowski	POL	3:43:30	Mikhail Shchennikov	RUS	3:43:46	Valentí Massana	ESP	3:44:19
2000	Robert Korzeniowski	POL	3:42:22	Aigars Fadejevs	LAT	3:43:40	Joel Sánchez	MEX	3:44:36
2004	Robert Korzeniowski	POL	3:38:46	Denis Nizhegorodov	RUS	3:42:50	Aleksey Voyevodin	RUS	3:43:34
2008	Alex Schwazer	ITA	3:37:09	Jared Tallent	AUS	3:39:27	Denis Nizhegorodov	RUS	3:40:14

4 x 100 Metres Relay

1896 to 1908: Not contested

1912	Great Britain & Ireland	42.4	Sweden	42.6	-
1920	United States	42.2	France	42.5	Sweden	42.8
1924	United States	41.0	Great Britain & NI	41.2	Holland	41.8
1928	United States	41.0	Germany	41.2	Great Britain & NI	41.8
1932	United States	40.10	Germany	40.9	Italy	41.2
1936	United States	39.8	Italy	41.13	Germany	41.30
1948	United States	40.7	Great Britain & NI	41.5	Italy	41.8
1952	United States	40.26	USSR	40.58	Hungary	40.83
1956	United States	39.60	USSR	39.93	Germany	40.34
1960	Germany	39.66	USSR	40.24	Great Britain & NI	40.32
1964	United States	39.06	Poland	39.36	France	39.36
1968	United States	38.24	Cuba	38.40	France	38.43
1972	United States	38.19	USSR	38.50	FRG	38.79
1976	United States	38.33	GDR	38.66	USSR	38.78
1980	USSR	38.26	Poland	38.33	France	38.53
1984	United States	37.83	Jamaica	38.62	Canada	38.70
1988	USSR	38.19	Great Britain & NI	38.28	France	38.40
1992	United States	37.40	Nigeria	37.98	Cuba	38.00
1996	Canada	37.69	United States	38.05	Brazil	38.41
2000	United States	37.61	Brazil	37.90	Cuba	38.04
2004	Great Britain & NI	38.07	United States	38.08	Nigeria	38.23
2008	Jamaica	37.10	Trinidad & Tobago	38.06	Japan	38.15

4 x 400 Metres Relay

1896 to 1906: Not contested

1912	United States	3:16.6	France	3:20.7	Great Britain & Ireland	3:23.2
1920	Great Britain & Ireland	3:22.2	South Africa	3:24.2	France	3:23.9
1924	United States	3:16.0	Sweden	3:17.0	Great Britain & NI	3:17.4
1928	United States	3:14.2	Germany	3:14.8	Canada	3:15.4
1932	United States	3:08.14	Great Britain & NI	3:11.2	Canada	3:12.8
1936	Great Britain & NI	3:09.0	United States	3:11.0	Germany	3:11.8
1948	United States	3:10.4	France	3:14.8	Sweden	3:16.0
1952	Jamaica	3:04.04	United States	3:04.21	Germany	3:06.78
1956	United States	3:04.81	Australia	3:06.19	Great Britain & NI	3:07.19
1960	United States	3:02.37	Germany	3:02.84	British West Indies	3:04.13
1964	United States	3:00.7	Great Britain & NI	3:01.6	Trinidad & Tobago	3:01.7
1968	United States	2:56.16	Kenya	2:59.64	FRG	3:00.57
1972	Kenya	2:59.83	Great Britain & NI	3:00.46	France	3:00.65
1976	United States	2:58.65	Poland	3:01.43	FRG	3:01.98
1980	USSR	3:01.08	GDR	3:01.26	Italy	3:04.3
1984	United States	2:57.91	Great Britain & NI	2:59.13	Nigeria	2:59.32
1988	United States	2:56.16	Jamaica	3:00.30	FRG	3:00.56
1992	United States	2:55.74	Cuba	2:59.51	Great Britain & NI	2:59.73
1996	United States	2:55.99	Great Britain & NI	2:56.60	Jamaica	2:59.42
2000	Nigeria	2:58.68	Jamaica	2:58.78	Bahamas	2:59.23
2004	United States	2:55.91	Australia	3:00.60	Nigeria	3:00.90
2008	United States	2:55.39	Bahamas	2:58.03	Russia	2:58.06

WOMEN (From 1928)

100 Metres

YEAR	GOLD			SILVER			BRONZE			Wind
1928	Betty Robinson	USA	12.2	Fanny Rosenfeld	CAN	12.2	Ethel Smith	CAN	12.3	
1932	Stella Walasiewicz	POL	11.9	Hilda Strike	CAN	11.9	Bille Von Bremen	USA	12.0	
1936	Helen Stephens	USA	11.5w	Stella Walasiewicz	POL	11.7	Käthe Krauss	GER	11.9	3.5
1948	Fanny Blankers-Koen	NED	12.2	Dorothy Manley	GBR	12.4	Shirley Strickland	AUS	12.6	<0
1952	Marjorie Jackson	AUS	11.67	Daphne Hasenjager	RSA	12.05	Shirley Strickland	AUS	12.12	1.7
1956	Betty Cuthbert	AUS	11.82	Christa Stubnick	GDR	11.92	Marlene Matthews	AUS	11.94	-2.3
1960	Wilma Rudolph	USA	11.18w	Dorothy Hyman	GBR	11.43	Giuseppina Leone	ITA	11.48	2.8
1964	Wyomia Tyus	USA	11.49	Edith Maguire	USA	11.62	Ewa Klobukowska	POL	11.64	-1.2
1968	Wyomia Tyus	USA	11.08	Barbara Ferrell	USA	11.15	Irena Szewińska	POL	11.19	1.2
1972	Renate Stecher	GDR	11.07	Raelene Boyle	AUS	11.23	Silvia Chivás	CUB	11.24	-0.2
1976	Annegret Richter	FRG	11.08	Renate Stecher	GDR	11.13	Inge Helten	FRG	11.17	0.0
1980	Lyudmila Kondratyeva	URS	11.06	Marlies Göhr	GDR	11.07	Ingrid Auerswald	GDR	11.14	1.0
1984	Evelyn Ashford	USA	10.97	Alice Brown	USA	11.13	Merlene Ottey-Page	JAM	11.16	-1.2
1988	Florence Griffith Joyner	USA	10.54w	Evelyn Ashford	USA	10.83	Heike Drechsler	GDR	10.85	3.0
1992	Gail Devers	USA	10.82	Juliet Cuthbert	JAM	10.83	Irina Privalova	EUN	10.84	-1.0
1996	Gail Devers	USA	10.94	Merlene Ottey	JAM	10.94	Gwen Torrence	USA	10.96	-0.7
2000	Not awarded¶			Katerína Thánou	GRE	11.12	Merlene Ottey	JAM	11.19	-0.4
				Tanya Lawrence	JAM	11.18				
2004	Yuliya Nesterenko	BLR	10.93	Lauryn Williams	USA	10.96	Veronica Campbell	JAM	10.97	0.1
2008	Shelly-Ann Fraser	JAM	10.78	Sherone Simpson	JAM	10.98				0.0
				Kerron Stewart	JAM	10.98				

¶ This race was originally won by Marion Jones USA who in 2008 admitted to doping violations and was disqualified. Original silver medallist Katerina Thanou GRE has not been upgraded to gold medal status and remains silver medallist alongside Tanya Lawrence JAM who was promoted from bronze. In December 2009, the IOC spokesman Mark Adams explained that Thanou "disgraced herself and the Olympic movement by avoiding three doping tests ... she admitted anti-doping violations when she accepted a two-year suspension from the IAAF. The rankings in the actual race are a matter for the IAAF, and they are changed, but the actual awarding of any medal is not a right. Therefore, in this case, it will not happen. It is felt that with her conduct, she did not deserve to be honoured with this recognition."

200 Metres

										Wind
1928 to 1936: Not contested										
1948	Fanny Blankers-Koen	NED	24.4	Audrey Williamson	GBR	25.2	Audrey Patterson	USA	25.3	0.0
1952	Marjorie Jackson	AUS	23.89	Bertha Brouwer	NED	24.25	Nadyezhda Khnykina	URS	24.37	
1956	Betty Cuthbert	AUS	23.55	Christa Stubnick	GER	23.89	Marlene Mathews	AUS	24.10	
1960	Wilma Rudolph	USA	24.13	Jutta Heine	GER	24.58	Dorothy Hyman	GBR	24.82	<0.0
1964	Edith Maguire	USA	23.05	Irena Kirszenstein	POL	23.13	Marilyn Black	AUS	23.18	0.8
1968	Irena Szewińska	POL	22.58	Raelene Boyle	AUS	22.74	Jennifer Lamy	AUS	22.88	2.0
1972	Renate Stecher	GDR	22.40	Raelene Boyle	AUS	22.45	Irena Szewińska	POL	22.74	1.1
1976	Bärbel Eckert	GDR	22.37	Annegret Richter	FRG	22.39	Renate Stecher	GDR	22.47	0.0
1980	Bärbel Wöckel	GDR	22.03	Natalya Bochina	URS	22.19	Merlene Ottey	JAM	22.20	1.5
1984	Valerie Brisco-Hooks	USA	21.81	Florence Griffith	USA	22.04	Merlene Ottey-Page	JAM	22.09	-0.1
1988	Florence Griffith Joyner	USA	21.34	Grace Jackson	JAM	21.72	Heike Drechsler	GDR	21.95	1.3
1992	Gwen Torrence	USA	21.81	Juliet Cuthbert	JAM	22.02	Merlene Ottey	JAM	22.09	-0.6
1996	Marie-José Pérec	FRA	22.12	Merlene Ottey	JAM	22.24	Mary Onyali	NGR	22.38	0.3
2000	Pauline Davis	BAH	22.27	Susanthika Jayasinghe	SRI	22.28	Beverley McDonald	JAM	22.35	0.7
2004	Veronica Campbell	JAM	22.05	Allyson Felix	USA	22.18	Debbie Ferguson	BAH	22.30	0.8
2008	Veronica Campbell-Brown	JAM	21.74	Allyson Felix	USA	21.93	Kerron Stewart	JAM	22.00	0.6

** Photo-finish subsequently revealed that Shirley Strickland (AUS) placed third ahead of Patterson*

400 Metres

1928 to 1960: Not contested									
1964	Betty Cuthbert	AUS	52.01	Ann Packer	GBR	52.20	Judy Amoore	AUS	53.4
1968	Colette Besson	FRA	52.03	Lillian Board	GBR	52.12	Natalya Pechonkina	URS	52.25
1972	Monika Zehrt	GDR	51.08	Rita Wilden	FRG	51.21	Kathy Hammond	USA	51.64
1976	Irena Szewińska	POL	49.28	Christina Brehmer	GDR	50.51	Ellen Streidt	GDR	50.55
1980	Marita Koch	GDR	48.88	Jarmila Kratochvílová	CZE	49.46	Christina Lathan	GDR	49.66
1984	Valerie Brisco-Hooks	USA	48.83	Chandra Cheeseborough	USA	49.05	Kathy Cook	GBR	49.43
1988	Olga Bryzgina	URS	48.65	Petra Müller	GDR	49.45	Olga V. Nazarova	URS	49.90
1992	Marie-José Pérec	FRA	48.83	Olga Bryzgina	EUN	49.05	Ximena Restrepo	COL	49.64
1996	Marie-José Pérec	FRA	48.25	Cathy Freeman	AUS	48.63	Falilat Ogunkoya	NGR	49.10
2000	Cathy Freeman	AUS	49.11	Lorraine Graham	JAM	49.58	Katharine Merry	GBR	49.72
2004	Tonique Williams-Darling	BAH	49.41	Ana Guevar	MEX	49.56	Natalya Antyukh	RUS	49.89
2008	Christine Ohuruogu	GBR	49.62	Shericka Williams	JAM	49.69	Sanya Richards	USA	49.93

800 Metres

1928	Lina Radke	GER	2:16.8	Kinuye Hitomi	JPN	2:17.6	Inga Gentzel	SWE	2:18.8
1932 to 1956: Not contested									
1960	Lyudmila Shevtsova	URS	2:04.50	Brenda Jones	AUS	2:04.58	Ursula Donath	GDR	2:05.73
1964	Ann Packer	GBR	2:01.1	Maryvonne Dupureur	FRA	2:01.9	Marise Chamberlain	NZL	2:02.8
1968	Madeline Manning	USA	2:00.92	Ilona Silai	ROU	2:02.58	Maria Gommers	NED	2:02.63

YEAR	GOLD			SILVER			BRONZE			Wind
1972	Hildegard Falck	FRG	1:58.55	Niolé Sabaité	URS	1:58.65	Gunhild Hoffmeister	GDR	1:59.19	
1976	Tatyana Kazankina	URS	1:54.94	Nikolina Shtereva	BUL	1:55.42	Elfi Zinn	GDR	1:55.60	
1980	Nadyezhda Olizarenko	URS	1:53.43	Olga Mineyeva	URS	1:54.81	Tatyana Providokhina	URS	1:55.46	
1984	Doina Melinte	ROU	1:57.60	Kim Gallagher	USA	1:58.63	Fiţa Lovin	ROU	1:58.83	
1988	Sigrun Wodars	GDR	1:56.10	Christine Wachtel	GDR	1:56.64	Kim Gallagher	USA	1:56.91	
1992	Ellen van Langen	NED	1:55.54	Liliya Nurutdinova	EUN	1:55.99	Ana Quirot	CUB	1:56.80	
1996	Svetlana Masterkova	RUS	1:57.73	Ana Quirot	CUB	1:58.11	Maria Mutola	MOZ	1:58.71	
2000	Maria Mutola	MOZ	1:56.15	Stephanie Graf	AUT	1:56.64	Kelly Holmes	GBR	1:56.80	
2004	Kelly Holmes	GBR	1:56.38	Hasna Benhassi	MAR	1:56.43	Jolanda Čeplak	SLO	1:56.43	
2008	Pamela Jelimo	KEN	1:54.87	Janeth Jepkosgei	KEN	1:56.07	Hasna Benhassi	MAR	1:56.73	
1500 Metres										
1928 to 1968: Not contested										
1972	Lyudmila Bragina	URS	4:01.38	Gunhild Hoffmeister	GDR	4:02.83	Paola Cacchi	ITA	4:02.85	
1976	Tatyana Kazankina	URS	4:05.48	Gunhild Hoffmeister	GDR	4:06.02	Ulrike Klapezynski	GDR	4:06.09	
1980	Tatyana Kazankina	URS	3:56.56	Christiane Wartenberg	GDR	3:57.71	Nadyezhda Olizarenko	URS	3:59.52	
1984	Gabriella Dorio	ITA	4:03.25	Doina Melinte	ROU	4:03.76	Maricica Puică	ROU	4:04.15	
1988	Paula Ivan	ROU	3:53.96	Laima Baikauskaité	URS	4:00.24	Tatyana Samolenko	URS	4:00.30	
1992	Hassiba Boulmerka	ALG	3:55.30	Lyudmila Rogachova	EUN	3:56.91	Qu Yunxia	CHN	3:57.08	
1996	Svetlana Masterkova	RUS	4:00.83	Gabriela Szabo	ROU	4:01.54	Theresia Kiesl	AUT	4:03.02	
2000	Nouria Mérah-Benida	ALG	4:05.10	Violeta Szekely	ROU	4:05.15	Gabriela Szabo	ROU	4:05.27	
2004	Kelly Holmes	GBR	3:57.90	Tatyana Tomashova	RUS	3:58.12	Maria Cioncan	ROU	3:58.39	
2008	Nancy Lagat	KEN	4:00.23	Iryna Lishchynska	UKR	4:01.63	Nataliya Tobias	UKR	4:01.78	
3000/5000 Metres										
1928 to 1980: Not contested; replaced by 5000m from 1996										
1984	Maricica Puică	ROU	8:35.96	Wendy Sly	GBR	8:39.47	Lynn Williams	CAN	8:42.14	
1988	Tatyana Samolenko	URS	8:26.53	Paula Ivan	ROU	8:27.15	Yvonne Murray	GBR	8:29.02	
1992	Yelena Romanova	EUN	8:46.04	Tatyana Dorovskikh	EUN	8:46.85	Angela Chalmers	CAN	8:47.22	
1996	Wang Junxia	CHN	14:59.88	Pauline Konga	KEN	15:03.49	Roberta Brunet	ITA	15:07.52	
2000	Gabriela Szabo	ROU	14:40.79	Sonia O'Sullivan	IRL	14:41.02	Gete Wami	ETH	14:42.23	
2004	Meseret Defar	ETH	14:45.65	Isabella Ochichi	KEN	14:48.19	Tirunesh Dibaba	ETH	14:51.83	
2008	Tirunesh Dibaba	ETH	15:41.40	Elvan Abeylegesse	TUR	15:42.74	Meseret Defar	ETH	15:44.12	
10,000 Metres										
1928 to 1984: Not contested										
1988	Olga Bondarenko	URS	31:05.21	Liz McColgan	GBR	31:08.44	Yelena Zhupiyova	URS	31:19.82	
1992	Derartu Tulu	ETH	31:06.02	Elana Meyer	RSA	31:11.75	Lynn Jennings	USA	31:19.89	
1996	Fernanda Ribeiro	POR	31:01.63	Wang Junxia	CHN	31:02.58	Gete Wami	ETH	31:06.65	
2000	Derartu Tulu	ETH	30:17.49	Gete Wami	ETH	30:22.48	Fernanda Ribeiro	POR	30:22.88	
2004	Xing Huina	CHN	30:24.36	Ejegayehu Dibaba	ETH	30:24.98	Derartu Tulu	ETH	30:26.42	
2008	Tirunesh Dibaba	ETH	29:54.66	Elvan Abeylegesse	TUR	29:56.34	Shalane Flanagan	USA	30:22.22	
Marathon										
1928 to 1980: Not contested										
1984	Joan Benoit	USA	2:24:52	Grete Waitz	NOR	2:26:18	Rosa Mota	POR	2:26:57	
1988	Rosa Mota	POR	2:25:40	Lisa Martin	AUS	2:25:53	Katrin Dörre	GDR	2:26:21	
1992	Valentina Yegorova	EUN	2:32:41	Yuko Arimori	JPN	2:32:49	Lorraine Moller	NZL	2:33:59	
1996	Fatuma Roba	ETH	2:26:05	Valentina Yegorova	RUS	2:28:05	Yuko Arimori	JPN	2:28:39	
2000	Naoko Takahashi	JPN	2:23:14	Lidia Simon	ROU	2:23:22	Joyce Chepchumba	KEN	2:24:45	
2004	Mizuki Noguchi	JPN	2:26:20	Catherine Ndereba	KEN	2:26:32	Deena Kastor	USA	2:27:20	
2008	Constantina Tomescu-Dita	ROU	2:26:44	Catherine Ndereba	KEN	2:27:06	Zhou Chunxiu	CHN	2:27:07	
3000 Metres Steeplechase										
1928 to 2004: Not contested										
2008	Gulnara Samitova-Galkina	RUS	8:58.81	Eunice Jepkorir	KEN	9:07.41	Yekaterina Volkova	RUS	9:07.64	
80/100 Metres Hurdles										
100 Metres from 1972										
1928	Not contested									
1932	Mildred Didrikson	USA	11.7	Evelyne Hall	USA	11.7	Marjorie Clark	RSA	11.8	
1936	Trebisonda Valla	ITA	11.75	Anny Steuer	GER	11.81	Elizabeth Taylor	CAN	11.82	1.4
1948	Fanny Blankers-Koen	NED	11.4	Maureen Gardner	GBR	11.5	Shirley Strickland	AUS	11.5	1.9
1952	Shirley Strickland	AUS	11.01	Mariya Golubnichaya	URS	11.24	Maria Sander	GER	11.38	
1956	Shirley Strickland	AUS	10.96	Gisela Köhler	GER	11.12	Norma Thrower	AUS	11.25	-1.3
1960	Irina Press	URS	10.93	Carole Quinton	GBR	10.99	Gisela Birkemeyer	GER	11.13	0.0
1964	Karin Balzer	GER	10.54w	Teresa Ciepla	POL	10.55	Pam Kilborn	AUS	10.56	2.3
1968	Maureen Caird	AUS	10.39	Pam Kilborn	AUS	10.46	Chi Cheng	TPE	10.51	0.0
1972	Annelie Ehrhardt	GDR	12.59	Valeria Bufanu	ROU	12.84	Karin Balzer	GDR	12.90	-0.6
1976	Johanna Schaller	GDR	12.77	Tatyana Anisimova	URS	12.78	Natalya Lebedeva	URS	12.80	0.0

YEAR	GOLD			SILVER			BRONZE			Wind
1980	Vera Komisova	URS	12.56	Johanna Klier	GDR	12.63	Lucyna Langer	POL	12.65	1.0
1984	Benita Fitzgerald-Brown	USA	12.84	Shirley Strong	GBR	12.88	Kim Turner	USA	13.06	-0.7
							Michèle Chardonnet	FRA	13.06	
1988	Yordanka Donkova	BUL	12.38	Gloria Siebert	GDR	12.61	Claudia Zaczkiewicz	FRG	12.75	0.2
1992	Voula Patoulídou	GRE	12.64	LaVonna Martin	USA	12.69	Yordanka Donkova	BUL	12.70	0.4
1996	Ludmila Engquist	SWE	12.58	Brigita Bukovec	SLO	12.59	Patricia Girard-Léno	FRA	12.65	0.2
2000	Olga Shishigina	KAZ	12.65	Glory Alozie	NGR	12.68	Melissa Morrison	USA	12.76	0.0
2004	Joanna Hayes	USA	12.37	Yelena Krasovska	UKR	12.45	Melissa Morrison	USA	12.56	1.5
2008	Dawn Harper	USA	12.54	Sally McLellan	AUS	12.64	Priscilla Lopes-Schliep	CAN	12.64	0.1

400 Metres Hurdles

1928 to 1980: Not contested

1984	Nawal El Moutawakel	MAR	54.61	Judi Brown	USA	55.20	Cristieana Cojocaru	ROU	55.41
1988	Debbie Flintoff-King	AUS	53.17	Tatyana Ledovskaya	URS	53.18	Ellen Fiedler	GDR	53.63
1992	Sally Gunnell	GBR	53.23	Sandra Farmer-Patrick	USA	53.69	Janeene Vickers	USA	54.31
1996	Deon Hemmings	JAM	52.82	Kim Batten	USA	53.08	Tonja Buford-Bailey	USA	53.22
2000	Irina Privalova	RUS	53.02	Deon Hemmings	JAM	53.45	Nezha Bidouane	MAR	53.57
2004	Faní Halkiá	GRE	52.82	Ionela Tîrlea-Manolache	ROU	53.38	Tatyana Tereshchuk	UKR	53.44
2008	Melaine Walker	JAM	52.64	Sheena Tosta	USA	53.70	Tasha Danvers	GBR	53.84

High Jump

1928	Ethel Catherwood	CAN	1.59	Carolina Gisolf	NED	1.56	Mildred Wiley	USA	1.56
1932	Jean Shiley	USA	1.65	Mildred Didrikson	USA	1.65	Eva Dawes	CAN	1.60
1936	Ibolya Csák	HUN	1.60	Dorothy Odam	GBR	1.60	Elfriede Kaun	GER	1.60
1948	Alice Coachman	USA	1.68	Dorothy Tyler	GBR	1.68	Micheline Ostermeyer	FRA	1.61
1952	Esther Brand	RSA	1.67	Sheila Lerwill	GBR	1.65	Aleksandra Chudina	URS	1.63
1956	Mildred McDaniel	USA	1.76	Maria Pisareva	URS	1.67			
				Thelma Hopkins	GBR	1.67			
1960	Iolanda Balaş	ROU	1.85	Jar. Józwiakowska	POL	1.71			
				Dorothy Shirley	GBR	1.71			
1964	Iolanda Balaş	ROU	1.90	Michele Brown	AUS	1.80	Taisiya Chenchik	URS	1.78
1968	Miloslava Rezková	CZE	1.82	Antonina Okorokova	URS	1.80	Valentina Kozyr	URS	1.80
1972	Ulrike Meyfarth	FRG	1.92	Yordanka Blagoeva	BUL	1.88	Ilona Gusenbauer	AUT	1.88
1976	Rosemarie Ackermann	GDR	1.93	Sara Simeoni	ITA	1.91	Yordanka Blagoeva	BUL	1.91
1980	Sara Simeoni	ITA	1.97	Urszula Kielan	POL	1.94	Jutta Kirst	GDR	1.94
1984	Ulrike Meyfarth	FRG	2.02	Sara Simeoni	FRG	2.00	Joni Huntley	USA	1.97
1988	Louise Ritter	USA	2.03	Stefka Kostadinova	BUL	2.01	Tamara Bykova	URS	1.99
1992	Heike Henkel	GER	2.02	Alina Astafei	ROU	2.00	Ioamnet Quintero	CUB	1.97
1996	Stefka Kostadinova	BUL	2.05	Niki Bakoyianni	GRE	2.03	Inga Babakova	UKR	2.01
2000	Yelena Yelesina	RUS	2.01	Hestrie Cloete	RSA	2.01	Oana Pantelimon	ROU	1.99
							Kajsa Bergqvist	SWE	1.99
2004	Yelena Slesarenko	RUS	2.06	Hestrie Cloete	RSA	2.02	Viktoriya Styopina	UKR	2.02
2008	Tia Hellebaut	BEL	2.05	Blanka Vlašić	CRO	2.05	Anna Chicherova	RUS	2.03

Pole Vault

1928 to 1996: Not contested

2000	Stacy Dragila	USA	4.60	Tatiana Grigorieva	AUS	4.55	Vala Flosadóttir	ISL	4.50
2004	Yelena Isinbaeva	RUS	4.91	Svetlana Feofanova	RUS	4.75	Anna Rogowska	POL	4.70
2008	Yelena Isinbaeva	RUS	5.05	Jenn Stuczynski	USA	4.80	Svetlana Feofanova	RUS	4.75

Long Jump

1928 to 1936: Not contested

1948	Olga Gyarmati	HUN	5.695	Noémi de Portela	ARG	5.60	Ann-Britt Leyman	SWE	5.575
1952	Yvette Williams	NZL	6.24	Aleksandra Chudina	URS	6.14	Shirley Cawley	GBR	5.92
1956	Elżbieta Krzesińska	POL	6.35	Willye White	USA	6.09	Nadyezda Dvalishvili	URS	6.07
1960	Vera Krepkina	URS	6.37	Elzbieta Krzesinska	POL	6.27	Hildrun Claus	GDR	6.21
1964	Mary Rand	GBR	6.76	Irena Kirszenstein	POL	6.60	Tatyana Shchelkanova	URS	6.42
1968	Viorica Viscopoleanu	ROU	6.82	Sheila Sherwood	GBR	6.68	Tatyana Talysheva	URS	6.66
1972	Heide Rosendahl	FRG	6.78	Diana Yorgova	BUL	6.77	Eva Suranová	CZE	6.67
1976	Angela Voigt	GDR	6.72	Kathy McMillan	USA	6.66	Lidiya Alfeyeva	URS	6.60
1980	Tatyana Kolpakova	URS	7.06	Brigitte Wujak	GDR	7.04	Tatyana Skatchko	URS	7.01
1984	Anișoara Stanciu	ROU	6.96	Valy Ionescu	ROU	6.81	Sue Hearnshaw	GBR	6.80w
1988	Jackie Joyner-Kersee	USA	7.40	Heike Drechsler	GDR	7.22	Galina Chistyakova	URS	7.11
1992	Heike Drechsler	GER	7.14	Inessa Kravets	EUN	7.12	Jackie Joyner-Kersee	USA	7.07
1996	Chioma Ajunwa	NGR	7.12	Fiona May	ITA	7.02	Jackie Joyner-Kersee	USA	7.00
2000	Heike Drechsler	GER	6.99	Fiona May	ITA	6.92	Tatyana Kotova	RUS	6.83
2004	Tatyana Lebedeva	RUS	7.07	Irina Simagina	RUS	7.05	Tatyana Kotova	RUS	7.05
2008	Maurren Higa Maggi	BRA	7.04	Tatyana Lebedeva	RUS	7.03	Blessing Okagbare	NGR	6.91

YEAR	GOLD			SILVER			BRONZE		
Triple Jump									
1928 to 1992: Not contested									
1996	Inessa Kravets	UKR	15.33	Inna Lasovskaya	RUS	14.98	Šárka Kašpárková	CZE	14.98
2000	Tereza Marinova	BUL	15.20	Tatyana Lebedeva	RUS	15.00	Yelena Govorova	UKR	14.96
2004	Françoise Mbango	CMR	15.30	Hrysopiyí Devetzí	GRE	15.25	Tatyana Lebedeva	RUS	15.14
2008	Françoise Mbango	CMR	15.39	Tatyana Lebedeva	RUS	15.32	Hrysopiyí Devetzí	GRE	15.23
Shot Put									
1928 to 1936: Not contested									
1948	Micheline Ostermeyer	FRA	13.75	Amelia Piccinini	ITA	13.09	Ina Schäffer	AUT	13.08
1952	Galina Zybina	URS	15.28	Marianne Werner	GER	14.57	Klavdiya Tochonova	URS	14.50
1956	Tamara Tyshkevich	URS	16.59	Galina Zybina	URS	16.53	Marianne Werner	GER	15.61
1960	Tamara Press	URS	17.32	Johanna Lüttge	GER	16.61	Earlene Brown	USA	16.42
1964	Tamara Press	URS	18.14	Renate Garisch	GER	17.61	Galina Zybina	URS	17.45
1968	Margitta Gummel	GDR	19.61	Marita Lange	GDR	18.78	Nadyezda Chizhova	URS	18.19
1972	Nadyezda Chizhova	URS	21.03	Margitta Gummel	GDR	20.22	Ivanka Khristova	BUL	19.35
1976	Ivanka Khristova	BUL	21.16	Nadyezda Chizhova	URS	20.96	Helena Fibingerová	CZE	20.67
1980	Ilona Slupianek	GDR	22.41	Svetlana Krachevskaya	URS	21.42	Margitta Pufe	GDR	21.20
1984	Claudia Losch	FRG	20.48	Mihaela Loghin	ROU	20.47	Gael Martin	AUS	19.19
1988	Natalya Lisovskaya	URS	22.24	Kathrin Neimke	GDR	21.07	Li Meisu	CHN	21.06
1992	Svetlana Krivelyova	EUN	21.06	Huang Zhihong	CHN	20.47	Kathrin Neimke	GER	19.78
1996	Astrid Kumbernuss	GER	20.56	Sui Xinmei	CHN	19.88	Irina Khudorozhkina	RUS	19.35
2000	Yanina Korolchik	BLR	20.56	Larisa Peleshenko	RUS	19.92	Astrid Kumbernuss	GER	19.62
2004	Yumeileidi Cumbá	CUB	19.59	Nadine Kleinert	GER	19.55	Svetlana Krivelyova	RUS	19.49
2008	Valerie Vili	NZL	20.56	Natallia Mikhnevich	BLR	20.28	Nadzeya Ostapchuk	BLR	19.86
Discus Throw									
1928	Helena Konopacka	POL	39.62	Lillian Copeland	USA	37.08	Ruth Svedberg	SWE	35.92
1932	Lillian Copeland	USA	40.58	Ruth Osburn	USA	40.12	Jadwiga Wajs	POL	38.74
1936	Gisela Mauermayer	GER	47.63	Jadwiga Wajs	POL	46.22	Paula Mollenhauer	GER	39.80
1948	Micheline Ostermeyer	FRA	41.92	Edera Gentile	ITA	41.17	Jacqueline Mazéas	FRA	40.47
1952	Nina Romashkova	URS	51.42	Yelizaveta Bagriantseva	URS	47.08	Nina Dumbadze	URS	46.29
1956	Olga Fikotová	CZE	53.69	Irina Beglyakova	URS	52.54	Nina Ponomaryova	URS	52.02
1960	Nina Ponomaryova	URS	55.10	Tamara Press	URS	52.59	Lia Manoliu	ROU	52.36
1964	Tamara Press	URS	57.27	Ingrid Lotz	GER	57.21	Lia Manoliu	ROU	56.97
1968	Lia Manoliu	ROU	58.28	Liesel Westermann	FRG	57.76	Jolan Kleiber-Kontsek	HUN	54.90
1972	Faina Melnik	URS	66.62	Argentina Menis	ROU	65.06	Vasilka Stoeva	BUL	64.34
1976	Evelin Schlaak	GDR	69.00	Mariya Vergova	BUL	67.30	Gabriele Hinzmann	GDR	66.84
1980	Evelin Jahl	GDR	69.96	Mariya Petkova	BUL	67.90	Tatyana Lesovaya	URS	67.40
1984	Ria Stalman	NED	65.36	Leslie Deniz	USA	64.86	Florența Crăciunescu	ROU	63.64
1988	Martina Hellmann	GDR	72.30	Diana Gansky	GDR	71.88	Tsvetanka Khristova	BUL	69.74
1992	Maritza Marten	CUB	70.06	Tsvetanka Khristova	BUL	67.78	Daniela Costian	AUS	66.24
1996	Ilke Wyludda	GER	69.66	Natalya Sadova	RUS	66.48	Ellina Zvereva	BLR	65.64
2000	Ellina Zvereva	BLR	68.40	Anastasía Kelesídou	GRE	65.71	Irina Yatchenko	BLR	65.20
2004	Natalya Sadova	RUS	67.02	Anastasia Kelesídou	GRE	66.68	Irina Yatchenko	BLR	66.17
2008	Stephanie Brown Trafton	USA	64.74	Yarelis Barrios	CUB	63.64	Yelena Antonova	UKR	62.59
Hammer Throw									
1928 to 1996: Not contested									
2000	Kamila Skolimowska	POL	71.16	Olga Kuzenkova	RUS	69.77	Kirsten Münchow	GER	69.28
2004	Olga Kuzenkova	RUS	75.02	Yipsi Moreno	CUB	73.36	Yunaika Crawford	CUB	73.16
2008	Oksana Menkova	BLR	76.34	Yipsi Moreno	CUB	75.20	Zhang Wenxiu	CHN	74.32
Javelin Throw									
1928	*Not contested*								
1932	Mildred Didrikson	USA	43.68	Ellen Braumüller	GER	43.50	Tilly Fleischer	GER	43.15
1936	Tilly Fleischer	GER	45.18	Luise Krüger	GER	43.29	Maria Kwaśniewska	POL	41.80
1948	Hermine Bauma	AUT	45.57	Kaisa Parviainen	FIN	43.79	Lily Carlstedt	DEN	42.08
1952	Dana Zátopková	CZE	50.47	Aleksandra Chudina	URS	50.01	Yelena Gorchakova	URS	49.76
1956	Inese Jaunzeme	URS	53.86	Marlene Ahrens	CHI	50.38	Nadyezda Konyayeva	URS	50.28
1960	Elvira Ozolina	URS	55.98	Dana Zátopková	CZE	53.78	Birutė Kalėdienė	URS	53.45
1964	Mihaela Peneş	ROU	60.54	Márta Rudas	HUN	58.27	Yelena Gorchakova	URS	57.06
1968	Angela Németh	HUN	60.36	Mihaela Penes	ROU	59.92	Eva Janko	AUT	58.04
1972	Ruth Fuchs	GDR	63.88	Jacqueline Todten	GDR	62.54	Kate Schmidt	USA	59.94
1976	Ruth Fuchs	GDR	65.94	Marion Becker	FRG	64.70	Kate Schmidt	USA	63.96
1980	María Colón	CUB	68.40	Saida Gunba	URS	67.76	Ute Hommola	GDR	66.56
1984	Tessa Sanderson	GBR	69.56	Tiina Lillak	FIN	69.00	Fatima Whitbread	GBR	67.14
1988	Petra Felke	GDR	74.68	Fatima Whitbread	GBR	70.32	Beate Koch	GDR	67.30
1992	Silke Renk	GER	68.34	Natalya Shikolenko	EUN	68.26	Karen Forkel	GER	66.86
1996	Heli Rantanen	FIN	67.94	Louise McPaul	AUS	65.54	Trine Hattestad	NOR	64.98

YEAR	GOLD			SILVER			BRONZE		
2000	Trine Hattestad	NOR	68.91	Mirela Tzelíli	GRE	67.51	Osleidys Menéndez	CUB	66.18
2004	Osleidys Menéndez	CUB	71.53	Steffi Nerius	GER	65.82	Mirela Manjani	GRE	64.29
2008	Barbora Spotáková	CZE	71.42	Mariya Abakumova	RUS	70.78	Christina Obergföll	GER	66.13

Pentathlon/Heptathlon

1928 to 1960: Not contested

Heptathlon from 1984

All scores on tables in use at time of competition

1964	Irina Press	URS	5246	Mary Rand	GBR	5035	Galina Bystrova	URS	4956
1968	Ingrid Becker	FRG	5098	Liese Prokop	AUT	4966	Annamária Tóth	HUN	4959
1972	Mary Peters	GBR	4801	Heide Rosendahl	FRG	4791	Burglinde Pollak	GDR	4768
1976	Siegrun Siegl	GDR	4745	Christine Laser	GDR	4745	Burglinde Pollak	GDR	4740
1980	Nadyezda Tkachenko	URS	5083	Olga Rukavishnikova	URS	4937	Olga Kuragina	URS	4875
1984	Glynis Nunn	AUS	6390	Jackie Joyner	USA	6385	Sabine Everts	FRG	6363
1988	Jackie Joyner-Kersee	USA	7291	Sabine John	GDR	6897	Anke Behmer	GDR	6858
1992	Jackie Joyner-Kersee	USA	7044	Irina Belova	EUN	6845	Sabine Braun	GER	6649
1996	Ghada Shouaa	SYR	6780	Natasha Sazanovich	BLR	6563	Denise Lewis	GBR	6489
2000	Denise Lewis	GBR	6584	Yelena Prokhorova	RUS	6531	Natalya Sazanovich	BLR	6527
2004	Carolina Klüft	SWE	6952	Austra Skujytė	LTU	6435	Kelly Sotherton	GBR	6424
2008	Nataliya Dobrynska	UKR	6733	Hyleas Fountain	USA	6619	Tatyana Chernova	RUS	6591

10/20 Kilometres Walk

1928 to 1988 Not contested

20 Kilometres from 2000

1992	Chen Yueling	CHN	44:32	Yelena Nikolayeva	EUN	44:33	Li Chunxiu	CHN	44:41
1996	Yelena Nikolayeva	RUS	41:49	Elisabetta Perrone	ITA	42:12	Wang Yan	CHN	42:19
2000	Wang Liping	CHN	1:29:05	Kjersti Plätzer	NOR	1:29:33	Maria Vascó	ESP	1:30:23
2004	Athanasia Tsoumeléka	GRE	1:29:12	Olimpiada Ivanova	RUS	1:29:16	Jane Saville	AUS	1:29:25
2008	Olga Kaniskina	RUS	1:26:31	Kjersti Plätzer	NOR	1:27:07	Elisa Rigaudo	ITA	1:27:12

4 x 100 Metres Relay

1928	Canada	48.4	United States	48.8	Germany	49.0
1932	United States	46.86	Canada	47.0	Great Britain & NI	47.6
1936	United States	46.9	Great Britain & NI	47.6	Canada	47.8
1948	Netherlands	47.5	Australia	47.6	Canada	47.8
1952	United States	46.14	Germany	46.18	Great Britain & NI	46.41
1956	Australia	44.65	Great Britain & NI	44.70	United States	45.04
1960	United States	44.72	Germany	45.00	Poland	45.19
1964	Poland	43.69	United States	43.92	Great Britain & NI	44.09
1968	United States	42.88	Cuba	43.36	USSR	43.41
1972	FRG	42.81	GDR	42.95	Cuba	43.36
1976	GDR	42.55	FRG	42.59	USSR	43.09
1980	GDR	41.60	USSR	42.10	Great Britain & NI	42.43
1984	United States	41.65	Canada	42.77	Great Britain & NI	43.11
1988	United States	41.98	GDR	42.09	USSR	42.75
1992	United States	42.11	Unified Team	42.16	Nigeria	42.81
1996	United States	41.95	Bahamas	42.14	Jamaica	42.24
2000¶	Bahamas	41.95	Jamaica	42.13	United States	42.20
					4th: France	42.42
2004	Jamaica	41.73	Russia	42.27	France	42.54
2008	Russia	42.31	Belgium	42.54	Nigeria	43.04

¶ The United States were initially disqualified by the IOC (in April 2008) for a doping violation by team member Marion Jones, but in July 2010 were reinstated as bronze medallists (without Jones) after a successfull appeal by Jones's team-mates to The Court of Arbitration for Sport

4 x 400 Metres Relay

1928 to 1968: Not contested

1972	GDR	3:22.95	United States	3:25.15	FRG	3:26.51
1976	GDR	3:19.23	United States	3:22.81	USSR	3:24.24
1980	USSR	3:20.12	GDR	3:20.35	Great Britain & NI	3:27.5
1984	United States	3:18.29	Canada	3:21.21	FRG	3:22.98
1988	USSR	3:15.17	United States	3:15.51	GDR	3:18.29
1992	Unified Team	3:20.20	United States	3:20.92	Great Britain & NI	3:24.23
1996	United States	3:20.91	Nigeria	3:21.04	Germany	3:21.14
2000¶	United States	3:22.62	Jamaica	3:23.25	Russia	3:23.46
					4th: Nigeria	3:23.80
2004#	United States	3:19.01	Russia	3:20.16	Jamaica	3:22.00
					4th: Great Britain & NI	3:25.12
2008	United States	3:18.54	Russia	3:18.82	Jamaica	3:20.40

¶ The United States were initially disqualified by the IOC (in April 2008) for a doping violation by team member Marion Jones, but in July 2010 were reinstated as gold medallists (without Jones) after a successfull appeal by Jones's team-mates to The Court of Arbitration for Sport

 # Crystal Cox, who ran in the heats for the winning USA team in 2004, was disqualified for doping violations dating back to November 2001. At the time of writing (June 2011), the IOC have yet to confirm any adjustment to this result

Discontinued Events

YEAR	GOLD			SILVER			BRONZE		
MEN ONLY									
60 Metres									
1900	Alvin Kraenzlein	USA	7.0	Walter Tewksbury	USA	7.0	Stanley Rowley	AUS	7.1
1904	Archie Hahn	USA	7.0	William Hogenson	USA	7.2	Fay Moulton	USA	7.2
3000 Metres Team Race									
1912	United States		9	Sweden		13	Great Britain & Ireland		23
1920	United States		10	Great Britain & Ireland		20	Sweden		24
1924	Finland		8	Great Britain & NI		14	United States		25
Three Miles Team Race									
1908	Great Britain & Ireland		6	United States		19	France		32
5000 Metres Team Race									
1900	Great Britain & Ireland		26	France		29	-		
Four Miles Team Race									
1904	United States		27	United States		28	-		
Five Miles									
1906	Henry Hawtrey	GBR	26:11.8	John Svanberg	SWE	26:19.4	Edward Dahl	SWE	26:26.2
1908	Emil Voigt	GBR	25:11.2	Edward Owen	GBR	25:24.0	John Svanberg	SWE	25:37.2
Cross Country									
1912 12km	Hannes Kolehmainen	FIN	45:11.6	Hjalmar Andersson	SWE	45:44.8	John Eke	SWE	46:37.6
1920 8km	Paavo Nurmi	FIN	27:15.0	Eric Backman	SWE	27:17.6	Heikki Liimatainen	FIN	27:37.4
1924 10.7km	Paavo Nurmi	FIN	32:54.8	Ville Ritola	FIN	34:19.4	Earle Johnson	USA	35:21.0
Cross Country Team Race									
1912	Sweden		10	Finland		11	Great Britain & Ireland		49
1920	Finland		10	Great Britain & Ireland		21	Sweden		23
1924	Finland		11	United States		14	France		20
2500 Metres Steeplechase									
1900	George Orton	CAN	7:34.4	Sidney Robinson	GBR	7:35.8	Jacques Chastanié	FRA	7:42.0
2590 Metres Steeplechase									
1904	James Lightbody	USA	7:39.6	John Daly	GBR	8:01.6	Arthur Newton	USA	8:07.0
3200 Metres Steeplechase									
1908	Arthur Russell	GBR	10:47.8	Archie Robertson	GBR	10:48.4	John Eisele	USA	11:00.8
4000 Metres Steeplechase									
1900	John Rimmer	GBR	12:58.4	Charles Bennett	GBR	12:58.6	Sidney Robinson	GBR	12:58.8
200 Metres Hurdles									
1900	Alvin Kraenzlein	USA	25.4	Norman Pritchard	GBR	26.0	Walter Tewksbury	USA	26.1
1904	Harry Hillman	USA	24.6	Frank Castleman	USA	24.9	George Poage	USA	25.2
Standing High Jump									
1900	Ray Ewry	USA	1.655	Irving Baxter	USA	1.525	Lewis Sheldon	USA	1.50
1904	Ray Ewry	USA	1.60	Joseph Stadler	USA	1.45	Lawson Robertson	USA	1.45
1906	Ray Ewry	USA	1.56	Martin Sheridan	USA	1.40			
				Léon Dupont	BEL	1.40			
				Lawson Robertson	USA	1.40			
1908	Ray Ewry	USA	1.575	Kostas Tsiklitiras	GRE	1.55			
				John Biller	USA	1.55			
1912	Platt Adams	USA	1.63	Ben Adams	USA	1.60	Kostas Tsiklitiras	GRE	1.55
Standing Long Jump									
1900	Ray Ewry	USA	3.21	Irving Baxter	USA	3.135	Emile Torcheboeuf	FRA	3.03
1904	Ray Ewry	USA	3.47	Charles King	USA	3.28	John Biller	USA	3.25
1906	Ray Ewry	USA	3.30	Martin Sheridan	USA	3.095	Lawson Robertson	USA	3.05
1908	Ray Ewry	USA	3.335	Kostas Tsiklitiras	GRE	3.235	Martin Sheridan	USA	3.225
1912	Kostas Tsiklitiras	GRE	3.37	Platt Adams	USA	3.36	Ben Adams	USA	3.28
Standing Triple Jump									
1900	Ray Ewry	USA	10.58	Irving Baxter	USA	9.95	Robert Garrett	USA	9.50
1904	Ray Ewry	USA	10.55	Charles King	USA	10.16	Joseph Stadler	USA	9.60
Shot Put, both arms									
1912	Ralph Rose	USA	27.70	Patrick McDonald	USA	27.53	Elmer Niklander	FIN	27.14

YEAR	GOLD			SILVER			BRONZE		
Discus Throw, Greek Style									
1906	Verner Järvinen	FIN	35.17	Nicolaos Georgantas	GRE	32.80	István Mudin	HUN	31.91
1908	Martin Sheridan	USA	38.00	Bill Horr	USA	37.32	Verner Järvinen	FIN	36.48
Discus Throw, both arms									
1912	Armas Taipale	FIN	82.86	Elmer Niklander	FIN	77.96	Emil Magnusson	SWE	77.37
Javelin Throw, Freestyle									
1906	Eric Lemming	SWE	53.90	Knut Lindberg	SWE	45.17	Bruno Söderström	SWE	44.92
1908	Eric Lemming	SWE	54.44	Michel Dorizas	GRE	51.36	Arne Halse	NOR	49.73
Javelin Throw, both arms									
1912	Juho Saaristo	FIN	109.42	Väinö Siikaniemi	FIN	101.13	Urho Peltonen	FIN	100.24
56 Pound Weight Throw									
1904	Étienne Desmarteau	CAN	10.465	John Flanagan	USA	10.16	James Mitchel	USA	10.135
1920	Pat McDonald	USA	11.265	Pat Ryan	USA	10.965	Carl-Johan Lind	SWE	10.25
Stone Throw									
1906	Nicolaos Yeorgantas	GRE	19.925	Martin Sheridan	USA	19.035	Michel Dorizas	GRE	18.585
Pentathlon									
1906	Hjalmar Mellander	SWE	24	István Mudin	HUN	25	Eric Lemming	SWE	29
1912#	Jim Thorpe	USA	7						
	Ferdinand Bie	NOR	21	James Donahue	USA	29	Franke Lukeman	CAN	29
1920	Eero Lehtonen	FIN	14	Everett Bradley	USA	24	Hugo Lahtinen	FIN	26
1924	Eero Lehtonen	FIN	14	Elemér Somfay	HUN	16	Robert LeGendre	USA	18

 # Thorpe originally finished outright first but was later disqualified for a breach of amateur rules. He was reinstated in 1982 by the IOC, but only as joint first

All-Around

Consisted of 100yd, 1 mile, 120yd hurdles, 880yd walk, high jump, long jump, pole vault, shot put, hammer and 56lb weight

1904	Thomas Kiely	GBR	6036	Adam Gunn	USA	5907	Truxton Hare	USA	5813
1500 Metres Walk									
1906	George Bonhag	USA	7:12.6	Donald Linden	CAN	7:19.8	Konstantinos Spetsiotis	GRE	7:22.0
3000 Metres Walk									
1906	György Sztantics	HUN	15:13.2	Hermann Müller	GER	15:20.0	Yorgos Saridakis	GRE	15:33.0
1920	Ugo Frigerio	ITA	13:14.2	George Parker	AUS	13:19.6	Richard Remer	USA	13:22.2
3500 Metres Walk									
1908	George Larner	GBR	14:55.0	Ernest Webb	GBR	15:07.4	Harry Kerr	NZL	15:43.4
10 Kilometres Walk									
1912	George Goulding	CAN	46:28.4	Ernest Webb	GBR	46:50.4	Fernando Altimani	ITA	47:37.6
1920	Ugo Frigerio	ITA	48:06.2	Joseph Pearman	USA	49:40.2	Charles Gunn	GBR	49:43.9
1912	Ugo Frigerio	ITA	47:49.0	Gordon Goodwin	GBR	48:37.9	Cecil McMaster	RSA	49:08.0
1948	John Mikaelsson	SWE	45:13.2	Ingemar Johansson	SWE	45:43.8	Fritz Schwab	SUI	46:00.2
1952	John Mikaelsson	SWE	45:02.85	Fritz Schwab	SUI	45:41.03	Bruno Junk	URS	45:41.05
10 Miles Walk									
1908	George Larner	GBR	1:15:57.4	Ernest Webb	GBR	1:17:31.0	Edward Spencer	GBR	1:21:20.2
Medley Relay									
1908	USA		3:29.4	Germany		3:32.4	Hungary		3:32.5



Olympic Games Placing Tables

Here, points are awarded for the first eight placings in each event, with eight or Olympic gold down to one for 8th place. For ties, points are divided between the countries involved, so that for instance equal second place by two athletes is worth 6.5 points for each country. Points are only awarded for athletes who finished in the final, none are given to those who did not finish or were disqualified.

These tables now incorporate the placings and medals redistributed following the multiple individual disqualifications of Marion Jones in 2000 and 2004, including the case of the 2000 women's 100 metres where it was determined that two silvers and no gold would be awarded as noted on page 349. As further detailed on page 353 – and following the 2010 judgment of The Court of Arbitration for Sport – the US women still hold their relay gold (4x400) and bronze (4x100) medals in spite of Jones's contribution. Also adjusted are the 2008 men's 1500m (Rashid Ramzi BRN out) and Hammer Throw (Vadim Devyatovski BLR & Ivan Tikhon BLR in). For the 2004 women's 4x400m relay, the IAAF have ruled that the US women are to be disqualified owing to doping violation of heat runner Crystal Cox. As the case is yet to be finalised by the IOC (June 2011), the original placings – with the US still as gold medallists – are shown in the main table. As a footnote the rightful placings are shown for the affected countries with Russia as the winners.

COUNTRY	GOLD	SILVER	BRONZE	4th	5th	6th	7th	8th	MEDALS	POINTS
OVERALL										
USA[1, 3]	320+2=	235.8+7=	188+5=	166+5=	135+5=	120+6=	81+3=	76+7=	757.8	7450.8
GER	69	89	94	97+2=	98+3=	84+3=	71+4=	62+1=	252	3102.2
GBR[2, 3]	52.8	82+3=	62	69	79	55+2=	40+4=	50+3=	199.8	2352.3
URS/EUN	71	64+2=	75+2=	67	51	37+2=	34+2=	45	214	2260.5
FIN	49	35	30+1=	39	24+1=	32+2=	26+1=	20	115	1289
SWE	21	25	42+3=	39+4=	40+1=	33+5=	35+3=	37+1=	91	1206
FRA[3]	14	21.2+1=	23+2=	34+1=	31+4=	23+1=	39+3=	35	61.2	912.9
AUS[3]	19.2	24	27+1=	17	23+3=	36+2=	21+1=	19	71.2	850.6
ITA	19	15	25	23+1=	20	26+1=	26	20	59	757
POL	22	15+2=	12+1=	16	25	36+1=	35+1=	23	52	754
CAN	14	15	23+1=	26+2=	22	20+4=	12	16+1=	53	693.7
KEN	22	27	19	14	15	12	12	6	68	675
RUS	18	22	21	15	16+1=	20	8	14	61	656
JAM	13	23+3=	15	19+1=	18	17	15	6	54	633
HUN	10	14+1=	18	17+1=	23+1=	11+3=	22	16	43	571.6
CUB	10	13	14	18	13	15	7	10+1=	37	466.3
GRE	7	12+2=	12+3=	9	14+2=	11+2=	9+1=	7	36	411
ROU	11	14	9+1=	5	7+1=	14	13	14	35	384
JPN	7	7	8	15	17	15+3=	11+2=	9	22	377.8
ETH	18	6	14	11	3	9	5	3	38	377
TCH/BOH	11	9	5	9	8	12+1=	9+1=	10+1=	25	324
NOR	7	5	8	11+1=	13+1=	2+1=	8	16+2=	20	293.2
RSA	6	11	7	8	8	13	4	4+2=	24	291
BUL	5	7	6	8	6+1=	12	6	12	18	252.5
NED	6	3	6	4	11+1=	10	9	9	15	229
ESP	2	4	5	8	11	11+1=	13+1=	7	11	227
BLR	4	6	9	8	6	6	4	3	19	221
NZL[4]	9	2	8	6	5	3	8	4	19	213
CHN	5	3	7	8	9	4	6	10	15	213
BRA	4	3	7	10	8	5	3	6	14	204
UKR	3	2	10	6	9	2+1=	6	6	15	189.5
BEL	3	6+1=	2	4	4	7	10	3+1=	12	164.2
MAR	6	5	7	2	1	2	4	5	18	158
NGR	2	3	8	2	5	4	11	2	13	151
MEX	3	5	2	2	5	6	6	4	10	135
SUI	-	6	2	2	9	8	3+1=	2	8	133.5
BAH	3	2	4	5	1	7	7	2	9	128
AUT	1	2	4	2	7	8+2=	4	3+1=	7	120.3
TRI	1	4	5	3	-	5	6	5	10	113
DEN	-	2	4	5	5	4	3	6+2=	6	107.7
POR	4	2	4	2	2	2	2	5	10	103
CZE	4	1	3	3	2	3	5	4	8	103
YUG (IOP)	-	2	-	2	6	7	7	4+1=	2	87.3
IRL	4	2	-	5	-	2	2	4	6	85
ARG	2	3	-	3	2	5	4	1	5	84
ALG	3	1	2	-	1	1	4	2	6	60
EST	2	1	2	-	2	3	-	5	5	57
LAT	-	4	1	-	1	1	4	1	5	50
LTU	3	1	1	-	1+1=	-	-	1	5	45
TUR	-	2	2	1	-	-	2	1	4	36
SLO	1	1	1	1	-	3	-	-	3	35
NAM	-	4	-	1	-	-	-	-	4	33
TUN	1	2	1	-	-	-	-	2	4	30

COUNTRY	GOLD	SILVER	BRONZE	4th	5th	6th	7th	8th	MEDALS	POINTS
ISL	-	1	1	-	3	1	1	-	2	30
PAN	1	-	2	-	2	-	-	-	3	28
KAZ	1	-	1	2	-	1	-	1	2	28
SEN	-	1	-	2	1	2	-	1	1	28
KOR	1	1	-	2	-	-	-	2+1=	2	27.5
UGA	1	-	1	2	-	-	1	1	2	27
MOZ	1	-	1	1	2	-	-	-	2	27
IND	-	-	-	2	2	-	3	1	0	25
ECU	1	1	-	2	-	-	-	-	2	25
CHI	-	2	-	-	-	2	-	1	2	21
BAR	-	-	1	2	-	1	1	-	1	21
TPE	-	1	1	-	1	-	1	1	2	20
TAN	-	2	-	-	-	1	1	-	2	19
PHI	-	-	2	1	-	-	-	-	2	17
CMR	2	-	-	-	-	-	-	-	2	16
BWI	-	-	2	-	1	-	-	-	2	16
QAT	-	-	1	1	-	-	1	3	1	16
GHA	-	-	-	1	-	2	2	-	0	15
SRI	-	2	-	-	-	-	-	-	2	14
BDI	1	-	-	1	-	-	-	-	1	13
LUX	1	-	-	-	-	1	1	-	1	13
SUD	-	1	-	-	1	-	-	2	1	13
VEN	-	-	1	-	1	1	-	-	1	13
ERI	-	-	1	-	1	-	1	1	1	13
BER	-	-	-	-	2	1	-	-	0	11
CIV	-	1	-	-	-	1=	-	1	1	10.5
ZIM	-	-	-	2	-	-	-	-	0	10
BRN	-	-	-	-	2	-	1	-	0	10
HAI	-	1	-	-	-	-	1	-	1	9
ISR	-	-	-	-	1	1	-	2	0	9
DOM	1	-	-	-	-	-	-	-	1	8
SYR	1	-	-	-	-	-	-	-	1	8
SKN	-	-	-	-	-	2	1	-	0	8
CRO	-	1	-	-	-	-	-	-	1	7
KSA	-	1	-	-	-	-	-	-	1	7
ZAM	-	1	-	-	-	-	-	-	1	7
DJI	-	-	1	-	-	-	-	1	1	7
COL	-	-	1	-	-	-	-	-	1	6
AHO	-	-	-	1	-	-	-	-	0	5
GRN	-	-	-	1	-	-	-	-	0	5
PUR	-	-	-	1	-	-	-	-	0	5
ARM	-	-	-	-	1	-	-	-	0	4
SLE	-	-	-	-	1	-	-	-	0	4
PRK	-	-	-	-	-	1	-	1	0	4
BOT	-	-	-	-	-	-	1	2	0	4
SVK	-	-	-	-	-	-	1	2	0	4
MRI	-	-	-	-	-	1	-	-	0	3
SRB/SCG	-	-	-	-	-	1	-	-	0	3
SOM	-	-	-	-	-	1	-	-	0	3
CAY	-	-	-	-	-	-	-	1	0	1
MAD	-	-	-	-	-	-	-	1	0	1
OMA	-	-	-	-	-	-	-	1	0	1
RWA	-	-	-	-	-	-	-	1	0	1
UZB	-	-	-	-	-	-	-	1	0	1
Totals	**904+2=**	**892+22**	**881+20**	**871+18**	**844+26**	**804+44**	**700+28**	**665+25**	**2721**	**31509**

1. Incoporating two golds for Jim Thorpe (who was originally disqualified after winning the 1912 Pentathlon and Decathlon)
2. In the years 1896-1920, Irish athletes competed with Great Britain. For the purpose of the tables, placings are combined with those from Great Britain & Northern Ireland (GBR). From 1924, Ireland (IRL) competed independently
   Incoporating silvers in 1900 200m flat & hurdles by Indian-born Norman Pritchard
3 Australia, Great Britain & Ireland, France and the USA appear with fractions in the "Gold" and "Silver" columns. This is because teams of mixed nationalities won medals in the 1900 5000m Team Race (GBR/AUS) and the 1904 Four Miles Team Race (USA/FRA)
4. Incoporating Australasian bronze in 1908 3500m walk

2004 US Women's 4x400m Relay

The table above shows the US women as gold medallists in the 2004 4x400m relay which they won after Crystal Cox ran in the heats. In 2010, Cox was found guilty of doping violations dating back to 2001. The amended placings have not to date (June 2011) been confirmed by the IOC, so for information here are the rightful overall placements of the affected countries competing in the final of that event, with Russia, Jamaica, Great Britain & NI, Poland, Romania, India and Greece placing 1-7 and the USA with one less gold.

USA	*319+2=*	*235.8+7=*	*188+5=*	*166+5=*	*135+5=*	*120+6=*	*81+3=*	*76+7=*	*756.8*	*7442.8*
GBR	*52.8*	*82+3=*	*63*	*68*	*79*	*55+2=*	*40+4=*	*50+3=*	*200.8*	*2353.3*

COUNTRY	GOLD	SILVER	BRONZE	4th	5th	6th	7th	8th	MEDALS	POINTS
POL	*22*	*15+2=*	*12+1=*	*17*	*24*	*36+1=*	*35+1=*	*23*	*52*	*755*
RUS	*19*	*21*	*21*	*15*	*16+1=*	*20*	*8*	*14*	*61*	*657*
JAM	*13*	*24+3=*	*14*	*19+1=*	*18*	*17*	*15*	*6*	*54*	*634*
GRE	*7*	*12+2=*	*12+3=*	*9*	*14+2=*	*11+2=*	*10+1=*	*6*	*36*	*412*
ROU	*11*	*14*	*9+1=*	*5*	*8+1=*	*13*	*13*	*14*	*35*	*385*
IND	*-*	*-*	*-*	*2*	*2*	*1*	*2*	*1*	*0*	*26*
Totals	***904+2=***	***892+22=***	***881+20=***	***871+18=***	***844+26=***	***804+44=***	***700+28=***	***664+25=***	***2721***	***31,508***

MEN	**Gold**	**Silver**	**Bronze**	**4th**	**5th**	**6th**	**7th**	**8th**	**Medals**	**Points**
USA[1, 3]	274+2=	204.8+7=	166+4=	140+5=	112+4=	96+6=	60+2=	50+5=	657.8	6361.4
GBR[2, 3]	43.8	64+1=	44	49	62	38+1=	26+2=	34+1=	152.8	1764.6
GER	27	46	51	56+2=	56	49+2=	33+3=	36+1=	124	1613.2
FIN	48	33	30+1=	35	24+1=	30+2=	21+1=	17	112	1228
URS/EUN	37	36+1=	40+2=	34	26	21+2=	24+1=	30	116	1226.5
SWE	19	25	39+2=	37+4=	38+1=	31+4=	33+3=	37+1=	85	1136.5
FRA[3]	8	20.2+1=	19+1=	25+1=	25+4=	19	32+3=	26	49.2	722.9
ITA	16	8	21	18+1=	16	19+1=	23	17	45	589
KEN	20	21	18	11	12	9	11	4	59	571
CAN	12	10	15+1=	20+1=	15	14+3=	8	9	38	497.5
HUN	7	13+1=	16	13+1=	20+1=	9+3=	17	11	37	475.6
POL	15	8+1=	4+1=	11	12	22+1=	23+1=	14	29	442.5
AUS[3]	7.2	12	14+1=	8	13+2=	22	10+1=	11	34.2	428.1
GRE	4	7+1=	10+3=	8	12+2=	11+2=	7+1=	5	25	314.5
JAM	7	13	4	10	8	7	9	2	24	294
JPN	5	5	7	10	11	15+3=	5+2=	7	17	278.8
CUB	6	8	8	11	6	6	4	4+1=	22	261.3
ETH	12	4	9	6	3	8	3	2	25	252
NOR	6	2	7	10+1=	11+1=	2+1=	7	15+2=	15	242.2
RSA	5	7	6	8	6	10	4	3+1=	18	230.5
TCH/BOH	8	7	3	5	6	7+1=	6+1=	7	18	221.5
ESP	2	4	4	8	9	8	11	6	10	196
RUS	4	5	10	2	6	6	4	1	19	188
BRA	3	3	7	8	8	5	3	6	13	186
NZL[4]	7	2	6	4	3	2	5	2	15	156
BEL	2	5+1=	2	4	4	5	9	3+1=	10	141.2
MAR	5	4	5	2	1	2	4	4	14	130
SUI	-	6	2	2	8	7	3+1=	1	8	125.5
MEX	3	4	2	2	3	6	5	4	9	118
TRI	1	4	5	3	-	5	5	5	10	111
BLR	-	4	4	4	4	2	3	2	8	102
DEN	-	2	3	5	3	4	3	5+2=	5	92.7
NED	-	1	5	-	4	5	5	4	6	82
NGR	1	1	3	1	4	3	5	2	5	75
UKR	1	-	4	3	3	2	3	2	5	73
ARG	2	2	-	3	2	4	3	-	4	71
IRL	4	1	-	4	-	1	1	3	5	67
POR	2	2	2	2	2	-	-	3	6	63
CZE	3	1	2	-	-	3	2	3	6	59
YUG (IOP)	-	2	-	1	3	6	3	3+1=	2	58.3
EST	2	1	2	-	2	3	-	5	5	57
ROU	-	1	1	2	4	2	2	3	2	52
LAT	-	4	1	-	1	1	3	-	5	47
CHN	1	-	1	3	2	1	1	3	2	45
BUL	1	-	1	-	-	5	4	6	2	43
BAH	-	1	3	1	-	2	2	1	4	41
ALG	1	1	2	-	-	-	4	2	4	37
LTU	3	-	1	-	1	-	-	1	4	35
AUT	-	-	-	1	3	3+2=	2	2	0	33.1
NAM	-	4	-	1	-	-	-	-	4	33
TUN	1	2	1	-	-	-	-	2	4	30
PAN	1	-	2	-	2	-	-	-	3	28
SEN	-	1	-	2	1	2	-	1	1	28
KOR	1	1	-	2	-	-	-	2	2	27
UGA	1	-	1	2	-	-	1	1	2	27
ECU	1	1	-	2	-	-	-	-	2	25
BAR	-	-	1	2	-	1	1	-	1	21
TAN	-	2	-	-	-	1	1	-	2	19
TUR	-	-	2	1	-	-	1	-	2	19
ISL	-	1	-	-	2	1	-	-	1	18

COUNTRY	GOLD	SILVER	BRONZE	4th	5th	6th	7th	8th	MEDALS	POINTS
PHI	-	-	2	1	-	-	-	-	2	17
BWI	-	-	2	-	1	-	-	-	2	16
QAT	-	-	1	1	-	-	1	3	1	16
SLO	1	-	-	-	-	2	-	-	1	14
CHI	-	1	-	-	-	2	-	1	1	14
BDI	1	-	-	1	-	-	-	-	1	13
VEN	-	-	1	-	1	1	-	-	1	13
ERI	-	-	1	-	1	-	1	1	1	13
TPE	-	1	-	-	1	-	-	1	1	12
KAZ	-	-	1	1	-	-	-	1	1	12
IND	-	-	-	1	1	-	1	1	0	12
LUX	1	-	-	-	-	1	-	-	1	11
BER	-	-	-	-	2	1	-	-	0	11
CIV	-	1	-	-	-	1=	-	1	1	10.5
ZIM	-	-	-	2	-	-	-	-	0	10
GHA	-	-	-	1	-	1	1	-	0	10
HAI	-	1	-	-	-	-	1	-	1	9
SUD	-	1	-	-	-	-	-	2	1	9
DOM	1	-	-	-	-	-	-	-	1	8
SKN	-	-	-	-	-	2	1	-	0	8
KSA	-	1	-	-	-	-	-	-	1	7
SRI	-	1	-	-	-	-	-	-	1	7
ZAM	-	1	-	-	-	-	-	-	1	7
DJI	-	-	1	-	-	-	-	1	1	7
BRN	-	-	-	-	1	-	1	-	0	6
ISR	-	-	-	-	1	-	-	2	0	6
AHO	-	-	-	1	-	-	-	-	0	5
GRN	-	-	-	1	-	-	-	-	0	5
PUR	-	-	-	1	-	-	-	-	0	5
ARM	-	-	-	-	1	-	-	-	0	4
MRI	-	-	-	-	-	1	-	-	0	3
SOM	-	-	-	-	-	1	-	-	0	3
BOT	-	-	-	-	-	-	1	1	0	3
SVK	-	-	-	-	-	-	1	1	0	3
MAD	-	-	-	-	-	-	-	1	0	1
OMA	-	-	-	-	-	-	-	1	0	1
RWA	-	-	-	-	-	-	-	1	0	1
UZB	-	-	-	-	-	-	-	1	0	1
Totals	**644+2=**	**635+14=**	**625+16=**	**613+16=**	**589+16=**	**555+35=**	**474+22=**	**449+16=**	**1936**	**22,225**

1. Incoporating two golds for Jim Thorpe (who was originally disqualified after winning the 1912 Pentathlon and Decathlon)
2. In the years 1896-1920, Irish athletes competed with Great Britain. For the purpose of the tables, placings are combined with those from Great Britain & Northern Ireland (GBR). From 1924, Ireland (IRL) competed independently
   Incoporating silvers in 1900 200m flat & hurdles by Indian-born Norman Pritchard
3 Australia, Great Britain & Ireland, France and the USA appear with fractions in the "Gold" and "Silver" columns. This is because teams of mixed nationalities won medals in the 1900 5000m Team Race (GBR/AUS) and the 1904 Four Miles Team Race (USA/FRA)
4. Incoporating Australasian bronze in 1908 3500m walk

WOMEN	**Gold**	**Silver**	**Bronze**	**4th**	**5th**	**6th**	**7th**	**8th**	**Medals**	**Points**
GER	42	43	43	41	42+3=	35+1=	38+1=	26	128	1489
USA	*46*	*31*	*22+1=*	*26*	*23+1=*	*24*	*21+1=*	*26+2=*	*100*	*1089.4*
URS/EUN	34	28+1=	35	33	25	16	10+1=	15	98	1034
GBR	*9*	*18+2=*	*18*	*20*	*17*	*17+1=*	*14+2=*	*16+2=*	*47*	*587.7*
RUS	*14*	*17*	*11*	*13*	*10+1=*	*14*	*4*	*13*	*42*	*468*
AUS	12	12	13	9	10+1=	14+2=	11	8	37	422.5
JAM	*6*	*10+3=*	*11*	*9+1=*	*10*	*10*	*6*	*4*	*30*	*339*
ROU	*11*	*13*	*8+1=*	*3*	*3+1=*	*12*	*11*	*11*	*33*	*332*
POL	*7*	*7+1=*	*8*	*5*	*13*	*14*	*12*	*9*	*23*	*311.5*
BUL	4	7	5	8	6+1=	7	2	6	16	209.5
CUB	4	5	6	7	7	9	3	6	15	205
CAN	2	5	8	6+1=	7	6+1=	4	7+1=	15	196.2
FRA	6	1	4+1=	9	6	4+1=	7	9	12	190
CHN	4	3	6	5	7	3	5	7	13	168
ITA	3	7	4	5	4	7	3	3	14	168
NED	6	2	1	4	7+1=	5	4	5	9	147
ETH	6	2	5	5	-	1	2	1	13	125
BLR	4	2	5	4	2	4	1	1	11	119
UKR	2	2	6	3	6	1=	3	4	10	116.5
KEN	2	6	1	3	3	3	1	2	9	104

COUNTRY	GOLD	SILVER	BRONZE	4th	5th	6th	7th	8th	MEDALS	POINTS
TCH	3	2	2	4	2	5	3	3+1=	7	102.5
JPN	2	2	1	5	6	-	6	2	5	99
GRE	*3*	*5+1=*	*2*	*1*	*2*	*-*	*2*	*2*	*11*	*96.5*
HUN	3	1	2	4	3	2	5	5	6	96
AUT	1	2	4	1	4	5	2	1+1=	7	87.2
BAH	3	1	1	4	1	5	5	1	5	87
NGR	1	2	5	1	1	1	6	-	8	76
SWE	2	-	3+1=	2	2	2+1=	2	-	6	69.5
FIN	1	2	-	4	-	2	5	3	3	61
RSA	1	4	1	-	2	3	-	1+1=	6	60.5
NZL	2	-	2	2	2	1	3	2	4	57
NOR	1	3	1	1	2	-	1	1	5	51
CZE	1	-	1	3	2	-	3	1	2	44
POR	2	-	2	-	-	2	2	2	4	40
ESP	-	-	1	-	2	3+1=	2+1=	1	1	31
YUG (IOP)	-	-	-	1	3	1	4	1	0	29
MAR	1	1	2	-	-	-	-	1	4	28
MOZ	1	-	1	1	2	-	-	-	2	27
ALG	2	-	-	-	1	1	-	-	2	23
BEL	1	1	-	-	-	2	1	-	2	23
SLO	-	1	1	1	-	1	-	-	2	21
BRA	1	-	-	2	-	-	-	-	1	18
IRL	-	1	-	1	-	1	1	1	1	18
TUR	-	2	-	-	-	-	1	1	2	17
MEX	-	1	-	-	2	-	1	-	1	17
CMR	2	-	-	-	-	-	-	-	2	16
KAZ	1	-	-	1	-	1	-	-	1	16
DEN	-	-	1	-	2	-	-	1	1	15
IND	*-*	*-*	*-*	*1*	*1*	*-*	*2*	*-*	*0*	*13*
ARG	-	1	-	-	-	1	1	1	1	13
ISL	-	-	1	-	1	-	1	-	1	12
LTU	-	1	-	-	1=	-	-	-	1	10
SYR	1	-	-	-	-	-	-	-	1	8
TPE	-	-	1	-	-	-	1	-	1	8
SUI	-	-	-	-	1	1	-	1	0	8
CHI	-	1	-	-	-	-	-	-	1	7
CRO	-	1	-	-	-	-	-	-	1	7
SRI	-	1	-	-	-	-	-	-	1	7
COL	-	-	1	-	-	-	-	-	1	6
GHA	-	-	-	-	-	1	1	-	0	5
BRN	-	-	-	-	1	-	-	-	0	4
SLE	-	-	-	-	1	-	-	-	0	4
SUD	-	-	-	-	1	-	-	-	0	4
PRK	-	-	-	-	-	1	-	1	0	4
ISR	-	-	-	-	-	1	-	-	0	3
SRB/SCG	-	-	-	-	-	1	-	-	0	3
LAT	-	-	-	-	-	-	1	1	0	3
LUX	-	-	-	-	-	-	1	-	0	2
TRI	-	-	-	-	-	-	1	-	0	2
BOT	-	-	-	-	-	-	-	1	0	1
CAY	-	-	-	-	-	-	-	1	0	1
SVK	-	-	-	-	-	-	-	1	0	1
KOR	-	-	-	-	-	-	-	1=	0	0.5
Totals	***260***	***257+8=***	***256+4=***	***258+2=***	***255+10***	***249+9=***	***226+6=***	***216+9=***	***785***	***9284***

2004 US Women's 4x400m Relay

The table above shows the US women as gold medallists in the 2004 4x400m relay which they won after Crystal Cox ran in the heats. In 2010, Cox was found guilty of doping violations dating back to 2001. The amended placings have not to date (June 2011) been confirmed by the IOC, so for information here are the rightful women's placements of the affected countries competing in the final of that event, with Russia, Jamaica, Great Britain & NI, Poland, Romania, India and Greece placing 1-7 and the USA with one less gold.

USA	*45*	*31*	*22+1=*	*26*	*23+1=*	*24*	*21+1=*	*26+2=*	*99*	*1081.4*
GBR	*9*	*18+2=*	*19*	*19*	*17*	*17+1=*	*14+2=*	*16+2=*	*48*	*588.7*
RUS	*15*	*16*	*11*	*13*	*10+1=*	*14*	*4*	*13*	*42*	*469*
JAM	*6*	*11+3=*	*10*	*9+1=*	*10*	*10*	*6*	*4*	*30*	*340*
ROU	*11*	*13*	*8+1=*	*3*	*4+1=*	*11*	*11*	*11*	*33*	*333*
POL	*7*	*7+1=*	*8*	*6*	*12*	*14*	*12*	*9*	*23*	*312.5*
GRE	*3*	*5+1=*	*2*	*1*	*2*	*-*	*3*	*1*	*11*	*97.5*
IND	*-*	*-*	*-*	*1*	*1*	*1*	*1*	*-*	*0*	*14*
Totals	***260***	***257+8=***	***256+4=***	***258+2=***	***255+10***	***249+9=***	***226+6=***	***215+9=***	***785***	***9283***

SUMMER YOUTH OLYMPIC GAMES

Venues - 2010: Singapore; *2014: Nanjing*

MEN

100 Metres

YEAR	GOLD			SILVER			BRONZE			Wind
2010	Odean Skeen	JAM	10.42	Masaki Nashimoto	JPN	10.51	David Bolarinwa	GBR	10.51	0.1

200 Metres

2010	Xie Zhenye	CHN	21.22	Keisuke Honma	JPN	21.27	Patrick Domogala	GER	21.36	0.4

400 Metres

2010	Luguelin Santos	DOM	47.11	Ruan Greyling	RSA	47.22	Alfas Kishoyan	KEN	47.22	

1000 Metres

2010	Mohamed Aman	ETH	2:19.54	Hamza Driouch	QAT	2:21.25	Charlie Grice	GBR	2:21.85	

3000 Metres

2010	Abrar Osman	ERI	8:07.24	Fekru Jebesa	ETH	8:08.53	Hicham Sigueni	MAR	8:08.55	

2000 Metres Steeplechase (91.4cm)

2010	Peter Mutuku	KEN	5:37.63	Habtamu Jaleta Fayisa	ETH	5:39.10	Zachariah Kiprotich	UGA	5:41.25	

110 Metres Hurdles (91.4cm)

2010	Nicholas Hough	AUS	13.37	Wang Dongqiang	CHN	13.41	Jussi Kanervo	FIN	13.53	0.7

400 Metres Hurdles

2010	Norge Sotomayor	CUB	50.69	Durgesh Kumar Pal	IND	50.81	William Mutunga	KEN	51.23	

High Jump

2010	Dmitriy Kroyter	ISR	2.19	Brandon Starc	AUS	2.19	Viktor Chernysh	UKR	2.17	

Pole Vault

2010	Didac Salas	ESP	5.05	Thiago Da Silva	BRA	5.05	Theodoros Hrisantopoulos	GRE	4.95	

Long Jump

2010	Caio Dos Santos	BRA	7.69	Sho Matsubara	JPN	7.65	Rudolph Pienaar	RSA	7.53	

Triple Jump

2010	Radamés Fabar	CUB	16.37	Fu Haitao	CHN	16.14	Georgi Tsonov	BUL	15.80	

Shot Put (5kg)

2010	Krzysztof Brzozowski	POL	23.23	Jacko Gill	NZL	22.60	Dennis Lewke	GER	21.22	

Discus Throw (1.5kg)

2010	Jacques du Plessis	RSA	63.94	Arjun Kumar	IND	62.52	Jaromír Mazgal	CZE	60.31	

Hammer Throw (5kg)

2010	Liu Binbin	CHN	73.99	Alexandros Poursanides	CYP	70.30	Balázs Töreky	HUN	70.13	

Javelin Throw (700gm)

2010	Braian Toledo	ARG	81.78	Devin Bogert	USA	76.88	Intars Išējevs	LAT	74.23	

10,000 Metres Walk

2010	Ihor Lyashchenko	UKR	42:43.93	Oscar Villavicencio	ECU	43:46.00	Pavel Parshin	RUS	44:18.04	

WOMEN

100 Metres

2010	Josephine Omaka	NGR	11.58	Myasia Jacobs	USA	11.64	Fani Chala	DOM	11.65	0.2

200 Metres

2010	Florence Nwankwe	NGR	23.46	Tynia Gaither	BAH	23.68	Olivia Ekpone	USA	23.75	0.7

400 Metres

2010	Robin Reynolds	USA	52.57	Bianca Răzor	ROU	53.10	Bukola Abogunloko	NGR	53.47	

1000 Metres

2010	Tizita Bogale	ETH	2:43.24	Andrina Schläpfer	SUI	2:43.84	Damaris Muthee	KEN	2:45.42	

YEAR	GOLD			SILVER			BRONZE			Wind
3000 Metres										
2010	Gladys Chesire	KEN	9:13.58	Moe Kyuma	JPN	9:23.70	Samrawit Mengisteab	ERI	9:33.53	
2000 Metres Steeplechase										
2010	Virginia Nyambura	KEN	6:29.97	Tsehaynesh Tsale	ETH	6:37.81	Oksana Rayta	UKR	6:41.49	
100 Metres Hurdles (76.2cm)										
2010	Yekaterina Bleskina	RUS	13.34	Michelle Jenneke	AUS	13.46	Noemi Zbären	SUI	13.50	0.4
400 Metres Hurdles (76.2cm)										
2010	Aurelie Chaboudez	FRA	58.41	Stina Troest	DEN	58.88	Olena Kolesnychenko	UKR	59.25	
High Jump										
2010	Mariya Kuchina	RUS	1.89	Alessia Trost	ITA	1.86	Aneta Rydz	POL	1.79	
Pole Vault										
2010	Angelica Bengtsson	SWE	4.30	Liz Parnov	AUS	4.25	Hanna Sheleh	UKR	4.20	
Long Jump										
2010	Lena Malkus	GER	6.40	Alina Rotaru	ROU	6.38	LeTristan Pledger	USA	6.17	
Triple Jump										
2010	Khaddi Sagnia	SWE	13.56	Sokhna Galle	FRA	13.04	Hanna Aleksandrova	UKR	12.64	
Shot Put										
2010	Natalya Troneva	RUS	15.66	Gu Siyu	CHN	15.49	Anna Wloka	POL	15.48	
Discus Throw										
2010	Shanice Craft	GER	55.49	Krisztina Váradi	HUN	49.92	Heidi Schmidt	SWE	47.57	
Hammer Throw										
2010	Alexia Sedykh	FRA	59.08	Alena Navahrodskaya	BLR	57.34	Xia Youlian	CHN	56.62	
Javelin Throw										
2010	Kateryna Derun	UKR	54.59	Lismania Muñoz	CUB	52.40	Hannah Carson	USA	50.64	
5000 Metres Walk										
2010	Anna Clemente	ITA	22:27.38	Mao Yanxue	CHN	22:29.42	Nadezhda Leontyeva	RUS	22:35.05	

WINNERS OF WORLD UNIVERSITY GAMES (UNIVERSIADE)

Venues – 1957: Paris; 1959: Torino; 1961: Sofiya; 1963: Porto Alegre; 1965: Budapest; 1967: Tokyo; 1970: Torino; 1973: Moskva; 1975: Roma; 1977: Sofiya; 1979: Ciudad de México; 1981: Bucureşti; 1983: Edmonton; 1985: Kobe; 1987: Zagreb; 1989: Duisburg; 1991: Sheffield; 1993: Buffalo; 1995: Fukuoka; 1997: Catania; 1999: Palma de Mallorca; 2001: Beijing; 2003: Daegu; 2005: Izmir; 2007: Bangkok; 2009: Beograd; *2011 Shenzhen; 2013 Kazan; 2015: Gwangju*

MEN

	100 Metres			**200 Metres**			**400 Metres**		
1957	Lorenzo Civallero	ITA	10.5	Manfred Germar	FRG	21.3	Jim Paterson	GBR	48.4
1959	Livio Berruti	ITA	10.5	Livio Berruti	ITA	20.9	Viktor Šnajder	YUG	47.5
1961	Enrique Figuerola	CUB	10.38	László Mihályfi	HUN	21.27	Josef Trousil	TCH	47.51
1963	Enrique Figuerola	CUB	10.34	Edvin Ozolin	URS	21.44	Adrian Metcalfe	GBR	46.75
1965	Hideo Iijima	JPN	10.1w	Edvin Ozolin	URS	21.0w	Sergio Bello	ITA	46.8
1967	Gaoussou Kone	CIV	10.4	Tommie Smith	USA	20.7	Ingo Roper	FRG	46.0
1970	Siegfried Schenke	GDR	10.5	Martin Reynolds	GBR	21.0	Tom Ulan	USA	45.9
1973	Juris Silovs	URS	10.37	Pietro Mennea	ITA	20.56	Alberto Juantorena	CUB	45.36
1975	Pietro Mennea	ITA	10.28	Pietro Mennea	ITA	20.28	Jerzy Pietrczyk	POL	46.26
1977	Silvio Leonard	CUB	10.08	Clancy Edwards	USA	20.46	Alfons Brijdenbach	BEL	45.18
1979	Mike Roberson	USA	10.19	Pietro Mennea	ITA	19.72	Harald Schmid	FRG	44.98
1981	Mel Lattany	USA	10.18	Yuriy Naumenko	URS	20.79	Clifford Wiley	USA	45.18
1983	Chidi Imoh	NGR	10.33	Innocent Egbunike	NGR	20.42	Sunday Uti	NGR	45.32
1985	Chidi Imoh	NGR	10.22	Leandro Peñalver	CUB	20.57	Innocent Egbunike	NGR	45.10
1987	Lee McRae	USA	10.07	Wallace Spearmon	USA	20.42	Michael Franks	USA	45.33
1989	Andre Cason	USA	10.29	Robson da Silva	BRA	20.33w	Roberto Hernández	CUB	45.42
1991	Michael Bates	USA	10.17	Jon Drummond	USA	20.58	Patrick O'Connor	JAM	45.52
1993	Daniel Effiong	NGR	10.07w	Brian Bridgewater	USA	20.14w	Ibrahim Hassan	GHA	45.87
1995	David Oaks	USA	10.28	Anthuan Maybank	USA	20.46	Eswort Coombs	VIN	45.38
1997	Vince Henderson	USA	10.22	Gentry Bradley	USA	20.48	Clement Chukwu	NGR	44.81
1999	André da Silva	BRA	10.34	Coby Miller	USA	20.32	Jerome Davis	USA	44.91

2001	Marcus Brunson	USA	10.15	Marcin Urbaś	POL	20.56	Andrew Pierce	USA	45.34
2003	Chris Lambert	GBR	10.44	Leigh Julius	RSA	20.49	Andrey Tverdostup	UKR	46.08
2005	Hu Kai	CHN	10.30	Leigh Julius	RSA	20.56	Marvin Essor	JAM	45.99
2007	Simeon Williamson	GBR	10.22	Amr Seoud	EGY	20.74	Sean Wroe	AUS	45.39
2009	Rolando Palacios	HON	10.30	Ramil Guliyev	AZE	20.04	Yuzo Kanemaru	JPN	45.68
	800 Metres			**1500 Metres**			**5000 Metres**		
1957	Olaf Lawrenz	FRG	1:50.3	Josef Cegledi	AUT	3:50.5	Kevin Gilligan	GBR	14:31.0
1959	Dieter Heydecke	FRG	1:50.5	Béla Szekeres	HUN	3:50.9	Kevin Gilligan	GBR	14:09.8
1961	Ronald Delany	IRL	1:51.1	Tomás Salinger	TCH	3:45.75	János Pinter	HUN	14:23.4
1963	Mamoro Morimoto	JPN	1:48.1	John Whetton	GBR	3:49.5	Leonid Ivanov	URS	14:21.4
1965	Bill Crothers	CAN	1:47.7	Bodo Tümmler	FRG	3:46.2	Keisuke Sawaki	JPN	13:45.2
1967	Ralph Doubell	AUS	1:46.7	Bodo Tümmler	FRG	3:43.4	Keisuke Sawaki	JPN	14:03.8
1970	Franz-Josef Kemper	FRG	1:49.1	Francesco Arese	ITA	3:52.7	Nikolay Puklakov	URS	13:56.4
1973	Yevgeniy Arzhanov	URS	1:46.88	Frank Clement	GBR	3:42.32	Mikhail Zhelobovskiy	URS	13:41.35
1975	Waldemar Gondek	POL	1:50.04	Thomas Wessinghage	FRG	3:39.73	Franco Fava	ITA	13:37.56
1977	Alberto Juantoreno	CUB	1:43.44	Josef Plachy	TCH	3:40.2	Enn Sellik	URS	13:44.6
1979	Evans White	USA	1:48.87	Graham Williamson	GBR	3:45.37	Ilie Floroiu	ROU	14:12.9
1981	Andreas Hauck	GDR	1:50.12	Saïd Aouita	MAR	3:38.43	Doug Padilla	USA	13:49.95
1983	Ryszard Ostrowski	POL	1:46.29	Claudio Patrignani	ITA	3:41.02	Steve Harris	GBR	13:46.99
1985	Ryszard Ostrowski	POL	1:44.38	Chris McGeorge	GBR	3:46.22	Stefano Mei	ITA	13:56.48
1987	Slobodan Popović	YUG	1:46.13	Hauke Fuhlbrügge	GDR	3:44.87	Anacleto Jiménez	ESP	14:08.15
1989	Ari Suhonen	FIN	1:47.13	Kip Cheruiyot	KEN	3:40.38	Stefano Mei	ITA	13:39.04
1991	Giuseppe D'Urso	ITA	1:46.82	Niall Bruton	IRL	3:50.69	John Mayock	GBR	13:39.25
1993	Mark Koers	NED	1:48.57	Kader Chékhémani	FRA	3:46.32	Khalid Khannouchi	MAR	14:05.33
1995	Hezekiél Sepeng	RSA	1:47.87	Kader Chékhémani	FRA	3:46.53	Katsuhiro Kawauchi	JPN	13:53.86
1997	Norberto Téllez	CUB	1:47.63	Anthony Whiteman	GBR	3:43.57	Simone Zanon	ITA	13:57.54
1999	Norberto Téllez	CUB	1:46.11	Bernard Lagat	KEN	3:40.99	Sergiy Lebid	UKR	13:37.52
2001	Khalid Tighazomine	MAR	1:45.27	Pedro Esteso	ESP	3:43.98	Sergiy Lebid	UKR	13:44.24
2003	Roman Oravec	CZE	1:48.01	Johan Pretorius	RSA	3:42.81	Sergiy Lebid	UKR	13:50.94
2005	Fabiano Peçanha	BRA	1:46.01	Ivan Heshko	UKR	3:49.49	Wilson Busienei	UGA	13:38.51
2007	Ehsan Mohajer Shojaei	IRI	1:46.04	Samir Kheddar	ALG	3:39.62	Halil Akkaş	TUR	14:08.47
2009	Sadjad Moradi	IRI	1:48.02	Vyacheslav Sokolov	RUS	3:42.49	Halil Akkaş	TUR	14:06.96
	10,000 Metres			**Marathon/Half Marathon** (from 1997)			**3000 Metres Steeplechase**		
1967	Keisuke Sawaki	JPN	29:00.0	-			Jouko Kuha	FIN	8:38.2
1970	Rashid Sharafetdinov	URS	29:02.2	-			Mikhail Zhelev	BUL	8:32.6
1973	Dane Korica	YUG	28:48.90	-			Leonid Savelyev	URS	8:26.49
1975	Franco Fava	ITA	28:37.92	-			Bronisław Malinowski	POL	8:22.32
1977	Leonid Moseyev	URS	29:12.0	-			Michael Karst	FRG	8:25.9
1979	Ilie Floroiu	ROU	29:56.2	-			Paul Copu	ROU	8:57.7
1981	Toomas Turb	URS	29:42.83	Ivan Kovalchuk	URS	2:22:14	John Gregorek	USA	8:21.26
1983	Shuichi Yoneshige	JPN	28:55.37	Alessio Faustini	ITA	2:17:10	Peter Daenens	BEL	8:28.86
1985	Keith Brantly	USA	29:11.24	Orlando Pizzolato	ITA	2:20:06	Franco Boffi	ITA	8:28.75
1987	Axel Krippschock	GDR	29:07.02	Takahiro Izumi	JPN	2:24:23	Valeriy Vandyak	URS	8:33.23
1989	Julius Kariuki	KEN	28:35.46	Tibor Baier	HUN	2:14:33	Patrick Sang	KEN	8:32.78
1991	Stephan Freigang	GER	28:15.84	Wang Yung-jo	KOR	2:12:40	Shaun Creighton	AUS	8:32.30
1993	Antonio Serrano	ESP	28:16.16	Kennedy Manyisa	KEN	2:12:19	Michael Buchleitner	AUT	8:30.32
1995	Yasuyuki Watanabe	JPN	28:47.78	Takakai Morikawa	JPN	2:21:32	Daniel Njenga	KEN	8:27.03
1997	Kamiel Maase	NED	28:22.11	Marilson dos Santos	BRA	63:32	Mark Ostendarp	GER	8:25.83
1999	José Martínez	ESP	29:37.56	Marilson dos Santos	BRA	64:05	Giuseppe Maffei	ITA	8:33.18
2001	John Kanyi	KEN	28:27.42	Masakazu Fujiwara	JPN	64:12	Anthony Famiglietti	USA	8:21.97
2003	Jan Fitschen	GER	29:39.47	Abdellah Bay	MAR	64:21	César Pérez	ESP	8:38.52
2005	Wilson Busienei	UGA	28:27.57	Wilson Busienei	UGA	63:47	Halil Akkaş	TUR	8:30.16
2007	Fadil Mohamed	MAR	30:19.41	Fadil Mohamed	MAR	65:49	Halil Akkaş	TUR	8:20.83
2009	Gladwin Mzazi	RSA	28:21.44	Zhao Ran	CHN	64:28	Ion Luchianov	MDA	8:25.79
	110 Metres Hurdles			**400 Metres Hurdles**			**High Jump**		
1957	Stanko Lorger	YUG	14.5	Igor Ilyin	URS	53.3	Yuriy Styepanov	URS	2.12
1959	Stanko Lorger	YUG	14.2	Salvatore Morale	ITA	52.1	Cornel Porumb	ROU	2.01
1961	Valentin Chistyakov	URS	14.33	Salvatore Morale	ITA	50.14	Valeriy Brumel	URS	2.25
1963	Anatoliy Mikhaylov	URS	14.17	Roberto Frinolli	ITA	50.48	Valeriy Brumel	URS	2.15
1965	Eddy Ottoz	ITA	13.6	Roberto Frinolli	ITA	50.5	Valeriy Skvortsov	URS	2.14
1967	Eddy Ottoz	ITA	13.9	Ron Whitney	USA	49.8	Miograd Todosijević	YUG	2.05
1970	David Hemery	GBR	13.8	Larry James	USA	50.2	Valentin Gavrilov	URS	2.18
1973	Berwyn Price	GBR	13.69	Dmitriy Stukalov	URS	49.62	Vladimír Malý	TCH	2.18
1975	Charles Foster	USA	13.83	Rolf Ziegler	FRG	50.43	Enzo Del Forno	ITA	2.13
1977	Alejandro Casañas	CUB	13.21	Tom Andrews	USA	49.52	Jacek Wszoła	POL	2.22
1979	Andrey Prokofyev	URS	13.50	Harry Schulting	NED	48.44	Gerd Nagel	FRG	2.28
1981	Larry Cowling	USA	13.65	David Lee	USA	49.05	Leo Williams	USA	2.25

1983	Andrey Prokofyev	URS	13.46	Aleksandr Kharlov	URS	49.41	Igor Paklin	URS	2.31
1985	Cletus Clark	USA	13.57	Tagir Zemskov	URS	49.38	Igor Paklin	URS	2.41
1987	Jon Ridgeon	GBR	13.29	David Patrick	USA	48.75	James Lott	USA	2.30
1989	Roger Kingdom	USA	13.26	Reggie Davis	USA	49.74	Javier Sotomayor	CUB	2.34
1991	Elbert Ellis	USA	13.83	Derrick Adkins	USA	49.01	Hollis Conway	USA	2.37
1993	Dietmar Koszewski	GER	13.48	Derrick Adkins	USA	49.35	Tony Barton	USA	2.30
1995	Jonathan Nsenga	BEL	13.51	Kazuhiko Yamazaki	JPN	48.58	Dragutin Topić	YUG	2.29
1997	Andrey Kislykh	RUS	13.44	Llewllyn Herbert	RSA	48.99	Lee Jin-taek	KOR	2.32
1999	Terrence Trammell	USA	13.44	Paweł Januszewski	POL	48.64	Ben Challenger	GBR	2.30
2001	Liu Xiang	CHN	13.33	Alwyn Myburgh	RSA	48.09	Aleksandr Kravtsov	RUS	2.28
2003	Anselmo da Silva	BRA	13.68	Thomas Kortbeek	NED	48.95	Emilian Kaszczyk	POL	2.26
2005	Mateus Inocêncio	BRA	13.45	Kenji Narisako	JPN	48.96	Aleksander Waleriańczyk	POL	2.30
2007	Sergiy Demidyuk	UKR	13.33	Pieter Koekemoer	RSA	49.06	Aleksandr Shustov	RUS	2.31
2009	Yin Jing	CHN	13.38	Tristan Thomas	AUS	48,75	Eduard Malchenko	CAN	2.23

	Pole Vault			**Long Jump**			**Triple Jump**		
1957	Zenon Ważny	POL	4.40	Dieter Witte	FRG	7.41	Oleg Ryakhovskiy	URS	16.01
1959	Noriaki Yasuda	JPN	4.35	Attilio Bravi	ITA	7.46	Oleg Ryakhovskiy	URS	15.74
1961	Dimitar Hlebarov	BUL	4.52	Igor Ter-Ovanesyan	URS	7.90	Sorin Ioan	ROU	15.93
1963	Gennadiy Bliznetsov	URS	4.60	Igor Ter-Ovanesyan	URS	7.95	Satoshi Shimo	JPN	15.99
1965	John Pennel	USA	5.00	Igor Ter-Ovanesyan	URS	8.19	Henrik Kalocsai	HUN	16.36
1967	Heinfried Engel	FRG	5.00	Naoki Abe	JPN	7.71	Michael Sauer	FRG	16.07
1970	Wolfgang Nordwig	GDR	5.46	Alan Lerwill	GBR	7.91	Viktor Saneyev	URS	17.22
1973	François Tracanelli	FRA	5.42	Valeriy Podluzhniy	URS	8.15	Mikhail Bariban	URS	17.20
1975	François Tracanelli	FRA	5.20	Grzegorz Cybulski	POL	8.27	Michał Joachimowski	POL	16.54
1977	Władysław Kozakiewicz	POL	5.55	Nenad Stekić	YUG	7.97	Anatoliy Piskulin	URS	17.30w
1979	Władysław Kozakiewicz	POL	5.60	Valeriy Podluzhniy	URS	8.16	Willie Banks	USA	17.23
1981	Konstantin Volkov	URS	5.75	László Szalma	HUN	8.23w	Zou Zhenxian	CHN	17.32
1983	Konstantin Volkov	URS	5.65	Yussuf Alli	NGR	8.21	Ajayi Agbebaku	NGR	17.26
1985	Rodion Gataullin	URS	5.75	Jaime Jefferson	CUB	8.07	Charles Simpkins	USA	17.86
1987	Viktor Spasov	URS	5.65	Mike Powell	USA	8.19	Charles Simpkins	USA	17.16
1989	Bernhard Zintl	FRG	5.65	Jaime Jefferson	CUB	7.98	Igor Lapshin	URS	17.40
1991	István Bagyula	HUN	5.80	Alan Turner	USA	8.18w	Brian Wellman	BER	17.07
1993	István Bagyula	HUN	5.70	Kareem Streete-Thompson	USA	8.22w	Tosi Fasinro	GBR	16.91
1995	István Bagyula	HUN	5.70	Kirill Sosunov	RUS	8.21	Andrey Kurennoy	RUS	17.30
1997	Khalid Lachheb	FRA	5.70	Iván Pedroso	CUB	8.40	Yoelbi Quesada	CUB	17.35
1999	Richard Spiegelburg	GER	5.60	Aleksey Lukashevich	YKR	8.16	Yoelbi Quesada	CUB	17.40
2001	Aleksandr Averbukh	ISR	5.80	Miguel Pate	USA	8.07	Kenta Bell	USA	17.22
2003	Aleksandr Korchmyd	UKR	5.75	Valeriy Vasilyev	UKR	8.07	Gu Junjie	CHN	16.90
2005	Björn Otto	GER	5.80	Vladimir Zyuskov	UKR	8.06	Aleksandr Sergeyev	RUS	16.72
2007	Alexander Straub	GER	5.60	Robert Crowther	AUS	8.02	Kim Deok-Hyung	KOR	17.02
2009	Aleksandr Gripich	RUS	5.60	Kim Duk-Hyung	KOR	8.41w	Nelson Évora	POR	17.22

	Shot Put			**Discus Throw**			**Hammer Throw**		
1957	Oleg Ryakhovskiy	URS	16.57	Viktor Kompaneyets	URS	53.38	Anatoliy Samotsvetov	URS	58.60
1959	Hermann Lingnau	FRG	17.32	Antonios Kondadis	GRE	53.07	Gyula Zsivótzky	HUN	63.65
1961	Viktor Lipsnis	URS	18.00	Edmund Piątkowski	POL	59.15	Gyula Zsivótzky	HUN	64.62
1963	Zsygmond Nagy	HUN	18.44	Gaetano Dalla Pria	ITA	51.63	Gennadiy Kondrashov	URS	65.76
1965	Randy Matson	USA	20.31	Lars Haglund	SWE	57.86	Gyula Zsivotzky	HUN	67.74
1967	Neal Steinhauer	USA	19.19	Gary Carlsen	USA	59.84	Yoshihisa Ishida	JPN	64.94
1970	Hartmut Briesenick	GDR	19.97	János Murányi	HUN	60.16	Jochen Sachse	GDR	72.34
1973	Valeriy Voykin	URS	19.56	Viktor Zhurba	URS	61.60	Valentin Dmitriyenko	URS	72.42
1975	Bishop Dolegiewicz	CAN	19.45	Markku Tuokko	FIN	62.94	Aleksey Spiridonov	URS	73.82
1977	Valcho Stoev	BUL	19.55	Nikolay Vikhor	URS	64.14	Emmanuil Dyulgerov	BUL	73.50
1979	Udo Beyer	GDR	20.49	Wolfgang Schmidt	GDR	60.78	Klaus Ploghaus	FRG	75.74
1981	Mike Carter	USA	20.19	Armin Lemme	GDR	65.90	Klaus Ploghaus	FRG	77.74
1983	Mike Carter	USA	19.74	Luis Delís	CUB	69.46	Jüri Tamm	URS	76.82
1985	Remigius Machura	TCH	21.13	Luis Delís	CUB	66.84	Heinz Weis	FRG	76.00
1987	Klaus Görmer	GDR	20.38	Randy Heisler	USA	62.38	Igor Astapkovich	URS	78.46
1989	Lars Arvid Nilson	NOR	20.37	Kamy Keshmiri	USA	65.40	Igor Astapkovich	URS	80.56
1991	Aleksandr Klymenko	URS	19.35	Adewale Olukoju	NGR	61.48	Ken Flax	USA	76.46
1993	Aleksandr Klymenko	UKR	19.72	Alexis Elizalde	CUB	62.98	Vadim Kolesnik	UKR	77.00
1995	Yuriy Belonog	UKR	19.70	Vitaliy Sidorov	UKR	62.16	Balázs Kiss	HUN	79.74
1997	Yuriy Belonog	UKR	20.34	Vladimir Dubrovshchik	BLR	66.40	Balázs Kiss	HUN	79.42
1999	Andy Bloom	USA	21.11	Frantz Kruger	RSA	66.90	Zsolt Németh	HUN	80.40
2001	Manuel Martínez	ESP	20.97	Aleksander Tammert	EST	65.19	Nicola Vizzoni	ITA	78.41
2003	Andrey Mikhnevich	BLR	20.76	Wu Tao	CHN	62.32	Ivan Tikhon	BLR	82.77
2005	Tomasz Majewski	POL	20.60	Gerd Kanter	EST	65.29	Vadim Devyatovskiy	BLR	79.13
2007	Maksim Sidorov	RUS	20.01	Gerhard Mayer	AUT	61.55	Aliaksandr Vashchyla	BLR	76.94
2009	Soslan Tsirikhov	RUS	19.59	Mohammad Samimi	IRI	65.33	Yuriy Shayunov	BLR	73.74

	Javelin Throw			Decathlon (Pentathlon in 1959)			20km Walk (10,000m track in 1957)		
1957	Viktor Tsybulenko	URS	80.63	-			Franciszek Szynska	POL	47:10.6
1959	Hermann Salomon	FRG	75.95	Vasiliy Kuznetsov	URS	4006	-		
1961	Gergely Kulcsár	HUN	77.65	Vasiliy Kuznetsov	URS	7918	-		
1963	Janis Lusis	URS	79.77	Manfred Pflugbeil	FRG	6487	-		
1965	Rolf Herings	FRG	79.26	Bill Toomey	USA	7566	-		
1967	Dave Travis	GBR	76.64	Hans-Joachim Walde	FRG	7819	-		
1970	Miklós Németh	HUN	81.94	Nikolay Avilov	URS	7803	-		
1973	Janis Zirnis	URS	80.08	Ryszard Skowronek	POL	7965	-		
1975	Gheorghe Megelea	ROU	81.30	Sepp Zeilbauer	AUT	7857	-		
1977	Vasiliy Yershov	URS	81.60	Sepp Zeilbauer	AUT	8097	-		
1979	Helmut Schreiber	FRG	88.68	Sepp Zeilbauer	AUT	8203	-		
1981	Dainis Kula	URS	89.52	Aleksandr Shablenko	URS	8055	Maurizio Damilano	ITA	1:26:47
1983	Dainis Kula	URS	87.80	David Steen	CAN	8205	Guillaume Leblanc	CAN	1:24:03
1985	Dumitru Negoita	ROU	84.62	Mike Ramos	URS	8071	Viktor Mostovik	URS	1:25:52
1987	Marek Kaleta	URS	81.42	Siegfried Wentz	FRG	8348	Raffaello Ducceschi	ITA	1:25:02
1991	Steve Backley	GBR	87.42	Steve Fritz	USA	8079	Robert Korzeniowski	POL	1:24:37
1993	Louis Fouché	RSA	79.64	Sébastien Levicq	FRA	7874	Robert Korzeniowski	POL	1:22:01
1995	Zhang Lianbiao	CHN	79.30	Deszö Szabó	HUN	8051	Daniel García	MEX	1:24:11
1997	Marius Corbett	RSA	86.50	Roman Šebrle	CZE	8380	Ilya Markov	RUS	1:25:36
1999	Eriks Rags	LAT	83.78	Raúl Duany	CUB	8050	Alejandro López	MEX	1:25:12
2001	Eriks Rags	LAT	82.72	Raúl Duany	CUB	8069	Lorenzo Civallero	ITA	1:24:42
2003	Igor Janik	POL	76.83	Romain Barras	FRA	8196	Stepan Yudin	RUS	1:23:34
2005	Ainârs Kovals	LAT	80.67	Aleksandr Parkhomenko	BLR	8051	Juan Manuel Molina	ESP	1:24:06
2007	Vadims Vasiļevskis	LAT	83.92	Jacob Minah	GER	8099	Chu Yafei	CHN	1:24:37
2009	Ainârs Kovals	LAT	81.58	Mikalai Shubianok	BLR	7960	Sergey Bakulin	RUS	1:20:52

	4 x 100 Metres Relay		4 x 400 Metres Relay	
1957	France	41.4	FRG	3:16.9
1959	Italy	41.0	FRG	3:09.5
1961	USSR	41.22	FRG	3:10.56
1963	Hungary	40.98	Great Britain & NI	3:12.02
1965	FRG	39.9	Italy	3:08.5
1967	Italy	39.8	FRG	3:06.7
1970	Poland	39.2	United States	3:03.3
1973	United States	39.10	United States	3:04.40
1975	USSR	39.80	Poland	3:09.13
1977	USSR	38.75	United States	3:01.2
1979	Italy	38.42	United States	3:00.98
1981	United States	38.70	USSR	3:02.75
1983	United States	38.50	United States	3:01.24
1985	Cuba	38.76	Cuba	3:02.20
1987	United States	38.66	United States	3:01.78
1989	United States	38.58	Jamaica	3:02.58
1991	United States	39.10	United States	3:03.65
1993	United States	38.65	United States	3:02.34
1995	United States	38.96	United States	3:00.40
1997	United States	38.48	United States	3:02.53
1999	United States	38.55	United States	3:00.88
2001	Japan	38.77	United States	3:02.83
2003	Japan	39.45	Japan	3:03.15
2005	Italy	39.25	Poland	3:02.57
2007	Thailand	39.15	Poland	3:02.05
2009	Russia	39.21	Australia	3:03.67

WOMEN

	100 Metres			200 Metres			400 Metres		
1957	Vera Krepkina	URS	11.8	Mariya Itkina	URS	24.6	-		
1959	Giuseppina Leone	ITA	11.7	Giuseppina Leone	ITA	23.8	-		
1961	Tatyana Shchelkanova	URS	11.78	Barbara Janiszewska	POL	24.44	-		
1963	Renate Lace	URS	11.91	Jutta Heine	FRG	24.60	-		
1965	Irena Kirszenstein	POL	11.3	Irena Kirszenstein	POL	23.5	-		
1967	Barbara Ferrell	USA	11.6	Gabrielle Meyer	FRA	23.8	Elisabeth Östberg	SWE	55.4
1970	Renate Meissner	GDR	11.5	Renate Meissner	GDR	22.7	Maria Sykora	AUT	52.8
1973	Mona-Lisa Pursiainen	FIN	11.41	Mona-Lisa Pursiainen	FIN	22.39	Nadezhda Ilyina	URS	52.04
1975	Lyudmila Zharkova	URS	11.31	Pirjo Wilmi	FIN	23.38	Pirjo Wilmi	FIN	51.80
1977	Lyudmila Storoshkova	BUL	11.21	Silvia Chivás	CUB	23.08	Rosalyn Bryant	USA	52.10
1979	Marlies Göhr	GDR	11.00	Marita Koch	GDR	21.91	Mariya Kulchunova	URS	50.35
1981	Beverley Goddard	GBR	11.35	Kathy Smallwood	GBR	22.78	Irina Baskakova	URS	51.45
1983	Beverly Kinch	GBR	11.13w	Randy Givens	USA	22.47	Mariya Pinigina	URS	50.47

1985	Irina Slyusar	URS	11.22	Grace Jackson	JAM	22.59	Tatyana Alekseyeva	URS	51.49
1987	Gwen Torrence	USA	11.09	Gwen Torrence	USA	22.44	Denean Howard	USA	51.07
1989	Liliana Allen	CUB	11.37	Galina Malchugina	URS	22.70	Ana Quirot	CUB	50.73
1991	Chryste Gaines	USA	11.27	Wang Huei-Chen	TPE	23.22	Maicel Malone	USA	50.65
1993	Dahlia Duhaney	JAM	11.56	Flirtisha Harris	USA	22.56w	Michelle Collins	USA	52.01
1995	Melanie Paschke	GER	11.16	Du Xiujie	CHN	22.53	Olabisi Afolabi	NGR	50.50
1997	Katerína Thánou	GRE	11.20	Yekaterina Leshchova	RUS	23.18	Allison Curbishley	GBR	50.84
1999	Angela Williams	USA	11.19	Kim Gevaert	BEL	23.14	Ionela Tîrlea	ROU	49.88
2001	Abiodun Oyepitan	GBR	11.42	Li Xuemei	CHN	22.86	Demetria Washington	USA	51.22
2003	Qin Wangping	CHN	11.53	Yelena Bolsun	RUS	23.39	Tatyana Firova	RUS	51.81
2005	Olga Khalandyreva	RUS	11.64	Natalya Ivanova	RUS	23.28	Natalya Nazarova	RUS	51.31
2007	Johanna Manninen	FIN	11.46	Iryna Shtanhyeyeva	UKR	22.95	Olga Tereshkova	KAZ	51.62
2009	Lina Grinčikaitė	LTU	11.31	Monique Williams	NZL	23.11	Fatou Binetou Fall	SEN	51.65

	800 Metres			**1500 Metres**			**3000/5000 Metres** (5000m from 1995)		
1957	Yelizaveta Yermolayeva	URS	2:12.3						
1959	Nicole Gouillex	FRA	2:11.1	-			-		
1961	Antje Gleichfeld	FRG	2:07.76	-			-		
1963	Olga Kazi	HUN	2:05.9	-			-		
1965	Laine Erik	URS	2:06.2	-			-		
1967	Madeline Manning	USA	2:06.8	-			-		
1970	Gunhild Hoffmeister	GDR	2:01.8	-			-		
1973	Liliana Tomova	BUL	1:59.52	Paola Cacchi	ITA	4:10.69	-		
1975	Nina Morgunova	URS	2:01.94	Ellen Wellmann	FRG	4:08.72	Natalia Andrei	ROU	8:54.09
1977	Tonka Petrova	BUL	1:57.6	Tonka Petrova	BUL	4:05.7	-		
1979	Nadezhda Mushta	URS	2:00.50	Natalia Mărăşescu	ROU	4:13.9	-		
1981	Doina Melinte	ROU	1:57.81	Gabriella Dorio	ITA	4:05.35	Breda Pergar	YUG	8:53.78
1983	Irina Podyalovskaya	URS	1:59.29	Gabriella Dorio	ITA	4:07.26	Maria Radu	ROU	9:04.32
1985	Nadezhda Zvyagintseva	URS	1:58.59	Svetlana Kitova	URS	4:07.12	Cathy Branta	USA	9:02.75
1987	Slobodanka Čolović	YUG	1:56.88	Paula Ivan	ROU	4:01.32	Paula Ivan	ROU	8:53.61
1989	Ana Quirot	CUB	1:58.88	Paula Ivan	ROU	4:13.58	Paula Ivan	ROU	8:44.09
1991	Inna Yevseyeva	URS	1:59.80	Sonia O'Sullivan	IRL	4:12.14	Iulia Beşliu	ROU	8:55.42
1993	Amy Wickus	USA	2:03.72	Lynne Robinson	GBR	4:12.03	Clare Eichner	USA	9:04.32
1995	Stella Jongmans	NED	2:02.13	Gabriela Szabo	ROU	4:11.73	Gabriela Szabo	ROU	15:29.86
1997	Irina Nedelenko	UKR	2:00.21	Gabriela Szabo	ROU	4:10.31	Nnenna Lynch	USA	15:47.61
1999	Yulyia Taranova	RUS	1:59.63	Elena Buhaianu	ROU	4:13.04	Rie Ueno	JPN	15:51.24
2001	Brigita Langerholc	SLO	2:00.96	Süreyya Ayhan	TUR	4:06.91	Dong Yanmei	CHN	15:30.28
2003	Liliana Bărbulescu	ROU	2:00.06	Natalya Sidorenko	UKR	4:11.69	Eloise Poppett	AUS	15:47.19
2005	Svetlana Klyuka	RUS	2:00.80	Olesya Syreva	RUS	4:12.69	Kim Smith	NZL	15:29.18
2007	Yuliya Krevsun	UKR	1:57.63	Olesya Chumakova	RUS	4:09.32	Jessica Augusto	POR	15:28.78
2009	Madeleine Pape	AUS	2:01.91	Marina Muncan	SRB	4:15.53	Sara Moreira	POR	15:32.78

	10,000 Metres			**Marathon/Half Marathon** (from 1997)			**3000 Metres Steeplechase**		
1983	-			Sarah Rowell	GBR	2:47:36.2	-		
1985	Marina Rodchenkova	URS	32:58.45	Mami Fukao	JPN	2:44:55	-		
1987	Patty Murray	USA	33:11.26	Natalya Bardina	URS	2:46:30	-		
1989	Viorica Ghican	ROU	31:46.43	Irina Bogachova	URS	2:35:09	-		
1991	Anne-Marie Letko	USA	32:36.87	Miyako Iwai	JPN	2:36:27	-		
1993	Iulia Negură	ROU	32:22.99	Noriko Kawaguchi	JPN	2:37:47	-		
1995	Iulia Negură	ROU	32:28.25	Masako Kusakaya	JPN	2:53:03	-		
1997	Deena Drossin	USA	33:45.31	Mari Sotani	JPN	71:49	-		
1999	Leigh Daniel	USA	32:58.80	Rosaria Console	ITA	74:14	-		
2001	Dong Yanmei	CHN	32:45.14	Ham Bong-Sil	PRK	75:24	-		
2003	Natalia Cerchez	MDA	33:07.05	Machi Tanaka	JPN	73:06	-		
2005	Eri Sato	JPN	34:12.06	Lee Eun-Jung	KOR	74:31	Lívia Tóth	HUN	9:40.37
2007	Kseniya Agafonova	RUS	32:20.94	Kim Kum Ok	PRK	72:31	Dobrinka Shalamanova	BUL	9:45.04
2009	Kasumi Nishihara	JPN	33:14.62	Chisato Saito	JPN	73:44	Sara Moreira	POR	9:32.62

	80/100 Metres Hurdles			**400 Metres Hurdles**			**High Jump**		
1957	Milka Babović	YUG	11.5	-	-	-	Iolanda Balaş	ROU	1.66
1959	Nelli Yelisayeva	URS	11.1	-			Iolanda Balaş	ROU	1.80
1961	Irina Press	URS	10.90	-			Iolanda Balaş	ROU	1.85
1963	Jutta Heine	FRG	10.95	-			Taisiya Chenchik	URS	1.72
1965	Danuta Straszynska	POL	10.6	-			Yordanka Blagoeva	BUL	1.65
1967	Françoise Masse	FRA	11.3	-			Mami Takeda	JPN	1.68
1970	Teresa Sukniewicz	POL	13.0	-			Snežana Hrepevnik	YUG	1.86
1973	Grażyna Rabsztyn	POL	13.23	-			Virginia Ioan	ROU	1.84
1975	Grażyna Rabsztyn	POL	13.14	-			Galina Filatova	URS	1.88
1977	Grażyna Rabsztyn	POL	12.86	-			Sara Simeoni	ITA	1.92
1979	Lucyna Langer	POL	12.62	-			Andrea Matay	HUN	1.94

1981	Stephanie Hightower	USA	13.03	Anna Kastyetskaya	URS	55.52	Sara Simeoni	ITA	1.96
1983	Natalya Petrova	URS	13.04	Yekaterina Fesenko	URS	54.97	Tamara Bykova	URS	1.98
1985	Ginka Zagorcheva	BUL	12.71	Margarita Novitskaité	URS	55.33	Silvia Costa	CUB	2.01
1987	Heike Theele	GDR	12.84	Nawal El Moutawakel	MAR	55.21	Svetlana Isaeva	BUL	1.95
1989	Monique Ewanjé-Epée	FRA	12.65	Margarita Khromova	URS	57.03	Alina Astafei	ROU	1.91
1991	Marina Azyabina	URS	12.95	Gretha Tromp	NED	55.30	Alison Inverarity	AUS	1.92
1993	Dawn Bowles	USA	13.16	Heike Meissner	GER	56.10	Tanya Hughes	USA	1.95
1995	Nicole Ramalalanirina	MAD	13.02	Heike Meissner	GER	55.57	Viktoriya Fyodorova	RUS	1.92
1997	Angela Atete	NGR	13.19	Tatyana Tereshchuk	UKR	54.91	Amy Acuff	USA	1.98
1999	Andria King	USA	13.04	Daimí Pernía	CUB	53.95	Monica Dinescu	ROU	1.95
2001	Su Yiping	CHN	12.95	Natasha Danvers	GBR	54.94	Vita Palamar	UKR	1.96
2003	Xu Jia	CHN	13.29	Maren Schott	GER	55.28	Dóra Győrffy	HUN	1.94
2005	Mirjam Liimask	EST	12.96	Marina Shiyan	RUS	55.14	Anna Chicherova	RUS	1.90
2007	Yevgeniya Volodko	BLR	13.03	Tatyana Azarova	KAZ	55.52	Marina Aitova	KAZ	1.92
2009	Nevin Yanıt	TUR	12.89	Vania Stambolova	BUL	55.14	Ariane Friedrich	GER	2.00

	Pole Vault			**Long Jump**			**Triple Jump**		
1957	-			Vera Kalashnikova	URS	6.03	-		
1959	-			Elżbieta Krzesińska	POL	5.94	-		
1961	-			Tatyana Shchelkanova	URS	6.49	-		
1963	-			Tatyana Shchelkanova	URS	6.48	-		
1965	-			Tatyana Shchelkanova	URS	6.42	-		
1967	-			Sheila Parkin	GBR	6.32	-		
1970	-			Heide Rosendahl	FRG	6.84	-		
1973	-			Margrit Olfert	GDR	6.63	-		
1975	-			Jarmila Nygrýnová	TCH	6.48	-		
1977	-			Jacqueline Curtet	FRA	6.38	-		
1979	-			Anita Stukané	URS	6.80	-		
1981	-			Tatyana Kolpakova	URS	6.83	-		
1983	-			Anişoara Cuşmir	ROU	7.06w	-		
1985	-			Irina Valyukevich	URS	7.04	-		
1987	-			Marieta Ilcu	ROU	6.81	-		
1989	-			Iolanda Chen	URS	6.729	-		
1991	-			Inessa Kravets	URS	6.87	Li Huirong	CHN	14.20
1993	-			Mirela Dulgheru	ROU	6.69w	Niurka Montalvo	CUB	14.16w
1995	-			Viktoriya Vershinina	UKR	6.76	Sárka Kaspárková	CZE	14.20
1997	Emma George	AUS	4.40	Yelena Shevhovtsova	UKR	6.78	Yelena Govorova	UKR	14.23
1999	Pavla Hamácková	CZE	4.25	Yelena Shevhovtsova	UKR	6.92	Yelena Govorova	UKR	14.99w
2001	Gao Shuying	CHN	4.52	Maurren Maggi	BRA	6.83	Tatyana Lebedeva	RUS	14.81
2003	Tatyana Polnova	RUS	4.70	Irina Simagina	RUS	6.49	Oksana Rogova	RUS	14.16
2005	Julia Hütter	GER	4.25	Lyudmila Kolchanova	RUS	6.79	Wang Ying	CHN	14.12
2007	Aleksandra Kiryashova	RUS	4.40	Olga Rypakova	KAZ	6.85	Olga Saladukha	UKR	14.79
2009	Jirina Ptácníková	CZE	4.55	Ivana Španovic	SRB	6.64	Yarianna Martínez	CUB	14.40

	Shot Put			**Discus Throw**			**Hammer Throw**		
1957	Galina Zybina	URS	15.75	Irina Beglyakova	URS	48.83	-		
1959	Lidiya Sharamovich	BUL	13.97	Györgyi Hegedus	HUN	46.76	-		
1961	Tamara Press	URS	17.12	Tamara Press	URS	58.06	-		
1963	Tamara Press	URS	17.29	Tamara Press	URS	55.90	-		
1965	Tamara Press	URS	18.31	Jolan Kontsek	HUN	55.66	-		
1967	Liesel Westermann	FRG	15.30	Liesel Westermann	FRG	59.22	-		
1970	Nadezhda Chizhova	URS	19.51	Karin Illgen	GDR	62.04	-		
1973	Nadezhda Chizhova	URS	20.82	Faina Melnik	URS	64.54	-		
1975	Elena Stoyanova	BUL	18.99	Mariya Vergova	BUL	65.28	-		
1977	Elena Stoyanova	BUL	19.98	Mariya Vergova	BUL	66.34	-		
1979	Ilona Slupianek	GDR	20.48	Svetlana Melnykova	URS	63.54	-		
1981	Helma Knorrscheidt	GDR	20.24	Florenta Craciunescu	ROU	67.48	-		
1983	Natalya Lisovskaya	URS	20.46	Florenta Craciunescu	ROU	64.56	-		
1985	Natalya Lisovskaya	URS	20.47	Maritza Martén	CUB	66.66	-		
1987	Natalya Lisovskaya	URS	20.48	Tsvetanka Khristova	BUL	67.96	-		
198	Huang Zhihong	CHN	20.56	Hou Xuenmei	CHN	65.32	-		
1991	Svetlana Krivelyova	URS	19.62	Xiao Yanling	CHN	64.36	-		
1993	Zhou Tianhua	CHN	19.17	Renata Katewicz	POL	62.40	-		
1995	Wu Xianchun	CHN	18.31	Natalya Sadova	RUS	62.92	-		
1997	Irina Korzhanenko	RUS	19.39	Natalya Sadova	RUS	67.02	Mihaela Melinte	ROU	69.84
1999	Yumileidi Cumbá	CUB	18.70	Nicoleta Grasu	ROU	65.21	Mihaela Melinte	ROU	74.24
2001	Yumileidi Cumbá	CUB	18.90	Li Qiumei	CHN	61.66	Manuela Montebrun	FRA	69.78
2003	Li Fengfeng	CHN	18.55	Natalya Fokina	UKR	63.11	Liu Yinghui	CHN	69.05
2005	Natallia Khoroneko	BLR	18.86	Wioletta Potępa	POL	62.10	Kamila Skolimowska	POL	72.75
2007	Irina Tarasova	RUS	17.46	Yarelis Barrios	CUB	61.36	Daryia Pchelnik	BLR	68.74
2009	Mailín Vargas	CUB	18.91	Dani Samuels	AUS	62.48	Betty Heidler	GER	75.83

	Javelin Throw			Pentathlon/Heptathlon (Hep from 1981)			5/20/10 Kilometres Walk		
1957	Maria Diti	ROU	52.38	-			-		
1959	Elvira Ozolina	URS	49.95	-			-		
1961	Yelena Gorchakova	URS	51.39	-			-		
1963	Almut Brömmel	FRG	49.61	-			-		
1965	Mihaela Peneş	ROU	59.22	Tatyana Shchelkanova	URS	4802	-		
1967	Ranae Bair	USA	52.98	Liese Prokop	AUT	4465	-		
1970	Daniela Jaworska	POL	56.16	Tatyana Kondrashova	URS	4884	-		
1973	Svetlana Korolyova	URS	62.00	Nadezhda Tkachenko	URS	4629	-		
1975	Nadezhda Yakubovich	URS	61.72	Jane Frederick	USA	4442	-		
1977	Nadezhda Yakubovich	URS	61.42	Valentina Dimitrova	BUL	4630	-		
1979	Eva Raduly	ROU	67.20	Yekaterina Smirnova	URS	4497	-		
1981	Petra Felke	GDR	65.20	Malgorzata Guzowska	POL	6198	-		
1983	Beate Peters	FRG	66.86	Yekaterina Smirnova	URS	6350	-		
1985	Ivonne Leal	CUB	71.82	Małgorzata Nowak	POL	6616	Aleksandra Grigoryeva	URS	22:21.10
1987	Irina Kostyuchenkova	URS	66.72	Liliana Nastase	ROU	6364	Li Sujie	CHN	21:51.50
1989	Silke Renk	GDR	66.10	Larisa Nikitina	URS	6847	Ileana Salvador	ITA	20:44
1991	Tatyana Shikolenko	URS	63.56	Birgit Clarius	GER	6419	Sari Essayah	FIN	44:04
1993	Lee Young-sun	KOR	58.62	Urszula Wlodarczyk	POL	6127	Long Yuwen	CHN	46:16.75
1995	Felicia Tilea	ROU	62.16	Jane Jamieson	AUS	6123	Annarita Sidoti	ITA	43:22
1997	Isel López	CUB	64.30	Mona Steigauf	GER	6546	Larisa Ramazanova	BLR	44:01
1999	Ewa Rybak	POL	60.76	Tiffany Lott	USA	5959	Claudia Iovan	ROU	44:22
2001	Osleidys Menéndez	CUB	69.82	Jane Jamieson	AUS	6041	Gao Hongmiao	CHN	43:20
2003	Barbara Madejczyk	POL	56.23	Kylie Wheeler	AUS	6031	Tatyana Sibileva	RUS	1:34:55
2005	Barbora Spotáková	CZE	60.73	Lyudmila Blonska	UKR	6297	Jiang Qiuyan	CHN	1:33:13
2007	Buoban Phamang	THA	61.40	Viktorija Zemaityté	LTU	5971	Jiang Qiuyan	CHN	1:35:22
2009	Sunette Viljoen	RSA	62.52	Jessica Samuelsson	SWE	6004	Olga Mikhaylova	RUS	1:30:43

	4 x 100 Metres Relay		4 x 400 Metres Relay	
1957	USSR	46.4	-	
1959	USSR	46.9	-	
1961	USSR	46.2	-	
1963	USSR	46.50	-	
1965	USSR	45.5	-	
1967	France	46.5	-	
1970	USSR	44.7	-	
1973	USSR	43.99	-	
1975	USSR	44.77	-	
1977	USSR	43.16	-	
1979	USSR	43.14		
1981	United States	43.66	USSR	3:26.65
1983	United States	42.82	USSR	3:24.97
1985	United States	43.28	USSR	2:25.96
1987	United States	42.90	United States	3:27.16
1989	United States	42.40	United States	3:26.48
1991	United States	44.45	United States	3:27.93
1993	United States	43.37	United States	3:26.18
1995	United States	43.58	Russia	3:28.32
1997	United States	44.01	Russia	3:27.93
1999	United States	43.49	United States	3:27.97
2001	PR of China	43.72	United States	3:28.04
2003	PR of China	44.09	Russia	3:31.63
2005	Russia	43.62	Russia	3:27.47
2007	Finland	43.48	Ukraine	3:29.59
2009	Italy	43.83	Canada	3:33.09