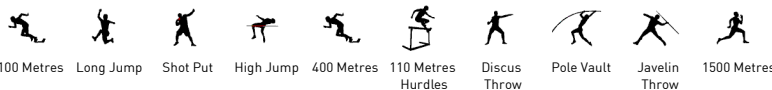


DECATHLON SUMMARY AFTER 8 EVENTS

RECORDS	RESULT	NAME	COUNTRY	AGE	VENUE	DATE
World Record WR	9045	Ashton EATON	USA	27	Beijing (National Stadium)	29 Aug 2015
Championships Record CR	9045	Ashton EATON	USA	27	Beijing (National Stadium)	29 Aug 2015
World Leading WL	8663	Rico FREIMUTH	GER	29	Ratingen (Stadionring)	25 Jun 2017


11-12 August 2017



PLACE	BIB	NAME	COUNTRY	POINTS	POINTS BEHIND LEADER	100 Metres	Long Jump	Shot Put	High Jump	400 Metres	110 Metres Hurdles	Discus Throw	Pole Vault	Javelin Throw	1500 Metres
1		Kevin MAYER	FRA	7237		10.70 (-0.8) 929 (4)	7.52 (0.0) 940 (4) 1869 (4)	15.72 834 (2) 2703 (1)	2.08 878 (5) 3581 (1)	48.26 897 (7) 4478 (1)	13.75 (-0.1) 1007 (3) 5485 (1)	47.14 811 (7) 6296 (1)	5.10 941 (5) 7237 (1)		
2		Rico FREIMUTH	GER	7121	-116	10.53 (-0.7) 968 (2)	7.48 (-0.4) 930 (7) 1898 (1)	14.85 780 (9) 2678 (2)	1.99 794 (17) 3472 (3)	48.41 889 (9) 4361 (3)	13.68 (-0.1) 1016 (2) 5377 (2)	51.17 895 (1) 6272 (2)	4.80 849 (11) 7121 (2)		
3		Kai KAZMIREK	GER	7021	-216	10.91 (-0.8) 881 (11)	7.64 (-0.4) 970 (2) 1851 (5)	13.78 715 (21) 2566 (8)	2.11 906 (1) 3472 (2)	47.19 949 (1) 4421 (2)	14.66 (+1.2) 891 (14) 5312 (4)	45.06 768 (10) 6080 (4)	5.10 941 (4) 7021 (3)		
4		Oleksiy KASYANOV	UKR	6914	-323	10.77 (-0.7) 912 (7)	7.28 (-1.1) 881 (19) 1793 (11)	14.99 789 (8) 2582 (7)	2.02 822 (10) 3404 (7)	48.64 878 (11) 4282 (7)	14.05 (-0.1) 968 (4) 5250 (5)	48.79 845 (2) 6095 (3)	4.70 819 (13) 6914 (4)		
5		Damian WARNER	CAN	6867	-370	10.50 (-0.7) 975 (1)	7.44 (-0.6) 920 (12) 1895 (2)	13.45 695 (24) 2590 (6)	2.02 822 (13) 3412 (6)	47.47 935 (2) 4347 (4)	13.63 (-0.1) 1023 (1) 5370 (3)	40.67 678 (20) 6048 (5)	4.70 819 (13) 6867 (5)		
6		Janek ÕIGLANE	EST	6770	-467	11.08 (-0.2) 843 (21)	7.33 (-0.1) 893 (14) 1736 (18)	15.13 798 (6) 2534 (12)	2.05 850 (8) 3384 (8)	49.58 834 (22) 4218 (13)	14.56 (-0.5) 903 (10) 5121 (9)	42.11 708 (18) 5829 (9)	5.10 941 (3) 6770 (6)		
7		Kurt FELIX	GRN	6717	-520	11.08 (-0.2) 843 (20)	7.46 (+0.7) 925 (10) 1768 (14)	15.01 790 (7) 2558 (9)	2.08 878 (7) 3436 (5)	49.09 857 (18) 4293 (6)	14.68 (-0.5) 889 (16) 5182 (6)	45.39 775 (9) 5957 (6)	4.50 760 (20) 6717 (7)		
8		Devon WILLIAMS	USA	6704	-533	10.93 (-0.7) 876 (12)	7.44 (-0.5) 920 (11) 1796 (10)	14.43 755 (13) 2551 (11)	1.96 767 (23) 3318 (14)	48.11 904 (5) 4222 (11)	14.27 (-0.1) 940 (6) 5162 (8)	44.29 752 (12) 5914 (7)	4.60 790 (18) 6704 (8)		
9		Pau TONNESEN	ESP	6700	-537	11.26 (-0.2) 804 (28)	7.21 (+0.6) 864 (21) 1668 (25)	13.76 714 (22) 2382 (24)	2.08 878 (2) 3260 (16)	50.85 776 (26) 4036 (21)	14.57 (+1.2) 902 (11) 4938 (16)	43.07 727 (16) 5665 (15)	5.40 1035 (1) 6700 (9)		
10		Jorge UREÑA	ESP	6678	-559	11.00 (-0.8) 861 (15)	7.30 (-0.4) 886 (16) 1747 (17)	13.91 723 (19) 2470 (18)	2.08 878 (3) 3348 (11)	48.72 875 (12) 4223 (9)	14.15 (+0.4) 955 (5) 5178 (7)	36.33 590 (23) 5768 (10)	5.00 910 (8) 6678 (10)		
11		Martin ROE	NOR	6643	-594	10.90 (-1.3) 883 (10)	7.50 (+0.9) 935 (5) 1818 (8)	15.22 803 (4) 2621 (5)	1.93 740 (25) 3361 (10)	49.09 857 (17) 4218 (12)	15.15 (-0.5) 831 (20) 5049 (10)	48.24 834 (3) 5883 (8)	4.50 760 (19) 6643 (11)		
12		Adam Sebastian HELCELET	CZE	6609	-628	11.28 (-1.3) 799 (29)	7.03 (-0.7) 821 (28) 1620 (28)	14.57 763 (11) 2383 (23)	2.02 822 (11) 3205 (20)	49.51 837 (21) 4042 (20)	14.38 (+0.4) 926 (8) 4968 (15)	44.71 761 (11) 5729 (11)	4.90 880 (9) 6609 (12)		
13		Karl Robert SALURI	EST	6594	-643	10.55 (-0.7) 963 (3)	7.49 (-1.0) 932 (6) 1895 (3)	13.98 727 (18) 2622 (4)	1.84 661 (30) 3283 (15)	47.76 921 (3) 4204 (14)	15.36 (-0.5) 807 (22) 5011 (12)	40.43 673 (21) 5684 (14)	5.00 910 (6) 6594 (13)		
14		Zach ZIEMEK	USA	6582	-655	10.99 (-0.7) 863 (14)	7.08 (-0.5) 833 (27) 1696 (22)	14.01 729 (17) 2425 (21)	1.99 794 (15) 3219 (19)	50.32 800 (23) 4019 (22)	15.36 (+0.4) 807 (22) 4826 (22)	47.32 815 (6) 5641 (17)	5.10 941 (2) 6582 (14)		
15		Cedric DUBLER	AUS	6491	-746	11.06 (-0.8) 847 (17)	7.29 (+0.1) 883 (17) 1730 (19)	11.36 568 (32) 2298 (29)	2.08 878 (5) 3176 (22)	48.31 894 (8) 4070 (18)	14.92 (+0.4) 859 (19) 4929 (18)	40.85 682 (19) 5611 (20)	4.90 880 (9) 6491 (15)		
16		Bastien AUZEIL	FRA	6490	-747	11.35 (-0.2) 784 (32)	6.87 (+0.2) 783 (31) 1567 (31)	15.23 804 (3) 2371 (25)	1.96 767 (21) 3138 (26)	50.36 798 (24) 3936 (24)	14.59 (+1.2) 900 (13) 4836 (21)	46.86 805 (8) 5641 (18)	4.80 849 (11) 6490 (16)		

DECATHLON SUMMARY AFTER 8 EVENTS

11-12 August 2017




PLACE	BIB	NAME	COUNTRY	POINTS	POINTS BEHIND LEADER	100 Metres	Long Jump	Shot Put	High Jump	400 Metres	110 Metres Hurdles	Discus Throw	Pole Vault	Javelin Throw	1500 Metres
17		Dominik DISTELBERGER	AUT	6486	-751	11.03 (-1.3) 854 (16)	7.11 (-0.7) 840 (25) 1694 (23)	12.93 663 (30) 2357 (27)	1.87 687 (29) 3044 (29)	48.13 903 (6) 3947 (23)	14.59 (+0.4) 900 (12) 4847 (19)	43.18 729 (15) 5576 (21)	5.00 910 (6) 6486 (17)		
18		Pieter BRAUN	NED	6473	-764	11.22 (-0.8) 812 (26)	7.17 (-1.5) 854 (23) 1666 (26)	14.48 758 (12) 2424 (22)	1.93 740 (24) 3164 (24)	48.54 883 (10) 4047 (19)	14.67 (+1.2) 890 (15) 4937 (17)	42.59 717 (17) 5654 (16)	4.70 819 (16) 6473 (18)		
19		Ashley BRYANT	GBR	6428	-809	11.14 (-0.8) 830 (22)	7.44 (-1.0) 920 (13) 1750 (16)	14.09 734 (15) 2484 (17)	1.96 767 (19) 3251 (17)	49.24 850 (19) 4101 (16)	14.75 (+1.2) 880 (17) 4981 (14)	43.95 745 (13) 5726 (12)	4.30 702 (21) 6428 (19)		
20		Akihiko NAKAMURA	JPN	6201	-1036	11.06 (-1.3) 847 (18)	7.28 (-0.6) 881 (18) 1728 (20)	11.37 568 (31) 2296 (30)	1.96 767 (21) 3063 (27)	48.98 862 (15) 3925 (26)	14.43 (+0.4) 920 (9) 4845 (20)	33.65 537 (24) 4845 (20)	4.70 819 (13) 6201 (20)		
21		Keisuke USHIRO	JPN	6104	-1133	11.53 (-0.2) 746 (33)	6.64 (-0.2) 729 (32) 1475 (32)	13.43 693 (25) 2168 (32)	1.96 767 (19) 2935 (30)	51.43 750 (27) 3685 (27)	15.35 (-0.5) 808 (21) 4493 (24)	47.64 821 (5) 5314 (23)	4.60 790 (17) 6104 (21)		
22		Maicel UIBO	EST	5621	-1616	11.35 (-0.8) 784 (30)	6.97 (-1.0) 807 (30) 1591 (30)	14.08 733 (16) 2324 (28)	2.02 822 (9) 3146 (25)	50.61 787 (25) 3933 (25)	14.90 (-0.5) 862 (18) 4795 (23)	47.88 826 (4) 5621 (19)	NM 0 5621 (22)		
23		Lindon VICTOR	GRN	4999	-2238	10.83 (-0.7) 899 (9)	6.98 (-1.2) 809 (29) 1708 (21)	15.86 843 (1) 2551 (10)	1.99 794 (14) 3345 (12)	49.30 847 (20) 4192 (15)	15.36 (+1.2) 807 (22) 4999 (13)	NM 0 4999 (24)	NM 0 4999 (23)		
		Eelco SINTNICOLAAS	NED	DNF		10.96 (-0.7) 870 (13)	7.31 (-0.4) 888 (15) 1758 (15)	14.32 748 (14) 2506 (14)	1.90 714 (26) 3220 (18)	48.73 874 (13) 4094 (17)	14.32 (+0.4) 934 (7) 5028 (11)	40.25 670 (22) 5698 (13)	DNS		
		Mihail DUDAŠ	SRB	DNF		10.75 (-0.2) 917 (6)	7.46 (+0.2) 925 (9) 1842 (7)	13.02 668 (29) 2510 (13)	2.02 822 (11) 3332 (13)	48.08 905 (4) 4237 (8)	DQ 0 4237 (26)	43.23 730 (14) 4967 (25)	DNS		
		Trey HARDEE	USA	DNF		10.75 (-0.7) 917 (5)	7.48 (-0.4) 930 (8) 1847 (6)	15.16 800 (5) 2647 (3)	1.99 794 (16) 3441 (4)	48.78 872 (14) 4313 (5)	DQ 0 4313 (25)	NM 0 4313 (26)	DNS		
		Ilya SHKURENEV	ANA	DNF		11.17 (-1.3) 823 (25)	7.62 (+0.2) 965 (3) 1788 (12)	13.48 697 (23) 2485 (16)	2.08 878 (3) 3363 (9)	49.02 860 (16) 4223 (10)	DQ 0 4223 (27)	DNS			
		Larbi BOURRADA	ALG	DNF		10.80 (-0.2) 906 (8)	7.22 (-1.1) 866 (20) 1772 (13)	13.41 692 (26) 2464 (19)	1.90 714 (26) 3178 (21)	DNS					
		Mathias BRUGGER	GER	DNF		11.15 (-1.3) 827 (23)	7.18 (+0.6) 857 (22) 1684 (24)	14.80 777 (10) 2461 (20)	1.90 714 (26) 3175 (23)	DNS					
		Thomas VAN DER PLAETSEN	BEL	DNF		11.35 (-0.2) 784 (31)	7.09 (+0.1) 835 (26) 1619 (29)	13.03 669 (28) 2288 (31)	1.96 767 (18) 3055 (28)	DNS					
		Fredrik SAMUELSSON	SWE	DNF		11.24 (-1.3) 808 (27)	7.11 (-1.6) 840 (24) 1648 (27)	13.82 717 (20) 2365 (26)	DNS						
		Sutthisak SINGKHON	THA	DNF		11.16 (-1.3) 825 (24)	7.65 (-0.7) 972 (1) 1797 (9)	13.34 688 (27) 2485 (15)	DNS						
		Luiz Alberto DE ARAÚJO	BRA	DNF		11.07 (-1.3) 845 (19)	NM 0 845 (33)	DNS							
		Leonel SUÁREZ	CUB	DNF		15.93 (-0.8) 94 (34)	DNS								





DECATHLON SUMMARY AFTER 8 EVENTS

11-12 August 2017



PLACE	BIB	NAME	COUNTRY	POINTS	POINTS BEHIND LEADER	100 Metres	Long Jump	Shot Put	High Jump	400 Metres	110 Metres Hurdles	Discus Throw	Pole Vault	Javelin Throw	1500 Metres
		Jefferson SANTOS	BRA	DNS		DNS									

