


DECATHLON SUMMARY AFTER 4 EVENTS

RECORDS	RESULT	NAME	COUNTRY	AGE	VENUE	DATE
WR	9045	Ashton EATON	USA	27	Beijing (National Stadium)	29 Aug 2015
CR	9045	Ashton EATON	USA	27	Beijing (National Stadium)	29 Aug 2015
WL	8663	Rico FREIMUTH	GER	29	Ratingen (Stadionring)	25 Jun 2017


11-12 August 2017



PLACE	BIB	NAME	COUNTRY	POINTS	POINTS BEHIND LEADER	100 Metres	Long Jump	Shot Put	High Jump	400 Metres	110 Metres Hurdles	Discus Throw	Pole Vault	Javelin Throw	1500 Metres
1		Kevin MAYER	FRA	3581		10.70 (-0.8) 929 (4)	7.52 (0.0) 940 (4) 1869 (4)	15.72 834 (2) 2703 (1)	2.08 878 (5) 3581 (1)						
2		Kai KAZMIREK	GER	3472	-109	10.91 (-0.8) 881 (11)	7.64 (-0.4) 970 (2) 1851 (5)	13.78 715 (21) 2566 (8)	2.11 906 (1) 3472 (2)						
3		Rico FREIMUTH	GER	3472	-109	10.53 (-0.7) 968 (2)	7.48 (-0.4) 930 (7) 1898 (1)	14.85 780 (9) 2678 (2)	1.99 794 (17) 3472 (3)						
4		Trey HARDEE	USA	3441	-140	10.75 (-0.7) 917 (5)	7.48 (-0.4) 930 (8) 1847 (6)	15.16 800 (5) 2647 (3)	1.99 794 (16) 3441 (4)						
5		Kurt FELIX	GRN	3436	-145	11.08 (-0.2) 843 (20)	7.46 (+0.7) 925 (10) 1768 (14)	15.01 790 (7) 2558 (9)	2.08 878 (7) 3436 (5)						
6		Damian WARNER	CAN	3412	-169	10.50 (-0.7) 975 (1)	7.44 (-0.6) 920 (12) 1895 (2)	13.45 695 (24) 2590 (6)	2.02 822 (13) 3412 (6)						
7		Oleksiy KASYANOV	UKR	3404	-177	10.77 (-0.7) 912 (7)	7.28 (-1.1) 881 (19) 1793 (11)	14.99 789 (8) 2582 (7)	2.02 822 (10) 3404 (7)						
8		Janek ÕIGLANE	EST	3384	-197	11.08 (-0.2) 843 (21)	7.33 (-0.1) 893 (14) 1736 (18)	15.13 798 (6) 2534 (12)	2.05 850 (8) 3384 (8)						
9		Ilya SHKURENEV	ANA	3363	-218	11.17 (-1.3) 823 (25)	7.62 (+0.2) 965 (3) 1788 (12)	13.48 697 (23) 2485 (16)	2.08 878 (3) 3363 (9)						
10		Martin ROE	NOR	3361	-220	10.90 (-1.3) 883 (10)	7.50 (+0.9) 935 (5) 1818 (8)	15.22 803 (4) 2621 (5)	1.93 740 (25) 3361 (10)						
11		Jorge UREÑA	ESP	3348	-233	11.00 (-0.8) 861 (15)	7.30 (-0.4) 886 (16) 1747 (17)	13.91 723 (19) 2470 (18)	2.08 878 (3) 3348 (11)						
12		Lindon VICTOR	GRN	3345	-236	10.83 (-0.7) 899 (9)	6.98 (-1.2) 809 (29) 1708 (21)	15.86 843 (1) 2551 (10)	1.99 794 (14) 3345 (12)						
13		Mihail DUDAŠ	SRB	3332	-249	10.75 (-0.2) 917 (6)	7.46 (+0.2) 925 (9) 1842 (7)	13.02 668 (29) 2510 (13)	2.02 822 (11) 3332 (13)						
14		Devon WILLIAMS	USA	3318	-263	10.93 (-0.7) 876 (12)	7.44 (-0.5) 920 (11) 1796 (10)	14.43 755 (13) 2551 (11)	1.96 767 (23) 3318 (14)						
15		Karl Robert SALURI	EST	3283	-298	10.55 (-0.7) 963 (3)	7.49 (-1.0) 932 (6) 1895 (3)	13.98 727 (18) 2622 (4)	1.84 661 (30) 3283 (15)						
16		Pau TONNESEN	ESP	3260	-321	11.26 (-0.2) 804 (28)	7.21 (+0.6) 864 (21) 1668 (25)	13.76 714 (22) 2382 (24)	2.08 878 (2) 3260 (16)						

DECATHLON SUMMARY AFTER 4 EVENTS

11-12 August 2017




PLACE	BIB	NAME	COUNTRY	POINTS	POINTS BEHIND LEADER	100 Metres	Long Jump	Shot Put	High Jump	400 Metres	110 Metres Hurdles	Discus Throw	Pole Vault	Javelin Throw	1500 Metres
17		Ashley BRYANT	GBR	3251	-330	11.14 (-0.8) 830 (22)	7.44 (-1.0) 920 (13) 1750 (16)	14.09 734 (15) 2484 (17)	1.96 767 (19) 3251 (17)						
18		Eelco SINTNICOLAAS	NED	3220	-361	10.96 (-0.7) 870 (13)	7.31 (-0.4) 888 (15) 1758 (15)	14.32 748 (14) 2506 (14)	1.90 714 (26) 3220 (18)						
19		Zach ZIEMEK	USA	3219	-362	10.99 (-0.7) 863 (14)	7.08 (-0.5) 833 (27) 1696 (22)	14.01 729 (17) 2425 (21)	1.99 794 (15) 3219 (19)						
20		Adam Sebastian HELCELET	CZE	3205	-376	11.28 (-1.3) 799 (29)	7.03 (-0.7) 821 (28) 1620 (28)	14.57 763 (11) 2383 (23)	2.02 822 (11) 3205 (20)						
21		Larbi BOURRADA	ALG	3178	-403	10.80 (-0.2) 906 (8)	7.22 (-1.1) 866 (20) 1772 (13)	13.41 692 (26) 2464 (19)	1.90 714 (26) 3178 (21)						
22		Cedric DUBLER	AUS	3176	-405	11.06 (-0.8) 847 (17)	7.29 (+0.1) 883 (17) 1730 (19)	11.36 568 (32) 2298 (29)	2.08 878 (5) 3176 (22)						
23		Mathias BRUGGER	GER	3175	-406	11.15 (-1.3) 827 (23)	7.18 (+0.6) 857 (22) 1684 (24)	14.80 777 (10) 2461 (20)	1.90 714 (26) 3175 (23)						
24		Pieter BRAUN	NED	3164	-417	11.22 (-0.8) 812 (26)	7.17 (-1.5) 854 (23) 1666 (26)	14.48 758 (12) 2424 (22)	1.93 740 (24) 3164 (24)						
25		Maicel UIBO	EST	3146	-435	11.35 (-0.8) 784 (30)	6.97 (-1.0) 807 (30) 1591 (30)	14.08 733 (16) 2324 (28)	2.02 822 (9) 3146 (25)						
26		Bastien AUZEIL	FRA	3138	-443	11.35 (-0.2) 784 (32)	6.87 (+0.2) 783 (31) 1567 (31)	15.23 804 (3) 2371 (25)	1.96 767 (21) 3138 (26)						
27		Akihiko NAKAMURA	JPN	3063	-518	11.06 (-1.3) 847 (18)	7.28 (-0.6) 881 (18) 1728 (20)	11.37 568 (31) 2296 (30)	1.96 767 (21) 3063 (27)						
28		Thomas VAN DER PLAETSEN	BEL	3055	-526	11.35 (-0.2) 784 (31)	7.09 (+0.1) 835 (26) 1619 (29)	13.03 669 (28) 2288 (31)	1.96 767 (18) 3055 (28)						
29		Dominik DISTELBERGER	AUT	3044	-537	11.03 (-1.3) 854 (16)	7.11 (-0.7) 840 (25) 1694 (23)	12.93 663 (30) 2357 (27)	1.87 687 (29) 3044 (29)						
30		Keisuke USHIRO	JPN	2935	-646	11.53 (-0.2) 746 (33)	6.64 (-0.2) 729 (32) 1475 (32)	13.43 693 (25) 2168 (32)	1.96 767 (19) 2935 (30)						
		Fredrik SAMUELSSON	SWE	DNF		11.24 (-1.3) 808 (27)	7.11 (-1.6) 840 (24) 1648 (27)	13.82 717 (20) 2365 (26)	DNS						
		Sutthisak SINGKHON	THA	DNF		11.16 (-1.3) 825 (24)	7.65 (-0.7) 972 (1) 1797 (9)	13.34 688 (27) 2485 (15)	DNS						
		Luiz Alberto DE ARAÚJO	BRA	DNF		11.07 (-1.3) 845 (19)	NM 0 845 (33)	DNS							
		Leonel SUÁREZ	CUB	DNF		15.93 (-0.8) 94 (34)	DNS								





DECATHLON SUMMARY AFTER 4 EVENTS

11-12 August 2017



PLACE	BIB	NAME	COUNTRY	POINTS	POINTS BEHIND LEADER	100 Metres	Long Jump	Shot Put	High Jump	400 Metres	110 Metres Hurdles	Discus Throw	Pole Vault	Javelin Throw	1500 Metres
		Jefferson SANTOS	BRA	DNS		DNS									

Official Partners

