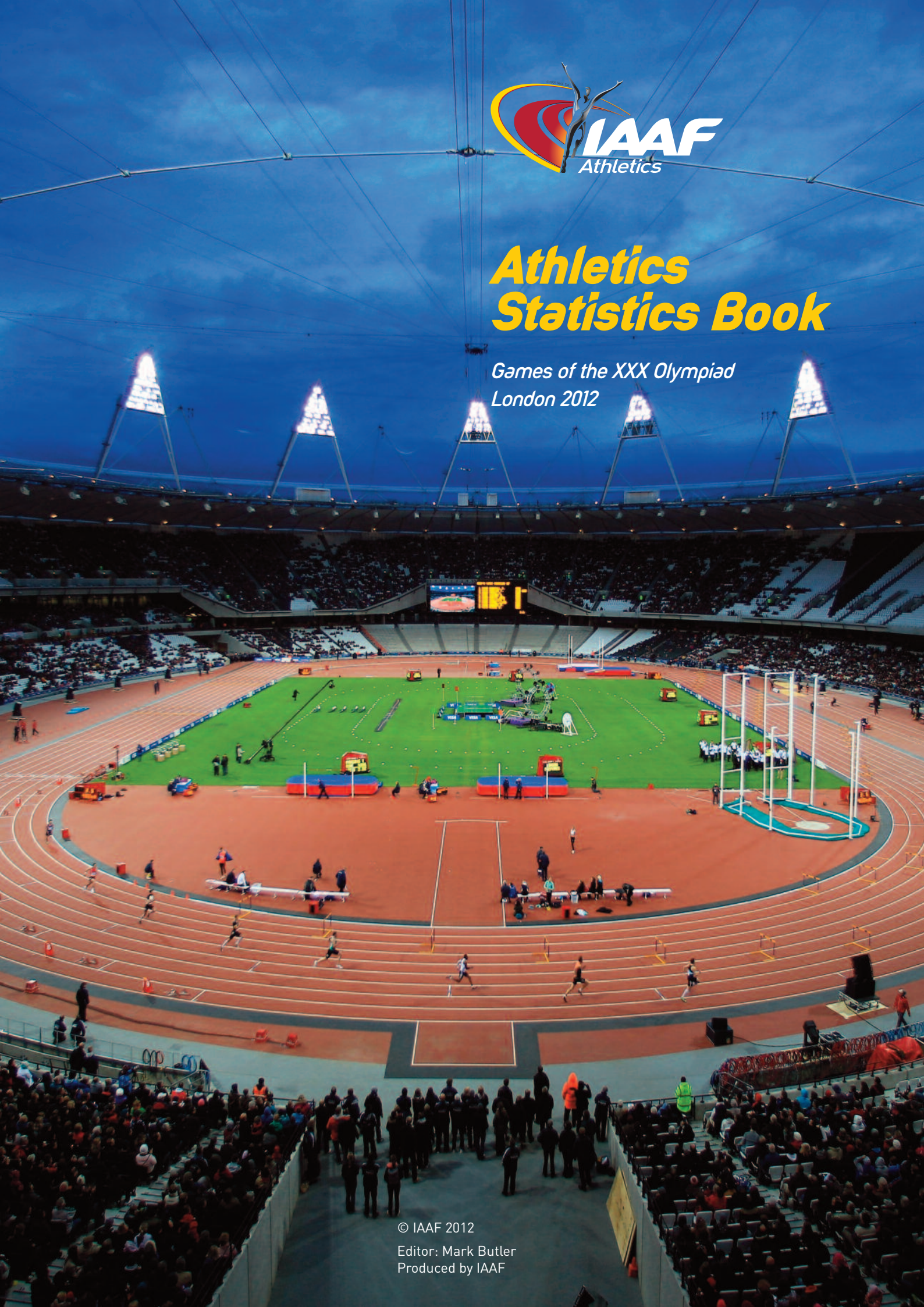




Athletics Statistics Book

*Games of the XXX Olympiad
London 2012*



© IAAF 2012

Editor: Mark Butler
Produced by IAAF



ATHLETICS STATISTICS BOOK

Games of the XXX Olympiad
London 2012

© IAAF Communications Department 2012

Editor: Mark Butler
Produced by the IAAF Communications Department

IAAF PRESIDENT'S MESSAGE

MESSAGE DU PRESIDENT DE L'IAAF

The first London Olympic Games were four years before the birth of the IAAF. The second came as we reached middle age, and now London Olympic year coincides with the IAAF's centenary. There always has been a strong history of our sport in London, let alone the United Kingdom, and we know that London 2012 will surely deliver many more defining moments of the highest drama and excellence. How exciting that we will return here again in 2017 for the sixteenth IAAF World Championships.

I am delighted that LOCOG has co-operated with us to produce this book in which we attempt to synopsis 112 years of athletics at the Olympics. There is enough available material to fill several volumes, but hopefully here you will be able to quickly find the answers you need as the athletics events unfold between August 3 and 12. Virtually every page contains the name of at least one legendary figure and there are tables and lists which show who have been the best of these with details of some of the more trivial and even funny moments which have taken place along the way.

I would like to give my usual thanks to the Association of Track & Field Statisticians (ATFS) for their sterling work which enables a book like this to be produce. The IAAF are equally grateful to the International Society of Olympic Historians (ISOH) who strive to put the record straight from eras when results and news were not reported as accurately as these days. The men and women from these organisations quietly make their own Olympian efforts so that we can find key facts at our fingertips.

Lamine Diack, March 2012

Les premiers Jeux Olympiques de Londres se sont déroulés quatre ans avant la création de l'IAAF. Les seconds ont eu lieu à mi-parcours et aujourd'hui, ils coïncident avec le Centenaire de l'IAAF. Un lien très fort unit donc la capitale britannique à notre sport, sans parler du Royaume-Uni. Londres 2012, à son tour, écrira une nouvelle page d'histoire d'excellence de l'athlétisme, riche en moments inoubliables. Aussi, serons-nous très heureux d'y retourner en 2017 pour nos seizièmes Championnats du monde.

Je suis ravi que le Comité d'organisation local des Jeux Olympiques se soit associé à la réalisation de cet ouvrage qui synthétise 112 ans d'athlétisme aux JO. Il y a matière à remplir plusieurs volumes et j'espère que vous y trouverez aisément les réponses à vos questions au fur et à mesure que se déroulera le programme d'athlétisme, c'est-à-dire du 3 au 12 août. Pratiquement, chacune de ces pages comporte le nom d'un athlète de légende. Elles sont assorties de tableaux, de listes et d'informations très fouillées enrichies d'anecdotes parfois amusantes qui ont couvert cette longue période.

Une fois encore, je voudrais exprimer ma gratitude à l'Association des statisticiens d'athlétisme pour leur minutieux travail qui permet la publication d'un tel ouvrage. L'IAAF est également reconnaissante à l'Association internationale des historiens olympiques qui se sont efforcés de répertorier les résultats à une époque où ils n'étaient pas consignés avec autant de soin qu'ils le sont de nos jours. Les hommes et les femmes de ces organisations ont, à leur manière, fait acte olympique afin de rendre accessibles ces statistiques.

Lamine Diack, mars 2012

CONTENTS

IAAF PRESIDENT'S MESSAGE	2
CONTENTS	3
EDITOR'S NOTE	5
NOTES ON CONTENTS	5
IAAF WORLD RECORDS	8
OLYMPIC RECORDS	10
FACTS & FIGURES	11
Chronology of the Games.....	12
Competing Countries.....	12
The Greatest Olympic Athletes	15
Youngest & Oldest.....	22
Most Games Contested.....	27
Most Finals Contested	27
Most Rounds Contested.....	27
Medal Sweeps.....	28
Olympic Track Circumferences.....	28
Placing Tables.....	29
OLYMPIC ATHLETICS FINALS 1896-2008	57
BEST NATIONAL PLACINGS	289
COUNTRY INDEX	327

TABLE DES MATIÈRES

MESSAGE DU PRÉSIDENT DE L'IAAF	2
TABLE DES MATIÈRES	3
NOTE DE L'ÉDITEUR	5
NOTES A PROPOS DU CONTENU	5
RECORDS DU MONDE DE L'IAAF	8
RECORDS OLYMPIQUES	10
FAITS ET CHIFFRES	11
Chronologie des Jeux	12
Nations participantes	12
Les plus grands athlètes.....	15
Des plus jeunes aux plus vieux.....	22
Records de participation (athlètes)	27
Records de finales disputées.....	27
Records de tours franchis par un athlète	27
Les grands chelems du podium	28
Circonférences des différentes pistes olympiques.....	28
Tableaux de classement	29
FINALES OLYMPIQUES D'ATHLETISME 1896-2008.....	57
MEILLEURES PLACES NATIONALES	289
INDEX PAR PAYS	327



IAAF Council 2012 - 2015

PRESIDENT

Lamine DIACK (SEN)

SENIOR VICE PRESIDENT

Robert HERSH (USA)

VICE PRESIDENTS

Dahlan Jumaan AL-HAMAD (QAT)

Sergey BUBKA (UKR)

Sebastian COE (GBR)

HONORARY TREASURER

Valentin V BALAKHNICHEV (RUS)

AREA REPRESENTATIVES

Geoff GARDNER (NFI)

Roberto GESTA DE MELO (BRA)

Hamad KALKABA MALBOUM (CMR)

Suresh KALMADI (IND)

Neville McCOOK (JAM)

Hansjörg WIRZ (SUI)

INDIVIDUAL MEMBERS

Ahmed Mohamed Alo AL KAMALI (UAE)

Bernard AMSALEM (FRA)

Sylvia BARLAG (NED)

Pauline DAVIS-THOMPSON (BAH)

Helmut DIGEL (GER)

Nawal EL MOUTAWAKEL (MAR)

Frankie FREDERICKS (NAM)

Abby HOFFMAN (CAN)

Alberto JUANTORENA DANGER (CUB)

Isaiah KIPLAGAT (KEN)

Jose Maria ODRIOZOLA (ESP)

Jung-Ki PARK (KOR)

Anna RICCARDI (ITA)

Irena SZEWINSKA (POL)

Katsuyuki TANAKA (JPN)

GENERAL SECRETARY

Essar GABRIEL (FRA)

EDITOR'S NOTE

This edition of the IAAF "Athletics Statistics Book" contains a full update of the version produced for the 2008 Olympic Games. This includes not only results from Beijing, but a good number of additional and corrected historical details. Chronicling more than a century's results of Olympic athletics is a never-ending task. Though much is added, there is a lot missing, such as electric times from Moscow 1980, reaction times from Barcelona 1992 and final decisions about doping cases from 2000 and 2004.

At the heart of the book are event-by-event results and reports from every one of 904 Olympic athletics events, including those which are discontinued. Everyone finishing among the first eight is listed with these reports which include boxes of statistics highlighting the highest achievers in each event. It was a difficult decision to leave out the index of all athletics competitors which was shown in the 2004 edition. This would have taken the size of the book nearer to 700 pages which was felt to be too great for something meant to be handily sized for those to carry around easily at the games. However there is a fully updated country index which shows the best placings by every country to have competed in athletics.

The two chief contributors to this book are Tomas Magnusson and Richard Hymans. Tomas has again worked wonders with his expertise in both databases and athletics history. He should take the credit for all of the statistics which tabulate the most successful individuals and countries. Richard has again provided the incisive reports from 2008 as well as updates to earlier reports. I must thank also Bill Mallon and the International Society of Olympic Historians for four year's worth of advice. Finally I am grateful to the IAAF, the IOC, and the following individuals who sent corrections and supplied additional data: Laura Arcoleo, Claude Bryan, Hans Dahlén, Caroline Feith, Alpheus Finlayson, Paul Jenes, Marián Kalabus, Bill Mallon, Imre Matrahazi, Phil Minshull, Akihiro Onishi, Ole Petter Sandvig and Pierre-Jean Vazel.

Mark Butler (Editor)
May 31, 2012
mbutler@worldscope.eu

IAAF
17, rue Princesse Florestine
B.P. 359
MC 98007 Monaco Cedex
Fax: + 377 93 15 95 15
E-Mail: headquarters@iaaf.org



Notes on Contents

General Abbreviations & Symbols

AAU	Amateur Athletic Union (USA)
DQ	Disqualified
DNF	Did not finish
DNS	Did not start
DT	Discus Throw
GANEF0	Games of the New Emerging Forces
GS DT	Greek Style Discus Throw
HJ	High Jump
HT	Hammer Throw
IC4A	Inter-Collegiate Amateur Athletic Association of America
JT	Javelin Throw
m	metres
LJ	Long Jump
M	Miles
NCAA	National Collegiate Athletic Association
NH	No Height
NM	No mark
o	Clearance (in High Jump or Pole Vault series)

OR	Olympic Record
PV	Pole Vault
SC	Steeplechase
SHJ	Standing High Jump
SLJ	Standing Long Jump
SP	Shot Put
STJ	Standing Triple Jump
TJ	Triple Jump
TR	Team Race
WB	World Best
WR	World Record
y	Yards
x	miss or foul
XC	Cross Country
-	pass

Technical Data (from IAAF Competition Rules 2012-2013)

Event		Men	Women
3000m Steeplechase	Number of Hurdles	28 (4 each lap)	28 (4 each lap)
	Height	91.4cm (±3mm)	76.2cm (±3mm)
	Minimum Width	3.94m	3.94m
	Cross-section of Top of Barrier	12.7cm square	12.7cm square
	Number of Water Jumps	7 (1 each lap)	7 (1 each lap)
	Length of Water Jump	3.66m (±2cm)	3.66m (±2cm)
	Width of Water Jump	3.66m (±2cm)	3.66m (±2cm)
100m Hurdles	Depth at Barrier	50-70cm	50-70cm
	Number of Hurdles	-	10
	Height	-	83.8cm (±3mm)
	Start to First Hurdle	-	13m
	Between Hurdles	-	8.5m
110m Hurdles	Last Hurdle to Finish	-	10.5m
	Number of Hurdles	10	-
	Height	106.7cm (±3mm)	-
	Start to First Hurdle	13.72m	-
	Between Hurdles	9.14m	-
400m Hurdles	Last Hurdle to Finish	14.02m	-
	Number of Hurdles	10	10
	Height	91.4cm (±3mm)	76.2cm (±3mm)
	Start to First Hurdle	45m	45m
	Between Hurdles	35m	35m
High Jump	Last Hurdle to Finish	40m	40m
	Crossbar Length	4.00m (±2cm)	4.00m (±2cm)
	Crossbar Weight	Up to 2kg	Up to 2kg
Pole Vault	Landing Area (minimum)	6m x 4m x 70cm	6m x 4m x 70cm
	Crossbar Length	4.50m (±2cm)	4.50m (±2cm)
	Crossbar Weight	Up to 2.25kg	Up to 2.25kg
	Landing Area (minimum)	6m x 6m x 80cm	6m x 6m x 80cm
Long/Triple Jump		Plus a minimum of 2m front pieces	
	Take-off Board Length	1.22m (±1cm)	1.22m (±1cm)
	Take-off Board Width	20cm (±2mm)	20cm (±2mm)
	Plasticine Board Width	10cm (±2mm)	10cm (±2mm)
	Pit Width	2.75-3m	2.75-3m
Shot Put	Weight	7.26kg	4kg
	Diameter	110-130mm	95-110mm
	Sector Angle	34.92°	34.92°
	Circle Diameter	2.135m (±5mm)	2.135m (±5mm)
Discus Throw	Weight	2kg	1kg
	Diameter	219-221mm	180-182mm
	Sector Angle	34.92°	34.92°
	Circle Diameter	2.5m (±5mm)	2.5m (±5mm)
Hammer Throw	Weight	7.26kg	4kg
	Diameter of head	110-130mm	95-110mm
	Length	1.175-1.215m	1.160-1.195m
	Sector Angle	34.92°	34.92°
	Circle Diameter	2.135m (±5mm)	2.135m (±5mm)
Javelin Throw	Weight	800g	600g
	Length	2.6-2.7m	2.2-2.3m
	Sector Angle	approximately 29°	approximately 29°
Relays	Baton Length	28-30cm	28-30cm
	Baton Weight	Not less than 50g	Not less than 50g
	Length of Takeover Zone	20m	20m
	Baton Circumference	12-13cm	12-13cm

Countries

IAAF Members (212)	GEQ Equatorial Guinea	NZL New Zealand	BHO British Honduras
AFG Afghanistan	GER Germany	OMA Oman	BIR Burma (now MYA/Myanmar)
AIA Anguilla	GHA Ghana	PAK Pakistan	BKF Burkina Faso (now BUR)
ALB Albania	GIB Gibraltar	PAN Panama	BOH Bohemia
ALG Algeria	GRE Greece	PAR Paraguay	BOS Bosnia & Herzegovina (now BIH)
AND Andorra	GRN Grenada	PER Peru	BSH Bosnia & Herzegovina (now BIH)
ANG Angola	GUA Guatemala	PHI Philippines	BUR Burundi (now BDI, BUR is now Burkina Faso)
ANT Antigua & Barbuda	GUI Guinea	PLE Palestine	Was also the code for
ARG Argentina	GUM Guam	PLW Palau	Burma/Myanmar at the 1960
ARM Armenia	GUY Guyana	PNG Papua New Guinea	Olympic Games
ARU Aruba	HAI Haiti	POL Poland	BVI British Virgin Islands (now IVB)
ASA American Samoa	HKG Hong Kong, China	POR Portugal	BWI British West Indies
AUS Australia	HON Honduras	PRK DPR Korea	CEY Ceylon (now SRI)
AUT Austria	HUN Hungary	PUR Puerto Rico	CKI Cook Islands (now COK)
AZE Azerbaijan	INA Indonesia	PYF French Polynesia	CVD Cape Verde Islands (now CPV)
BAH Bahamas	IND India	QAT Qatar	DAH Dahomey (Now BEN/Benin)
BAN Bangladesh	IRI Iran	ROU Romania	DMN Dominica (now DMA)
BAR Barbados	IRL Ireland	RSA Republic of South Africa	ENG England
BDI Burundi	IRQ Iraq	RUS Russia	EUN Unified Team (Formerly USSR)
BEL Belgium	ISL Iceland	RWA Rwanda	FRG Federal Republic of Germany (now GER)
BEN Benin	ISR Israel	SAM Western Samoa	GBI Great Britain & Ireland (pre-1922)
BER Bermuda	ISV Virgin Islands (US)	SEN Senegal	GDR German Democratic Republic (now GER)
BHU Bhutan	IVB British Virgin Islands	SEY Seychelles	GOL Gold Coast (now GHA/Ghana)
BIH Bosnia & Herzegovina	ITA Italy	SIN Singapore	GUD Guadeloupe
BIZ Belize	JAM Jamaica	SKN Saint Kitts & Nevis	HOL Netherlands (now NED)
BLR Belarus	JOR Jordan	SLE Sierra Leone	IRN Iran (now IRI)
BOL Bolivia	JPN Japan	SLO Slovenia	IOA Independent Olympic Athletes
BOT Botswana	KAZ Kazakhstan	SMR San Marino	IOP Independent Olympic Participants
BRA Brazil	KEN Kenya	SOL Solomon Islands	KHM Kampuchea (now CAM/Cambodia)
BRN Bahrain	KGZ Kyrgyzstan	SOM Somalia	KZK Kazakhstan (now KAZ)
BRU Brunei	KIR Kiribati	SRB Serbia	LAN Lesser Antilles
BUL Bulgaria	KOR Korea	SRI Sri Lanka	LIT Lithuania (now LTU)
BUR Burkina Faso	KSA Kingdom of Saudi Arabia	STP DR of São Tomé & Príncipe	MAL Malaya
CAF Central African Republic	KUW Kuwait	SUD Sudan	MLD Maldives (now MDV)
CAM Cambodia	LAO Laos	SUI Switzerland	MOL Moldova (now MDA)
CAN Canada	LAT Latvia	SUR Surinam	MRT Martinique
CAY Cayman Islands	LBA Libya	SVK Slovak Republic	MSH Marshall Islands (now MHL)
CGO Congo	LBR Liberia	SWE Sweden	NAU Nauru (now NRU)
CHA Chad	LCA Saint Lucia	SWZ Swaziland	NIR Northern Ireland
CHI Chile	LES Lesotho	SYR Syria	NBO North Borneo
CHN PR of China	LIB Lebanon	TAN Tanzania	NRH Northern Rhodesia (now ZAM)
CIV Ivory Coast	LIE Liechtenstein	TGA Tonga	NMA Northern Mariana Islands (now NMI)
CMR Cameroon	LTU Lithuania	THA Thailand	OMN Oman (now OMA)
COD DR of Congo	LUX Luxembourg	TJK Tajikistan	PAL Palestine (now PLE)
COK Cook Islands	MAC Macao	TKM Turkmenistan	PRY Democratic People's Republic of Yemen (now YEM)
COL Colombia	MAD Madagascar	TKS Turks & Caicos Islands	RHO Rhodesia (now ZIM/Zimbabwe)
COM Comoros	MAR Morocco	TLS East Timor	ROC Republic of China
CPV Cape Verde Islands	MAS Malaysia	TOG Togo	ROM Romania (now ROU)
CRC Costa Rica	MAW Malawi	TPE Chinese Taipei	SAA Saar
CRO Croatia	MDA Moldova	TRI Trinidad & Tobago	SAF South Africa (now RSA)
CUB Cuba	MDV Maldives	TUN Tunisia	SCG Serbia & Montenegro (formerly Yugoslavia, now SRB & MNE)
CYP Cyprus	MEX Mexico	TUR Turkey	SCO Scotland
CZE Czech Republic	MGL Mongolia	TUV Tuvalu	SER Serbia (now SRB)
DEN Denmark	MHL Marshall Islands	UAE United Arab Emirates	STK St Kitts & Nevis (now SKN)
DJI Djibouti	MKD Former Yugoslav Republic of Macedonia	UGA Uganda	STL St Lucia (now LCA)
DMA Dominica	MLI Mali	UKR Ukraine	STV St Vincent (now VIN)
DOM Dominican Republic	MLT Malta	URU Uruguay	UAR United Arab Republic (now EGY & SYR)
ECU Ecuador	MNE Montenegro	USA United States	URS USSR
EGY Egypt	MNT Montserrat	UZB Uzbekistan	TAH Tahiti (now PYF)
ERI Eritrea	MON Monaco	VAN Vanuatu	TCH (Up to 1992) Czechoslovakia
ESA El Salvador	MOZ Mozambique	VEN Venezuela	TON Tonga (now TGA)
ESP Spain	MRI Mauritius	VIE Vietnam	VOL Upper Volta (now BUR/Burkina Faso)
EST Estonia	MTN Mauritania	VIN Saint Vincent & the Grenadines	WAL Wales
ETH Ethiopia	MYA Myanmar	YEM Yemen	YAR Yemen Arab Republic (now YEM)
FIJ Fiji	NAM Namibia	ZAM Zambia	YUG Yugoslavia
FIN Finland	NCA Nicaragua	ZIM Zimbabwe	ZAI Zaire (now COD)
FRA France	NED Netherlands		
FSM Federated States of Micronesia	NEP Nepal	Former names and former members:	
GAB Gabon	NFI Norfolk Island	AHO Netherlands Antilles	
GAM The Gambia	NGR Nigeria	AMS American Samoa (now ASA)	
GBR Great Britain & Northern Ireland	NIG Niger	ANO Angola (now ANG)	
GBS Guinea Bissau	NMI Northern Mariana Islands	ANG Anguilla (now AIA)	
GEO Georgia	NOR Norway	AUA Australasia	
	NRU Nauru	BGU British Guiana (now GUY)	
		BHR Bahrain (now BRN)	

IAAF WORLD RECORDS

* Awaiting ratification as at May 31, 2012

MEN						Wind
100 Metres	9.58	Usain Bolt	JAM	Berlin	16 Aug 09	0.9
200 Metres	19.19	Usain Bolt	JAM	Berlin	20 Aug 09	-0.3
400 Metres	43.18	Michael Johnson	USA	Sevilla	26 Aug 99	
800 Metres	1:41.01	David Rudisha	KEN	Rieti	29 Aug 10	
1000 Metres	2:11.96	Noah Ngeny	KEN	Rieti	5 Sep 99	
1500 Metres	3:26.00	Hicham El Guerrouj	MAR	Roma	14 Jul 98	
One Mile	3:43.13	Hicham El Guerrouj	MAR	Roma	7 Jul 99	
2000 Metres	4:44.79	Hicham El Guerrouj	MAR	Berlin	7 Sep 99	
3000 Metres	7:20.67	Daniel Komen	KEN	Rieti	1 Sep 96	
5000 Metres	12:37.35	Kenenisa Bekele	ETH	Hengelo	31 May 04	
10,000 Metres	26:17.53	Kenenisa Bekele	ETH	Bruxelles	26 Aug 05	
20,000 Metres	56:26.0+	Haile Gebrselassie	ETH	Ostrava	27 Jun 07	
One hour	21,285m	Haile Gebrselassie	ETH	Ostrava	27 Jun 07	
25,000 Metres	1:12:25.4+	Moses Mosop	KEN	Eugene	3 Jun 11	
30,000 Metres	1:26:47.4	Moses Mosop	KEN	Eugene	3 Jun 11	
3000 Metres Steeplechase	7:53.63	Saif Saaeed Shaheen	QAT	Bruxelles	3 Sep 04	
110 Metres Hurdles	12.87	Dayron Robles	CUB	Ostrava	12 Jun 08	0.9
400 Metres Hurdles	46.78	Kevin Young	USA	Barcelona	6 Aug 92	
High Jump	2.45	Javier Sotomayor	CUB	Salamanca	27 Jul 93	
Pole Vault	6.14	Sergey Bubka	UKR	Sestriere	31 Jul 94	
Long Jump	8.95	Mike Powell	USA	Tokyo	30 Aug 91	0.3
Triple Jump	18.29	Jonathan Edwards	GBR	Göteborg	7 Aug 95	1.3
Shot Put	23.12	Randy Barnes	USA	Los Angeles	20 May 90	
Discus Throw	74.08	Jürgen Schult	GDR	Neubrandenburg	6 Jun 86	
Hammer Throw	86.74	Yuriy Sedykh	URS	Stuttgart	30 Aug 86	
Javelin Throw	98.48	Jan Železný	CZE	Jena	25 May 96	
Decathlon	9026	Roman Šebrle	CZE	Götzis	26/27 May 01	
(10.64/0.0, 8.11/1.9, 15.33, 2.12, 47.79, 13.92/-0.2, 47.92, 4.80, 70.16, 4:21.98)						
20,000 Metres Walk	1:17:25.6	Bernardo Segura	MEX	Bergen	7 May 94	
Two hours Walk	29,572m	Maurizio Damilano	ITA	Cuneo	3 Oct 92	
30,000 Metres Walk	2:01:44.1	Maurizio Damilano	ITA	Cuneo	3 Oct 92	
50,000 Metres Walk	3:35:27.2	Yohan Diniz	FRA	Reims	12 Mar 11	
4 x 100 Metres Relay	37.04	Jamaica		Daegu	4 Sep 11	
(Nesta Carter, Michael Frater, Yohan Blake, Usain Bolt)						
4 x 200 Metres Relay	1:18.68	Santa Monica Track Club		Walnut	17 Apr 94	
(Michael Marsh 20.0, Leroy Burrell 19.6, Floyd Heard 19.7, Carl Lewis 19.4)						
4 x 400 Metres Relay	2:54.29	United States		Stuttgart	22 Aug 93	
(Andrew Valmon 44.5, Quincy Watts 43.6, Butch Reynolds 43.23, Michael Johnson 42.94)						
4 x 800 Metres Relay	7:02.43	Kenya		Bruxelles	25 Aug 06	
(Joseph Mutua 1:46.73, William Yiampany 1:44.38, Ismael Kombich 1:45.92, Wilfred Bungei 1:45.40)						
4 x 1500 Metres Relay	14:36.23	Kenya		Bruxelles	4 Sep 09	
(William Biwott 3:38.5, Gideon Gathimba 3:39.5, Geoffrey Rono 3:41.4, Augustine Choge 3:36.9)						
ROAD: (+ = en route to longer distance)						
10 Kilometres	26:44	Leonard Komon	KEN	Utrecht	26 Sep 10	
15 Kilometres	41:13	Leonard Komon	ETH	Nijmegen	21 Nov 10	
20 Kilometres	55:21+	Zersenay Tadese	ERI	Lisbon	21 Mar 10	
Half Marathon	58:23	Zersenay Tadese	ERI	Lisbon	21 Mar 10	
25 Kilometres	1:11:18*	Dennis Kimetto	KEN	Berlin	6 May 12	
	1:11:50	Samuel Kosgei	KEN	Berlin	9 May 10	
30 Kilometres	1:27:38+	Patrick Makau	KEN	Berlin	25 Sep 11	
Marathon	2:03:38	Patrick Makau	KEN	Berlin	25 Sep 11	
100 Kilometres	6:13:33	Takahiro Sunada	JPN	Tokoro	21 Jun 98	
Ekiden Relay (6-stage) (5Km/10Km/7.195Km)	1:57:06	Kenya	KEN	Chiba	23 Nov 05	
Josphat Ndambiri 13:24/5Km; Martin Mathathi 27:12/10Km; Daniel Mwangi 5Km/13:59; Mekubo Mogusu 10Km/27:56; Onesmus Nyerre 5Km/14:36; John Kariuki 7.195Km/19:59						
20 Kilometres Walk	1:17:16	Vladimir Kanaykin	RUS	Saransk	29 Sep 07	
50 Kilometres Walk	3:34:14	Denis Nizhegorodov	RUS	Cheboksary	11 May 08	

WOMEN**Wind**

100 Metres	10.49	Florence Griffith Joyner	USA	Indianapolis	16 Jul 88	0.0
200 Metres	21.34	Florence Griffith Joyner	USA	Seoul	29 Sep 88	1.3
400 Metres	47.60	Marita Koch	GDR	Canberra	6 Oct 85	
800 Metres	1:53.28	Jarmila Kratochvílová	TCH	München	26 Jul 83	
1000 Metres	2:28.98	Svetlana Masterkova	RUS	Bruxelles	23 Aug 96	
1500 Metres	3:50.46	Qu Yunxia	CHN	Beijing	11 Sep 93	
One Mile	4:12.56	Svetlana Masterkova	RUS	Zürich	14 Aug 96	
2000 Metres	5:25.36	Sonia O'Sullivan	IRL	Edinburgh	8 Jul 94	
3000 Metres	8:06.11	Wang Junxia	CHN	Beijing	13 Sep 93	
5000 Metres	14:11.15	Tirunesh Dibaba	ETH	Oslo	6 Jun 08	
10,000 Metres	29:31.78	Wang Junxia	CHN	Beijing	8 Sep 93	
One Hour	18,517m	Dire Tune	ETH	Ostrava	12 Jun 08	
20,000 Metres	1:05:26.6	Tegla Loroupe	KEN	Borgholzhausen	3 Sep 00	
25,000 Metres	1:27:05.9	Tegla Loroupe	KEN	Mengerskirchen	21 Sep 02	
30,000 Metres	1:45:50.00	Tegla Loroupe	KEN	Warstein	6 Jun 03	
3000 Metres Steeplechase	8:58.81	Gulnara Samitova-Galkina	RUS	Beijing	17 Aug 08	
100 Metres Hurdles	12.21	Yordanka Donkova	BUL	Stara Zagora	20 Aug 88	0.7
400 Metres Hurdles	52.34	Yuliya Pechonkina	RUS	Tula	8 Aug 03	
High Jump	2.09	Stefka Kostadinova	BUL	Roma	30 Aug 87	
Pole Vault	5.06	Yelena Isinbaeva	RUS	Zürich	28 Aug 09	
Long Jump	7.52	Galina Chistyakova	URS	Leningrad	11 Jun 88	1.4
Triple Jump	15.50	Inessa Kravets	UKR	Göteborg	10 Aug 95	0.9
Shot Put	22.63	Natalya Lisovskaya	URS	Moskva	7 Jun 87	
Discus Throw	76.80	Gabriele Reinsch	GDR	Neubrandenburg	9 Jul 88	
Hammer Throw	79.42	Betty Heidler	GER	Halle	22 May 11	
Javelin Throw	72.28	Barbora Špotáková	CZE	Stuttgart	13 Sep 08	
Heptathlon	7291	Jackie Joyner-Kersey	USA	Seoul	23/24 Sep 88	
(12.69/0.5, 1.86, 15.80, 22.56/1.6, 7.27/0.7, 45.66, 2:08.51)						
Decathlon	8358	Austra Skujytė	LTU	Columbia	15 Apr 05	
(100m 12.45/1.6, DT 46.19, PV 3.10, JT 48.78, 400 57.19; 100H 14.22w/2.4, LJ 6.12/1.6, SP 16.42, HJ 1.78, 1500 5:15.86)						
10,000 Metres Walk	41:56.23	Nadyezhda Ryashkina	URS	Seattle	24 Jul 90	
20,000 Metres Walk	1:26:52.3	Olimpiada Ivanova	RUS	Brisbane	6 Sep 01	
4 x 100 Metres Relay	41.37	GDR		Canberra	6 Oct 85	
(Silke Gladisch, Sabine Rieger, Ingrid Auerswald, Marlies Göhr)						
4 x 200 Metres Relay	1:27.46	USA "Blue" Team		Philadelphia	29 Apr 00	
(LaTasha Jenkins, LaTasha Colander-Richardson, Nanceen Perry, Marion Jones)						
4 x 400 Metres Relay	3:15.17	USSR		Seoul	1 Oct 88	
(Tatyana Ledovskaya 50.12, Olga Nazarova 47.82, Mariya Pinigina 49.43, Olga Bryzgzina 47.80)						
4 x 800 Metres Relay	7:50.17	USSR		Moskva	5 Aug 84	
(Nadyezhda Olizarenko, Lyubov Gurina, Lyudmila Borisova, Irina Podyalovskaya)						
ROAD: (+ = en route to longer distance)						
10 Kilometres	30:21	Paula Radcliffe	GBR	San Juan	23 Feb 03	
15 Kilometres	46:28	Tirunesh Dibaba	ETH	Nijmegen	15 Nov 09	
20 Kilometres	62:36+	Mary Keitany	KEN	R'as Al Khaimah	18 Feb 11	
Half Marathon	65:50	Mary Keitany	KEN	R'as Al Khaimah	18 Feb 11	
25 Kilometres	1:19:53	Mary Keitany	KEN	Berlin	9 Mar 10	
30 Kilometres	1:38:23*	Liliya Shobukhova	RUS	Chicago	9 Oct 11	
	1:38:49+	Mizuki Noguchi	JPN	Berlin	25 Sep 05	
Marathon	2:15:25	Paula Radcliffe	GBR	London	13 Apr 03	
100 Kilometres	6:33:11	Tomeo Abe	JPN	Yubetsu	25 Jun 00	
Ekiden Relay (6-stage) (5Km/10Km/7.195Km)	2:11:41	PR of China		Beijing	28 Feb 98	
Jiang Bo 15:42/5Km; Dong Yanmei 31:36/10Km; Zhao Fengdi 15:16/5Km; Ma Zaijie 31:01/10Km; Lan Lixin 15:50/5Km; Li Na 22:16/7.195Km						
20 Kilometres Walk	1:25:08	Vera Sokolova	RUS	Sochi	26 Feb 11	

OLYMPIC RECORDS

It is the policy of the IAAF to recognise an World Championship or Olympic record as the best performance achieved at a championship which conforms to all criteria for World Records (IAAF Rule 260) except that there is no obligatory doping control test. Therefore, wind-assisted marks (see IAAF rules 260.22.d, 260.26.b and 260.27) should not be regarded as Olympic records.

MEN						Wind
100 Metres	9.69	Usain Bolt	JAM	Beijing	16 Aug 08	0.0
200 Metres	19.30	Usain Bolt	JAM	Beijing	20 Aug 08	-0.9
400 Metres	43.49	Michael Johnson	USA	Atlanta	29 Jul 96	
800 Metres	1:42.58	Vebjørn Rodal	NOR	Atlanta	31 Jul 96	
1500 Metres	3:32.07	Noah Ngeny	KEN	Sydney	29 Sep 00	
5000 Metres	12:57.82	Kenenisa Bekele	ETH	Beijing	23 Aug 08	
10,000 Metres	27:01.17	Kenenisa Bekele	ETH	Beijing	17 Aug 08	
Marathon	2:06:32	Samuel Wanjiru	KEN	Beijing	24 Aug 08	
3000 Metres Steeplechase	8:05.51	Julius Kariuki	KEN	Seoul	30 Sep 88	
110 Metres Hurdles	12.91	Liu Xiang	CHN	Athína	27 Aug 04	0.3
400 Metres Hurdles	46.78	Kevin Young	USA	Barcelona	6 Aug 92	
High Jump	2.39	Charles Austin	USA	Atlanta	28 Jul 96	
Pole Vault	5.96	Steven Hooker	AUS	Beijing	22 Aug 08	
Long Jump	8.90	Bob Beamon	USA	Ciudad de México	18 Oct 68	2.0
Triple Jump	18.09	Kenny Harrison	USA	Atlanta	27 Jul 96	-0.4
Shot Put	22.47	Ulf Timmermann	GDR	Seoul	23 Sep 88	
Discus Throw	69.89	Virgilijus Alekna	LTU	Athína	23 Aug 04	
Hammer Throw	84.80	Sergey Litvinov	URS	Seoul	26 Sep 88	
Javelin Throw	90.57	Andreas Thorkildsen	NOR	Beijing	23 Aug 08	
Decathlon	8893	Roman Šebrle	CZE	Athína	24 Aug 04	
20 Kilometres Walk	1:18:59	Robert Korzeniowski	POL	Sydney	22 Sep 00	
50 Kilometres Walk	3:37:09	Alex Schwazer	ITA	Beijing	22 Aug 08	
4 x 100 Metres Relay	37.10	Jamaica		Beijing	22 Aug 08	
		(Nesta Carter, Michael Frater, Usain Bolt, Asafa Powell)				
4 x 400 Metres Relay	2:55.39	United States		Beijing	23 Aug 08	
		(LaShawn Merritt 44.4e, Angelo Taylor 43.7e, David Neville 44.16, Jeremy Wariner 43.18) (e=estimated time)				

Women						
100 Metres	10.62	Florence Griffith Joyner	USA	Seoul	24 Sep 88	1.0
200 Metres	21.34	Florence Griffith Joyner	USA	Seoul	29 Sep 88	1.3
400 Metres	48.25	Marie-José Pérec	FRA	Atlanta	29 Jul 96	
800 Metres	1:53.43	Nadezhda Olizarenko	URS	Moskva	27 Jul 80	
1500 Metres	3:53.96	Paula Ivan	ROU	Seoul	1 Oct 88	
5000 Metres	14:40.79	Gabriela Szabo	ROU	Sydney	25 Sep 00	
10,000 Metres	29:54.66	Tirunesh Dibaba	ETH	Beijing	15 Aug 08	
Marathon	2:23:14	Naoko Takahashi	JPN	Sydney	24 Sep 00	
3000 Metres Steeplechase	8:58.81	Gulnara Samitova-Galkina	RUS	Beijing	17 Aug 08	
100 Metres Hurdles	12.37	Joanna Hayes	USA	Athína	24 Aug 04	1.5
400 Metres Hurdles	52.77	Faní Halkiá	GRE	Athína	22 Aug 04	
High Jump	2.06	Yelena Slesarenko	RUS	Athína	28 Aug 04	
Pole Vault	4.91	Yelena Isinbaeva	RUS	Athína	24 Aug 04	
Long Jump	7.40	Jackie Joyner-Kersey	USA	Seoul	29 Sep 88	0.9
Triple Jump	15.39	Françoise Mbango	CMR	Beijing	16 Aug 08	0.5
Shot Put	22.41	Ilona Slupianek	GDR	Moskva	29 Jul 80	
Discus Throw	72.30	Martina Hellmann	GDR	Seoul	29 Sep 88	
Hammer Throw	76.34	Oksana Menkova	BLR	Beijing	20 Aug 08	
Javelin Throw	71.53	Osleydis Menéndez	CUB	Athína	27 Aug 04	
Heptathlon	7291	Jackie Joyner-Kersey	USA	Seoul	23-24 Sep 88	
20 Kilometres Walk	1:26:31	Olga Kaniskina	RUS	Beijing	21 Aug 08	
4 x 100 Metres Relay	41.60	German Democratic Republic		Moskva	1 Aug 80	
		(Romy Müller, Bärbel Wöckel, Ingrid Auerswald, Marlies Göhr)				
4 x 400 Metres Relay	3:15.17	USSR		Seoul	1 Oct 88	
		(Tatyana Ledovskaya 50.12, Olga Nazarova 47.82, Mariya Pinigina 49.43, Olga Bryzgina 47.80)				

Additional wind-assisted marks:

Men's Triple Jump	18.17w	Mike Conley	USA	Barcelona	3 Aug 92	2.1
Women's 100 Metres	10.54w	Florence Griffith Joyner	USA	Seoul	25 Sep 88	3.0

FACTS & FIGURES

Some 19,319 athletes from 216 national teams have competed in athletics at 27 stagings of the Olympic Games. Currently 904 gold medals have been awarded. This total includes 901 regular golds and a shared gold medal for the 1908 men's pole vault, plus the extra two golds awarded posthumously to Jim Thorpe for the 1912 Pentathlon and Decathlon. There are two more golds which have been taken back by the IOC and not redistributed as at May 31, 2012. These are from the men's 4x400m relay and women's 100m at the 2000 Olympic Games. In both cases the original gold medallists were disqualified for doping violations.

The largest edition of Olympic athletics was in Sydney 2000 with 2137 athletes from 193 countries competing in 46 events. The number of participants was more than double that of the Games of 1968, 1976 or 1980. The official total of countries in 2000 was 194, but that included Nauru, whose one entrant (Cherico Detenamo) did not actually compete in the first round of the men's 100m.

The most Games contested by a country in athletics is 27 (all of them, including 1906) by four countries, Australia, France, Great Britain & NI and Greece. Three more countries have missed just one year, Denmark (1904), Sweden (1904) and the United States (1980).

The most Games contested by an athlete is seven by sprinter Merlene Ottey (JAM/SLO) in 1980-2004. The men's record is six by distance runner João N'Tyamba (ANG) in 1988-2008

The first Olympic Champion in athletics was James Connolly (USA), winner of the triple jump in Athens on April 6, 1896. The most recent champion was the late Samuel Wanjiru (KEN), who won the marathon in Beijing on August 28, 2008.

By far the most medals won by a country is 755.8 by the United States, with the fraction resulting from the 1904 team race where only four-fifths of the silver-winning team were actually American.

The most medals won by an individual athlete is 12 by distance runner Paavo Nurmi (FIN) in 1920-24. His greatest year was 1924 with five golds including the 1500m and 5000m within 90 minutes. The most by a woman is nine by sprinter Merlene Ottey (JAM) at 100m, 200m and 4x100m in 1980, 1984 and 1992-2000. She won three silvers and six bronzes, missing the 1996 100m gold by a margin of just five-thousandths of a second. Shirley Strickland (AUS) won seven medals at 100m, 200m, 80m hurdles and 4x100m relay in 1948-1956. Photo-finish evidence from London 1948 proves that she should have taken one more medal, a bronze from the 200m. She was officially placed fourth and that result has so far not been amended.

The most individual medals, and also the most gold medals won is 10 by Ray Ewry (USA) at standing jumps events in 1900-1908. He scored 10 wins from 10 starts in the standing high, long and triple jumps, all events which have been discontinued. The women's record is by Merlene Ottey (JAM) at 100m (three medals) and 200m (four).

The most golds won by a woman is four by four women. Fanny Blankers-Koen (NED) won the 100m, 200m, 80m hurdles and 4x100m in 1948. Betty Cuthbert (AUS) won at 100m, 200m and 4x100m in 1956 then took the 400m title in 1964. Bärbel Eckert/Wöckel (GDR) won at both 200m and 4x100m in 1976 and 1980. Evelyn Ashford (USA) won the 100m and 4x100m in 1984 and went on to take sprint relay golds at the next two Games.

The longest winning streak of Olympic titles at four successive Games is a distinction achieved four times by three men, all from the United States: Ray Ewry succeeded at the standing high and long jumps in 1900, 1904, 1906 and 1908. Al Oerter won the discus throw in 1956, 1960, 1964 and 1968. Carl Lewis was long jump champion in

1984, 1988, 1992 and 1996. The best "four Games" sequence by a woman is now held by Derartu Tulu (ETH) with her series of finishes in the 10,000m in 1992-2004: gold - 4th - gold - bronze.

The most golds won at a single Games is five by Paavo Nurmi (FIN) in 1924, with victories at 1500m, 5000m, 3000m team and cross country (individual and team). Four golds at one Games were won by Jesse Owens (USA) at 100m, 200m, long jump and 4x100m in 1936. Carl Lewis (USA) won the same events in 1984, while Fanny Blankers-Koen (NED) was also a quadruple champion in 1948 as noted above.

The oldest Olympic Champion in athletics was Pat McDonald (USA), who won the 56-pound weight throw in 1920 at the age of 42 years 26 days. The oldest female winner was Ellina Zvereva (BLR), discus throw winner in 2000 at 39 years 316 days.

The youngest gold medallist was Barbara Jones (USA), who ran the second leg for the winning sprint relay team in 1952 at 15 years 123 days. The youngest male winner was Bob Mathias (USA), decathlon champion in 1947 at 17 years 263 days.

Sweeps of all available medals have been achieved 87 times, most recently by the United States in the men's 400m hurdles in 2008.

The most finals or placings in the top eight at the same event is six by discus thrower Lia Manoliu (ROU) who placed 6th-9th-3rd-3rd-1st-9th in 1952-1972. The most by a man is five by the Ukrainian Vladimir Golubnichniy (URS) at 20 kilometres walk in 1960-1976 and Jan Železný (TCH/SVK/CZE) in the javelin 1988-2004. Golubnichniy placed 1st-3rd-1st-2nd-7th and Železný 2nd-1st-1st-1st-9th.

The most races run in Olympic competition are 53 by Merlene Ottey (JAM) in the various rounds of the 100m, 200m and both relays across seven Games. She won 25 of these, but never in a final. The most by a man is 33 by Pietro Mennea (ITA) at 100m, 200m and both relays in 1972-1988.

The most successful twins in Olympic athletics were once brothers Alvin and Calvin Harrison, who ran the first and third legs for the USA's winning men's 4x400m team in 2000. However, the team was later disqualified for doping violations. Other medal-winning twins are Pascal and Patrick Barré (FRA) who were both sprint relay bronze medallists in 1980.

Feats which could be achieved in London 2012 include a woman winning individual gold at the third successive Games for the first time. It would be no surprise if either **Veronica Campbell-Brown (JAM)** and **Yelena Isinbaeva (RUS)** managed this feat, and it's also possible for **Françoise Mbango (now FRA)**.

Can **Usain Bolt (JAM)** become the first athlete to win back-to-back sprint doubles? He could also add golds in both relays now that Jamaica's men are at high world class again in the 4x400m. How sweet it would be for that country to win sixty years after their epic triumph in Helsinki 1952.

Can the youngest-ever male World Indoor Champion **Mohamed Aman (ETH)** become the first teenage man to win the Olympic 800m title? At the other end of the age scale, will **Jesus Angel García (ESP)** and/or **Dragutin Topić (SRB)** contest their sixth Games and therefore equal the men's participation record, or will **Angola's João N'Tyamba** return for his seventh Games?

The home crowd will hope to see a British athlete become an Olympic Champion in London. It never happened in 1948, so we must go back to July 25, 1908 for the last home British Olympic athletics gold. That was won by **Tim Ahearne** who was in fact an Irishman representing Great Britain & Ireland. Earlier that day **Wyndham Halswelle** took the 400m title in controversial circumstances.

CHRONOLOGY OF THE GAMES

The participation figures below are a count of the actual number of competitors and exclude those who were declared but did not start in opening rounds. Therefore they may be lower than totals published elsewhere. Many updates have been made since the 2008 edition.

Year	Athletics Dates	City	Venue	Countries	Athletes	Men	Women	Events	(Men/Women)
1896	Apr 6-10	Athens, GRE	Panathenaïkon Stadium	9	63	63	0	12	12/0
1900	Jul 14-22	Paris, FRA	Bois de Boulogne	14	117	117	0	23	23/0
1904	Aug 29-Sep 3	St Louis, USA	Washington University	10	117	117	0	24	24/0
1906	Apr 25-May 1	Athens, GRE	Panathenaïkon Stadium	20	233	233	0	21	21/0
1908	Jul 13-25	London, GBR	White City Stadium	20	431	431	0	26	26/0
1912	Jul 6-15	Stockholm, SWE	Olympic Stadium	26	534	534	0	30	30/0
1916	Cancelled	Berlin, GER							
1920	Aug 15-23	Antwerp, BEL	Champs de Beerschot Stadium	25	509	509	0	29	29/0
1924	Jul 6-13	Paris, FRA	Stade de Colombes	40	660	660	0	27	27/0
1928	Jul 29-Aug 5	Amsterdam, NED	Olympic Stadium	40	706	611	95	27	22/5
1932	Jul 31-Aug 7	Los Angeles, USA	Memorial Coliseum	34	386	332	54	29	23/6
1936	Aug 2-9	Berlin, GER	Olympic Stadium	43	776	678	98	29	23/6
1940	Cancelled	Tokyo, JPN, then Helsinki, FIN							
1944	Cancelled	London, GBR							
1948	Jul 30-Aug 7	London, GBR	Wembley Stadium	53	745	601	144	33	24/9
1952	Jul 20-27	Helsinki, FIN	Olympic Stadium	57	963	776	187	33	24/9
1956	Nov 23-Dec 1	Melbourne, AUS	Melbourne Cricket Ground	59	720	573	147	33	24/9
1960	Aug 31-Sep 10	Rome, ITA	Olympic Stadium	72	1016	812	204	34	24/10
1964	Oct 14-21	Tokyo, JPN	National Stadium	80	1018	782	236	36	24/12
1968	Oct 13-20	Mexico City, MEX	National Stadium	92	1028	785	243	36	24/12
1972	Aug 31-Sep 10	Munich, FRG	Olympic Stadium	104	1330	961	369	38	24/14
1976	Jul 23-30	Montreal, CAN	Olympic Stadium	79	1003	703	302	37	23/14
1980	Jul 24-Aug 1	Moscow, URS	Lenin Stadium	70	960	694	266	38	24/14
1984	Aug 3-12	Los Angeles, USA	Memorial Coliseum	124	1280	895	385	41	24/17
1988	Sep 23-Oct 2	Seoul, KOR	Olympic Stadium	149	1617	1063	554	42	24/18
1992	Jul 31-Aug 9	Barcelona, ESP	Montjuïc Stadium	156	1726	1104	622	43	24/19
1996	Jul 26-Aug 4	Atlanta, USA	Olympic Stadium	190	2057	1302	755	44	24/20
2000	Sep 22-Oct 1	Sydney, AUS	Olympic Stadium	193	2137	1257	880	46	24/22
2004	Aug 18-28	Athens, GRE	Olympic Stadium & Olympia	196	1995	1079	916	46	24/22
2008	Aug 15-24	Beijing, CHN	Olympic Stadium	200	2056	1082	974	47	24/23

COMPETING COUNTRIES

A total of 216 different teams have competed in Olympic Games athletics, three less than at the IAAF World Championships. Four countries have competed at all 27 Games including 1906.

Number of Games contested

27	AUS, FRA, GBR, GRE
26	DEN, SWE, USA
25	CAN, HUN, ITA
24	AUT, FIN, NOR
23	BEL, SUI
22	NED
21	IND
20	CHI, JPN, MEX, NZL (additionally some New Zealand athletes competed with Australia in 1908 & 1912), POR
19	ARG, BRA, IRL (additionally some Irish athletes competed with Great Britain in 1896-1920), PHI, POL, YUG (including as IOP/"Independent Olympic Participants" in 1992)
18	GER (includes when FRG/FR of Germany & GDR/German Democratic Republic participated as a combined German team in 1956-1964), LUX, RSA, TUR
17	ESP, ISL, ROU
16	COL, CUB, TCH
15	BUL, JAM (and as part of BWI/British West Indies in 1960), PUR
14	KOR, NGR, PAK, PER, SRI (including as CEY/Ceylon in 1948-1972), TRI (and as part of BWI/British West Indies in 1960)
13	BAH, IRI, ISR, MAS, THA, UGA, URU, VEN
12	EGY, FIJ, GHA (including as GOL/Gold Coast in 1952), GUY (including as BGU/British Guiana in 1948-1964), HAI, KEN, MYA (including as BIR or BUR/Burma in 1948-1988), SEN, TPE (including as ROC/Republic of China in 1972)
11	BER, CIV, CMR, ETH, INA, KUW, LIE, MAR, MLI, NEP, PAN, TAN, TUN, ZAM (including as NRO/Northern Rhodesia in 1964)
10	BAR (and as part of BWI/British West Indies in 1960), CGO, CHA, CHN, DOM, ECU, EST, ISV, LBR, LIB, MAD, SUD, SUR, URS (including as EUN/Unified Team in 1992), VIE, ZIM (including as RHO/Rhodesia in 1960 & 1964)

- 9 ALG, BIZ (including as BHO/British Honduras in 1968 & 1976), BOL, GUA, HON, IRQ, LAT, LES, NCA, PAR, SIN, SLE, SMR
- 8 AHO, ANT (including as LAN/Lesser Antilles in 1976), BEN (including as DAH/Dahomey in 1972), BOT, CAF, CRC, CYP, ESA, HKG, KSA, LBA, MAW, MGL, MLT, MOZ, PNG, PRK, SWZ, SYR, TOG
- 7 ANG, BAN, BRN, BUR (including as VOL/Upper Volta in 1972), COD (including as ZAI/Zaire in 1984-1996), GAB, GAM, GEQ, GRN, GUI, IVB, LAO, MRI, NIG, OMA, QAT, RWA, SEY, SOM, YEM (including PRY/DPR of Yemen and YAR/Yemen Arab Republic across 1984 & 1988)
- 6 AND, CAY, COK, DJI, GUM, JOR, LTU, MDV, MON, MTN, RUS, SOL, TGA, UAE, VAN, VIN
- 5 AFG, ALB, ARU, ASA, BIH, CAM (including as KHM/Kampuchea in 1972), CRO, FRG, GDR, NAM, SAM, SLO, YEM
- 4 ARM, AZE, BDI, BLR, BOH, COM, CPV, CZE (and as BOH/Bohemia in 1900-1912), DMA, GBS, GEO, KAZ, KGZ, LCA, MDA, PLE, SKN, STP, SVK, TJK, TKM, UKR, UZB
- 3 ERI, FSM, MKD, PLW, TLS (including as as IOA/"Individual Olympic Athletes" in 2000)
- 2 BRU, KIR
- 1 BWI (1960, comprising BAR/Barbados, JAM/Jamaica and TRI/Trinidad & Tobago), MHL, MNE (and as part of SCG/Serbia & Montenegro in 2004), NBO, SAA, SCG, SRB, TUV, UAR

Participation by year

1896	9		AUS, DEN, FRA, GBR, GER, GRE, HUN, SWE, USA
1900	14	(5 new)	AUS, AUT , BOH , CAN , DEN, FRA, GBR, GER, GRE, HUN, ITA , NOR , SWE, USA
1904	10	(2)	AUS, CAN, CUB , FRA, GBR, GER, GRE, HUN, RSA , USA
1906	20	(5)	AUS, AUT, BEL , BOH , CAN, DEN, EGY , FIN , FRA, GBR, GER, GRE, HUN, ITA, NOR, RSA, SUI , SWE, TUR , USA
1908	20	(2)	AUS, AUT, BEL, BOH , CAN, DEN, FIN, FRA, GBR, GER, GRE, HUN, ITA, NED , NOR, RSA, RUS , SUI, SWE, USA
1912	26	(5)	AUS, AUT, BEL, BOH , CAN, CHI , DEN, FIN, FRA, GBR, GER, GRE, HUN, ITA, JPN , LUX , NED, NOR, POR , RSA, RUS, SUI, SWE, TUR, USA, YUG
1920	25	(6)	AUS, BEL, CAN, CHI, DEN, EGY, ESP , EST , FIN, FRA, GBR, GRE, IND , ITA, JPN, LUX, MON , NED, NOR, NZL , RSA, SUI, SWE, TCH , USA
1924	40	(10)	ARG , AUS, AUT, BEL, BRA , BUL , CAN, CHI, DEN, ECU , EGY, ESP, EST, FIN, FRA, GBR, GRE, HAI , HUN, IND, IRL , ITA, JPN, LAT , LUX, MEX , MON, NED, NOR, NZL, PHI , POL , POR, RSA, SUI, SWE, TCH, TUR, USA, YUG
1928	40	(2)	ARG, AUS, AUT, BEL, CAN, CHI, CUB, DEN, ESP, EST, FIN, FRA, GBR, GER, GRE, HAI, HUN, IND, IRL, ITA, JPN, LAT, LTU , LUX, MEX, MON, NED, NOR, NZL, PHI, POL, POR, ROU , RSA, SUI, SWE, TCH, TUR, USA, YUG
1932	34	(2)	ARG, AUS, AUT, BRA, CAN, CHN , COL , DEN, EST, FIN, FRA, GBR, GER, GRE, HAI, HUN, IND, IRL, ITA, JPN, LAT, MEX, NED, NOR, NZL, PHI, POL, POR, RSA, SUI, SWE, TCH, USA, YUG
1936	43	(5)	AFG , ARG, AUS, AUT, BEL, BRA, BUL, CAN, CHI, CHN, COL, DEN, EGY, EST, FIN, FRA, GBR, GER, GRE, HUN, IND, ISL , ITA, JPN, LAT, LIE , LUX, MEX, MLT , NED, NOR, NZL, PER , PHI, POL, POR, ROU, RSA, SUI, SWE, TCH, USA, YUG
1948	53	(13)	ARG, AUS, AUT, BEL, BER , BRA, CAN, CHI, CHN, COL, CUB, DEN, EGY, ESP, FIN, FRA, GBR, GRE, GUY (as British Guiana), HUN, IND, IRL, IRQ , ISL, ITA, JAM , KOR , LIE, LUX, MEX, MLT, MYA (as Burma), NED, NOR, NZL, PAK , PAN , PER, PHI, POL, POR, PUR , RSA, SIN , SRI (as Ceylon), SUI, SWE, TCH, TRI , TUR, URU , USA, YUG
1952	57	(11)	ARG, AUS, AUT, BEL, BER, BRA, BUL, CAN, CHI, CUB, DEN, EGY, FIN, FRA, GBR, GER, GHA (as Gold Coast), GRE, GUA , HUN, INA , IND, IRI , IRL, ISL, ISR , ITA, JAM, JPN, KOR, LUX, MEX, NED, NGR , NOR, NZL, PAK, PHI, POL, POR, PUR, ROU, RSA, SAA , SIN, SRI (as Ceylon), SUI, SWE, TCH, THA , TUR, URS , URU, USA, VEN , VIE , YUG
1956	59	(9)	ARG, AUS, AUT, BAH , BEL, BRA, CAN, CHI, COL, CUB, DEN, ETH , FIJ , FIN, FRA, GBR, GER, GRE, GUY (as British Guiana), HUN, INA, IND, IRI, IRL, ISL, ISR , ITA, JAM, JPN, KEN , KOR, LBR , LUX, MAS , MEX, MYA (as Burma), NBO , NGR, NOR, NZL, PAK, PHI, POL, PUR, ROU, RSA, SIN, SRI (as Ceylon), SWE, TCH, THA, TPE , TRI, UGA , URS, URU, USA, VEN, YUG
1960	72	(7)	AFG, ARG, AUS, AUT, BAH, BEL, BRA, BUL, BWI , CAN, CHI, CUB, DEN, ESP, ETH, FIJ, FIN, FRA, GBR, GER, GHA, GRE, GUY (as British Guiana), HUN, INA, IND, IRI, IRL, IRQ, ISL, ISR , ITA, JPN, KEN, KOR, LBR, LIB , LIE, LUX, MAR , MAS, MEX, MYA (as Burma), NED, NGR, NOR, NZL, PAK, PAN, PHI, POL, POR, PUR, ROU, RSA, SRI (as Ceylon), SUD , SUI, SWE, TCH, THA, TPE , TUN , TUR, UAR (incorporating Egypt & Syria), UGA, URS, URU, USA, VEN, YUG, ZIM (as Rhodesia)
1964	80	(13)	ARG, AUS, AUT, BAH, BEL, BRA, BUL, CAN, CGO , CHA , CHI, CIV , CMR , COL, CUB, DEN, DOM , ESP, ETH, FIN, FRA, GBR, GER, GHA, GRE, HKG , HUN, IND, IRI, IRL, IRQ, ISL, ISR , ITA, JAM, JPN, KEN, KOR, LBR, LIE, LUX, MAD , MAR, MAS, MEX, MGL , MLI , MYA (as Burma), NED, NEP , NGR, NOR, NZL, PAK, PAN, PER, PHI, POL, POR, PUR, ROU, SEN , SRI (as Ceylon), SUI, SWE, TAN , TCH, THA, TPE , TRI, TUN, TUR, UGA, URS, USA, VEN, VIE, YUG, ZAM (as Northern Rhodesia), ZIM (as Rhodesia)
1968	92	(14)	ARG, AUS, AUT, BAH, BAR , BEL, BER, BIZ (as British Honduras), BRA, BUL, CAF , CAN, CHA, CHI, CIV, CMR, COL, CRC , CUB, DEN, DOM, ECU, ESA , ESP, ETH, FIJ, FIN, FRA, FRG , GBR, GDR , GHA, GRE, GUA, GUY, HON , HUN, IND, IRI, IRL, ISL, ISV , ITA, JAM, JPN, KEN, KOR, KUW , LBA , LIE, LUX, MAD, MAR, MAS, MEX, MGL, MLI, MYA (as Burma), NCA , NED, NGR, NOR, NZL, PER, PHI, POL, POR, PUR, ROU, SEN, SIN, SLE , SRI (as Ceylon), SUD, SUI, SUR , SWE, TAN, TCH, TPE, TRI, TUN, TUR, UGA, URS, URU, USA, VEN, VIE, YUG, ZAM

1972	104	(14)	ALG , ARG, AUS, AUT, BAH, BAR, BEL, BEN (as Dahomey), BOL , BRA, BUL, BUR (as Upper Volta), CAM (as Kampuchea), CAN, CGO, CHA, CHI, CIV, CMR, COL, CRC, CUB, DEN, EGY, ESP, ETH, FIJ, FIN, FRA, FRG, GBR, GDR, GHA, GRE, GUA, HAI, HUN, INA, IND, IRI, IRL, ISL, ISR, ISV, ITA, JAM, JPN, KEN, KOR, KSA , KUW, LBR, LES , LIB, LUX, MAD, MAR, MAS, MAW , MEX, MGL, MLI, MYA (as Burma), NCA, NED, NEP, NGR, NOR, NZL, PAK, PAN, PAR , PER, PHI, POL, POR, PRK , PUR, ROU, SEN, SIN, SOM , SRI (as Ceylon), SUD, SUI, SUR, SWE, SWZ , SYR , TAN, TCH, THA, TOG , TPE (as Republic of China), TRI, TUN, TUR, UGA, URS, URU, USA, VEN, YUG, ZAM
1976	79	(4)	AHO , ANT (as Lesser Antilles), ARG, AUS, AUT, BAH, BAR, BEL, BER, BIZ (as British Honduras), BOL, BRA, BUL, CAN, CHI, CIV, COL, CUB, DEN, DOM, ESP, FIJ, FIN, FRA, FRG, GBR, GDR, GRE, HAI, HON, HUN, INA, IND, IRI, IRL, ISL, ISR, ISV, ITA, JAM, JPN, KSA, KUW, LIB, LIE, LUX, MAS, MEX, NCA, NED, NEP, NOR, NZL, PAK, PAN, PAR, PER, PHI, PNG , POL, POR, PRK, PUR, ROU, SEN, SIN, SMR , SUI, SUR, SWE, TCH, THA, TRI, TUR, URS, URU, USA, VEN, YUG
1980	70	(6)	ALG, ANG , AUS, AUT, BEL, BEN, BOT , BRA, BUL, CGO, CMR, COL, CUB, DEN, DOM, ECU, ESP, ETH, FIN, FRA, GBR, GDR, GRE, GUI , GUY, HUN, IND, IRL, IRQ, ISL, ITA, JAM, KUW, LAO , LBA, LES, LIB, LUX, MAD, MEX, MLI, MOZ , MYA (as Burma), NCA, NED, NEP, NGR, PER, POL, POR, PRK, ROU, SEN, SEY , SLE, SMR, SRI, SUI, SWE, SYR, TAN, TCH, TRI, UGA, URS, VEN, VIE, YUG, ZAM, ZIM
1984	124	(20)	AHO, ALG, ANT, ARG, AUS, AUT, BAH, BAN , BAR, BEL, BER, BIZ, BOL, BOT, BRA, BRN , CAF, CAN, CGO, CHA, CHI, CHN, CIV, CMR, COD (as Zaire), COL, CRC, CYP , DEN, DJI , DOM, ECU, EGY, ESA, ESP, FIJ, FIN, FRA, FRG, GAB , GAM , GBR, GEQ , GHA, GRE, GRN , GUA, GUY, HAI, HKG, HON, INA, IND, IRL, ISL, ISR, ISV, ITA, IVB , JAM, JOR , JPN, KEN, KOR, KUW, LBR, LES, LIB, LIE, LUX, MAD, MAR, MAS, MAW, MEX, MLI, MLT, MOZ, MRI , NED, NEP, NGR, NIG , NOR, NZL, OMA , PAK, PAN, PAR, PER, PHI, PNG, POR, PUR, QAT , ROU, RWA , SAM , SEN, SEY, SLE, SMR, SOL , SOM, SUD, SUI, SUR, SWE, SWZ, TAN, THA, TOG, TPE, TRI, TUN, TUR, UAE , UGA, USA, VEN, YAR , YUG, ZAM, ZIM
1988	149	(12)	AHO, ALG, AND , ANG, ANT, ARG, ARU , ASA , AUS, AUT, BAH, BAN, BAR, BEL, BEN, BER, BIZ, BOL, BOT, BRA, BRN, BUL, BUR, CAF, CAN, CAY , CGO, CHA, CHI, CHN, CIV, CMR, COD (as Zaire), COK , COL, CRC, CYP, DEN, DJI, DOM, ECU, EGY, ESA, ESP, FIJ, FIN, FRA, FRG, GAB, GAM, GBR, GDR, GEQ, GHA, GRE, GRN, GUA, GUI, GUM , GUY, HAI, HKG, HON, HUN, INA, IND, IRI, IRL, IRQ, ISL, ISV, ITA, IVB, JAM, JPN, KEN, KOR, KSA, KUW, LAO, LBA, LBR, LES, LIB, LIE, LUX, MAR, MAS, MAW, MDV , MEX, MLI, MON, MOZ, MRI, MTN , MYA (as Burma), NED, NEP, NGR, NIG, NOR, NZL, OMA, PAK, PAR, PER, PHI, PNG, POL, POR, PRY , PUR, QAT, ROU, RWA, SAM, SEN, SLE, SMR, SOL, SOM, SRI, SUD, SUI, SUR, SWE, SWZ, SYR, TAN, TCH, TGA , THA, TOG, TPE, TRI, TUN, TUR, UGA, URS, URU, USA, VAN , VIE, VIN , YAR, YUG, ZAM, ZIM
1992	156	(6)	AHO, ALB , ALG, AND, ANG, ANT, ARG, ARU, AUS, AUT, BAH, BAN, BAR, BEL, BEN, BER, BIH , BIZ, BOL, BOT, BRA, BRN, BUL, BUR, CAF, CAN, CAY, CGO, CHA, CHI, CHN, CIV, CMR, COD (as Zaire), COK, COL, CRC, CRO , CUB, CYP, DEN, DJI, ECU, ESA, ESP, EST, ETH, FIJ, FIN, FRA, GAB, GAM, GBR, GEQ, GER, GHA, GRE, GRN, GUI, GUM, GUY, HAI, HKG, HON, HUN, IND, IRI, IRL, ISL, ISR, ISV, ITA, IVB, JAM, JOR, JPN, KEN, KOR, KSA, KUW, LAO, LAT, LBA, LES, LIB, LIE, LTU, MAD, MAR, MAS, MAW, MDV, MEX, MGL, MLI, MLT, MOZ, MRI, MTN, MYA, NAM , NCA, NED, NEP, NGR, NIG, NOR, NZL, OMA, PAK, PAN, PAR, PER, PHI, PNG, POL, POR, PRK, PUR, QAT, ROU, RSA, RWA, SEN, SEY, SLE, SLO , SMR, SRI, SUD, SUI, SUR, SWE, SWZ, SYR, TAN, TCH, TGA, THA, TOG, TPE, TRI, TUN, TUR, UAE, UGA, URU, URS (as EUN), USA, VAN, VIE, VIN, YEM , YUG (as IOP), ZAM, ZIM
1996	190	(22)	AFG, AHO, ALB, ALG, AND, ANG, ANT, ARG, ARM , ARU, ASA, AUS, AUT, AZE , BAH, BAN, BAR, BDI , BEL, BEN, BER, BIH, BIZ, BLR , BOL, BOT, BRA, BRN, BUL, BUR, CAF, CAM, CAN, CAY, CGO, CHA, CHI, CHN, CIV, CMR, COD (as Zaire), COK, COL, COM , CPV , CRC, CRO, CUB, CYP, CZE , DEN, DJI, DMA , DOM, ECU, ESA, ESP, EST, ETH, FIJ, FIN, FRA, GAB, GAM, GBR, GBS , GEO , GEQ, GER, GHA, GRE, GRN, GUA, GUI, GUM, GUY, HAI, HKG, HON, HUN, INA, IND, IRI, IRL, IRQ, ISL, ISR, ISV, ITA, IVB, JAM, JOR, JPN, KAZ , KEN, KGZ , KOR, KSA, KUW, LAO, LAT, LBA, LBR, LCA , LES, LIE, LTU, LUX, MAD, MAR, MAS, MAW, MDA , MDV, MEX, MGL, MLI, MLT, MOZ, MRI, MTN, MYA, NAM, NCA, NED, NEP, NGR, NIG, NOR, NZL, OMA, PAK, PAN, PAR, PER, PHI, PLE , PNG, POL, POR, PRK, PUR, QAT, ROU, RSA, RUS, RWA, SAM, SEN, SEY, SIN, SKN , SLE, SLO, SMR, SOL, SOM, SRI, STP , SUD, SUI, SUR, SVK , SWE, SWZ, SYR, TAN, TGA, THA, TJK , TKM , TOG, TPE, TRI, TUN, TUR, UAE, UGA, UKR , URU, USA, UZB , VAN, VEN, VIE, VIN, YEM, YUG, ZAM, ZIM
2000	193	(6)	AHO, ALB, ALG, AND, ANG, ANT, ARG, ARM, ARU, ASA, AUS, AUT, AZE, BAH, BAN, BAR, BDI, BEL, BEN, BER, BIH, BIZ, BLR, BOL, BOT, BRA, BRN, BRU , BUL, BUR, CAF, CAM, CAN, CAY, CGO, CHA, CHI, CHN, CIV, CMR, COD, COK, COL, COM, CPV, CRC, CRO, CUB, CYP, CZE, DEN, DJI, DMA, DOM, ECU, EGY, ERI , ESA, ESP, EST, ETH, FIJ, FIN, FRA, FSM , GAB, GAM, GBR, GBS, GEO, GEQ, GER, GHA, GRE, GRN, GUA, GUI, GUM, GUY, HAI, HKG, HON, HUN, INA, IND, IRI, IRL, IRQ, ISL, ISR, ISV, ITA, IVB, JAM, JOR, JPN, KAZ, KEN, KGZ, KOR, KSA, KUW, LAO, LAT, LBA, LBR, LCA, LES, LIB, LTU, MAD, MAR, MAS, MAW, MDA, MDV, MEX, MGL, MKD , MLI, MLT, MOZ, MRI, MTN, MYA, NAM, NCA, NED, NEP, NGR, NIG, NOR, NZL, OMA, PAK, PAN, PAR, PER, PHI, PLE, PLW , PNG, POL, POR, PRK, PUR, QAT, ROU, RSA, RUS, RWA, SEN, SEY, SKN, SLE, SLO, SMR, SOL, SOM, SRI, STP, SUD, SUI, SUR, SVK, SWE, SWZ, SYR, TAN, TGA, THA, TJK, TKM, TLS (as IOA), TOG, TPE, TRI, TUN, TUR, UAE, UGA, UKR, URU, USA, UZB, VAN, VEN, VIE, VIN, YEM, YUG, ZAM, ZIM

2004	196	(2)	AFG, AHO, ALB, ALG, AND, ANG, ANT, ARG, ARM, ARU, ASA, AUS, AUT, AZE, BAH, BAN, BAR, BDI, BEL, BEN, BER, BIH, BIZ, BLR, BOL, BOT, BRA, BRN, BRU, BUL, BUR, CAF, CAM, CAN, CAY, CGO, CHA, CHI, CHN, CIV, CMR, COD, COK, COL, COM, CPV, CRO, CUB, CYP, CZE, DEN, DMA, DOM, ECU, EGY, ERI, ESA, ESP, EST, ETH, FIJ, FIN, FRA, FSM, GAB, GAM, GBR, GBS, GEO, GEQ, GER, GHA, GRE, GRN, GUA, GUI, GUM, GUY, HAI, HKG, HON, HUN, INA, IND, IRI, IRL, IRQ, ISL, ISR, ISV, ITA, IVB, JAM, JOR, JPN, KAZ, KEN, KGZ, KIR , KOR, KSA, KUW, LAO, LAT, LBA, LBR, LCA, LES, LIB, LTU, LUX, MAD, MAR, MAS, MAW, MDA, MDV, MEX, MGL, MKD, MLI, MLT, MON, MOZ, MRI, MTN, NAM, NCA, NED, NEP, NGR, NIG, NOR, NZL, OMA, PAK, PAN, PAR, PER, PHI, PLE, PLW, PNG, POL, POR, PRK, PUR, QAT, ROU, RSA, RUS, RWA, SAM, SCG , SEN, SEY, SIN, SKN, SLE, SLO, SMR, SOL, SOM, SRI, STP, SUD, SUI, SUR, SVK, SWE, SWZ, SYR, TAN, TGA, THA, TJK, TKM, TLS, TOG, TPE, TRI, TUN, TUR, UAE, UGA, UKR, URU, USA, UZB, VAN, VEN, VIE, VIN, YEM, ZAM, ZIM
2008	200	(4)	AFG, AHO, ALB, ALG, AND, ANG, ANT, ARG, ARM, ASA, AUS, AUT, AZE, BAH, BAN, BAR, BDI, BEL, BEN, BER, BIH, BIZ, BLR, BOL, BOT, BRA, BRN, BUL, BUR, CAF, CAM, CAN, CAY, CGO, CHA, CHI, CHN, CIV, CMR, COD, COK, COL, COM, CPV, CRC, CRO, CUB, CYP, CZE, DEN, DJI, DMA, DOM, ECU, EGY, ERI, ESA, ESP, EST, ETH, FIJ, FIN, FRA, FSM, GAB, GAM, GBR, GBS, GEO, GEQ, GER, GHA, GRE, GRN, GUA, GUI, GUM, GUY, HAI, HKG, HON, HUN, INA, IND, IRI, IRL, IRQ, ISL, ISR, ISV, ITA, IVB, JAM, JOR, JPN, KAZ, KEN, KGZ, KIR, KOR, KSA, KUW, LAO, LAT, LBA, LBR, LCA, LES, LIB, LIE, LTU, MAD, MAR, MAS, MAW, MDA, MDV, MEX, MGL, MHL , MKD, MLI, MLT, MNE , MON, MOZ, MRI, MTN, MYA, NAM, NCA, NED, NEP, NGR, NIG, NOR, NZL, OMA, PAK, PAN, PAR, PER, PHI, PLE, PLW, PNG, POL, POR, PRK, PUR, QAT, ROU, RSA, RUS, RWA, SAM, SEN, SEY, SIN, SKN, SLE, SLO, SMR, SOL, SOM, SRB , SRI, STP, SUD, SUI, SUR, SVK, SWE, SWZ, SYR, TAN, TGA, THA, TJK, TKM, TLS, TOG, TPE, TRI, TUN, TUR, TUV , UAE, UGA, UKR, URU, USA, UZB, VAN, VEN, VIE, VIN, YEM, ZAM, ZIM

Of current IAAF members, the following 10 have not yet participated in Olympic Games athletics: Anguilla (AIA), Bhutan (BHU), Gibraltar (GIB), Macao (MAC), Montserrat (MNT), Nauru (NRU), Norfolk Island (NFI), Northern Mariana Islands (NMI), French Polynesia (PYF), and Turks & Caicos Islands (TKS).

THE GREATEST OLYMPIC ATHLETES

Shown below are lists of the most successful Olympic athletes based on their placings in the first eight. Eight points are scored for a gold medal performance down to one for eighth place. Points are shared in the case of a tie. The first set of tables include team events (mainly relays), the second two consider individual placings only.

The lack of movement in these lists after the 29th Olympiad shows how difficult it is to earn a place among the elite. Even Usain Bolt has yet to crack the top 50 men. In fact the top 10 of both men's and women's lists are unchanged by the action in Beijing four years ago. Paavo Nurmi – with his nine golds and three silvers from the large array of distance available events in the 1920s – is the best man. Merlene Ottey may have missed out on Olympic selection in 2008 but she is still by far the best woman on points despite never winning gold. The most dramatic change in the men's lists is that poor Michael Johnson drops from =14th to =34th. Through no fault of his own, his golden tally has been reduced from five to four thanks to the doping admissions of tragic Antonio Pettigrew which led to the disqualification of the US 4x400m team in 2000. Johnson is in good company in 34th place with Jesse Owens and Al Oerter among others. New entries on the men's list are Kenenisa Bekele and Jeremy Wariner, each now with three golds and one silver.

On the women's chart Veronica Campbell Brown rises from 28th to =11th after taking the 200m gold in Beijing. Surely she would have cracked the top 10 had Jamaica finished in the sprint relay in 2008. VCB needs only one sixth place in London to overtake the two legends immediately above her, Fanny Blankers Koen and Florence Griffith Joyner. Another big climber is jumper Tatyana Lebedeva, up from =31st to =14th after having won two more medals in 2008. Considering individual events only, the Russian is now among the top 10 points scorers of all time and is within range of the top three should she score again in London.

Whereas Michael Johnson slips down the men's list because of the doping violations of others, the opposite is true for Debbie Ferguson McKenzie who gained two points when her Sydney placings in the wake of Marion Jones were upgraded. The Bahamian also reached both sprint finals in Athens and Beijing, and climbs from =42nd to =19th. New names creeping on to the main women's list after Beijing are Maria Mutola and Sanya Richards. My personal selection for the greatest Olympic athletes remains: Men – 1, Nurmi; 2, Lewis; 3, Oerter; Women – 1, Szewińska; 2, Blankers-Koen; 3, Joyner-Kersey.

Mark Butler

MEN – ALL EVENTS

			<u>Gold</u>	<u>Silver</u>	<u>Bronze</u>	<u>4</u>	<u>5</u>	<u>6</u>	<u>7</u>	<u>8</u>	<u>Medals</u>	<u>Points</u>
1,	Paavo Nurmi	FIN	9	3	-	-	-	-	-	-	12	93
2,	Ray Ewry	USA	10	-	-	-	-	-	-	-	10	80
3,	Carl Lewis	USA	9	1	-	-	-	-	-	-	10	79
4,	Martin Sheridan	USA	5	2+1=	1	2	-	-	-	-	9	76
5,	Eric Lemming	SWE	4	-	2	4+2	-	-	-	1+1=	6	73.5
6,	Ville Ritola	FIN	5	3	-	-	-	-	-	-	8	61
=7,	Myer Prinstein	USA	4	1	-	-	2	-	-	-	5	47
	Ralph Rose	USA	3	2	1	-	-	1	-	-	6	47
9,	James Lightbody	USA	4	2	-	-	-	-	-	-	6	46
=10,	Elmer Niklander	FIN	1	2	1	2	-	1	1	1	4	44
	Phil Edwards	CAN	-	-	5	2	1	-	-	-	5	44

Men all events, continued			<u>Gold</u>	<u>Silver</u>	<u>Bronze</u>	<u>4</u>	<u>5</u>	<u>6</u>	<u>7</u>	<u>8</u>	<u>Medals</u>	<u>Points</u>
12,	Emil Zátopek CZE (SVK)	TCH	4	1	-	-	-	1	-	-	5	42
13,	Robert Garrett	USA	2	1+1=	2	-	-	-	-	-	6	41.5
=14,	Lasse Virén	FIN	4	-	-	-	2	-	-	-	4	40
	Mal Whitfield	USA	3	1	1	-	-	1	-	-	5	40
	Pietro Mennea	ITA	1	-	2	2	1	1	1	1	3	40
=17,	Hannes Kolehmainen	FIN	4	1	-	-	-	-	-	-	5	39
	Mel Sheppard	USA	4	1	-	-	-	-	-	-	5	39
19,	John Flanagan	USA	3	1	-	1	-	-	1	-	4	38
20,	Irving Baxter	USA	2	3	-	-	-	-	-	-	5	37
=21,	Harry Hillman	USA	3	1	-	1	-	-	-	-	4	36
	Walter Tewksbury	USA	2	2	1	-	-	-	-	-	5	36
	George Bonhag	USA	2	1	-	2	-	1	-	-	3	36
24,	Valeriy Borzov UKR	URS	2	1	2	-	-	-	-	-	5	35
=25,	Frank Wykoff	USA	3	-	-	2	-	-	-	-	3	34
	Kip Keino	KEN	2	2	-	-	1	-	-	-	4	34
	Charles Paddock	USA	2	2	-	-	1	-	-	-	4	34
	Arthur Wint	JAM	2	2	-	-	1	-	-	-	4	34
	Herb McKenley	JAM	1	3	-	1	-	-	-	-	4	34
=30,	Robert Korzeniowski	POL	4	-	-	-	-	-	-	1	4	33
	Jackson Scholz	USA	2	1	-	2	-	-	-	-	3	33
	Nate Cartmell	USA	1	2	1	1	-	-	-	-	4	33
	Frankie Fredericks	NAM	-	4	-	1	-	-	-	-	4	33
=34,	Harrison Dillard	USA	4	-	-	-	-	-	-	-	4	32
	Archie Hahn	USA	4	-	-	-	-	-	-	-	4	32
	Michael Johnson	USA	4	-	-	-	-	-	-	-	4	32
	Alvin Kraenzlein	USA	4	-	-	-	-	-	-	-	4	32
	Al Oerter	USA	4	-	-	-	-	-	-	-	4	32
	Jesse Owens	USA	4	-	-	-	-	-	-	-	4	32
	Don Quarrie	JAM	1	2	1	-	1	-	-	-	4	32
	Linford Christie	GBR	1	2	-	2	-	-	-	-	3	32
42,	Kóstas Tsiklitis	GRE	1	1+1=	1	-	-	1	-	1	4	31.5
=43,	Steve Lewis	USA	3	1	-	-	-	-	-	-	4	31
	Viktor Saneyev GEO	URS	3	1	-	-	-	-	-	-	4	31
	Jan Železný SVK/CZE	TCH/CZE	3	1	-	-	-	-	-	-	4	31
	Kenenisa Bekele	ETH	3	1	-	-	-	-	-	-	4	31
	Jeremy Wariner	USA	3	1	-	-	-	-	-	-	4	31
	Vladimir Golubnichniy UKR	URS	2	1	1	-	-	-	1	-	4	31
	Nikólaos Georgantas	GRE	1	2	1	-	-	1	-	-	4	31
	Dennis Mitchell	USA	1	1	1	2	-	-	-	-	3	31
	Edvin Wide	SWE	-	1	4	-	-	-	-	-	5	31
Greatest success without a medal												
=165,	José Marín	ESP	-	-	-	1	2	2	-	-	0	19

WOMEN – ALL EVENTS

			<u>Gold</u>	<u>Silver</u>	<u>Bronze</u>	<u>4</u>	<u>5</u>	<u>6</u>	<u>7</u>	<u>8</u>	<u>Medals</u>	<u>Points</u>
1,	Merlene Ottey	JAM	-	3	6	1	1	1	-	1	9	70
2,	Shirley Strickland	AUS	3	1	3	1	1	-	-	-	7	58
3,	Irena Kirzenstein/Szewińska	POL	3	2	2	-	-	-	-	-	7	50
4,	Gwen Torrence	USA	3	1	1	1	1	1	-	-	5	49
5,	Jackie Joyner-Kersey	USA	3	1	2	-	1	-	-	-	6	47
6,	Evelyn Ashford	USA	4	1	-	-	1	-	1	-	5	45
7,	Raelene Boyle	AUS	-	3	-	2	2	2	-	-	3	45
8,	Renate Stecher	GDR	3	2	1	-	-	-	-	-	6	44
9,	Fanny Blankers Koen	NED	4	-	-	-	1+1=	-	-	-	4	39
10,	Florence Griffith Joyner	USA	3	2	-	-	-	-	-	-	5	38
=11,	Veronica Campbell-Brown	JAM	3	1	1	-	-	-	-	-	5	37
	Irina Privalova	URS/RUS	1	1	2	2	-	-	-	-	4	37
13,	Valerie Brisco-Hooks	USA	3	1	-	1	-	-	-	-	4	36
=14,	Heike Drechsler	GDR/GER	2	1	2	-	-	-	-	-	5	35
	Tatyana Lebedeva	RUS	1	3	1	-	-	-	-	-	5	35
=16,	Wyomia Tyus	USA	3	1	-	-	-	1	-	-	4	34
	Annegret Richter	FRG	2	2	-	-	1	-	-	-	4	34
18,	Gail Devers	USA	3	-	-	1	1	-	-	-	3	33
=19,	Betty Cuthbert	AUS	4	-	-	-	-	-	-	-	4	32
	Bärbel Eckert/Wöckel	GDR	4	-	-	-	-	-	-	-	4	32
	Marie-José Pérec	FRA	3	-	-	1	-	1	-	-	3	32
	Chandra Sturup	BAH	1	1	-	2	1	1	-	-	2	32
	Debbie Ferguson McKenzie	BAH	1	-	1	2	-	-	4	-	2	32
=24,	Olga Bryzgina UKR	URS/EUN	3	1	-	-	-	-	-	-	4	31
	Tamara Press RUS	URS	3	1	-	-	-	-	-	-	4	31

Women all events, continued			<u>Gold</u>	<u>Silver</u>	<u>Bronze</u>	<u>4</u>	<u>5</u>	<u>6</u>	<u>7</u>	<u>8</u>	<u>Medals</u>	<u>Points</u>
(=24,)	Marlies Oelsner/Göhr	GDR	2	2	-	-	-	-	-	1	4	31
	Pauline Davis	BAH	2	1	-	1	-	1	-	-	3	31
=28,	Wilma Rudolph	USA	3	-	1	-	-	-	-	-	4	30
	Jearl Miles Clark	USA	2	1	-	-	1	1	-	-	3	30
	Sandie Richards	JAM	-	1	1	1	2	-	2	-	2	30
	Kathy Smallwood/Cook	GBR	-	-	3	1	1	1	-	-	3	30
=32,	Kelly Holmes	GBR	2	-	1	1	-	-	1	-	3	29
	Irina Press RUS	URS	2	-	-	2	-	1	-	-	2	29
	Deon Hemmings	JAM	1	2	-	1	-	-	1	-	3	29
=35,	Chandra Cheeseborough	USA	2	1	-	-	-	1	1	-	3	28
	Ingrid Becker/Mickler	GER/FRG	2	-	-	1	-	2	-	1	2	28
	Christina Brehmer/Lathan	GDR	1	2	1	-	-	-	-	-	4	28
	Galina Zyбина RUS	URS	1	1	1	1	-	-	1	-	3	28
	Grace Jackson	JAM	-	1	-	1	3	1	-	1	1	28
=40,	Olga V. Nazarova RUS	URS/EUN	2	-	1	1	-	-	-	-	3	27
	Derartu Tulu	ETH	2	-	1	1	-	-	-	-	3	27
	Maria Mutola	MOZ	1	-	1	1	2	-	-	-	2	27
=43,	Annette Rogers	USA	2	-	-	-	1+1=	1	-	-	2	26
	Mary Bignal/Rand	GBR	1	1	1	1	-	-	-	-	3	26
	Tatyana Samolenko/Dorovskikh UKR	URS/EUN	1	1	1	1	-	-	-	-	3	26
=46,	Sanya Richards	USA	2	-	1	-	-	1	-	-	3	25
	Sara Simeoni	ITA	1	2	-	-	-	1	-	-	3	25
	Juliet Cuthbert	JAM	-	2	1	-	-	-	2	1	3	25
=49,	Tatyana Kazankina RUS	URS	3	-	-	-	-	-	-	-	3	24
	Heide Rosendahl	FRG	2	1	-	-	-	-	-	1	3	24
	Cathy Freeman	AUS	1	1	-	-	1	1	1	-	2	24
	Galina Malchugina	URS/EUN/RUS	-	1	1	1	1	-	-	2	2	24
	Mariya Itkina BLR	URS	-	-	-	4	1	-	-	-	-	24

MEN – INDIVIDUAL EVENTS

			<u>Gold</u>	<u>Silver</u>	<u>Bronze</u>	<u>4</u>	<u>5</u>	<u>6</u>	<u>7</u>	<u>8</u>	<u>Medals</u>	<u>Points</u>
1,	Ray Ewry	USA	10	-	-	-	-	-	-	-	10	80
2,	Martin Sheridan	USA	5	2+1=	1	2	-	-	-	-	9	76
3,	Eric Lemming	SWE	4	-	2	4+2	-	-	-	1+1=	6	73.5
4,	Paavo Nurmi	FIN	6	3	-	-	-	-	-	-	9	69
5,	Carl Lewis	USA	7	1	-	-	-	-	-	-	8	63
=6,	Myer Prinstein	USA	4	1	-	-	2	-	-	-	5	47
	Ralph Rose	USA	3	2	1	-	-	1	-	-	6	47
8,	Ville Ritola	FIN	3	3	-	-	-	-	-	-	6	45
9,	Elmer Niklander	FIN	1	2	1	2	-	1	1	1	4	44
10,	Emil Zátopek CZE	TCH	4	1	-	-	-	1	-	-	5	42
11,	Robert Garrett	USA	2	1+1=	2	-	-	-	-	-	6	41.5
12,	Lasse Virén	FIN	4	-	-	-	2	-	-	-	4	40
13,	James Lightbody	USA	4	1	-	-	-	-	-	-	5	39
14,	John Flanagan	USA	3	1	-	1	-	-	1	-	4	38
15,	Irving Baxter	USA	2	3	-	-	-	-	-	-	5	37
=16,	Harry Hillman	USA	3	1	-	1	-	-	-	-	4	36
	Walter Tewksbury	USA	2	2	1	-	-	-	-	-	5	36
18,	Kip Keino	KEN	2	2	-	-	1	-	-	-	4	34
=19,	Robert Korzeniowski	POL	4	-	-	-	-	-	-	1	4	33
	Frankie Fredericks	NAM	-	4	-	1	-	-	-	-	4	33
=21,	Archie Hahn	USA	4	-	-	-	-	-	-	-	4	32
	Hannes Kolehmainen	FIN	4	-	-	-	-	-	-	-	4	32
	Alvin Kraenzlein	USA	4	-	-	-	-	-	-	-	4	32
	Al Oerter	USA	4	-	-	-	-	-	-	-	4	32
25,	Kóstas Tsiklitis	GRE	1	1+1=	1	-	-	1	-	1	4	31.5
=26,	Viktor Saneyev GEO	URS	3	1	-	-	-	-	-	-	4	31
	Jan Železný SVK/CZE	TCH/CZE	3	1	-	-	-	-	-	-	4	31
	Kenenisa Bekele	ETH	3	1	-	-	-	-	-	-	4	31
	Vladimir Golubnichniy UKR	URS	2	1	1	-	-	-	1	-	4	31
	Nikólaos Georgantas	GRE	1	2	1	-	-	1	-	-	4	31
=31,	Ugo Frigerio	ITA	3	-	1	-	-	-	-	-	4	30
	Sebastian Coe	GBR	2	2	-	-	-	-	-	-	4	30
=33,	Volmari Iso-Hollo	FIN	2	1	1	-	-	-	-	-	4	29
	Alain Mimoun	FRA	1	3	-	-	-	-	-	-	4	29
	Verner Järvinen	FIN	1	-	2	1	1	-	-	-	3	29
	Lawson Robertson	USA	-	1=	2	-	2	1	-	-	3	29
37,	Platt Adams	USA	1	1	-	-	2+1=	1=	-	-	2	28.5
=38,	Pat McDonald	USA	2	1	-	1	-	-	-	-	3	28
	Parry O'Brien	USA	2	1	-	1	-	-	-	-	3	28

Men individual events, continued			<u>Gold</u>	<u>Silver</u>	<u>Bronze</u>	<u>4</u>	<u>5</u>	<u>6</u>	<u>7</u>	<u>8</u>	<u>Medals</u>	<u>Points</u>
(=38,)	Mohamed Gammoudi	TUN	1	2	1	-	-	-	-	-	4	28
	John Ljunggren	SWE	1	1	1	1	-	-	1	-	3	28
42,	James Connolly	USA	1	1+1=	1	-	-	-	-	-	4	27.5
43,	Phil Edwards	CAN	-	-	3	1	1	-	-	-	3	27
44,	John Biller	USA	-	1=	1	2	1	-	-	-	2	26.5
=45,	Virgilijus Alekna	LTU	2	-	1	-	1	-	-	-	3	26
	Matt McGrath	USA	1	2	-	-	1	-	-	-	3	26
	Charles Paddock	USA	1	2	-	-	1	-	-	-	3	26
	Arthur Wint	JAM	1	2	-	-	1	-	-	-	3	26
	Gyula Zsivótzky	HUN	1	2	-	-	1	-	-	-	3	26
	Mamo Wolde	ETH	1	1	1	1	-	-	-	-	3	26
	Herb McKenley	JAM	-	3	-	1	-	-	-	-	3	26
	Fay Moulton	USA	-	1	1	2	-	1	-	-	2	26
	Lajos Gönczy	HUN	-	1	1	1	2	-	-	-	2	26

WOMEN – INDIVIDUAL EVENTS

			<u>Gold</u>	<u>Silver</u>	<u>Bronze</u>	<u>4</u>	<u>5</u>	<u>6</u>	<u>7</u>	<u>8</u>	<u>Medals</u>	<u>Points</u>
1,	Merlene Ottey	JAM	-	2	5	1	1	-	-	-	7	53
2,	Jackie Joyner-Kersey	USA	3	1	2	-	1	-	-	-	6	47
3,	Irena Kirszenstein/Szewińska	POL	2	2	2	-	-	-	-	-	6	42
4,	Shirley Strickland	AUS	2	-	3	1	-	-	-	-	5	39
=5,	Heike Drechsler	GDR/GER	2	1	2	-	-	-	-	-	5	35
	Tatyana Lebedeva	RUS	1	3	1	-	-	-	-	-	5	35
=7,	Tamara Press	RUS	3	1	-	-	-	-	-	-	4	31
	Raelene Boyle	AUS	-	3	-	2	-	-	-	-	3	31
=9,	Renate Stecher	GDR	2	1	1	-	-	-	-	-	4	29
	Kelly Holmes	GBR	2	-	1	1	-	-	1	-	3	29
11,	Galina Zybina	RUS	1	1	1	1	-	-	1	-	3	28
=12,	Fanny Blankers Koen	NED	3	-	-	-	1=	-	-	-	3	27
	Derartu Tulu	ETH	2	-	1	1	-	-	-	-	3	27
	Maria Mutola	MOZ	1	-	1	1	2	-	-	-	2	27
=15,	Tatyana Samolenko/Dorovskikh	UKR	1	1	1	1	-	-	-	-	3	26
	Gwen Torrence	USA	1	-	1	1	1	1	-	-	2	26
=17,	Gail Devers	USA	2	-	-	1	1	-	-	-	2	25
	Sara Simeoni	ITA	1	2	-	-	-	1	-	-	3	25
=19,	Betty Cuthbert	AUS	3	-	-	-	-	-	-	-	3	24
	Tatyana Kazankina	RUS	3	-	-	-	-	-	-	-	3	24
	Marie-José Pérec	FRA	3	-	-	-	-	-	-	-	3	24
	Irina Press	RUS	2	-	-	1	-	1	-	-	2	24
=23,	Mildred "Babe" Didriksen	USA	2	1	-	-	-	-	-	-	3	23
	Florence Griffith Joyner	USA	2	1	-	-	-	-	-	-	3	23
	Lia Manoliu	ROU	1	-	2	-	-	1	-	-	3	23
	Grace Jackson	JAM	-	1	-	1	2	1	-	-	1	23
=27,	Micheline Ostermeyer	FRA	2	-	1	-	-	-	-	-	3	22
	Nina Ponomaryova	RUS	2	-	1	-	-	-	-	-	3	22
	Veronica Campbell Brown	JAM	2	-	1	-	-	-	-	-	3	22
	Tirunesh Dibaba	ETH	2	-	1	-	-	-	-	-	3	22
	Dana Ingrová/Zátoková	TCH (CZE)	1	1	-	1	-	-	1	-	2	22
	Trine Solberg/Hattestad	NOR	1	-	1	-	2	-	-	-	2	22
	Gabriella Dorio	ITA	1	-	-	2	-	1	-	1	1	22
=34,	Valerie Brisco-Hooks	USA	2	-	-	1	-	-	-	-	2	21
	Nadezhda Chizhova	RUS	1	1	1	-	-	-	-	-	3	21
	Gabriela Szabo	ROU	1	1	1	-	-	-	-	-	3	21
	Ellina Zvereva	URS/BLR	1	-	1	-	1	1	-	-	2	21
=38,	Iolanda Balaş	ROU	2	-	-	-	1	-	-	-	2	20
	Mary Bignal/Rand	GBR	1	1	-	1	-	-	-	-	2	20
	Stefka Kostadinova	BUL	1	1	-	1	-	-	-	-	2	20
	Natalya Sadova	RUS	1	1	-	1	-	-	-	-	2	20
	Aleksandra Chudina	RUS	-	2	1	-	-	-	-	-	3	20
	Gunhild Hoffmeister	GDR	-	2	1	-	-	-	-	-	3	20
=44,	Wyomia Tyus	USA	2	-	-	-	-	1	-	-	2	19
	Evelyn Ashford	USA	1	1	-	-	1	-	-	-	2	19
	Margitta Helmbold/Gummel	GER/GDR	1	1	-	-	1	-	-	-	2	19
	Annegret Richter	FRG	1	1	-	-	1	-	-	-	2	19
	Tilly Fleischer	GER	1	-	1	1	-	-	-	-	2	19
	Svetlana Krivelyova	RUS	1	-	1	1	-	-	-	-	2	19
	Irina Privalova	RUS	1	-	1	1	-	-	-	-	2	19
	Yipsi Moreno	CUB	-	2	-	1	-	-	-	-	2	19
	Gete Wami	ETH	-	1	2	-	-	-	-	-	3	19
	Debbie Ferguson-McKenzie	BAH	-	-	1	1	-	-	4	-	1	19


These tables show the best points totals by individuals for each country having finishers within the top eight at the Olympic Games. Former Soviet, Yugoslav and Czechoslovakian competitors are listed against their actual country, with the country code under which they competed given after the name. The same principle has been followed for Irish athletes who competed with Great Britain in 1896-1920.

MEN		Gold	Silver	Bronze	4	5	6	7	8	Medals	Points
FIN	Paavo Nurmi	9	3	-	-	-	-	-	-	12	93
USA	Ray Ewry	10	-	-	-	-	-	-	-	10	80
SWE	Eric Lemming	4	-	2	4+2=	-	-	-	1+1=	6	73.5
CAN	Phil Edwards	-	-	5	2	1	-	-	-	5	44
CZE	Emil Zátopek TCH (SVK)	4	1	-	-	-	1	-	-	5	42
ITA	Pietro Mennea	1	-	2	2	1	1	1	1	3	40
UKR	Valeriy Borzov URS	2	1	2	-	-	-	-	-	5	35
JAM	Arthur Wint	2	2	-	-	1	-	-	-	4	34
KEN	Kip Keino	2	2	-	-	1	-	-	-	4	34
NAM	Frankie Fredericks	-	4	-	1	-	-	-	-	4	33
POL	Robert Korzeniowski	4	-	-	-	-	-	-	1	4	33
GBR	Linford Christie	1	2	-	2	-	-	-	-	3	32
GRE	Kóstas Tsiklitis	1	1+1=	1	-	-	1	-	1	4	31.5
ETH	Kenenisa Bekele	3	1	-	-	-	-	-	-	4	31
GEO	Viktor Saneyev URS	3	1	-	-	-	-	-	-	4	31
SVK	Jan Železný TCH (CZE)	3	1	-	-	-	-	-	-	4	31
FRA	Alain Mimoun	1	3	-	-	-	-	-	-	4	29
TUN	Mohamed Gammoudi	1	2	1	-	-	-	-	-	4	28
TRI	Ato Boldon	-	1	3	-	-	-	1	-	4	27
AUS	Stan Rowley	1	-	3	-	-	-	-	-	4	26
BRA	Róbson da Silva	-	-	2	2	1	-	-	-	2	26
HUN	Gyula Zsivótzky	1	2	-	-	1	-	-	-	3	26
LTU	Virgilijus Alekna	2	-	1	-	1	-	-	-	3	26
ECU	Jefferson Pérez	1	1	-	2	-	-	-	-	2	25
NZL	Peter Snell	3	-	-	-	-	-	-	-	3	24
CUB	Alberto Juantorena	2	-	-	1	-	-	1	-	2	23
GER	Hanns Braun	-	2	1	-	-	1	-	-	3	23
JPN	Chuhei Nambu	1	-	1	1	1	-	-	-	2	23
MAR	Hicham El Guerrouj	2	1	-	-	-	-	-	-	3	23
LAT	Jānis Lūsis URS	1	1	1	-	-	-	-	1	3	22
MEX	Raúl González	1	1	-	-	1	1	-	-	2	22
NOR	Arne Halse	-	1	1	-	1	1	1	-	2	22
IRL	Con Leahy GBR	1	1+1=	-	-	-	-	-	-	3	21
RSA	Bevil Rudd	1	1	1	-	-	-	-	-	3	21
BAH	Chris Brown	-	1	-	2	-	1	-	-	1	20
ESP	José Marín	-	-	-	1	2	2	-	-	-	19
KAZ	Vladimir Muravyov URS	2	-	-	-	-	1	-	-	2	19
RUS	Aleksandr Aksinin URS	1	-	1	1	-	-	-	-	2	19
BAR	Obadele Thompson	-	-	1	2	-	-	1	-	1	18
BLR	Ivan Tikhon	-	1	1	1	-	-	-	-	2	18
EST	Jüri Tamm	-	-	2	-	1	-	-	-	2	16
BEL	Gaston Roelants	1	-	-	1	-	-	1	-	1	15
POR	Carlos Lopes	1	1	-	-	-	-	-	-	2	15
SUI	Werner Günthör	-	-	1	1	1	-	-	-	1	15
AZE	Yuriy Kononov URS	-	2	-	-	-	-	-	-	2	14
NGR	Olapade Adeniken	-	1	-	-	1	1	-	-	1	14
DEN	Wilson Kipketer	-	1	1	-	-	-	-	-	2	13
ERI	Zersenay Tadesse	-	-	1	-	1	-	1	-	1	12
NED	Martinus Osendarp	-	-	2	-	-	-	-	-	2	12
PAN	Lloyd LaBeach	-	-	2	-	-	-	-	-	2	12
TPE	Yang Chuan-Kwang	-	1	-	-	1	-	-	1	1	12
ARG	Delfo Cabrera	1	-	-	-	-	1	-	-	1	11
ISL	Vilhjálmur Einarsson	-	1	-	-	1	-	-	-	1	11
PHI	Simeon Toribio	-	-	1	1	-	-	-	-	1	11
ROU	Marian Oprea	-	1	-	-	1	-	-	-	1	11
SEN	Amadou Dia Bâ	-	1	-	-	1	-	-	-	1	11
SLO	Primož Kozmus	1	-	-	-	-	1	-	-	1	11
ALG	Noureddine Morceli	1	-	-	-	-	-	1	-	1	10
BUL	Petar Petrov	-	-	1	-	-	1	-	1	1	10
CHI	Manuel Plaza	-	1	-	-	-	1	-	-	1	10
BDI	Vénuste Niyongabo	1	-	-	-	-	-	-	-	1	8
CHN	Liu Xiang	1	-	-	-	-	-	-	-	1	8
DOM	Felix Sánchez	1	-	-	-	-	-	-	-	1	8

Best men by country continued		<u>Gold</u>	<u>Silver</u>	<u>Bronze</u>	<u>4</u>	<u>5</u>	<u>6</u>	<u>7</u>	<u>8</u>	<u>Medals</u>	<u>Points</u>
KGZ	Otto Barch URS	-	-	-	1	-	1	-	-	-	8
KOR	Hwang Yeong-Jo	1	-	-	-	-	-	-	-	1	8
LUX	Josy Barthel	1	-	-	-	-	-	-	-	1	8
PRK	Kitei Son JPN	1	-	-	-	-	-	-	-	1	8
SKN	Kim Collins	-	-	-	-	-	2	1	-	-	8
SUD	Ahmed Ismail	-	1	-	-	-	-	-	1	1	8
TJK	Andrey Abduvaliyev URS	1	-	-	-	-	-	-	-	1	8
UGA	John Akii-Bua	1	-	-	-	-	-	-	-	1	8
AUT	Hermann Wraschtil	-	-	-	-	1	1	-	-	-	7
BER	Brian Wellman	-	-	-	-	1	1	-	-	-	7
CIV	Gabriel Tiacoh	-	1	-	-	-	-	-	-	1	7
HAI	Silvio Cator	-	1	-	-	-	-	-	-	1	7
KSA	Hadi Al-Somaily	-	1	-	-	-	-	-	-	1	7
SRB	Ivan Gubijan YUG	-	1	-	-	-	-	-	-	1	7
SRI	Duncan White	-	1	-	-	-	-	-	-	1	7
TAN	Filbert Bayi	-	1	-	-	-	-	-	-	1	7
VEN	Lloyd Murad	-	-	-	-	1	1	-	-	-	7
ZAM	Samuel Matete	-	1	-	-	-	-	-	-	1	7
DJI	Ahmed Salah	-	-	1	-	-	-	-	-	1	6
QAT	Mohamed Suleiman	-	-	1	-	-	-	-	-	1	6
TUR	Ruhi Sarialp	-	-	1	-	-	-	-	-	1	6
AHO	Churandy Martina	-	-	-	1	-	-	-	-	-	5
GHA	Joshua Owusu	-	-	-	1	-	-	-	-	-	5
GRN	Alleyne Francique	-	-	-	1	-	-	-	-	-	5
IND	Milkha Singh	-	-	-	1	-	-	-	-	-	5
PUR	Rolando Cruz	-	-	-	1	-	-	-	-	-	5
ZIM	Brian Dzingai	-	-	-	1	-	-	-	-	-	5
ARM	Armen Martirosyan	-	-	-	-	1	-	-	-	-	4
BRN	Yousef Saad Kamel	-	-	-	-	1	-	-	-	-	4
ISR	Konstantin Matusevich	-	-	-	-	1	-	-	-	-	4
CRO	Zvonko Bezjak YUG	-	-	-	-	-	1	-	-	-	3
MRI	Stéphane Buckland	-	-	-	-	-	1	-	-	-	3
SOM	Abdi Bile	-	-	-	-	-	1	-	-	-	3
BOT	Glody Dube	-	-	-	-	-	-	1	-	-	2
UZB	Ramil Ganiyev	-	-	-	-	-	-	-	2	-	2
BIH	Dako Radošević YUG	-	-	-	-	-	-	-	1	-	1
MAD	Jean-Louis Ravelomanantsoa	-	-	-	-	-	-	-	1	-	1
OMA	Mohamed Al-Malki	-	-	-	-	-	-	-	1	-	1
RWA	Mathias Ntawulikura	-	-	-	-	-	-	-	1	-	1

WOMEN		<u>Gold</u>	<u>Silver</u>	<u>Bronze</u>	<u>4</u>	<u>5</u>	<u>6</u>	<u>7</u>	<u>8</u>	<u>Medals</u>	<u>Points</u>
JAM	Merlene Ottey	-	3	6	1	1	1	-	1	9	70
AUS	Shirley Strickland	3	1	3	1	1	-	-	-	7	58
POL	Irena Kirszenstein/Szewińska	3	2	2	-	-	-	-	-	7	50
USA	Gwen Torrence	3	1	1	1	1	1	-	-	5	49
GER	Renate Stecher	3	2	1	-	-	-	-	-	6	44
NED	Fanny Blankers-Koen	4	-	-	-	1+1=	-	-	-	4	39
RUS	Irina Privalova	1	1	2	2	-	-	-	-	4	37
BAH	Chandra Sturup	1	1	-	2	1	1	-	-	2	32
FRA	Marie-José Pérec	3	-	-	1	-	1	-	-	3	32
UKR	Olga Bryzgina URS	3	1	-	-	-	-	-	-	4	31
GBR	Kathy Smallwood/Cook	-	-	3	1	1	1	-	-	3	30
ETH	Derartu Tulu	2	-	1	1	-	-	-	-	3	27
MOZ	Maria Mutola	1	-	1	1	2	-	-	-	2	27
ITA	Sara Simeoni	1	2	-	-	-	1	-	-	3	25
BLR	Mariya Itkina URS	-	-	-	4	1	-	-	-	-	24
ROU	Lia Manoliu	1	-	2	-	-	1	-	-	3	23
CZE	Dana Ingrová/Záttopková TCH	1	1	-	1	-	-	1	-	2	22
NGR	Mary Onyali	-	-	2	-	1	-	3	-	2	22
NOR	Trine Solberg/Hattestad	1	-	1	-	2	-	-	-	2	22
BUL	Stefka Kostadinova	1	1	-	1	-	-	-	-	2	20
CAN	Fanny Rosenfeld	1	1	-	-	1	-	-	-	2	19
CUB	Yipsi Moreno	-	2	-	1	-	-	-	-	2	19
GEO	Nadezhda Khnykina URS	-	-	2	1	-	-	-	-	2	17
CMR	Françoise Mbango	2	-	-	-	-	-	-	-	2	16
CHN	Wang Junxia	1	1	-	-	-	-	-	-	2	15
IRL	Sonia O'Sullivan	-	1	-	1	-	1	-	-	1	15
TUR	Elvan Abeylegesse	-	2	-	-	-	-	-	1	2	15
GRE	Anastasia Kelesidou	-	2	-	-	-	-	-	-	2	14

Best women by country continued		<u>Gold</u>	<u>Silver</u>	<u>Bronze</u>	<u>4</u>	<u>5</u>	<u>6</u>	<u>7</u>	<u>8</u>	<u>Medals</u>	<u>Points</u>
KEN	Catherine Ndereba	-	2	-	-	-	-	-	-	2	14
MAR	Hasna Benhassi	-	1	1	-	-	-	-	1	2	14
NZL	Valerie Sloper	-	-	-	2	1	-	-	-	-	14
POR	Rosa Mota	1	-	1	-	-	-	-	-	2	14
RSA	Hestrie Storbeck/Cloete	-	2	-	-	-	-	-	-	2	14
AUT	Herma Bauma	1	-	-	1	-	-	-	-	1	13
BEL	Kim Gevaert	-	1	-	-	-	2	-	-	1	13
JPN	Yuko Arimori	-	1	1	-	-	-	-	-	2	13
ESP	María Vasco	-	-	1	-	1	-	1	-	1	12
FIN	Pirjo Wilmi	-	-	-	1	-	1	2	-	-	12
HUN	Márta Rudas	-	1	-	1	-	-	-	-	1	12
LTU	Birutė Zalogaitytė/Kalėdienė URS	-	-	1	1	-	-	-	-	1	11
MEX	Ana Guevara	-	1	-	-	1	-	-	-	1	11
DEN	Lily Kelsby	-	-	1	-	1	-	-	-	1	10
SUD	Yamilé Aldama	-	-	-	1	1	-	-	-	-	9
ALG	Nouria Mérah-Benida	1	-	-	-	-	-	-	-	1	8
BRA	Maurren Maggi	1	-	-	-	-	-	-	-	1	8
KAZ	Olga Shishigina	1	-	-	-	-	-	-	-	1	8
KGZ	Tatyana Kolpakova URS	1	-	-	-	-	-	-	-	1	8
LAT	Inese Jaunzeme URS	1	-	-	-	-	-	-	-	1	8
SVK	Mária Faithová TCH	-	-	-	1	-	1	-	-	-	8
SWE	Ludmila Engquist	1	-	-	-	-	-	-	-	1	8
SYR	Ghada Shouaa	1	-	-	-	-	-	-	-	1	8
TPE	Chi Cheng	-	-	1	-	-	-	1	-	1	8
ARG	Noëmi de Portela	-	1	-	-	-	-	-	-	1	7
CHI	Marlene Ahrens	-	1	-	-	-	-	-	-	1	7
CRO	Blanka Vlašić	-	1	-	-	-	-	-	-	1	7
IND	P. T. Usha	-	-	-	1	-	-	1	-	-	7
SLO	Brigita Bukovec	-	1	-	-	-	-	-	-	1	7
SRI	Susanthika Jayasinghe	-	1	-	-	-	-	-	-	1	7
COL	Ximena Restrepo	-	-	1	-	-	-	-	-	1	6
ISL	Vala Flosadóttir	-	-	1	-	-	-	-	-	1	6
GHA	Alice Annum	-	-	-	-	-	1	1	-	-	5
BRN	Maryam Jamal	-	-	-	-	1	-	-	-	-	4
SLE	Eunice Barber	-	-	-	-	1	-	-	-	-	4
SRB	Marija Radosavljević YUG	-	-	-	-	-	-	2	-	-	4
SUI	Cornelia Bürki	-	-	-	-	1	-	-	-	-	4
EST	Laine Erik URS	-	-	-	-	-	1	-	-	-	3
ISR	Esther Rot	-	-	-	-	-	1	-	-	-	3
PRK	Mun Gyong-Ae	-	-	-	-	-	1	-	-	-	3
UZB	Tatyana Biryulina URS	-	-	-	-	-	1	-	-	-	3
LUX	Danièle Kaber	-	-	-	-	-	-	1	-	-	2
TRI	Janice Bernard	-	-	-	-	-	-	1	-	-	2
BOT	Amantle Montsho	-	-	-	-	-	-	-	1	-	1
CAY	Cydonie Mothersill	-	-	-	-	-	-	-	1	-	1
KOR	Kim Hee-Sun	-	-	-	-	-	-	-	1=	-	0.5



YOUNGEST & OLDEST

These lists show the youngest and oldest gold medallists (G), medallists (M), finalists (F) and competitors (C) in each Olympic event. In some cases where the full birthdate is not known, shown is the oldest possible or youngest possible age in the youngest and oldest categories respectively.

OVERALL YOUNGESTS & OLDESTS

EVENT	AGE	ATHLETE	COUNTRY	DATE
Youngest men				
Decathlon	G 17 263	Bob Mathias	USA	6 Aug 1948
Standing HJ	M 17 146	Joseph Stadler	USA	31 Aug 1904
Long Jump	F 16 97	Aléxandros Halkokondilis	URU	7 Apr 1896
800 Metres	C 13 225	Vahran Papazyan	TUR	25 Apr 1906
Oldest Men				
56lb Throw	G 42 26	Pat McDonald	USA	21 Aug 1920
50km Walk	M 48 120	Tebbs Lloyd-Johnson	GBR	5 Aug 1948
50km Walk	F 48 120	Tebbs Lloyd-Johnson	GBR	5 Aug 1948
Marathon	C 52 199	Percival Wyer	CAN	9 Aug 1936
Youngest Women				
4x100m Relay	G 15 123	Barbara Jones	USA	27 Jul 1952
4x100m Relay	M 15 123	Barbara Jones	USA	27 Jul 1952
4x100m Relay	F 15 63	Debbie Wells	AUS	31 Jul 1976
800 Metres	C 13 3	Celestine Ndrin	CIV	23 Jul 1976
Further individuals:				
High Jump	G 16 123	Ulrike Meyfarth	FRG	4 Sep 1972
High Jump	M 16 123	Ulrike Meyfarth	FRG	4 Sep 1972
800 Metres	F 15 175	Gertruda Kilos	POL	2 Aug 1928
Oldest Women				
Discus Throw	G 39 316	Ellina Zvereva	BLR	27 Sep 2000
4x100m Relay	M 40 143	Merlene Ottey	JAM	30 Sep 2000
4x100m Relay	F 40 143	Merlene Ottey	JAM	30 Sep 2000
Marathon	C 48 234	Lourdes Klitzkie	GUM	23 Sep 1988
Further individual:				
Discus Throw	F 40 138	Lia Manoliu	ROU	10 Sep 1972

EVENT BY EVENT, with record holders shown in bold

EVENT	AGE	YOUNGEST	COUNTRY	DATE	AGE	OLDEST	COUNTRY	DATE
Men								
100 Metres	G 19 128	Reggie Walker	RSA	22 Jul 1908	32 121	Linford Christie	GBR	1 Aug 1992
	M 18 234	Donald Lippincott	USA	7 Jul 1912	32 121	Linford Christie	GBR	1 Aug 1992
	F 16 100	Aléxandros Halkokondilis	GRE	10 Apr 1896	36 116	Linford Christie	GBR	27 Jul 1996
	C 16 55	Angelos Lambrou	GRE	29 Jul 1928	38 229	Stefan Burkart	SUI	25 Jul 1996
200 Metres	G 20 74	Percy Williams	CAN	1 Aug 1928	28 323	Michael Johnson	USA	1 Aug 1996
	M 17 287	Dwayne Evans	USA	26 Jul 1976	30 219	Shawn Crawford	USA	20 Aug 2008
	F 17 270	Ade Mafe	GBR	8 Aug 1984	36 329	Frankie Fredericks	NAM	26 Aug 2004
	C 16 57	Angelos Lambrou	GRE	31 Jul 1928	36 353	Harouna Pale	BUR	3 Aug 1992
400 Metres	G 19 135	Steve Lewis	USA	28 Sep 1988	33 12	Michael Johnson	USA	25 Sep 2000
	M 19 135	Steve Lewis	USA	28 Sep 1988	33 12	Michael Johnson	USA	25 Sep 2000
	F 18 337	Darren Clark	AUS	8 Aug 1984	33 12	Michael Johnson	USA	25 Sep 2000
	C 14 226	Dawda Jallow	GAM	4 Aug 1984	37 222	Joseph Rodan	FIJ	24 Sep 1988
800 Metres	G 20 237	Ted Meredith	USA	8 Jul 1912	31 146	Albert Hill	GBR	17 Aug 1920
	M 20 25	Earl Jones	USA	6 Aug 1984	32 58	Arthur Wint	JAM	22 Jul 1952
	F 17 310	Adriaan Paulen	NED	17 Aug 1920	36 42	Johnny Gray	USA	31 Jul 1996
	C 13 225	Vahran Papazyan	TUR	25 Apr 1906	36 42	Johnny Gray	USA	31 Jul 1996
1500 Metres	G 19 50	Asbel Kiprop	KEN	19 Aug 2008	31 148	Albert Hill	GBR	19 Aug 1920
	M 19 50	Asbel Kiprop	KEN	19 Aug 2008	32 237	Kip Keino	KEN	10 Sep 1972
	F 18 97	Angelos Fetsis	GRE	7 Apr 1896	34 270	Joseph Chesire	KEN	8 Aug 1992
	C 13 227	Vahram Papazyan	TUR	27 Apr 1906	38 323	Vyacheslav Shabunin	RUS	15 Aug 2008

EVENT	AGE	YOUNGEST	COUNTRY DATE	AGE	OLDEST	COUNTRY DATE
5000 Metres	G 20 321	Joseph Guillemot	FRA 17 Aug 1920	36 78	Miruts Yifter	ETH 1 Aug 1980
	M 19 237	Fita Bayissa	ETH 8 Aug 1992	36 78	Miruts Yifter	ETH 1 Aug 1980
	F 18 335	Abreham Cherkos	FRA 23 Aug 2008	36 127	Mamo Wolde	ETH 17 Oct 1968
	C 15 293	Anwar Al-Harazi	YAR 28 Sep 1988	41 50	Nikifor Popov	URS 22 Jul 1952
10,000 Metres	G 21 42	Brahim Boutayeb	MAR 26 Sep 1988	36 73	Miruts Yifter	ETH 27 Jul 1980
	M 20 161	Richard Chelimo	KEN 3 Aug 1992	36 123	Mamo Wolde	ETH 13 Oct 1968
	F 17 330	Marko Hwahu	TAN 29 Jul 1996	36 203	Valter Nyström	SWE 20 Jul 1952
	C 17 327	Marko Hwahu	TAN 26 Jul 1996	44 187	Anton Zvetanov	BUL 6 Jul 1924
Marathon	G 20 321	Juan Carlos Zabala	ARG 7 Aug 1932	37 176	Carlos Lopes	POR 12 Aug 1984
	M 19 100	Harilaos Vasilakos	GRE 10 Apr 1896	40 90	Mamo Wolde	ETH 10 Sep 1972
	F 17 169	Arthur Newton	USA 19 Jul 1900	41 235	Eusebio Guíñez	ARG 7 Aug 1948
	C 17 1	Carlo Speroni	ITA 14 Jul 1912	52 199	Percival Wyer	CAN 9 Aug 1936
3000mSC	G 20 33	Matthew Birir	KEN 7 Aug 1992	32 231	Kip Keino	KEN 4 Sep 1972
	M 19 24	Brimin Kipruto	KEN 24 Aug 2004	32 231	Kip Keino	KEN 4 Sep 1972
	F 19 24	Brimin Kipruto	KEN 24 Aug 2004	35 105	Simon Vroemen	NED 24 Aug 2004
	C 18 127	Abdullah Al-Akbary	OMA 6 Aug 1984	41 359	Leonard Richardson	RSA 7 Jul 1924
110m Hurdles	G 20 304	Fred Kelly	USA 12 Jul 1912	30 237	Mark McKoy	CAN 3 Aug 1992
	M 17 344	Frederick Moloney	USA 14 Jul 1900	33 50	Willie Davenport	USA 28 Jul 1976
	F 17 344	Frederick Moloney	USA 14 Jul 1900	33 220	Colin Jackson	GBR 25 Sep 2000
	C 17 201	Károly Solymár	HUN 11 Jun 1912	39 68	Don Finlay	GBR 3 Aug 1948
400m Hurdles	G 20 329	Edwin Moses	USA 25 Jul 1976	29 233	Angelo Taylor	USA 18 Aug 2008
	M 18 325	Eddie Southern	USA 24 Nov 1956	33 356	Jimmy Tremeer	GBR 22 Jul 1908
	F 18 325	Eddie Southern	USA 24 Nov 1956	36 65	Danny McFarlane	FRA 18 Aug 2008
	C 17 214	Abdullah Sabt	UAE 3 Aug 1992	38 85	Luigi Facelli	ITA 3 Aug 1936
High Jump	G 19 214	Jacek Wszola	POL 31 Jul 1976	28 222	Charles Austin	USA 28 Jul 1996
	M 18 140	Valeriy Brumel	URS 1 Sep 1960	32 347	Javier Sotomayor	CUB 24 Sep 2000
	F 17 26	Sorin Matei	ROU 1 Aug 1980	33 283	Wolf Boneder	GER 29 Jul 1928
	C 16 316	Mutale Mulenga	ZAM 10 Aug 1984	37 158	Dragutin Topić	SRB 17 Aug 2008
Pole Vault	G 17 360	Lee Barnes	USA 10 Jul 1924	31 347	Tim Mack	USA 27 Aug 2004
	M 17 360	Lee Barnes	USA 10 Jul 1924	36 160	Charles Jacobs	USA 24 Jul 1908
	F 17 341	Yorgos Banikas	GRE 25 Apr 1906	36 338	Erling Kaas	NOR 22 Jul 1952
	C 16 329	Renato Dionisi	ITA 15 Oct 1964	40 330	Jeff Hartwig	USA 20 Aug 2008
Long Jump	G 19 17	Randy Williams	USA 9 Sep 1972	35 28	Carl Lewis	USA 29 Jul 1996
	M 19 17	Randy Williams	USA 9 Sep 1972	35 28	Carl Lewis	USA 29 Jul 1996
	F 16 97	Aléxandros Halkokondilis	GRE 7Apr 1896	35 28	Carl Lewis	USA 29 Jul 1996
	C 16 97	Aléxandros Halkokondilis	GRE 7Apr 1896	40 148	James Connolly	USA 25 Apr 1906
Triple Jump	G 20 225	Gustaf Lindblom	SWE 15 Jul 1912	34 138	Jonathan Edwards	GBR 25 Sep 2000
	M 19 96	Ioannis Persakis	GRE 6 Apr 1896	34 296	Viktor Saneyev	URS 25 Jul 1980
	F 17 349	Rolland Romero	USA 4 Aug 1932	34 296	Viktor Saneyev	URS 25 Jul 1980
	C 17 119	Nikólaos Andreadakis	GRE 30 Apr 1906	40 153	James Connolly	USA 30 Apr 1906
Shot Put	G 20 167	Ralph Rose	USA 31 Aug 1904	33 350	Pat McDonald	USA 10 Jul 1912
	M 19 97	Miltiadis Gouskos	GRE 7 Apr 1896	37 59	Denis Horgan	GBR 16 Jul 1908
	F 18 269	Dimitri Zaitz	USA 2 Aug 1936	42 23	Pat McDonald	USA 18 Aug 1920
	C 18 179	Elmer Niklander	FIN 16 Jul 1908	43 77	Gudmundur Hermannsson	ISL 13 Oct 1968
Discus Throw	G 20 69	Al Oerter	USA 27 Nov 1956	35 240	Ludvik Danek	TCH 2 Sep 1972
	M 20 57	Richard Byrd	USA 12 Jul 1912	37 46	John Powell	USA 10 Aug 1984
	F 18 9	Mihalis Dorizas	GRE 25 Apr 1906	43 246	Adolfo Consolini	ITA 7 Sep 1960
	C 17 244	Folke Fleetwood	SWE 16 Jul 1908	46 110	František Janda-Suk	TCH 13 Jul 1924
Hammer Throw	G 20 161	József Csermák	HUN 24 Jul 1952	40 168	John Flanagan	USA 14 Jul 1908
	M 19 187	Uwe Beyer	GER 18 Oct 1964	46 205	Matt McGrath	USA 10 Jul 1924
	F 19 101	Karl Staaf	SWE 16 Jul 1900	46 205	Matt McGrath	USA 10 Jul 1924
	C 19 94	Harald Agger	DEN 14 Jul 1908	46 205	Matt McGrath	USA 10 Jul 1924
Javelin Throw	G 20 34	Erik Lundqvist	SWE 2 Aug 1928	34 99	Jan Železný	CZE 23 Sep 2000
	M 20 34	Erik Lundqvist	SWE 2 Aug 1928	37 332	József Várszegi	HUN 4 Aug 1948
	F 17 212	Terje Pedersen	NOR 8 Sep 1960	38 73	Jan Železný	CZE 28 Aug 1904
	C 17 211	Terje Pedersen	NOR 7 Sep 1960	41 320	József Várszegi	HUN 23 Jul 1952
Decathlon	G 17 263	Bob Mathias	USA 6 Aug 1948	30 102	Helge Løvland	NOR 21 Aug 1920
	M 17 263	Bob Mathias	USA 6 Aug 1948	30 166	Chris Huffins	USA 28 Sep 2000
	F 17 263	Bob Mathias	USA 6 Aug 1948	34 60	Erki Nool	EST 24 Aug 2004
	C 17 193	Stylianos Bernardis	GRE 12 Jul 1924	35 310	Witold Gierutto	POL 6 Aug 1948
20km Walk	G 22 25	Jefferson Pérez	ECU 26 Jul 1996	33 110	Peter Frenkel	GDR 31 Aug 1972
	M 21 253	Noel Freeman	AUS 2 Sep 1960	37 71	Peter Frenkel	GDR 23 Jul 1976
	F 19 0	Wang Hao	CHN 16 Aug 2008	40 359	John Ljunggren	SWE 2 Sep 1960
	C 16 265	Francisco Vargas	COL 3 Aug 1984	47 88	Alex Oakley	CAN 23 Jul 1976
50km Walk	G 23 240	Alex Schwazer	ITA 22 Aug 2008	38 126	Tommy Green	GBR 3 Aug 1932
	M 23 240	Alex Schwazer	ITA 22 Aug 2008	48 120	Tebbs Lloyd-Johnson	GBR 5 Aug 1948
	F 22 114	Peter Selzer	GDR 17 Oct 1968	48 120	Tebbs Lloyd-Johnson	GBR 5 Aug 1948
	C 19 217	Karl-Heinz Stadtmüller	GDR 3 Sep 1972	49 74	John Deni	USA 21 Jul 1952

EVENT	AGE	YOUNGEST	COUNTRY DATE	AGE	OLDEST	COUNTRY DATE
4x100m Relay	G 18 118	Johnny Jones	USA 31 Jul 1976	32 21	Jon Drummond	USA 30 Sep 2000
	M 18 77	Émile Ali-Khan	FRA 22 Aug 1920	36 62	Nobuhara Asahara	JPN 22 Aug 2008
	F 18 77	Émile Ali-Khan	FRA 22 Aug 1920	36 62	Nobuhara Asahara	JPN 22 Aug 2008
	C 14 232	Dawda Jallow	GAM 10 Aug 1984	41 271	Troy Douglas	NED 27 Aug 2004
4x400m Relay	G 19 100	Edgar Ablowich	USA 7 Aug 1932	32 63	Arthur Wint	JAM 27 Jul 1952
	M 18 131	Enefiok Udo-Obong	NGR 30 Sep 2000	33 254	Kriss Akabusi	GBR 8 Aug 1992
	F 17 63	Francis Galtier	FRA 13 Jul 1924	34 89	Luigi Facelli	ITA 7 Aug 1932
	C 16 165	Hassan Masallah	KSA 30 Jul 1976	39 225	Luis Soriano	DOM 19 Oct 1968
Women						
100 Metres	G 16 343	Betty Robinson	USA 31 Jul 1928	30 98	Fanny Blankers-Koen	NED 2 Aug 1948
	M 16 343	Betty Robinson	USA 31 Jul 1928	40 136	Merlene Ottey	JAM 23 Sep 2000
	F 16 343	Betty Robinson	USA 31 Jul 1928	40 136	Merlene Ottey	JAM 23 Sep 2000
	C 14 261	Katura Marae	VAN 20 Aug 2004	44 103	Merlene Ottey	SLO 21 Aug 2004
200 Metres	G 18 224	Betty Cuthbert	AUS 30 Nov 1956	34 81	Pauline Davis	BAH 28 Sep 2000
	M 17 116	Raelene Boyle	AUS 18 Oct 1968	36 83	Merlene Ottey	JAM 1 Aug 1996
	F 17 116	Raelene Boyle	AUS 18 Oct 1968	36 83	Merlene Ottey	JAM 1 Aug 1996
	C 15 58	Debbie Wells	AUS 26 Jul 1976	44 106	Merlene Ottey	SLO 24 Aug 2004
400 Metres	G 19 344	Monika Zehrt	GDR 7 Sep 1972	30 66	Irena Szewińska	POL 29 Jul 1976
	M 18 152	Christina Brehmer	GDR 29 Jul 1976	30 66	Irena Szewińska	POL 29 Jul 1976
	F 16 165	Linsey Macdonald	GBR 28 Jul 1980	32 257	Mariya Itkina	URS 17 Oct 1964
	C 13 5	Celestine Ndrin	CIV 25 Jul 1976	36 246	Norfalia Carabalí	ESP 23 Sep 2000
800 Metres	G 18 257	Pamela Jelimo	KEN 18 Aug 2008	34 126	Kelly Holmes	GBR 23 Aug 2004
	M 18 257	Pamela Jelimo	KEN 18 Aug 2008	34 126	Kelly Holmes	GBR 23 Aug 2004
	F 15 175	Gertruda Kilos	POL 2 Aug 1928	37 354	Jearl Miles Clark	USA 23 Aug 2004
	C 13 3	Celestine Ndrin	CIV 23 Jul 1976	39 321	Letitia Vriesde	SUR 21 Aug 2004
1500 Metres	G 24 29	Hassiba Boulmerka	ALG 8 Aug 1992	34 131	Kelly Holmes	GBR 28 Aug 2004
	M 19 227	Qu Yunxia	CHN 8 Aug 1992	35 188	Violeta Szekely	ROU 30 Sep 2000
	F 19 33	Gabriella Dorio	ITA 30 Jul 1976	40 58	Yekaterina Podkopayeva	EUN 8 Aug 1992
	C 15 266	Marcellina Emmanuel	TAN 30 Jul 1980	40 58	Yekaterina Podkopayeva	EUN 8 Aug 1992
3000 Metres	G 27 44	Tatyana Samolenko	URS 25 Sep 1988	34 12	Maricica Puică	ROU 10 Aug 1984
	M 23 357	Yvonne Murray	GBR 25 Sep 1988	34 12	Maricica Puică	ROU 10 Aug 1984
	F 18 76	Zola Budd	GBR 10 Aug 1984	35 358	Cornelia Bürki	SUI 25 Sep 1988
	C 15 335	Helen Kimaiyo	KEN 8 Aug 1984	38 56	Maricica Puică	ROU 23 Sep 1988
5000 Metres	G 20 278	Meseret Defar	ETH 23 Aug 2004	24 316	Gabriela Szabo	ROU 25 Sep 2000
	M 18 327	Tirunesh Dibaba	ETH 23 Aug 2004	31 69	Roberta Brunet	ITA 28 Jul 1996
	F 17 46	Ayelech Worku	ETH 28 Jul 1996	37 141	Edith Masai	KEN 23 Aug 2004
	C 15 278	Francine Niyonizigiye	BDI 2 Aug 2004	37 141	Edith Masai	KEN 23 Aug 2004
10,000 Metres	G 20 139	Derartu Tulu	ETH 7 Aug 1992	28 193	Derartu Tulu	ETH 30 Sep 2000
	M 20 139	Derartu Tulu	ETH 7 Aug 1992	32 159	Derartu Tulu	ETH 27 Aug 2004
	F 17 106	Alice Timbilil	KEN 30 Sep 2000	38 142	Susan Hobson	AUS 2 Aug 1996
	C 15 82	Lydia Cheromei	KEN 1 Aug 1992	38 154	Helena Javornik	SLO 27 Aug 2004
Marathon	G 22 223	Fatuma Roba	ETH 28 Jul 1996	38 207	Constantina Tomescu-Dita	ROU 17 Aug 2008
	M 22 223	Fatuma Roba	ETH 28 Jul 1996	38 207	Constantina Tomescu-Dita	ROU 17 Aug 2008
	F 22 223	Fatuma Roba	ETH 28 Jul 1996	39 257	Cilla Welch	GBR 5 Aug 1984
	C 16 266	Menuka Ravat	NEP 23 Sep 1988	48 234	Lourdes Klitzkie	GUM 23 Sep 1988
3000mSC	G 30 39	Gulnara Samitova-Galkina	RUS 17 Aug 2008	30 39	Gulnara Samitova-Galkina	RUS 17 Aug 2008
	M 26 182	Eunice Jepkorir	KEN 17 Aug 2008	30 183	Yekaterina Volkova	RUS 17 Aug 2008
	F 20 228	Ruth Nyangau	KEN 17 Aug 2008	32 288	Marta Domínguez	ESP 17 Aug 2008
	C 18 291	Veronica Wanjiru	KEN 15 Aug 2008	35 260	Minori Hayakari	JPN 15 Aug 2008
80/100m Hurdles	G 17 19	Maureen Caird	AUS 18 Oct 1968	32 101	Lyudmila Engquist	SWE 31 Jul 1996
	M 17 19	Maureen Caird	AUS 18 Oct 1968	34 95	Karin Balzer	GDR 8 Sep 1972
	F 17 19	Maureen Caird	AUS 18 Oct 1968	34 95	Karin Balzer	GDR 8 Sep 1972
	C 16 163	Betty Taylor	CAN 3 Aug 1932	39 74	Nadezhda Bodrova	UKR 25 Sep 2000
400m Hurdles	G 22 115	Nawal El Moutawakel	MAR 8 Aug 1984	31 310	Irina Privalova	RUS 27 Sep 2000
	M 22 115	Nawal El Moutawakel	MAR 8 Aug 1984	34 319	Tatyana Tereshchuk-Antipova	UKR 25 Aug 2004
	F 20 80	P. T. Usha	IND 8 Aug 1984	34 319	Tatyana Tereshchuk-Antipova	UKR 25 Aug 2004
	C 17 320	Jana Pittman	AUS 24 Sep 2000	35 323	Natalya Alimzhanova	KAZ 22 Aug 2004
High Jump	G 16 123	Ulrike Meyfarth	FRG 4 Sep 1972	31 131	Stefka Kostadinova	BUL 3 Aug 1996
	M 16 123	Ulrike Meyfarth	FRG 4 Sep 1972	31 131	Stefka Kostadinova	BUL 3 Aug 1996
	F 16 57	Julie White	CAN 28 Jul 1976	37 62	Inga Babakova	UKR 28 Aug 2004
	C 15 72	Cindy Gilbert	USA 3 Sep 1972	37 242	Romary Rifka	MEX 21 Aug 2008
Pole Vault	G 22 82	Yelena Isinbaeva	RUS 24 Aug 2004	29 184	Stacy Dragila	USA 25 Sep 2000
	M 22 82	Yelena Isinbaeva	RUS 24 Aug 2004	29 184	Stacy Dragila	USA 25 Sep 2000
	F 18 160	Silke Spiegelburg	GER 24 Aug 2004	31 250	Anzhela Balakhonova	UKR 24 Aug 2004
	C 18 112	Yelena Isinbaeva	RUS 23 Sep 2000	35 64	Alejandra García	ARG 16 Aug 2008
Long Jump	G 20 287	Tatyana Kolpakova	URS 31 Jul 1980	35 288	Heike Drechsler	GER 29 Sep 2000
	M 16 332	Willye White	USA 27 Nov 1956	35 288	Heike Drechsler	GER 29 Sep 2000
	F 16 103	Beverly Weigel	NZL 27 Nov 1956	35 288	Heike Drechsler	GER 29 Sep 2000
	C 15 360	Alice Annum	GHA 14 Oct 1964	38 357	Valentina Gotovska	LAT 25 Aug 2004

EVENT	AGE	YOUNGEST	COUNTRY DATE	AGE	OLDEST	COUNTRY DATE
Triple Jump	G 23 19	Tereza Marinova	BUL 24 Sep 2000	32 125	Françoise Mbango	CMR 17 Aug 2008
	M 23 19	Tereza Marinova	BUL 24 Sep 2000	32 228	Chrisopiýi Devetzi	GRE 17 Aug 2008
	F 20 88	Kaire Leibak	EST 17Aug 2008	32 286	Trecia Smith	JAM 17Aug 2008
	C 20 49	Viktoriya Brigadnaya	TKM 22 Sep 2000	36 66	Olga Bolshova	MDA 21 Aug 2004
Shot Put	G 21 186	Galina Zybina	URS 26 Jul 1952	34 255	Ivanka Khristova	BUL 31 Jul 1976
	M 21 186	Galina Zybina	URS 26 Jul 1952	36 212	Larisa Peleshenko	RUS 28 Sep 2000
	F 17 352	Nada Kotlusek	YUG 26 Jul 1952	39 257	Antonina Ivanova	URS 7 Sep 1972
	C 17 131	Maren Seidler	USA 20 Oct 1968	42 226	Judy Oakes	GBR 27 Sep 2000
Discus Throw	G 20 123	Evelin Schlaak	GDR 29 Jul 1976	39 316	Ellina Zvereva	BLR 27 Sep 2000
	M 20 100	Ruth Osburn	USA 2 Aug 1932	39 316	Ellina Zvereva	BLR 27 Sep 2000
	F 16 103	Ko Nakamura	JPN 4 Aug 1936	47 276	Ellina Zvereva	BLR 18 Aug 2008
	C 15 272	Mariana Canillas	PAR 25 Sep 2000	47 276	Ellina Zvereva	BLR 18 Aug 2008
Hammer Throw	G 17 330	Kamila Skolimowska	POL 29 Sep 2000	33 326	Olga Kuzenkova	RUS 25 Aug 2004
	M 17 330	Kamila Skolimowska	POL 29 Sep 2000	33 326	Olga Kuzenkova	RUS 25 Aug 2004
	F 17 248	Ivana Brkljačić	CRO 29 Sep 2000	33 326	Olga Kuzenkova	RUS 25 Aug 2004
	C 17 111	Galina Mityayeva	TJK 18 Aug 2008	39 251	Elena Teloni	CYP 23 Aug 2004
Javelin Throw	G 17 86	Mihaela Penes	ROU 16 Oct 1964	34 165	Trine Hattestad	NOR 30 Sep 2000
	M 17 86	Mihaela Penes	ROU 16 Oct 1964	37 348	Dana Zátopková	TCH 1 Sep 1960
	F 15 202	Marjorie Larney	USA 24 Jul 1952	40 327	Felicia Moldovan	ROU 21 Aug 2008
	C 15 202	Marjorie Larney	USA 24 Jul 1952	43 64	Laverne Eve	BAH 19 Aug 2008
Pen/Heptathlon	G 21 200	Carolina Klüft	SWE 20 Aug 2004	33 59	Mary Peters	GBR 3 Sep 1972
	M 20 200	Tatyana Chernova	RUS 16 Aug 2008	33 59	Mary Peters	GBR 3 Sep 1972
	F 18 57	Marion Bornholdt	FRG 16 Oct 1968	35 97	Sabine Braun	GER 24 Sep 2000
	C 15 284	Cathy Hamblin	GBR 16 Oct 1968	35 169	Cindy Greiner	USA 2 Aug 1992
10km/10,000m Walk	G 24 124	Chen Yueling	CHN 3 Aug 1992	30 179	Yelena Nikolayeva	RUS 29 Jul 1996
	M 22 356	Li Chunxiu	CHN 3 Aug 1992	30 179	Yelena Nikolayeva	RUS 29 Jul 1996
	F 21 190	Cui Yingzi	CHN 3 Aug 1992	30 179	Yelena Nikolayeva	RUS 29 Jul 1996
	C 17 2	Miki Itakura	JPN 3 Aug 1992	37 57	Victoria Herazo	USA 29 Jul 1996
20km Walk	G 22 234	Athanasía Tsoumeléka	GRE 23 Aug 2004	24 82	Wang Liping	CHN 28 Sep 2000
	M 22 234	Athanasía Tsoumeléka	GRE 23 Aug 2004	36 216	Kjersti Plätzer	NOR 21 Aug 2008
	F 21 101	Liu Hong	CHN 21 Aug 2008	39 118	Kerry Saxby-Junna	AUS 28 Sep 2000
	C 16 91	Fumilay Fonseca	STP 23 Aug 2004	44 155	Joanne Dow	USA 21 Aug 2008
4x100m Relay	G 15 123	Barbara Jones	USA 27 Jul 1952	35 115	Evelyn Ashford	USA 8 Aug 1992
	M 15 123	Barbara Jones	USA 27 Jul 1952	40 143	Merlene Ottey	JAM 30 Sep 2000
	F 15 63	Debbie Wells	AUS 31 Jul 1976	40 143	Merlene Ottey	JAM 30 Sep 2000
	C 15 30	Mapotlaki Tsehlo	LES 2 Aug 1996	40 143	Merlene Ottey	JAM 30 Sep 2000
4x400m Relay	G 18 154	Christina Brehmer	GDR 31 Jul 1976	34 26	Jearl Miles Clark	USA 30 Sep 2000
	M 16 169	Linsey Macdonald	GBR 1 Aug 1980	35 296	Sandie Richards	JAM 28 Aug 2004
	F 16 8	Andrea Thomas	JAM 11 Aug 1984	35 296	Sandie Richards	JAM 28 Aug 2004
	C 14 173	Heather Gooding	BAR 9 Sep 1972	36 270	Rosa Kutty	IND 29 Sep 2000

Men, discontinued events

60 Metres	G 23 214	Alvin Kraenzlein	USA 15 Jul 1900	23 350	Archie Hahn	USA 29 Aug 1904
	M 19 308	William Hogenson	USA 29 Aug 1904	28 144	Fay Moulton	USA 1 Sep 1904
	F 17 216	Edmund Minahan	USA 14 Jul 1900	28 144	Fay Moulton	USA 1 Sep 1904
	C 17 216	Edmund Minahan	USA 14 Jul 1900	28 144	Fay Moulton	USA 1 Sep 1904
3000m Team	G 20 20	Abel Kiviat	USA 13 Jul 1912	30 332	Sameli Tala	FIN 13 Jul 1924
	M 20 20	Abel Kiviat	USA 13 Jul 1912	31 151	Albert Hill	GBR 22 Aug 1920
	F 19 22	Jean Keller	FRA 13 Jul 1924	31 151	Albert Hill	GBR 22 Aug 1920
	C 17 145	Stig Reuterswärd	SWE 11 Jul 1924	31 151	Albert Hill	GBR 22 Aug 1920
3 Miles Team	G 21 199	Norman Hallows	GBR 15 Jul 1908	29 160	Joe Deakin	GBR 15 Jul 1908
	M 19 207	Jean Bouin	FRA 15 Jul 1908	31 239	Louis de Fleurac	FRA 15 Jul 1908
	F 19 207	Jean Bouin	FRA 15 Jul 1908	31 239	Louis de Fleurac	FRA 15 Jul 1908
	C 18 284	Alexandre Fayollat	FRA 14 Jul 1908	31 239	Louis de Fleurac	FRA 15 Jul 1908
5000m Team	G 22 80	Jack Rimmer	GBR 16 Jul 1900	29 200	Charles Bennett	GBR 16 Jul 1900
	M 18 279	Gaston Ragueneau	FRA 16 Jul 1900	29 200	Charles Bennett	GBR 16 Jul 1900
	F 18 279	Gaston Ragueneau	FRA 16 Jul 1900	29 200	Charles Bennett	GBR 16 Jul 1900
	C 18 279	Gaston Ragueneau	FRA 16 Jul 1900	29 200	Charles Bennett	GBR 16 Jul 1900
4 Miles Team	G 19 304	George Underwood	USA 3 Sep 1904	25 247	Albert Corey	FRA 3 Sep 1904
	M 19 200	Sidney Hatch	USA 3 Sep 1904	25 247	Albert Corey	FRA 3 Sep 1904
	F 19 200	Sidney Hatch	USA 3 Sep 1904	25 247	Albert Corey	FRA 3 Sep 1904
	C 19 200	Sidney Hatch	USA 3 Sep 1904	25 247	Albert Corey	FRA 3 Sep 1904
Five Miles	G 23 300	Henry Hawtrey	GBR 25 Apr 1906	25 169	Emil Voigt	GBR 18 Jul 1908
	M 19 265	Edward Dahl	SWE 25 Apr 1906	27 78	John Svanberg	SWE 18 Jul 1908
	F 19 265	Edward Dahl	SWE 25 Apr 1906	30 175	Charles Hefferon	RSA 18 Jul 1908
	C 18 294	John Tait	CAN 15 Jul 1908	30 175	Charles Hefferon	RSA 18 Jul 1908
Cross Country	G 22 219	Hannes Kolehmainen	FIN 15 Jul 1912	27 29	Paavo Nurmi	FIN 12 Jul 1924
	M 22 219	Hannes Kolehmainen	FIN 15 Jul 1912	33 124	Earle Johnson	USA 12 Jul 1924
	F 21 183	Ville Kyrönen	FIN 15 Jul 1912	33 124	Earle Johnson	USA 12 Jul 1924
	C 18 332	Fritz Danild	DEN 15 Jul 1912	41 364	Leonard Richardson	RSA 12 Jul 1924

EVENT		AGE	YOUNGEST	COUNTRY	DATE	AGE	OLDEST	COUNTRY	DATE		
Cross Country Team	G	21	76	Henrik Nordström	SWE	15 Jul 1912	32	292	Teodor Koskenniemi	FIN	23 Aug 1920
	M	19	136	Lucien Dolquès	FRA	12 Jul 1924	33	209	Christopher Vose	GBR	23 Aug 1920
	F	18	332	Fritz Danild	DEN	15 Jul 1912	33	209	Christopher Vose	GBR	23 Aug 1920
	C	18	332	Fritz Danild	DEN	15 Jul 1912	33	209	Christopher Vose	GBR	23 Aug 1920
3200mSC	G	22	124	Arthur Russell	GBR	18 Jul 1908	22	124	Arthur Russell	GBR	18 Jul 1908
	M	22	124	Arthur Russell	GBR	18 Jul 1908	29	90	Arthur Robertson	GBR	18 Jul 1908
	F	22	124	Arthur Russell	GBR	18 Jul 1908	29	90	Arthur Robertson	GBR	18 Jul 1908
	C	21	152	Charles Hall	USA	17 Jul 1908	31	241	Louis Bonniot de Fleurac	FRA	17 Jul 1908
2500mSC	G	22	167	James Lightbody	USA	29 Aug 1904	27	186	George Orton	CAN	15 Jul 1900
	M	21	211	Arthur Newton	USA	29 Aug 1904	27	186	George Orton	CAN	15 Jul 1900
	F	17	165	Arthur Newton	USA	15 Jul 1900	27	186	George Orton	CAN	15 Jul 1900
	C	17	165	Arthur Newton	USA	15 Jul 1900	27	186	George Orton	CAN	15 Jul 1900
4000mSC	G	22	80	Jack Rimmer	GBR	16 Jul 1900	22	80	Jack Rimmer	GBR	16 Jul 1900
	M	22	80	Jack Rimmer	GBR	16 Jul 1900	29	200	Charles Bennett	GBR	16 Jul 1900
	F	22	80	Jack Rimmer	GBR	16 Jul 1900	29	200	Charles Bennett	GBR	16 Jul 1900
	C	22	80	Jack Rimmer	GBR	16 Jul 1900	29	200	Charles Bennett	GBR	16 Jul 1900
200m Hurdles	G	22	359	Harry Hillman	USA	1 Sep 1904	27	168	Frank Castleman	USA	1 Sep 1904
	M	22	359	Harry Hillman	USA	1 Sep 1904	27	168	Frank Castleman	USA	1 Sep 1904
	F	19	196	Eugène Choisel	FRA	16 Jul 1900	27	168	Frank Castleman	USA	1 Sep 1904
	C	17	346	Frederick Moloney	USA	16 Jul 1900	27	168	Frank Castleman	USA	1 Sep 1904
Standing HJ	G	26	275	Ray Ewry	USA	16 Jul 1900	34	283	Ray Ewry	USA	23 Jul 1908
	M	17	146	Joseph Stadler	USA	31 Aug 1904	34	283	Ray Ewry	USA	23 Jul 1908
	F	17	146	Joseph Stadler	USA	31 Aug 1904	34	283	Ray Ewry	USA	23 Jul 1908
	C	17	146	Joseph Stadler	USA	31 Aug 1904	34	283	Ray Ewry	USA	23 Jul 1908
Standing LJ	G	23	252	Kostas Tsiklitis	GRE	8 Jul 1912	34	280	Ray Ewry	USA	20 Jul 1908
	M	19	264	Kostas Tsiklitis	GRE	20 Jul 1908	34	280	Ray Ewry	USA	20 Jul 1908
	F	17	177	Kostas Tsiklitis	GRE	25 Apr 1906	34	280	Ray Ewry	USA	20 Jul 1908
	C	16	278	Douglas Melin	SWE	8 Jul 1912	34	280	Ray Ewry	USA	20 Jul 1908
Standing TJ	G	26	275	Ray Ewry	USA	16 Jul 1900	30	325	Ray Ewry	USA	3 Sep 1904
	M	17	149	Joseph Stadler	USA	31 Aug 1904	30	325	Ray Ewry	USA	3 Sep 1904
	F	17	149	Joseph Stadler	USA	31 Aug 1904	30	325	Ray Ewry	USA	3 Sep 1904
	C	17	149	Joseph Stadler	USA	31 Aug 1904	30	325	Ray Ewry	USA	3 Sep 1904
Shot Put BA	G	28	116	Ralph Rose	USA	11 Jul 1912	28	116	Ralph Rose	USA	11 Jul 1912
	M	22	174	Elmer Niklander	FIN	11 Jul 1912	33	351	Pat McDonald	USA	11 Jul 1912
	F	20	202	Paavo Aho	FIN	11 Jul 1912	33	351	Pat McDonald	USA	11 Jul 1912
	C	20	202	Paavo Aho	FIN	11 Jul 1912	33	351	Pat McDonald	USA	11 Jul 1912
Discus GS	G	27	112	Martin Sheridan	USA	18 Jul 1908	36	58	Verner Järvinen	FIN	1 May 1906
	M	24	197	István Mudin	HUN	1 May 1906	38	136	Verner Järvinen	FIN	18 Jul 1908
	F	18	15	Mihalis Dorizas	GRE	1 May 1906	38	136	Verner Järvinen	FIN	18 Jul 1908
	C	17	246	Folke Fleetwood	SWE	18 Jul 1908	38	136	Verner Järvinen	FIN	18 Jul 1908
Discus BA	G	21	352	Armas Taipale	FIN	13 Jul 1912	21	352	Armas Taipale	FIN	13 Jul 1912
	M	21	352	Armas Taipale	FIN	13 Jul 1912	24	233	Emil Magnusson	SWE	13 Jul 1912
	F	21	35	Einar Nilsson	SWE	13 Jul 1912	29	49	Carl-Johan Lind	SWE	13 Jul 1912
	C	20	58	Richard Byrd	USA	13 Jul 1912	42	131	Verner Järvinen	FIN	13 Jul 1912
Javelin FS	G	26	64	Eric Lemming	SWE	27 Apr 1906	28	144	Eric Lemming	SWE	15 Jul 1908
	M	20	90	Mihalis Dorizas	GRE	15 Jul 1908	28	144	Eric Lemming	SWE	15 Jul 1908
	F	18	189	Arne Halse	NOR	27 Apr 1906	36	54	Verner Järvinen	FIN	27 Apr 1906
	C	18	189	Arne Halse	NOR	27 Apr 1906	38	133	Verner Järvinen	FIN	15 Jul 1908
Javelin BA	G	20	354	Juho Saaristo	FIN	9 Jul 1912	20	354	Juho Saaristo	FIN	9 Jul 1912
	M	19	176	Urho Peltonen	FIN	9 Jul 1912	25	104	Väinö Siikaniemi	FIN	9 Jul 1912
	F	19	176	Urho Peltonen	FIN	9 Jul 1912	32	287	Otto Nilsson	SWE	9 Jul 1912
	C	19	176	Urho Peltonen	FIN	9 Jul 1912	35	159	Arvid Ohrling	SWE	9 Jul 1912
56lb Throw	G	31	210	Étienne Desmarteau	CAN	1 Sep 1904	42	26	Pat McDonald	USA	21 Aug 1920
	M	31	210	Étienne Desmarteau	CAN	1 Sep 1904	42	26	Pat McDonald	USA	21 Aug 1920
	F	20	168	Ralph Rose	USA	1 Sep 1904	42	26	Pat McDonald	USA	21 Aug 1920
	C	20	168	Ralph Rose	USA	1 Sep 1904	42	26	Pat McDonald	USA	21 Aug 1920
Stone Throw	G	26	46	Nikolaos Yeorgantas	GRE	27 Apr 1906	26	46	Nikolaos Yeorgantas	GRE	27 Apr 1906
	M	18	11	Mihalis Dorizas	GRE	27 Apr 1906	26	46	Nikolaos Yeorgantas	GRE	27 Apr 1906
	F	18	11	Mihalis Dorizas	GRE	27 Apr 1906	36	54	Verner Järvinen	FIN	27 Apr 1906
	C	18	11	Mihalis Dorizas	GRE	27 Apr 1906	36	54	Verner Järvinen	FIN	27 Apr 1906
Pentathlon	G	22	117	Eero Lehtonen	FIN	16 Aug 1920	26	77	Eero Lehtonen	FIN	7 Jul 1924
	M	22	117	Eero Lehtonen	FIN	16 Aug 1920	28	261	Hugo Lahtinen	FIN	16 Aug 1920
	F	20	15	Inge Lindholm	SWE	7 Jul 1912	32	221	Hugo Lahtinen	FIN	7 Jul 1924
	C	17	188	Stylianos Bernardis	GRE	7 Jul 1924	35	229	James Andromedas	GRE	16 Aug 1920
All Around	G	34	314	Tom Kiely	GBR	4 Jul 1904	34	314	Tom Kiely	GBR	4 Jul 1904
	M	25	266	Truxton Hare	USA	4 Jul 1904	34	314	Tom Kiely	GBR	4 Jul 1904
	F	24	234	John Grieb	USA	4 Jul 1904	34	314	Tom Kiely	GBR	4 Jul 1904
	C	24	234	John Grieb	USA	4 Jul 1904	34	314	Tom Kiely	GBR	4 Jul 1904

1500m Walk	G	24	90	George Bonhag	USA	1 May 1906	24	90	George Bonhag	USA	1 May 1906
	M	23	120	Konstadinos Spetsiotis	GRE	1 May 1906	28	201	Don Linden	CAN	1 May 1906
	F	21	120	Yeóryios Saridakis	GRE	1 May 1906	28	201	Don Linden	CAN	1 May 1906
	C	21	120	Yeóryios Saridakis	GRE	1 May 1906	28	201	Don Linden	CAN	1 May 1906
3000m Walk	G	18	340	Ugo Frigerio	ITA	21 Aug 1920	27	255	György Sztantics	HUN	1 May 1906
	M	18	340	Ugo Frigerio	ITA	21 Aug 1920	37	208	Richard Remer	USA	21 Aug 1920
	F	18	340	Ugo Frigerio	ITA	21 Aug 1920	37	208	Richard Remer	USA	21 Aug 1920
	C	18	339	Ugo Frigerio	ITA	20 Aug 1920	37	208	Richard Remer	USA	21 Aug 1920
3500m Walk	G	33	129	George Larnar	GBR	14 Jul 1908	33	129	George Larnar	GBR	14 Jul 1908
	M	29	168	Harry Kerr	AUS	14 Jul 1908	34	80	Ernest Webb	GBR	14 Jul 1908
	F	20	193	Einar Rothman	SWE	14 Jul 1908	34	80	Ernest Webb	GBR	14 Jul 1908
	C	19	332	Jan Huijgen	NED	14 Jul 1908	36	196	Jack Butler	GBR	14 Jul 1908
10,000m Walk	G	18	337	Ugo Frigerio	ITA	18 Aug 1920	38	234	John Mikaelsson	SWE	27 Jul 1952
	M	18	216	Fernando Altimani	ITA	11 Jul 1912	38	234	John Mikaelsson	SWE	27 Jul 1952
	F	18	216	Fernando Altimani	ITA	11 Jul 1912	44	137	Emile Maggi	FRA	27 Jul 1952
	C	18	213	Fernando Altimani	ITA	8 Jul 1912	44	137	Emile Maggi	FRA	27 Jul 1952
10 Miles Walk	G	33	132	George Larnar	GBR	17 Jul 1908	33	132	George Larnar	GBR	17 Jul 1908
	M	26	255	Edward Spencer	GBR	17 Jul 1908	34	83	Ernest Webb	GBR	17 Jul 1908
	F	26	89	William Palmer	GBR	17 Jul 1908	34	83	Ernest Webb	GBR	17 Jul 1908
	C	19	334	Jan Huijgen	NED	16 Jul 1908	36	198	Jack Butler	GBR	16 Jul 1908
Medley Relay	G	24	206	William Hamilton	USA	25 Jul 1908	25	265	John Taylor	USA	25 Jul 1908
	M	17	207	Pál Simon	HUN	25 Jul 1908	26	297	József Nagy	HUN	25 Jul 1908
	F	17	207	Pál Simon	HUN	25 Jul 1908	26	297	József Nagy	HUN	25 Jul 1908
	C	17	206	Pál Simon	HUN	24 Jul 1908	26	297	József Nagy	HUN	25 Jul 1908

MOST GAMES CONTESTED

Men

6	João N'Tyamba	ANG	1988-2008
5	Paul Martin	SUI	1920-1936
	John Ljunggren	SWE	1948-1964
	Janusz Sidlo	POL	1952-1968
	Alex Oakley	CAN	1956-1976
	Abdon Pamich	ITA	1956-1972
	Igor Ter-Ovanesyan	URS (RUS)	1956-1972
	Urs von Wartburg	SUI	1960-1976
	Vladimir Golubnichniy	URS (UKR)	1960-1976
	Pietro Mennea	ITA	1972-1988
	Carlos Sala	ESP	1980-1996
	Chris Maddocks	GBR	1984-2000
	Giovanni De Benedictis	ITA	1988-2004
	Mathias Ntawulikura	RWA	1988-2004
	Jan Železný	TCH/CZE	1988-2004
	Branko Zorko	YUG/CRO	1988-2004
	Tim Berrett	CAN	1992-2008
	Jesús Ángel García	ESP	1992-2008
	Jefferson Pérez	ECU	1992-2008
	Dragutin Topić	IOP/YUG/SCG/SRB	1992-2008

Women

7	Merlene Ottey	JAM/SLO	1980-2004
6	Lia Manoliu	ROU	1952-1972
	Tessa Sanderson	GBR	1976-1996
	Maria Mutola	MOZ	1988-2008
5	Olga Connolly	USA	1956-1972
	Willye White	USA	1956-1972
	Irena Kirszenstein/Szewińska	POL	1964-1980
	Pauline Davis	BAH	1984-2000
	Sabine Braun	FRG/GER	1984-2000
	Trine Hattestad	NOR	1984-2000
	Gail Devers	USA	1988-2004
	Fiona May	GBR/ITA	1988-2004
	Mary Onyali	NGR	1988-2004
	Fernanda Ribeiro	POR	1988-2004
	Sandie Richards	JAM	1988-2004
	Letitia Vriesde	SUR	1988-2004
	Laverne Eve	BAH	1988-2008
	Ellina Zvereva	URS/BLR	1988-2008

(5)	Jackie Edwards	BAH	1992-2008
	Susana Feitór	POR	1992-2008
	Nicoleta Grasu	ROU	1992-2008
	Irina Yatchenko	URS/BLR	1992-2008

MOST FINALS CONTESTED

Counting top eight only in direct finals.

Men

16	Eric Lemming	SWE
12	Paavo Nurmi	FIN
11	Martin Sheridan	USA
10	Ray Ewry	USA
	Carl Lewis	USA
9	Elmer Niklander	FIN
	Ville Ritola	FIN
	Pietro Mennea	ITA
8	Phil Edwards	CAN
7	Robert Garrett	USA
	Meyer Prinstein	USA
	George Bonhag	USA
	Verner Järvinen	USA
	Ralph Rose	USA

Women

14	Merlene Ottey*	JAM
9	Shirley Strickland	AUS
	Raelene Boyle	AUS
8	Gwen Torrence	USA
	Debbie Ferguson-McKenzie	BAH
7	Fanny Blankers-Koen	NED
	Ingrid Becker/Mickler	FRG
	Irena Kirszenstein/Szewińska	POL
	Evelyn Ashford	USA
	Grace Jackson*	JAM
	Jackie Joyner-Kersey	USA
	Juliet Cuthbert*	JAM
	Sandie Richards	JAM

* Also qualified for a further final (the 1988 4x100m), but did not compete due to injury of Ottey

MOST ROUNDS CONTESTED

These are lists of the most rounds contested by a particular athlete. So, for instance, Pietro Mennea has contested a total of 32 different heats, quarter-finals, semi-finals and finals at the Olympic Games.

Men

32	Pietro Mennea	ITA	1972-1988
29	Carl Lewis	USA	1984-1996
27	Don Quarrie	JAM	1972-1984
26	Linford Christie	GBR	1988-1996
25	Robson da Silva	BRA	1984-1996

Women

53	Merlene Ottey	JAM	1980-2004
33	Pauline Davis	BAH	1984-2000
32	Mary Onyali	NGR	1988-2004
31	Debbie Ferguson-McKenzie	BAH	1996-2008
30	Raelene Boyle	AUS	1968-1976
29	Irena Szewińska	POL	1964-1980
27	Gail Devers	USA	1988-2004
26	Shirley Strickland	AUS	1948-1956
	Juliet Cuthbert	JAM	1984-1996
	Grace Jackson	JAM	1984-1992
25	Chandra Sturup	BAH	1996-2008

MEDAL "SWEEPS"

Occasions where a single country has won all three medals in the same event. In all 87 times, 81 by men and six by women.

Men

1896	High Jump	USA
	Long Jump	USA
1900	4000m Steeplechase	GBR
	110 Metres Hurdles	USA
	Triple Jump	USA
	Shot Put	USA
	Hammer Throw	USA
	Standing High Jump	USA
	Standing Triple Jump	USA
1904	60 Metres	USA
	100 Metres	USA
	200 Metres	USA
	400 Metres	USA
	800 Metres	USA
	1500 Metres	USA
	110 Metres Hurdles	USA
	200 Metres Hurdles	USA
	400 Metres Hurdles	USA
	Pole Vault	USA
	Long Jump	USA
	Triple Jump	USA
	Shot Put	USA
	Hammer Throw	USA
	Standing High Jump	USA
	Standing Long Jump	USA
	Standing Triple Jump	USA
1906	Standing Long Jump	USA
	Javelin Throw	SWE
1908	10 Miles Walk	GBR
	110 Metres Hurdles	USA
	Discus Throw	USA
1912	100 Metres	USA
	800 Metres	USA
	110 Metres Hurdles	USA
	Pole Vault	USA
	Triple Jump	SWE

(1912)	Shot Put	USA	
	Javelin Throw Both Arms	FIN	
1920	400 Metres Hurdles	USA	
	Javelin Throw	FIN	
1924	Pole Vault	USA	
	Shot Put	USA	
1928	3000m Steeplechase	FIN	
	Pole Vault	USA	
1932	200 Metres	USA	
	Javelin Throw	FIN	
1936	10,000 Metres	FIN	
	High Jump	USA	
	Decathlon	USA	
1948	3000m Steeplechase	SWE	
	110 Metres Hurdles	USA	
	Shot Put	USA	
1952	200 Metres	USA	
	110 Metres Hurdles	USA	
	Shot Put	USA	
	Decathlon	USA	
1956	200 Metres	USA	
	110 Metres Hurdles	USA	
	400 Metres Hurdles	USA	
	Discus Throw	USA	
	20 Kilometres Walk	URS	RUS/LTU/EST
1960	110 Metres Hurdles	USA	
	400 Metres Hurdles	USA	
	Shot Put	USA	
	Discus Throw	USA	
1968	400 Metres	USA	
1976	Hammer Throw	URS	RUS/RUS/UKR
1980	Hammer Throw	URS	RUS/RUS/EST
1984	200 Metres	USA	
1988	400 Metres	USA	
	Pole Vault	URS	
	Long Jump	USA	
	Hammer Throw	URS	RUS/RUS/EST
1992	3000m Steeplechase	KEN	
	Long Jump	USA	
	Hammer Throw	EUN	TJK/BLR/RUS
2004	200 Metres	USA	
	400 Metres	USA	
	3000m Steeplechase	KEN	
2008	400 Metres	USA	
	400 Metres Hurdles	USA	

Women

1952	Discus Throw	URS	RUS/RUS/GEO
1976	Pentathlon	GDR	
1980	800 Metres	URS	UKR/RUS/RUS
	Pentathlon	URS	UKR/RUS/RUS
2004	Long Jump	RUS	
2008	100 Metres	JAM	

OLYMPIC TRACK CIRCUMFERENCES


1896 & 1906	333.33m
1900	500m (Grass track - the only time this surface was used)
1904	536.45m (1/3 mile)
1908	536.45m
1912	383m
1920	389.8m
1924	500m
1928 on	400m

DOPING VIOLATIONS AT OLYMPIC GAMES

This list shows all Olympic athletes who have had their Olympic performances annulled by the IAAF due to doping violations, committed either at (IAAF rule 40.1) or before (rule 40.8) Games, admissions included

YEAR	NAME	COUNTRY	EVENT	PLACE	MARK	PRELIMINARIES
1896-1972 & 1980						
None						
Montreal 1976 (1)						
Women	Danuta Rosani	POL	DT	dns/final	-	11q/57.78
Los Angeles 1984 (4)						
Men	Vésteinn Hafsteinsson	ISL	DT	7qB	59.58	
	Gian Paolo Orlando	ITA	HT	4	75.96	4qA/72.42
	Martti Vainio	FIN	5000m	dns/final	-	8s2/13:30.48
	Vainio		10,000m	silver	27:51.10	6h3/28:19.25
Women	Anna Verouli	GRE	JT	7qB	58.62	
Seoul 1988 (1)						
Men	Ben Johnson	CAN	100m	gold	9.79	1h8/10.37, 3q1/10.17, 1s2/10.03
Barcelona 1992 (4)						
Men	Jud Logan	USA	HT	4	79.00	1qA/78.40
Women	Madina Biktagirova	BLR/RUS	EUN Marathon	4	2:35:39	
	Bonnie Dasse	USA	SP	8qB	16.68	
	Nijolė Medvedeva	LTU	LJ	4	6.76	5qB/6.71
Atlanta 1996 (7)						
Men	Dean Capobianco	AUS	200m	7q2	21.03	4h8/20.76
	Daniel Plaza	ESP	20Km Walk	11	1:22:05	
Women	Mary Slaney	USA	5000m	7h2	15:41.30	
	Nataliya Shekhodanova	RUS	100mH	7	12.80	6h1/13.24, 2q3/12.68, 3s1/12.67
	Sandra Farmer-Patrick	USA	400mH	5s2	54.73	2h1/55.55
	Antonella Bevilacqua	ITA	HJ	4	1.99	=1qA/1.93
	Iva Prandzheva	BUL	LJ	7	6.82	1qB/6.62
	Prandzheva			4	14.92	1qA/14.61
Sydney 2000 (4)						
Men	Antonio Pettigrew	USA	400m	7	45.42	1h9/45.62, 2q2/45.35, 1s2/45.24
	Pettigrew	USA	4x400mR	gold	2:56.35	
	Jerome Young	USA	4x400mR	1h3/3:03.52, 1s1/2:58.78 (awarded gold won by USA in final)		
	United States	USA	4x400mR	gold	2:56.35	
Women	Marion Jones	USA	100m	gold	10.75	1h6/11.20, 1q2/10.83, 1s2/11.01
	Jones		200m	gold	21.84	1h1/22.75, 2q2/22.50, 1s1/22.40
	Jones		LJ	bronze	6.92	2qB/6.78
	Svetlana Pospelova	RUS	400m	4h8	53.34	
In this case of Pettigrew and the men's 4x400m, the IOC have not yet confirmed the upgrades of the athletes and teams in those events						
Athens 2004 (8)						
Men	Adrián Annus	HUN	HT	gold	83.19	1qA/79.59
	Robert Fazekas	HUN	DT	gold	70.93	1qB/68.10
	Anton Galkin	RUS	400m	4s2	45.34	1h3/45.43
	Aleksey Lesnichiy	BLR	HJ	nh/q	-	
	Duane Ross	USA	110mH	5s1	13.30	2h5/13.39, 4q1/13.50
Women	Marion Jones	USA	LJ	5	6.85	3qA/6.70
	Irina Korzhanenko	RUS	SP	gold	21.06	1qA/19.43
	Olga Shchukina	UZB	SP	19qB	14.44	
Cases still under investigation by the IOC						
	Crystal Cox	USA	4x400mR	1h2/3:23.79		
	Jones & United States	USA	4x100mR	dnf/final	-	1h1/41.67
	United States	USA	4x400mR	gold	3:19.01	
Beijing 2008 (4)						
Men	Rashid Ramzi	BRN	1500m	gold	3:32.94	1h4/3:32.89, 1s2/3:37.11
Women	Lyudmila Blonska	UKR	Heptathlon	silver	6700	
	Blonska		LJ	3qA	6.76	
	Vanja Perišić	CRO	800m	6h3	2:06.82	
	Athanasía Tsoumeléka	GRE	20Km Walk	9	1:27:54	

NOTES



PLACING TABLES

Here, points are awarded for the first eight placings in each event, with eight points for Olympic Gold down to one for 8th place. For ties, points are divided between the countries tying, so that for instance equal second place by two athletes is worth 6.5 points for each country. Points are only awarded for athletes who finished in the final, no points are given to athletes who did not finish or were disqualified. Australia, Great Britain & Ireland, France and the USA appear with fractions in the “Gold” and “Silver” columns. This is because teams of mixed nationalities won medals in the 1900 5000m Team Race (GBR/AUS) and the 1904 Four Miles Team Race (USA/FRA).

COUNTRY	GOLD	SILVER	BRONZE	4th	5th	6th	7th	8th	MEDALS	POINTS
USA	320+2=	235.8+7=	188+5=	166+5=	135+5=	120+6=	81+3=	76+7=	757.8	7450.8
GER ¹ (FRG/GDR)	69	89	94	97+2=	98+3=	84+3=	71+4=	62+1=	252	3102.2
GBR ^{2, 9}	52.8	82+3=	62	69	78	56+2=	40+4=	50+3=	199.8	2351.3
URS ³ (EUN)	71	64+2=	75+2=	67	51	37+2=	34+2=	45	214	2260.5
FIN	49	35	30+1=	39	24+1=	32+2=	26+1=	20	115	1289
SWE	21	25	42+3=	39+4=	40+1=	33+5=	35+3=	37+1=	91	1206
FRA	14	21.2+1=	23+2=	33+1=	32+4=	23+1=	39+3=	34	61.2	910.9
AUS ⁴	19.2	24	27+1=	17	23+3=	36+2=	20+1=	20	71.2	849.6
ITA	19	15	25	23+1=	20	26+1=	26	20	59	757
POL	22	15+2=	12+1=	16	25	35+1=	37+1=	23	52	755
CAN	14	15	23+1=	26+2=	22	20+4=	12	16+1=	53	693.7
KEN	22	27	19	14	15	12	12	6	68	675
RUS	18	22	21	15	16+1=	20	8	14	61	656
JAM	13	23+2=	16	19+1=	18	17	15	6	54	632.5
HUN	10	14+1=	18	17+1=	23+1=	11+3=	21	17	43	570.6
CUB	10	13	14	18	13	15	7	10+1=	37	466.3
GRE	7	13+1=	12+3=	9	14+2=	11+2=	9+1=	7	36	411.5
ROU	11	14	9+1=	5	7+1=	14	13	14	35	384
JPN ⁵	7	7	8	15	17	15+3=	11+2=	9	22	377.8
ETH	18	6	14	11	3	9	5	3	38	377
TCH ⁶	11	8	5	9	8	11+1=	8+1=	10+1=	24	312
NOR	7	5	8	11+1=	13+1=	2+1=	8	16+2=	20	293.2
RSA ⁷	6	11	7	8	8	13	4	4+2=	24	291
BUL	5	7	6	8	6+1=	12	6	12	18	252.5
NED	6	3	6	4	11+1=	10	9	9	15	229
ESP	2	4	5	8	11	11+1=	13+1=	7	11	227
BLR	4	6	9	8	6	6	4	3	19	221
NZL ⁴	9	2	8	6	5	3	8	4	19	213
CHN	5	3	7	8	9	4	6	10	15	213
BRA	4	3	7	10	8	5	3	6	14	204
UKR	3	2	10	6	9	2+1=	6	6	15	189.5
BEL	3	6+1=	2	4	4	7	10	3+1=	12	164.2
MAR	6	5	7	2	1	2	4	5	18	158
NGR	1	4	8	2	5	4	11	2	13	150
MEX	3	5	2	2	5	6	6	4	10	135
SUI	-	6	2	2	9	8	3+1=	2	8	133.5
BAH	3	2	3	6	1	7	7	2	8	127
AUT	1	2	4	2	7	8+2=	4	3+1=	7	120.3
TRI	1	4	5	3	-	5	6	5	10	113
DEN	-	2	4	5	5	4	3	6+2=	6	107.7
POR	4	2	4	2	2	2	2	5	10	103
CZE ⁶ (BOH)	4	2	3	3	2	4	6	4	9	115
IRL ²	4	2	-	5	-	2	2	4	6	85
ARG	2	3	-	3	2	5	4	1	5	84
YUG ⁸	-	2	-	1	6	7	6	3	2	79
ALG	3	1	2	-	1	1	4	2	6	60
EST	2	1	2	-	2	3	-	5	5	57
LAT	-	4	1	-	1	1	4	1	5	50
LTU	3	1	1	-	1+1=	-	-	1	5	45
TUR	-	2	2	1	-	-	2	1	4	36
SLO	1	1	1	1	-	3	-	-	3	35
NAM	-	4	-	1	-	-	-	-	4	33
TUN	1	2	1	-	-	-	-	2	4	30
ISL	-	1	1	-	3	1	1	-	2	30
PAN	1	-	2	-	2	-	-	-	3	28
KAZ	1	-	1	2	-	1	-	1	2	28
SEN	-	1	-	2	1	2	-	1	1	28
KOR ⁵	1	1	-	2	-	-	-	2+1=	2	27.5

COUNTRY	GOLD	SILVER	BRONZE	4th	5th	6th	7th	8th	MEDALS	POINTS
UGA	1	-	1	2	-	-	1	1	2	27
MOZ	1	-	1	1	2	-	-	-	2	27
ECU	1	1	-	2	-	-	-	-	2	25
IND ⁹	-	-	-	2	2	-	3	1	0	25
CHI	-	2	-	-	-	2	-	1	2	21
BAR	-	-	1	2	-	1	1	-	1	21
TPE	-	1	1	-	1	-	1	1	2	20
TAN	-	2	-	-	-	1	1	-	2	19
PHI	-	-	2	1	-	-	-	-	2	17
CMR	2	-	-	-	-	-	-	-	2	16
BWI ¹⁰	-	-	2	-	1	-	-	-	2	16
QAT	-	-	1	1	-	-	1	3	1	16
GHA	-	-	-	1	-	2	2	-	0	15
SRI	-	2	-	-	-	-	-	-	2	14
BDI	1	-	-	1	-	-	-	-	1	13
LUX	1	-	-	-	-	1	1	-	1	13
SUD	-	1	-	-	1	-	-	2	1	13
VEN	-	-	1	-	1	1	-	-	1	13
ERI	-	-	1	-	1	-	1	1	1	13
SRB ⁸ (SCG/IOP)	-	-	-	1	-	1	1	1+1=	0	11.3
BER	-	-	-	-	2	1	-	-	0	11
CIV	-	1	-	-	-	1=	-	1	1	10.5
ZIM	-	-	-	2	-	-	-	-	0	10
BRN	-	-	-	-	2	-	1	-	0	10
HAI	-	1	-	-	-	-	1	-	1	9
ISR	-	-	-	-	1	1	-	2	0	9
DOM	1	-	-	-	-	-	-	-	1	8
SYR	1	-	-	-	-	-	-	-	1	8
SKN	-	-	-	-	-	2	1	-	0	8
CRO	-	1	-	-	-	-	-	-	1	7
KSA	-	1	-	-	-	-	-	-	1	7
ZAM	-	1	-	-	-	-	-	-	1	7
DJI	-	-	1	-	-	-	-	1	1	7
COL	-	-	1	-	-	-	-	-	1	6
AHO	-	-	-	1	-	-	-	-	0	5
GRN	-	-	-	1	-	-	-	-	0	5
PUR	-	-	-	1	-	-	-	-	0	5
ARM	-	-	-	-	1	-	-	-	0	4
SLE	-	-	-	-	1	-	-	-	0	4
PRK ⁵	-	-	-	-	-	1	-	1	0	4
BOT	-	-	-	-	-	-	1	2	0	4
SVK	-	-	-	-	-	-	1	2	0	4
MRI	-	-	-	-	-	1	-	-	0	3
SOM	-	-	-	-	-	1	-	-	0	3
CAY	-	-	-	-	-	-	-	1	0	1
MAD	-	-	-	-	-	-	-	1	0	1
OMA	-	-	-	-	-	-	-	1	0	1
RWA	-	-	-	-	-	-	-	1	0	1
UZB	-	-	-	-	-	-	-	1	0	1
Totals	903+2=	892+22=	881+20=	871+18=	844+26=	804+44=	700+28=	666+25=	2720	31,503
Vacant placements not (yet) allocated by IOC (2000 men's 4x400m gold & women's 100m gold)										
	2	-	-	-	-	-	-	-	2	16

1. Breakdown of German placings

After World War II, Germany (GER) divided into the Federal Republic of Germany (FRG) and the German Democratic Republic (GDR). In 1948 (as in 1920 and 1924), Germany was not invited to take part in the Olympic Games. From 1956 to 1964, the FRG and GDR competed as a combined East and West German team under one flag. From 1968 to 1988, the two German nations participated with separate teams. Following German unification in 1990, a single German team again competed in the Games. At the end of each table, a breakdown of German points are given after the following principles: GER – 1896-1936 & 1992 onward; FRG – 1952-1988; GDR – 1956-1988.

GER	19	39	42	46+2=	49+1=	49+2=	35+3=	39+1=	100	1378.7
GDR	38	36	35	36	30+1=	19+1=	18	12	109	1177
FRG	12	14	17	15	19+1=	16	18+1=	11	43	546.5
Totals	69	89	94	97+2=	98+3=	84+3=	71+4=	56+1=	252	3102.2

COUNTRY	GOLD	SILVER	BRONZE	4th	5th	6th	7th	8th	MEDALS	POINTS
2. Breakdown of Britain & Ireland placings										
In the years 1896-1920, Irish athletes competed with Great Britain. For the purpose of the tables, placings are combined with those from Great Britain & Northern Ireland (GBR). From 1924, Ireland (IRL) competed independently.										
GBR (-1920)	16.8	17	15	10	11	6	2	4+1=	48.8	464.6
IRL (-1920)	4	6+1=	1	2	2	1	-	1	12	108
GBR (1924-)	32	59+2=	46	57	65	49+2=	38+4=	45+2=	139	1778.7
Totals	52.8	82+3=	62	69	78	56+2=	40+4=	50+3=	199.8	2351.3

3. Breakdown of USSR (-1988) and Unified Team (1992) placings with relay points divided by four

After the division of USSR (URS) in 1991, a "Unified Team" (EUN) consisting of athletes from the Commonwealth of Independent States competed in the 1992 Games. The Baltic republics (EST, LAT and LTU) entered separate teams that year. All placings by athletes from EUN are counted together with URS. From 1996, the new republics from the former USSR competed independently. Use these tables to see the placings achieved by athletes from the constituent republics of the USSR (and the Unified Team) up to 1992. Georgia, for example, have had no placings in the top eight as an independent country but Georgian athletes – most notably Viktor Saneyev – have won several Olympic medals.

RUS	37.5	36.75+2=	42.75+1=	35	31.25	20	14.25+1=	29	120	1251.25
UKR	20	7.75	13.75+1=	16	7.25	9+1=	9.75	7	42.5	467.25
BLR	1.25	8.5	5	8.5	4	4+1=	5	4	14.75	186.5
GEO	4	2.25	3	0.25	1	-	2	-	9.25	75
EST	2	1	4	2	1	1	-	1	7	65
LTU	-	4	1	1	1	-	3	1	5	50
LAT	3	1.25	1.5	0.25	-	-	-	1	5.75	44
KGZ	1.5	0.5	1	1	3	1	1=	-	3	42.5
KAZ	0.75	1.25	2	-	1.5	1	-	1	4	36.75
AZE	-	0.75	1	2	1	-	-	-	1.75	25.25
TJK	1	-	-	-	-	-	-	-	1	8
MDA	-	-	-	1	-	-	-	-	0	5
UZB	-	-	-	-	-	1	-	1	0	4
Totals	71	64+2=	75+2=	67	51	37+2=	34+2=	45	214	2260.5

4. Australasia

Australia and New Zealand competed together as Australasia in 1908 & 1912 but in 1908 all top eight placings of that team (bronze and a fifth as shown below) were by New Zealand and are listed for that country only.

-	-	1	-	1	-	-	-	1	10
---	---	---	---	---	---	---	---	---	----

5. Japan and Korea

In 1932 and 1936, some Korean athletes represented Japan, achieving sixth place in the 1932 marathon and gold and bronze at the same event in 1936. Those points are listed under Japan.

6. Breakdown of Czechoslovakian placings

Until 1912, Bohemia (BOH), then a part of the Austrian-Hungarian Empire, competed as a separate team. This country was later to become the part of the Czech part of Czechoslovakia (TCH), which competed in the Games from 1920 to 1992. In 1993, Czechoslovakia divided into two separate republics, Czech (CZE) and Slovak (SVK), and those countries competed at the Games from 1996. Bohemian placings (1900-1912) have been appended to those of the Czech Republic above and below is how the points were distributed between Czech and Slovak athletes in the Czechoslovakian era. The fraction comes from the men's 4x400m relay in 1980, where three of the team was Czech and one was Slovak.

CZE	9	7	4	8	5	10+1=	7.75+1=	9+1=	20	261.5
SVK	2	1	1	1	3	1	0.25	1	4	50.5
Totals	11	8	5	9	8	11+1=	8+1=	10+1=	24	312

7. South Africa

South Africa did not become a republic until 1961, but for simplicity the abbreviation RSA is used throughout.

8. Breakdown of Yugoslavian placings 1924-1988; thereafter all placings are attributed to Serbia

After the division of the Federal Republic of Yugoslavia, Croatia (CRO), Slovenia (SLO) and Bosnia-Herzegovina (BIH) sent separate teams from 1992, and were joined by The Former Yugoslav Republic of Macedonia (MKD) in 1996. Athletes from the remaining Yugoslavia competed in 1992 as "Individual Olympic Participants" (IOP), Yugoslavia (YUG) in 1996 & 2000 and Serbia & Montenegro (SCG) in 2004. All points achieved by these former Yugoslav affiliations have been Serbian so are now listed under that country code (SRB). Athletes from Montenegro (MNE) have not yet achieved a placing on the first eight.

SRB	-	2	-	-	1	3	5	-	2	37
SLO	-	-	-	-	4	1	1	1	0	22
CRO	-	-	-	1	1	3	-	1	0	19
BIH	-	-	-	-	-	-	-	1	0	1
Totals	-	2	-	1	6	7	6	3	2	79

9. Norman Pritchard (GBR)

Opinion is divided about the affiliation of this athlete who won two silver medals in 1900. In these tables he is shown as British but several historians feel he represented India, in which case two silvers and 14 points should be subtracted from the British totals and added to those of India.

COUNTRY	GOLD	SILVER	BRONZE	4th	5th	6th	7th	8th	MEDALS	POINTS
10. Breakdown of British West Indies placings in 1960										
In 1960, a team of athletes from Barbados, Jamaica, and Trinidad & Tobago competed as the British West Indies, and points achieved in 1960 for this team are listed under "BWI". However, all points scored were by Jamaicans with the exception one Barbadian on the men's bronze-winning 4x400m relay team.										
JAM	-	-	1.75	-	1	-	-	-	1.75	14.5
BAR	-	-	0.25	-	-	-	-	-	0.25	1.5
Totals	-	-	2	-	1	-	-	-	2	16

Jim Thorpe (USA)

After winning the 1912 pentathlon and decathlon, Thorpe was disqualified for having infringed his amateur status. He was re-instated, posthumously, in 1983 and declared the co-winner of those events along with the men who were promoted after his disqualification: Ferdinand Bie (NOR) and Hugo Wieslander (SWE). Therefore, in these two events two golds, one silver and one bronze medals have been counted for the purpose of the various tables on these pages.

Marion Jones (USA)

The tables above and below follow what has been confirmed by the IOC as at May 31, 2012. Following her doping admissions, Jones was disqualified from all the individual events in which she competed, which were: 2000 100m (gold), 200m (gold), Long Jump (bronze) and 2004 Long Jump (fifth). All athletes finishing behind her were upgraded by one place with the exception of Katerina Thanou (GRE) who is still regarded as the 100m silver medallist of 2000, as is Tayna Lawrence (JAM) who was previously the bronze medallist in that event. The reason for this anomaly is explained on page 208. For the 2000 relays (4x100m bronze & 4x400m gold), Jones was disqualified, but a ruling by the Court of Arbitration in Sport mean that her team-mates retained their medals and placings in spite of the help they received from Jones (see page 270 for further details). The IOC have yet to disqualify Jones or the USA from the 2004 4x100m but in any case, her team did not finish in the final.

OVERALL MEN

COUNTRY	GOLD	SILVER	BRONZE	4th	5th	6th	7th	8th	MEDALS	POINTS
USA	274+2=	204.8+7=	166+4=	140+5=	112+4=	96+6=	60+2=	50+5=	657.8	6361.4
GBR ^{1, 9}	43.8	64+1=	44	49	61	39+1=	26+2=	34+1=	152.8	1763.6
GER ²	27	46	51	56+2=	56	49+2=	33+3=	36+1=	124	1613.2
FIN	48	33	30+1=	35	24+1=	30+2=	21+1=	17	112	1228
URS ³ (EUN)	37	36+1=	40+2=	34	26	21+2=	24+1=	30	116	1226.5
SWE	19	25	39+2=	37+4=	38+1=	31+4=	33+3=	37+1=	85	1136.5
FRA	8	20.2+1=	19+1=	24+1=	26+4=	19	32+3=	25	49.2	720.9
ITA	16	8	21	18+1=	16	19+1=	23	17	45	589
KEN	20	21	18	11	12	9	11	4	59	571
CAN	12	10	15+1=	20+1=	15	14+3=	8	9	38	497.5
HUN	7	13+1=	16	13+1=	20+1=	9+3=	16	12	37	474.6
POL	15	8+1=	4+1=	11	12	21+1=	25+1=	14	29	443.5
AUS ⁴	7.2	12	14+1=	8	13+2=	22	9+1=	12	34	427.1
GRE	4	7+1=	10+3=	8	12+2=	11+2=	7+1=	5	25	314.5
JAM	7	12	5	10	8	7	9	2	24	293
JPN ⁵	5	5	7	10	11	15+3=	5+2=	7	17	278.8
CUB	6	8	8	11	6	6	4	4+1=	22	261.3
ETH	12	4	9	6	3	8	3	2	25	252
NOR	6	2	7	10+1=	11+1=	2+1=	7	15+2=	15	242.2
RSA ⁶	5	7	6	8	6	10	4	3+1=	18	230.5
TCH ⁷	8	6	3	5	6	6+1=	5+1=	7	17	209.5
ESP	2	4	4	8	9	8	11	6	10	196
RUS	4	5	10	2	6	6	4	1	19	188
BRA	3	3	7	8	8	5	3	6	13	186
NZL ⁴	7	2	6	4	3	2	5	2	15	156
BEL	2	5+1=	2	4	4	5	9	3+1=	10	141.2
MAR	5	4	5	2	1	2	4	4	14	130
SUI	-	6	2	2	8	7	3+1=	1	8	125.5
MEX	3	4	2	2	3	6	5	4	9	118
TRI	1	4	5	3	-	5	5	5	10	111
BLR	-	4	4	4	4	2	3	2	8	102
DEN	-	2	3	5	3	4	3	5+2=	5	92.7
NED	-	1	5	-	4	5	5	4	6	82
NGR	-	2	3	1	4	3	5	2	5	74
UKR	1	-	4	3	3	2	3	2	5	73
CZE ⁷ (BOH)	3	2	2	-	-	4	3	3	7	71
ARG	2	2	-	3	2	4	3	-	4	71
IRL ¹	4	1	-	4	-	1	1	3	5	67
POR	2	2	2	2	2	-	-	3	6	63

COUNTRY	GOLD	SILVER	BRONZE	4th	5th	6th	7th	8th	MEDALS	POINTS
EST	2	1	2	-	2	3	-	5	5	57
ROU	-	1	1	2	4	2	2	3	2	52
YUG ⁸	-	2	-	-	3	6	2	2	2	50
LAT	-	4	1	-	1	1	3	-	5	47
CHN	1	-	1	3	2	1	1	3	2	45
BUL	1	-	1	-	-	5	4	6	2	43
BAH	-	1	2	2	-	2	2	1	3	40
ALG	1	1	2	-	-	-	4	2	4	37
LTU	3	-	1	-	1	-	-	1	4	35
AUT	-	-	-	1	3	3+2=	2	2	-	33.1
NAM	-	4	-	1	-	-	-	-	4	33
TUN	1	2	1	-	-	-	-	2	4	30
PAN	1	-	2	-	2	-	-	-	3	28
SEN	-	1	-	2	1	2	-	1	1	28
KOR ⁵	1	1	-	2	-	-	-	2	2	27
UGA	1	-	1	2	-	-	1	1	2	27
ECU	1	1	-	2	-	-	-	-	2	25
BAR	-	-	1	2	-	1	1	-	1	21
TAN	-	2	-	-	-	1	1	-	2	19
TUR	-	-	2	1	-	-	1	-	2	19
ISL	-	1	-	-	2	1	-	-	1	18
PHI	-	-	2	1	-	-	-	-	2	17
BWI ¹⁰	-	-	2	-	1	-	-	-	2	16
QAT	-	-	1	1	-	-	1	3	1	16
SLO	1	-	-	-	-	2	-	-	1	14
CHI	-	1	-	-	-	2	-	1	1	14
BDI	1	-	-	1	-	-	-	-	1	13
VEN	-	-	1	-	1	1	-	-	1	13
ERI	-	-	1	-	1	-	1	1	1	13
TPE	-	1	-	-	1	-	-	1	1	12
KAZ	-	-	1	1	-	-	-	1	1	12
IND ⁹	-	-	-	1	1	-	1	1	0	12
LUX	1	-	-	-	-	1	-	-	1	11
BER	-	-	-	-	2	1	-	-	0	11
CIV	-	1	-	-	-	1=	-	1	1	10.5
ZIM	-	-	-	2	-	-	-	-	0	10
GHA	-	-	-	1	-	1	1	-	0	10
HAI	-	1	-	-	-	-	1	-	1	9
SUD	-	1	-	-	-	-	-	2	1	9
SRB ⁸ (SCG/IOP)	-	-	-	1	-	-	1	1+1=	0	8.3
DOM	1	-	-	-	-	-	-	-	1	8
SKN	-	-	-	-	-	2	1	-	0	8
KSA	-	1	-	-	-	-	-	-	1	7
SRI	-	1	-	-	-	-	-	-	1	7
ZAM	-	1	-	-	-	-	-	-	1	7
DJI	-	-	1	-	-	-	-	1	1	7
BRN	-	-	-	-	1	-	1	-	0	6
ISR	-	-	-	-	1	-	-	2	0	6
AHO	-	-	-	1	-	-	-	-	0	5
GRN	-	-	-	1	-	-	-	-	0	5
PUR	-	-	-	1	-	-	-	-	0	5
ARM	-	-	-	-	1	-	-	-	0	4
MRI	-	-	-	-	-	1	-	-	0	3
SOM	-	-	-	-	-	1	-	-	0	3
BOT	-	-	-	-	-	-	1	1	0	3
SVK	-	-	-	-	-	-	1	1	0	3
MAD	-	-	-	-	-	-	-	1	0	1
OMA	-	-	-	-	-	-	-	1	0	1
RWA	-	-	-	-	-	-	-	1	0	1
UZB	-	-	-	-	-	-	-	1	0	1
Totals	643+2=	635+14=	625+16=	613+16=	589+16=	555+35=	474+22=	449+16=	1935	22,217
Vacant placements not yet allocated by IOC (2000 4x400m gold)										
	1	-	-	-	-	-	-	-	1	8

1. Breakdown of Britain & Ireland placings

GBR (-1920)	16.8	17	15	10	11	6	2	4+1=	48.8	464.6
IRL (-1920)	4	6+1=	1	2	2	1	-	1	12	108
GBR (1924-)	23	41+1=	28	37	48	32+1=	24+2=	29	92	1191
Totals	43.8	64+2=	44	49	61	39	26+2=	34+1=	152.8	1763.6

COUNTRY	GOLD	SILVER	BRONZE	4th	5th	6th	7th	8th	MEDALS	POINTS
<u>2. Breakdown of German placings</u>										
GER	9	24	25	30+2=	30	29+2=	18+2=	23+1=	58	821.2
GDR	14	14	14	14	15	11	7	6	42	477
FRG	4	8	12	12	11	9	8+1=	7	24	315
Totals	27	46	51	56+2=	56	49+2=	33+3=	36+1=	124	1613.2

3. Breakdown of USSR (-1988) and Unified Team (1992) placings with relay points divided by four

RUS	13.25	16.75+1=	19.5+1=	19	16.25	11	10.25	15	51.5	580.75
UKR	12.5	4.75	8.25+1=	7	3.25	6+1=	7.75	6	26.5	278.25
BLR	1	6.5	5	4	1	2+1=	3	4	12.5	126
EST	2	1	4	2	1	-	-	1	7	62
GEO	4	1.25	-	-	1	-	1	-	5.25	46.75
LAT	2	1.25	1.25	-	-	-	-	1	4.5	33.25
KAZ	0.75	1.25	1	-	1.5	1	-	1	3	30.75
KGZ	0.5	0.5	1	1	2	1	1=	-	2	30.5
LTU	-	2	-	-	-	-	2	1	2	19
AZE	-	0.75	-	1	-	-	-	-	0.75	10.25
TJK	1	-	-	-	-	-	-	-	1	8
UZB	-	-	-	-	-	-	-	1	0	1
Totals	37	36+1=	40+2=	34	26	21+2=	24+1=	30	116	1226.5

4. Australasia

Australia and New Zealand competed together as Australasia in 1908 & 1912 but in 1908 all top eight placings of that team (below) were by New Zealand and are listed for that country only.

-	-	1	-	1	-	-	-	-	1	10
---	---	---	---	---	---	---	---	---	---	----

5. Japan and Korea

In 1932 and 1936, some Korean athletes represented Japan, achieving sixth place in the 1932 marathon and gold and bronze at the same event in 1936. Those points are listed under Japan.

6. South Africa

South Africa did not become a republic until 1961, but for simplicity the abbreviation RSA is used throughout.

7. Breakdown of Czechoslovakian placings

CZE	8	6	3	5	3	5+1=	4.75+1=	7	17	194
SVK	-	-	-	-	3	1	0.25	-	0	15.5
Totals	8	6	3	5	6	6+1=	5+1=	7	17	209.5

8. Breakdown of Yugoslavian placings 1924-1988; thereafter all placings are attributed to Serbia

SRB	-	2	-	-	1	3	2	-	2	31
CRO	-	-	-	-	-	3	-	1	0	10
SLO	-	-	-	-	2	-	-	-	0	8
BIH	-	-	-	-	-	-	-	1	0	1
Totals	-	2	-	-	3	6	2	2	2	50

9. Norman Pritchard (GBR)

Opinion is divided about the affiliation of this athlete who won two silver medals in 1900. In these tables he is shown as British but several historians feel he represented India, in which case two silvers and 14 points should be subtracted from the British totals and attributed to India.

10. Breakdown of British West Indies placings in 1960

JAM	-	-	1.75	-	1	-	-	-	1.75	14.5
BAR	-	-	0.25	-	-	-	-	-	0.25	1.5
Totals	-	-	2	-	1	-	-	-	2	16

COUNTRY	GOLD	SILVER	BRONZE	4th	5th	6th	7th	8th	MEDALS	POINTS
OVERALL WOMEN										
GER ¹ (FRG/GDR)	42	43	43	41	42+3=	35+1=	38+1=	26	128	1489
USA	46	31	22+1=	26	23+1=	24	21+1=	26+2=	100	1089.4
URS ² (EUN)	34	28+1=	35	33	25	16	10+1=	15	98	1034
GBR	9	18+2=	18	20	17	17+1=	14+2=	16+2=	47	587.7
RUS	14	17	11	13	10+1=	14	4	13	42	468
AUS	12	12	13	9	10+1=	14+2=	11	8	37	422.5
JAM	6	11+2=	11	9+1=	10	10	6	4	30	340.5
ROU	11	13	8+1=	3	3+1=	12	11	11	33	332
POL	7	7+1=	8	5	13	14	12	9	23	311.5
BUL	4	7	5	8	6+1=	7	2	6	16	209.5
CUB	4	5	6	7	7	9	3	6	15	205
CAN	2	5	8	6+1=	7	6+1=	4	7+1=	15	196.2
FRA	6	1	4+1=	9	6	4+1=	7	9	12	190
CHN	4	3	6	5	7	3	5	7	13	168
ITA	3	7	4	5	4	7	3	3	14	168
NED	6	2	1	4	7+1=	5	4	5	9	147
ETH	6	2	5	5	-	1	2	1	13	125
BLR	4	2	5	4	2	4	1	1	11	119
UKR	2	2	6	3	6	1=	3	4	10	116.5
KEN	2	6	1	3	3	3	1	2	9	104
TCH ³	3	2	2	4	2	5	3	3+1=	7	102.5
JPN	2	2	1	5	6	-	6	2	5	99
GRE	3	6	2	1	2	-	2	2	11	97
HUN	3	1	2	4	3	2	5	5	6	96
AUT	1	2	4	1	4	5	2	1+1=	7	87.2
BAH	3	1	1	4	1	5	5	1	5	87
NGR	1	2	5	1	1	1	6	-	8	76
SWE	2	-	3+1=	2	2	2+1=	2	-	6	69.5
FIN	1	2	-	4	-	2	5	3	3	61
RSA	1	4	1	-	2	3	-	1+1=	6	60.5
NZL	2	-	2	2	2	1	3	2	4	57
NOR	1	3	1	1	2	-	1	1	5	51
CZE	1	-	1	3	2	-	3	1	2	44
POR	2	-	2	-	-	2	2	2	4	40
ESP	-	-	1	-	2	3+1=	2+1=	1	1	31
YUG ⁴	-	-	-	1	3	1	4	1	0	29
MAR	1	1	2	-	-	-	-	1	4	28
MOZ	1	-	1	1	2	-	-	-	2	27
ALG	2	-	-	-	1	1	-	-	2	23
BEL	1	1	-	-	-	2	1	-	2	23
SLO	-	1	1	1	-	1	-	-	2	21
BRA	1	-	-	2	-	-	-	-	1	18
IRL	-	1	-	1	-	1	1	1	1	18
TUR	-	2	-	-	-	-	1	1	2	17
MEX	-	1	-	-	2	-	1	-	1	17
CMR	2	-	-	-	-	-	-	-	2	16
KAZ	1	-	-	1	-	1	-	-	1	16
DEN	-	-	1	-	2	-	-	1	1	15
ARG	-	1	-	-	-	1	1	1	1	13
IND	-	-	-	1	1	-	2	-	0	13
ISL	-	-	1	-	1	-	1	-	1	12
LTU	-	1	-	-	1=	-	-	-	1	10
SYR	1	-	-	-	-	-	-	-	1	8
TPE	-	-	1	-	-	-	1	-	1	8
SUI	-	-	-	-	1	1	-	1	0	8
CHI	-	1	-	-	-	-	-	-	1	7
CRO	-	1	-	-	-	-	-	-	1	7
SRI	-	1	-	-	-	-	-	-	1	7
COL	-	-	1	-	-	-	-	-	1	6
GHA	-	-	-	-	-	1	1	-	0	5
BRN	-	-	-	-	1	-	-	-	0	4
SLE	-	-	-	-	1	-	-	-	0	4
SUD	-	-	-	-	1	-	-	-	0	4
PRK	-	-	-	-	-	1	-	1	0	4
ISR	-	-	-	-	-	1	-	-	0	3
SRB ⁴ (SCG)	-	-	-	-	-	1	-	-	0	3
LAT	-	-	-	-	-	-	1	1	0	3
LUX	-	-	-	-	-	-	1	-	0	2

COUNTRY	GOLD	SILVER	BRONZE	4th	5th	6th	7th	8th	MEDALS	POINTS
TRI	-	-	-	-	-	-	1	-	0	2
BOT	-	-	-	-	-	-	-	1	0	1
CAY	-	-	-	-	-	-	-	1	0	1
SVK	-	-	-	-	-	-	-	1	0	1
KOR	-	-	-	-	-	-	-	1=	0	0.5
Totals	260	259+6=	256+4=	258+2=	255+10=	249+9=	226+6=	216+9=	785	9283
Vacant placement not allocated by IOC (2000 women's 100m gold)										
	1	-	-	-	-	-	-	-	1	8

1. Breakdown of German placings

GER	24	22	22	22	17+1=	9+1=	13+1=	10	68	726.5
GDR	10	15	16	16	17+1=	19	15	12	41	531
FRG	8	6	5	3	8+1=	7	10	4	19	231.5
Totals	42	43	43	41	42+3=	35+1=	38+1=	26	128	1489

2. Breakdown of USSR (-1988) and Unified Team (1992) placings with relay points divided by four


RUS	24.25	20+1=	23.25	16	15	9	4+1=	14	68.5	670.5
UKR	7.5	3	5.5	9	4	3	2	1	16	189
BLR	0.25	2	-	4.5	3	2	2	-	2.25	60.5
LTU	-	2	1	1	1	-	1	-	3	31
GEO	-	1	3	0.25	-	-	1	-	4	28.25
AZE	-	-	1	1	1	-	-	-	1	15
KGZ	1	-	-	-	1	-	-	-	1	12
LAT	1	-	0.25	0.25	-	-	-	-	1.25	10.75
KAZ	-	-	1	-	-	-	-	-	1	6
MDA	-	-	-	1	-	-	-	-	0	5
EST	-	-	-	-	-	1	-	-	0	3
UZB	-	-	-	-	-	1	-	-	0	3
Totals	34	28+1=	35	33	25	16	10+1=	15	98	1034

3. Breakdown of Czechoslovakian placings

CZE	3	2	1	3	2	4	3	2+1=	6	87.5
SVK	-	-	1	1	-	1	-	1	1	15
Totals	3	2	2	4	2	5	3	3+1=	7	102.5

4. Breakdown of Yugoslavian placings 1924-1988; thereafter all placings are now attributed to Serbia

SLO	-	-	-	-	2	1	1	1	0	14
CRO	-	-	-	1	1	-	-	-	0	9
SRB	-	-	-	-	-	-	3	-	0	6
Totals	-	-	-	1	3	1	4	1	0	29



1896	Gold	Silver	Bronze	4th	5th	6th	7th	8th	Medals	Points	1904	Gold	Silver	Bronze	4th	5th	6th	7th	8th	Medals	Points
------	------	--------	--------	-----	-----	-----	-----	-----	--------	--------	------	------	--------	--------	-----	-----	-----	-----	-----	--------	--------

PLACING TABLES BY GAMES

Athens 1896

	Gold	Silver	Bronze	4th	5th	6th	7th	8th	Medals	Points
USA	9	4+2=	1	1	-	-	-	-	16	124
GRE	1	3	4+2=	2	4	2	2	2	10	102
GER	-	1	-	2	2	-	-	-	1	25
HUN	-	1	2	1	-	-	-	-	3	24
GBR	-	1	1	1	-	-	-	-	2	18
AUS	2	-	-	-	-	-	-	-	2	16
FRA	-	1	1	-	-	-	-	-	2	13
DEN	-	-	-	1	-	-	-	-	0	5
SWE	-	-	-	1	-	-	-	-	0	5
Totals	12	11+2=	9+2=	9	6	2	2	2	36	332

Paris 1900

	Gold	Silver	Bronze	4th	5th	6th	7th	8th	Medals	Points
USA	16	13	10	7	1	3	2	1	39	332
FRA	1	4	2	5+1=	2	1	1	-	7	90
GBR ¹	3.8	5	2	1	-	-	-	-	10.8	82.4
SWE	-	-	1	1+2=	1	2	1	2+1=	1	33.5
HUN	1	-	1	1+1=	2	-	1	-	2	33
CAN	1	-	1	-	1	-	1	-	2	20
AUS	0.2	-	3	-	-	-	-	-	3.2	19.6
GER	-	-	-	1=	-	2	-	1	-	11
DEN	-	-	1	-	1	-	-	1=	1	10.5
NOR	-	-	1	1=	-	-	-	-	1	10
GRE	-	-	-	1	1	-	-	-	-	9
BOH	-	1	-	-	-	-	-	-	1	7
AUT	-	-	-	-	1	1	-	-	-	7
Totals	23	23	22	16+6=	10	9	6	4+2=	68	665

1. Breakdown of combined Great Britain & Ireland team placings

IRL	-	1	1	1	-	-	-	-	2	18
GBR	3.8	4	1	-	-	-	-	-	8.8	66.4
Totals	3.8	5	2	1	-	-	-	-	10.8	82.4

Norman Pritchard (GBR)

Opinion is divided about the affiliation about this athlete who won two silver medals in 1900. In these tables he is shown as British but several historians feel he represented India, in which case two silvers and 14 points should be subtracted from the British totals and added to those of India

St Louis 1904

	Gold	Silver	Bronze	4th	5th	6th	7th	8th	Medals	Points
USA	22	21.8	21	20	13	14	4	2	64.8	658.6
GBR	1	1	-	1	-	-	-	-	2	20
GER	-	-	1	-	2	-	1	-	1	16
CAN	1	-	-	-	-	1	-	-	1	11
GRE	-	-	1	-	1	-	-	-	1	10
HUN	-	-	-	1	1	-	-	-	0	9
FRA	-	1.2	-	-	-	-	-	-	1.2	8.4
CUB	-	-	-	1	-	-	-	-	0	5
Totals	24	24	23	23	17	15	5	2	71	738

Athens 1906

	Gold	Silver	Bronze	4th	5th	6th	7th	8th	Medals	Points
USA	11	4+2=	5+1=	5	4	5	1	-	23	221.5
SWE	2	4	5	5	3	2+1=	1	-	11	121.5
GRE	1	2	3+1=	3	5+2=	2	3+1=	1	7	99
GBR ¹	3	5	1	1	1	-	1	-	9	76
HUN	1	3	1	-	2+1=	1	1	1	5	51
FIN	1	-	1	1	1+1=	-	-	-	2	25
FRA	1	-	-	1	2	-	-	2	1	23
AUS	-	-	2	1	-	2	-	-	2	23
CAN	1	1	-	-	-	-	1	-	2	17
NOR	-	-	-	1	1=	1+1=	1	1	0	15.5
BEL	-	1=	-	1	-	-	-	-	1	11
GER	-	1	-	-	-	-	1=	2	1	10.5
RSA	-	-	1	-	-	-	-	-	1	6

BOH	-	-	-	-	-	1	1	-	0	5
ITA	-	-	-	-	1	-	-	-	0	4
Totals	21	20+3=	19+2=	19	19+5=	14+2=	10+2=	7	65	709

1. Breakdown of combined Great Britain & Ireland team placings:

GBR	1	2	1	1	1	-	1	-	4	39
IRL	2	3	-	-	-	-	-	-	5	37
Totals	3	5	1	1	1	-	1	-	9	76

London 1908

	Gold	Silver	Bronze	4th	5th	6th	7th	8th	Medals	Points
USA	14+2=	9+1=	7+1=	8	4+3=	6+3=	2	4+1=	34	343.2
GBR ¹	7	6+1=	3	5	6	1	-	1+1=	17	175.2
CAN	1	1	3+1=	3	1	3	2	-	6	70
SWE	2	-	2+1=	-	2	-	2	2	5	47
GRE	-	2+1=	-	1	1	1+1=	-	-	3	35
FIN	-	-	1	2	1	2	2	2	1	32
HUN	-	1=	1	1	-	-	3	1	2	24
RSA	1	1	-	1	-	-	-	-	2	20
NOR	-	1	2	-	-	-	-	1=	3	19.2
FRA	-	1=	1	-	2=	-	-	1	2	19
GER	-	1	1	-	-	-	1	1=	2	15.2
NZL ²	-	-	1	-	1	-	-	-	1	10
ITA	-	1	-	-	-	-	-	-	1	7
DEN	-	-	-	-	-	1	-	1=	0	3.2
BEL	-	-	-	-	-	-	-	1=	0	0.2
Totals	25+2=	22+5=	22+3=	21	16+5=	14+4=	12	11+6=	79	820

1. Breakdown of combined Great Britain & Ireland team placings

IRL	1	1+1=	-	-	1	-	-	1	3	26
GBR	6	5	3	5	5	1	-	1+1=	14	149.2
Teams	7	6+1=	3	5	6	1	-	1+1=	17	175.2

2. Australasian team but all these places achieved by New Zealanders

Stockholm 1912

	Gold	Silver	Bronze	4th	5th	6th	7th	8th	Medals	Points
USA	16	12+2=	11	9+5=	11+1=	4+2=	6	3+3=	41	437.5
SWE	4	5	5	4+2=	4+1=	5	7	6	14	179.5
FIN	6	4	3	4	1	3	1	1	13	130
GBR ¹	2	1	5	-	1	2	-	1	8	64
CAN	1	2	1	2+1=	1	-	-	1	4	47
NOR	1	-	-	2	1	1	2	1	1	30
GER	-	2	-	1	-	1	-	2	2	24
RSA	1	1	-	1	-	-	-	1	2	21
FRA	-	2	-	-	-	-	-	1	2	15
GRE	1	-	1	-	-	-	-	-	2	14
HUN	-	-	1	-	-	1	1	-	1	11
ITA	-	-	1	-	1	-	-	-	1	10
DEN	-	-	-	1	1	-	-	-	0	9
AUT	-	-	-	-	1	-	-	-	0	4
TUR	-	-	-	-	-	-	1	-	0	2
Totals	32	29+2=	28	24+8=	22+2=	17+2=	18	17+3=	91	998

1. Breakdown of combined Great Britain & Ireland team placings:

IRL	-	-	-	-	-	1	-	-	0	3
GBR	2	1	5	-	1	1	-	1	8	61
Totals	2	1	5	-	1	2	-	1	8	64

Jim Thorpe (USA)

After winning the 1912 Pentathlon and Decathlon, Thorpe was disqualified for having infringed his amateur status. He was re-instated, posthumously, in 1983 and declared the co-winner of those events along with the men who were promoted after his disqualification; Ferdinand Bie (NOR) and Hugo Wieslander (SWE). Therefore, in these two events two golds, one silver and one bronze medals have been counted here

Antwerp 1920

	Gold	Silver	Bronze	4th	5th	6th	7th	8th	Medals	Points
USA	9	12	8	10	8	7	7	6	29	327
SWE	1	3	10	5	7	4	3+1=	3	14	164.5

1920	Gold	Silver	Bronze	4th	5th	6th	7th	8th	Medals	Points	1928	Gold	Silver	Bronze	4th	5th	6th	7th	8th	Medals	Points
FIN	9	4	3	2	1	3	2	2	16	147	TCH	-	-	-	-	-	-	-	1	0	1
GBR	4	4	4	3	5	4	1	2	12	135	Totals	27	27	27	27	26	25	17+4=	17	81	935
FRA	1	2	1	2	2	2	1=	2	4	55.5	Men	Gold	Silver	Bronze	4th	5th	6th	7th	8th	Medals	Points
ITA	2	-	2	1	1	-	2	-	4	41	USA	8	6	7	6	7	3	4+1=	1	21	224.8
RSA	1	1	1	2	-	2	-	-	3	37	FIN	5	5	4	1	2	4	2	2	14	130
DEN	-	1	-	-	1	2	2	1	1	22	GER	-	2	5	2	3	2	2	-	7	76
NOR	1	-	-	-	2	-	-	1	1	17	SWE	1	2	2	4	1	2	1	2	5	68
BEL	-	-	-	1	-	2	2	1	0	16	GBR	2	2	1	1	4	1	-	2	5	62
EST	-	1	-	-	1	1	-	1	1	15	CAN	2	1	1	2	1	-	-	-	4	43
CAN	1	-	-	1	-	-	-	-	1	13	FRA	1	1	1	1	1	3	2=	1	3	41.5
NZL	-	-	-	1	1	-	-	-	0	9	JPN	1	-	-	2	-	3	1=	-	1	27.8
AUS	-	1	-	-	-	-	-	-	1	7	RSA	1	-	-	-	2	-	-	-	1	16
TCH	-	-	-	1	-	-	-	-	0	5	NOR	-	-	1	1	-	-	-	1	1	12
LUX	-	-	-	-	-	1	-	-	0	3	HUN	-	1	-	-	-	-	-	2	1	9
NED	-	-	-	-	-	-	1	-	0	2	IRL	1	-	-	-	-	-	-	1	8	
Totals	29	29	29	29	29	28	20+2=	19	87	1016											

1. Breakdown of combined Great Britain & Ireland team placings:

GBR	4	4	4	3	5	5	1	2	12	138
IRL	-	-	-	-	1	-	-	-	0	4
Totals	4	4	4	3	6	5	1	2	12	142

Paris 1924

	Gold	Silver	Bronze	4th	5th	6th	7th	8th	Medals	Points
USA	12	10	10	6	9	7	5	3	32	326
FIN	10	5	2	9	2	2	3	3	17	195
GBR	3	3	5	3	2	6	-	-	11	116
SWE	-	3	2	1	2	2	2	5	5	61
FRA	-	-	3	2	4	-	4	1	3	53
ITA	1	1	-	1	-	1	3	1	2	30
SUI	-	2	-	-	1	1	-	-	2	21
RSA	-	1	1	-	1	-	-	1=	2	17.5
HUN	-	1	-	1	1	-	-	-	1	16
CAN	-	-	-	2	1	-	-	1	0	15
NOR	-	-	1	-	1	-	-	1+1=	1	11.5
AUS	1	-	-	-	-	-	-	-	1	8
ARG	-	1	-	-	-	-	-	-	1	7
NED	-	-	1	-	-	-	-	1	1	7
EST	-	-	1	-	-	-	-	-	1	6
NZL	-	-	1	-	-	-	-	-	1	6
DEN	-	-	-	1	-	-	-	-	0	5
CHI	-	-	-	-	-	1	-	-	0	3
JPN	-	-	-	-	-	1	-	-	0	3
BEL	-	-	-	-	-	-	1	-	0	2
Totals	27	27	27	26	24	21	18	16+2=	81	909

Amsterdam 1928

Overall	Gold	Silver	Bronze	4th	5th	6th	7th	8th	Medals	Points
USA	9	8	8	7	7	4	5+1=	2	25	263.8
FIN	5	5	4	1	2	4	2	2	14	130
GER	1	2	6	4	4	3	4	-	9	111
CAN	4	2	2	3	2	-	-	-	8	81
SWE	1	2	4	4	1	2	1	2	7	80
GBR	2	2	1	1	4	1	-	2	5	62
FRA	1	1	1	2	1	3	2=	1	3	46.5
JPN	1	1	-	2	-	3	1=	-	2	34.8
RSA	1	-	-	-	3	-	-	-	1	20
NED	-	1	-	-	1	1	1	-	1	16
NOR	-	-	1	1	-	-	-	1	1	12
ITA	-	-	-	1	-	2	-	-	0	11
POL	1	-	-	-	-	-	-	2	1	10
HUN	-	1	-	-	-	-	-	2	1	9
IRL	1	-	-	-	-	-	-	-	1	8
CHI	-	1	-	-	-	-	-	1	1	8
HAI	-	1	-	-	-	-	-	-	1	7
SUI	-	-	-	-	1	1	-	-	0	7
PHI	-	-	-	1	-	-	-	-	0	5
AUT	-	-	-	-	-	1	1	-	0	5
ARG	-	-	-	-	-	-	1	-	0	2
LAT	-	-	-	-	-	-	1	-	0	2
NZL	-	-	-	-	-	-	1	-	0	2
EST	-	-	-	-	-	-	-	1	0	1

TCH	-	-	-	-	-	-	-	1	0	1
Totals	27	27	27	27	26	25	17+4=	17	81	935
Men	Gold	Silver	Bronze	4th	5th	6th	7th	8th	Medals	Points
USA	8	6	7	6	7	3	4+1=	1	21	224.8
FIN	5	5	4	1	2	4	2	2	14	130
GER	-	2	5	2	3	2	2	-	7	76
SWE	1	2	2	4	1	2	1	2	5	68
GBR	2	2	1	1	4	1	-	2	5	62
CAN	2	1	1	2	1	-	-	-	4	43
FRA	1	1	1	1	1	3	2=	1	3	41.5
JPN	1	-	-	2	-	3	1=	-	1	27.8
RSA	1	-	-	-	2	-	-	-	1	16
NOR	-	-	1	1	-	-	-	1	1	12
HUN	-	1	-	-	-	-	-	2	1	9
IRL	1	-	-	-	-	-	-	-	1	8
CHI	-	1	-	-	-	-	-	1	1	8
ITA	-	-	-	1	-	1	-	-	0	8
HAI	-	1	-	-	-	-	-	-	1	7
SUI	-	-	-	-	1	1	-	-	0	7
PHI	-	-	-	1	-	-	-	-	0	5
NED	-	-	-	-	-	1	1	-	0	5
ARG	-	-	-	-	-	-	1	-	0	2
AUT	-	-	-	-	-	-	1	-	0	2
LAT	-	-	-	-	-	-	1	-	0	2
NZL	-	-	-	-	-	-	1	-	0	2
EST	-	-	-	-	-	-	-	1	0	1
TCH	-	-	-	-	-	-	-	1	0	1
Totals	22	22	22	22	22	21	14+4=	14	66	768

Women	Gold	Silver	Bronze	4th	5th	6th	7th	8th	Medals	Points
USA	1	2	1	1	-	1	1	1	4	39
CAN	2	1	1	1	1	-	-	-	4	38
GER	1	-	1	2	1	1	2	-	2	35
SWE	-	-	2	-	-	-	-	-	2	12
NED	-	1	-	-	1	-	-	-	1	11
POL	1	-	-	-	-	-	-	2	1	10
JPN	-	1	-	-	-	-	-	-	1	7
FRA	-	-	-	1	-	-	-	-	0	5
RSA	-	-	-	-	1	-	-	-	0	4
AUT	-	-	-	-	-	1	-	-	0	3
ITA	-	-	-	-	-	1	-	-	0	3
Totals	5	5	5	5	4	4	3	3	15	167

Los Angeles 1932

Overall	Gold	Silver	Bronze	4th	5th	6th	7th	8th	Medals	Points
USA	16	13	6	8	7	8	4	6	35	361
GER	-	2	3	7	3	4	1	1	5	94
FIN	3	4	4	1	1	1	1	-	11	90
GBR	2	4	2	2	4	1	2	-	8	89
JPN	1	1	2	1	5	4	1+1=	3	4	70.5
CAN	1	3	5	1	-	1	-	1	9	68
ITA	1	-	2	-	2	1	1	1	3	34
SWE	-	1	-	2	2	2	1	-	1	33
POL	2	-	1	-	-	1	1+1=	-	3	28.5
IRL	2	-	-	1	-	-	-	1	2	22
RSA	-	-	1	1	2	1	-	-	1	22
ARG	1	-	-	-	1	1	1	-	1	17
FRA	-	-	1	1	-	-	1	1	1	14
NED	-	-	-	2	1	-	-	-	0	14
NZL	-	-	-	2	-	-	1	-	0	12
HUN	-	-	-	-	1	1	-	1	0	8
LAT	-	1	-	-	-	-	-	-	1	7
TCH	-	-	1	-	-	-	-	1	1	7
PHI	-	-	1	-	-	-	-	-	1	6
BRA	-	-	-	-	-	1	-	1	0	4
MEX	-	-	-	-	-	-	2	-	0	4
AUS	-	-	-	-	-	1	-	-	0	3
GRE	-	-	-	-	-	-	1	-	0	2
Totals	29	29	29	29	29	28	18+2=	17	87	1010
Men	Gold	Silver	Bronze	4th	5th	6th	7th	8th	Medals	Points
USA	11	10	5	7	6	5	4	6	26	276
FIN	3	4	4	1	1	1	1	-	11	90
GBR	2	4	1	2	2	1	2	-	7	75

1932	Gold	Silver	Bronze	4th	5th	6th	7th	8th	Medals	Points	1936	Gold	Silver	Bronze	4th	5th	6th	7th	8th	Medals	Points
GER	-	1	2	5	2	3	-	-	3	61	ARG	-	-	-	1	-	1	1	-	0	10
JPN	1	1	2	-	4	4	1=	1	4	57.5	NOR	-	-	-	1	1	-	-	-	0	9
CAN	1	1	4	1	-	-	-	1	6	45	NZL	1	-	-	-	-	-	-	-	1	8
ITA	1	-	2	-	2	1	1	1	3	34	LAT	-	-	1	-	-	-	1	-	1	8
SWE	-	1	-	2	2	2	1	-	1	33	TCH	-	-	-	1	-	1=	1	-	0	7.5
IRL	2	-	-	1	-	-	-	1	2	22	HUN	-	-	-	-	-	1+2=	1	1	0	7.1
ARG	1	-	-	-	1	1	1	-	1	17	AUS	-	-	1	-	-	-	-	1	1	7
FRA	-	-	1	1	-	-	1	1	1	14	PHI	-	-	1	-	-	-	-	-	1	6
NZL	-	-	-	2	-	-	1	-	-	12	GRE	-	-	-	-	-	2	-	-	0	6
RSA	-	-	-	1	1	1	-	-	-	12	BRA	-	-	-	-	1	-	-	-	0	4
POL	1	-	-	-	-	-	1+1=	-	1	11.5	RSA	-	-	-	-	-	1	-	1	0	4
HUN	-	-	-	-	1	1	-	1	-	8	FRA	-	-	-	-	-	-	-	3	0	3
LAT	-	1	-	-	-	-	-	-	1	7	EST	-	-	-	-	-	-	-	2	0	2
TCH	-	-	1	-	-	-	-	1	1	7	AUT	-	-	-	-	-	2=	-	-	0	1.1
PHI	-	-	1	-	-	-	-	-	1	6	Totals	23	23	23	22+2=	22	20+15=	14	14	69	804
NED	-	-	-	-	1	-	-	-	-	4	WomenGoldSilverBronze				4th	5th	6th	7th	8th	Medals	Points
BRA	-	-	-	-	-	1	-	1	-	4	GER	2	2	3	1	-	3	-	-	7	62
AUS	-	-	-	-	-	1	-	-	-	3	USA	2	-	-	-	1+1=	-	1	1+2=	2	26.4
GRE	-	-	-	-	-	-	1	-	-	2	POL	-	2	1	-	-	-	-	-	3	20
MEX	-	-	-	-	-	-	1	-	-	2	ITA	1	-	-	2	-	-	-	-	1	18
Totals	23	23	23	23	23	22	15+2=	14	69	803											

Women	Gold	Silver	Bronze	4th	5th	6th	7th	8th	Medals	Points
USA	5	3	1	1	1	3	-	-	9	85
GER	-	1	1	2	1	1	1	1	2	33
CAN	-	2	1	-	-	1	-	-	3	23
POL	1	-	1	-	-	1	-	-	2	17
GBR	-	-	1	-	2	-	-	-	1	14
JPN	-	-	-	1	1	-	1	2	-	13
RSA	-	-	1	-	1	-	-	-	1	10
NED	-	-	-	2	-	-	-	-	-	10
MEX	-	-	-	-	-	-	1	-	-	2
Totals	6	6	6	6	6	6	3	3	18	207

Berlin 1936

Overall	Gold	Silver	Bronze	4th	5th	6th	7th	8th	Medals	Points
USA	14	7	4	5	7+1=	5	2	5+2	25	265.4
GER	5	4	7	3+1=	2	4+1=	3	1	16	158
FIN	3	5	2	4	2	1+1=	-	-	10	103.5
JPN	2	2	3	3	3	1+3=	-	-	7	81.5
GBR	2	5	-	1	2	1+1=	1	1=	7	69.7
CAN	-	1	3	1	4	2+1=	-	1=	4	52.7
ITA	1	2	2	2+1=	-	1=	1	-	5	51.0
SWE	-	-	2	2	1	3+1=	2	1	2	40.5
NED	-	-	2	-	3+1=	1	1	1	2	33
POL	-	2	1	1	1	1=	1	-	3	31.5
SUI	-	1	-	1	-	1	1	-	1	17
HUN	1	-	-	-	-	1+2=	1	1	1	15.1
AUS	-	-	1	-	1=	-	-	1	1	10
ARG	-	-	-	1	-	1	1	-	0	10
NOR	-	-	-	1	1	-	-	-	0	9
NZL	1	-	-	-	-	-	-	-	1	8
LAT	-	-	1	-	-	-	1	-	1	8
FRA	-	-	-	1	-	-	-	3	0	8
TCH	-	-	-	1	-	1=	1	-	0	7.5
AUT	-	-	-	1	-	2=	-	1=	0	6.3
PHI	-	-	1	-	-	-	-	-	1	6
GRE	-	-	-	-	-	2	-	-	0	6
BRA	-	-	-	-	1	-	-	-	0	4
RSA	-	-	-	-	-	1	-	1	0	4
EST	-	-	-	-	-	-	-	2	0	2
Totals	29	29	29	28+2=	27+3=	24+15=	16	16+5=	87	1008

Men	Gold	Silver	Bronze	4th	5th	6th	7th	8th	Medals	Points
USA	12	7	4	5	6	5	1	4	23	239
FIN	3	5	2	4	2	1+1=	-	-	10	103.5
GER	3	2	4	2+1=	2	1+1=	3	1	9	96
JPN	2	2	3	2	1	1+3=	-	-	7	68.5
GBR	2	3	-	1	2	1+1=	1	-	5	55.5
CAN	-	1	1	1	4	2+1=	-	-	2	40.5
SWE	-	-	2	2	1	2+1=	2	1	2	37.5
ITA	-	2	2	1=	-	1=	1	-	4	33.0
NED	-	-	2	-	1	1	-	-	2	19
SUI	-	1	-	1	-	1	1	-	1	17
POL	-	-	-	1	1	1=	1	-	0	11.5

Women	Gold	Silver	Bronze	4th	5th	6th	7th	8th	Medals	Points
GER	2	2	3	1	-	3	-	-	7	62
USA	2	-	-	-	1+1=	-	1	1+2=	2	26.4
POL	-	2	1	-	-	-	-	-	3	20
ITA	1	-	-	2	-	-	-	-	1	18
GBR	-	2	-	-	-	-	-	1=	2	14.2
NED	-	-	-	-	2+1=	-	1	1	0	14
JPN	-	-	-	1	2	-	-	-	0	13
CAN	-	-	2	-	-	-	-	1=	2	12.2
HUN	1	-	-	-	-	-	-	-	1	8
AUT	-	-	-	1	-	-	-	1=	0	5.2
FRA	-	-	-	1	-	-	-	-	0	5
SWE	-	-	-	-	-	1	-	-	0	3
AUS	-	-	-	-	1=	-	-	-	0	3
Totals	6	6	6	6	5+3=	4	2	2+5=	18	204

London 1948

Overall	Gold	Silver	Bronze	4th	5th	6th	7th	8th	Medals	Points
USA	12	5	10	7	2	5	2	2	27	255
SWE	5	3	5	1	7	3	3+1=	1	13	141.5
GBR	-	6	1	3	4	3	3+1=	4	7	99.5
FRA	2	3	3	3	2	3	2	2	8	93
NED	4	-	2	1	2	3	-	1	6	67
AUS	1	3	2	1	2	1	2	-	6	61
FIN	1	2	-	2	2	3	2+1=	1	3	55.5
ITA	1	3	1	-	-	1	1	1	5	41
JAM	1	2	-	1+1=	-	3	-	-	3	40.5
NOR	-	1	-	4	1	-	-	2	1	33
HUN	2	-	1	1	1	-	-	-	3	31
AUT	1	-	1	-	2	2	1	1	2	31
ARG	1	1	-	2	1	-	-	1	2	30
TCH	1	1	-	1	1	1	1	1	2	30
CAN	-	-	1	1+1=	2	1	-	-	1	26.5
DEN	-	-	1	1	1	-	-	1	1	16
SUI	-	1	1	-	-	-	1=	-	2	14.5
BEL	1	-	1	-	-	-	-	-	2	14
YUG	-	1	-	-	-	1	2	-	1	14
PAN	-	-	2	-	-	-	-	-	2	12
RSA	-	-	-	1	-	2	-	-	0	11
POL	-	-	-	2	-	-	-	-	0	10
SRI	-	1	-	-	-	-	-	-	1	7
TUR	-	-	1	-	-	-	-	-	1	6
BRA	-	-	-	-	1	-	-	1	0	5
GRE	-	-	-	-	-	-	1	-	0	2
ESP	-	-	-	-	-	-	-	1	0	1
Totals	33	33	33	32+2=	31	32	20+4=	20	99	1148

Men	Gold	Silver	Bronze	4th	5th	6th	7th	8th	Medals	Points
USA	11	5	9	6	2	5	2	2	25	236
SWE	5	3	4	1	7	3	2+1=	1	12	133.5
GBR	-	2	1	2	3	2	3+1=	2	3	57.5
FRA	-	3	1	1	2	3	2	1	4	54
FIN	1	1	-	2	2	3	2+1=	1	2	48.5
AUS	1	2	-	-	2	1	1	-	3	35
NOR	-	1	-	4	1	-	-	2	1	33
JAM	1	2	-	1	-	1	-	-	3	30
ITA	1	1	1	-	-	1	1	1	3	27
HUN	1	-	1	1	1	-	-	-	2	23
ARG	1	-	-	2	1	-	-	-	1	22

1948	Gold	Silver	Bronze	4th	5th	6th	7th	8th	Medals	Points	1952	Gold	Silver	Bronze	4th	5th	6th	7th	8th	Medals	Points
TCH	1	1	-	1	-	-	-	1	2	21	GEO	-	0.25	2	0.25	-	-	1	-	2.25	17
NED	-	-	2	-	-	1	-	-	2	15	BLR	-	-	-	1	-	-	1	-	0	7
SUI	-	1	1	-	-	-	1=	-	2	14.5	EST	-	-	1	-	-	-	-	-	1	6
BEL	1	-	1	-	-	-	-	-	2	14	KGZ	-	0.25	-	-	1	-	-	-	0.25	5.75
YUG	-	1	-	-	-	1	1	-	1	12	Totals	2	8	7	9	3	6	3+1=	2	17	198.5
PAN	-	-	2	-	-	-	-	-	2	12	Men	Gold	Silver	Bronze	4th	5th	6th	7th	8th	Medals	Points
RSA	-	-	-	1	-	1	-	-	0	8	USA	14	10	6	3	-	1	2	-	30	240
SRI	-	1	-	-	-	-	-	-	1	7	URS ¹	-	4	2	6	3	5	3	2	6	105
CAN	-	-	-	-	1	1	-	-	0	7	GBR	-	-	2	5	7	1	1	1	2	71
TUR	-	-	1	-	-	-	-	-	1	6	GER	-	1	4	1	1	4	-	2	5	54
DEN	-	-	-	1	-	-	-	1	0	6	SWE	1	-	2	1	2	2	5	4	3	53
POL	-	-	-	1	-	-	-	-	0	5	JAM	2	3	-	-	2	-	-	-	5	45
BRA	-	-	-	-	1	-	-	1	0	5	HUN	1	-	4	-	1	-	2	-	5	40
GRE	-	-	-	-	-	-	1	-	0	2	TCH CZE	3	1	-	1	-	1	-	-	4	39
AUT	-	-	-	-	-	-	-	1	0	1	FRA	-	2	-	1	2	1	1	1	2	33
ESP	-	-	-	-	-	-	-	1	0	1	FIN	-	-	1	2	3	-	-	2	1	30
Totals	24	24	24	24	23	23	15+4=	15	72	836	BRA	1	-	1	1	-	-	1	-	2	21
Women	Gold	Silver	Bronze	4th	5th	6th	7th	8th	Medals	Points	ITA	1	1	-	-	-	1	-	2	2	20
NED	4	-	-	1	2	2	-	1	4	52	ARG	-	1	-	-	-	2	-	-	1	13
GBR	-	4	-	1	1	1	-	2	4	42	AUS	-	-	-	-	1	3	-	-	0	13
FRA	2	-	2	2	-	-	-	1	4	39	LUX	1	-	-	-	-	-	-	-	1	8
AUT	1	-	1	-	2	2	1	-	2	30	NOR	-	-	-	-	1	-	1	2	0	8
AUS	-	1	2	1	-	-	1	-	3	26	SUI	-	1	-	-	-	-	-	-	1	7
CAN	-	-	1	1+1=	1	-	-	-	1	19.5	NZL	-	-	1	-	-	-	-	-	1	6
USA	1	-	1	1	-	-	-	-	2	19	VEN	-	-	1	-	-	-	-	-	1	6
ITA	-	2	-	-	-	-	-	-	2	14	JPN	-	-	-	-	-	2	-	-	0	6
JAM	-	-	-	1=	-	2	-	-	0	10.5	ROU	-	-	-	-	-	1	1	1	0	6
DEN	-	-	1	-	1	-	-	-	1	10	CAN	-	-	-	1	-	-	-	-	0	5
TCH	-	-	-	-	1	1	1	-	0	9	DEN	-	-	-	1	-	-	-	-	0	5
HUN	1	-	-	-	-	-	-	-	1	8	KOR	-	-	-	1	-	-	-	-	0	5
ARG	-	1	-	-	-	-	-	1	1	8	YUG ^{SRB}	-	-	-	-	1	-	-	-	0	4
SWE	-	-	1	-	-	-	1	-	1	8	Totals	24	24	24	24	24	24	17	17	72	843
FIN	-	1	-	-	-	-	-	-	1	7	1. Breakdown of USSR placings with relay points divided by four:										
POL	-	-	-	1	-	-	-	-	0	5	RUS	-	3.5	1	3	1	4	-	1	4.5	62.5
RSA	-	-	-	-	-	1	-	-	0	3	UKR	-	-	-	2	1	1	1	1	0	20
YUG	-	-	-	-	-	-	1	-	0	2	BLR	-	-	-	1	-	-	1	-	0	7
Totals	9	9	9	8+2=	8	9	5	5	27	312	EST	-	-	1	-	-	-	-	-	1	6

Helsinki 1952

Overall	Gold	Silver	Bronze	4th	5th	6th	7th	8th	Medals	Points
USA	15	10	6	3	-	2	3	-	31	253
URS ¹	2	8	7	9	3	6	3+1=	2	17	198.5
GBR	-	1	4	6	8	1	1+1=	1	5	100.5
GER	-	3	5	3	4	5	-	3	8	100
AUS	3	-	1	2	2	3	-	1	4	58
SWE	1	-	2	1	2	2	5	4	3	53
TCH CZE	4	1	-	1	1	1	-	-	5	51
JAM	2	3	-	-	2	-	-	-	5	45
HUN	1	-	4	-	1	-	2	1	5	41
FRA	-	2	-	1	2	1	1	1	2	33
FIN	-	-	1	2	3	-	-	3	1	31
BRA	1	-	1	1	-	-	1	-	2	21
ITA	1	1	-	-	-	1	-	2	2	20
RSA	1	1	-	-	-	1	-	-	2	18
NZL	1	-	1	-	-	1	-	-	2	17
ARG	-	1	-	-	-	2	1	-	1	15
NED	-	1	-	-	1	1	-	-	1	14
JPN	-	-	-	1	-	2	-	-	0	11
DEN	-	-	-	1	1	-	-	-	0	9
ROU	-	-	-	-	-	2	1	1	0	9
LUX	1	-	-	-	-	-	-	-	1	8
NOR	-	-	-	-	1	-	1	2	0	8
SUI	-	1	-	-	-	-	-	-	1	7
AUT	-	-	-	-	1	1	-	-	0	7
VEN	-	-	1	-	-	-	-	-	1	6
YUG ^{SRB}	-	-	-	-	1	-	1	-	0	6
CAN	-	-	-	1	-	-	-	-	0	5
KOR	-	-	-	1	-	-	-	-	0	5
POL	-	-	-	-	-	-	1	-	0	2
Totals	33	33	33	33	33	32	21+2=	21	99	1152

1. Breakdown of USSR placings with relay points divided by four:										
RUS	2	7.5	4	5.5	1	5	1=	1	13.5	141.5
UKR	-	-	-	2.25	1	1	1	1	0	21.25

Women	Gold	Silver	Bronze	4th	5th	6th	7th	8th	Medals	Points
URS ¹	2	4	5	3	-	1	1=	-	11	93.5
GER	-	2	1	2	3	1	-	1	3	46
AUS	3	-	1	2	1	-	-	1	4	45
GBR	-	1	2	1	1	-	1=	-	3	29.5
RSA	1	1	-	-	-	1	-	-	2	18
NED	-	1	-	-	1	1	-	-	1	14
USA	1	-	-	-	-	1	1	-	1	13
TCH CZE	1	-	-	-	1	-	-	-	1	12
NZL	1	-	-	-	-	1	-	-	1	11
AUT	-	-	-	-	1	1	-	-	0	7
JPN	-	-	-	1	-	-	-	-	0	5
DEN	-	-	-	-	1	-	-	-	0	4
ROU	-	-	-	-	-	1	-	-	0	3
ARG	-	-	-	-	-	-	1	-	0	2
POL	-	-	-	-	-	-	1	-	0	2
YUG ^{SRB}	-	-	-	-	-	-	1	-	0	2
FIN	-	-	-	-	-	-	-	1	0	1
HUN	-	-	-	-	-	-	-	1	0	1
Totals	9	9	9	9	9	8	4+2=	4	27	309

1. Breakdown of USSR placings with relay points divided by four:										
RUS	2	4	3	2.5	-	1	1=	-	9	79
GEO	-	-	2	0.25	-	-	-	-	2	13.25
UKR	-	-	-	0.25	-	-	-	-	0	1.25
Totals	2	4	5	3	-	1	1=	-	11	93.5

Melbourne 1956

Overall	Gold	Silver	Bronze	4th	5th	6th	7th	8th	Medals	Points
USA	16	10	5	8	1	2	1+1=	1	31	282.5
URS ¹	5	6+1=	9+1=	6	6	5	2	2	22	223
AUS	4	2	6	1	2	4	2+1=	2	12	114.5

1956	Gold	Silver	Bronze	4th	5th	6th	7th	8th	Medals	Points	1956	Gold	Silver	Bronze	4th	5th	6th	7th	8th	Medals	Points
GER	-	5	2	5	2	3	1	1	7	92	BEL	-	-	-	-	-	-	1	-	0	2
GBR	1	3+1=	2	1	6	2	1	5	7	89.5	KEN	-	-	-	-	-	-	1	-	0	2
HUN	-	2	-	2	2	1	2	-	2	39	DEN	-	-	-	-	-	-	-	1	0	1
POL	1	1	-	1	1	4	-	-	2	36	TPE	-	-	-	-	-	-	-	1	0	1
SWE	-	-	1	3	2	1	-	1	1	33	Totals	24	24	23+2=	23	24	23	16+2=	16	73	840
TCH CZE	1	-	1	1	1	2	1	1+1=	2	32.5	1. Breakdown of USSR placings with relay points divided by four:										
ITA	-	-	-	2	2	2	-	-	0	24	RUS	1	14.25+1=	-	2	4	2	1	2	7.25	82.25
FIN	-	-	2+1=	-	-	-	2	-	3	21.5	UKR	2	-	1.25	-	-	1	1	-	3.25	28.75
NOR	1	-	2	-	-	-	-	1	3	21	EST	-	-	1	1	-	-	-	-	1	11
NZL	1	-	-	-	1	-	3	-	1	18	BLR	-	1	-	-	-	1	-	-	1	10
YUG ²	-	1	-	-	1	1	-	2	1	16	LTU	-	1	-	-	-	-	-	-	1	7
FRA	1	-	-	-	1	-	1	-	1	14	AZE	-	0.25	-	-	-	-	-	-	0.25	1.75
BRA	1	-	-	-	-	1	-	-	1	11	KGZ	-	0.25	-	-	-	-	-	-	0.25	1.75
RSA	-	-	-	-	-	2	1	1=	0	8.5	Totals	3	4	6+1=	3	4	4	2	2	14	142.5
IRL	1	-	-	-	-	-	-	-	1	8	2. Breakdown of Yugoslavian placings:										
TRI	-	-	-	1	-	1	-	-	0	8	SRB	-	1	-	-	-	-	-	-	1	7
CAN	-	-	-	-	2	-	-	-	0	8	SLO	-	-	-	-	1	-	-	-	0	4
CHI	-	1	-	-	-	-	-	-	1	7	CRO	-	-	-	-	-	1	-	-	0	3
ISL	-	1	-	-	-	-	-	-	1	7	BIH	-	-	-	-	-	-	-	1	0	1
GRE	-	-	1	-	-	-	-	1	1	7	Totals	-	1	-	-	1	1	-	1	1	15
JPN	-	-	-	-	1	-	1	1	0	7	Women GoldSilverBronze 4th 5th 6th 7th 8th Medals Points										
KOR	-	-	-	1	-	-	-	-	0	5	URS ¹	2	2+1=	3	3	2	1	-	-	8	80.5
NGR	-	-	-	-	1	-	-	-	0	4	AUS	4	-	3	1	-	2	-	1	7	62
ROU	-	-	-	-	1	-	-	-	0	4	GER	-	3	1	1	-	2	-	-	4	38
ARG	-	-	-	-	-	1	-	-	0	3	USA	1	1	1	2	-	1	-	1	3	35
AUT	-	-	-	-	-	-	1	-	0	2	GBR	-	1+1=	-	-	1	1	-	-	2	20.5
BEL	-	-	-	-	-	-	1	-	0	2	TCH CZE ¹	-	-	-	1	-	-	1	1+1=	1	16.5
KEN	-	-	-	-	-	-	1	-	0	2	POL	1	-	-	-	-	1	-	-	1	11
DEN	-	-	-	-	-	-	-	1	0	1	SWE	-	-	-	1	1	-	-	-	0	9
TPE	-	-	-	-	-	-	-	1	0	1	ITA	-	-	-	-	2	-	-	-	0	8
Totals	33	32+2=	31+2=	32	33	32	21+2=	20+2=	100	1152	NZL	-	-	-	-	1	-	2	-	0	8

1. Breakdown of USSR placings with relay points divided by four:

RUS	2	3.25+1=	6+1=	3.5	5	3	1	2	13.25	137.25
UKR	2	0.25	1	0.25	1	1	1	-	3.25	34
EST	-	-	1	1	-	-	-	-	1	11
BLR	-	1	-	0.25	-	1	-	-	1	11.25
LAT	1	-	-	-	-	-	-	-	1	8
LTU	-	1	-	-	-	-	-	-	1	7
GEO	-	-	1	-	-	-	-	-	1	6
AZE	-	0.25	-	1	-	-	-	-	0.25	6.75
KGZ	-	0.25	-	-	-	-	-	-	0.25	1.75
Totals	5	6+1=	9+1=	6	6	5	2	2	22	223

2. Breakdown of Yugoslavian placings:

SRB	-	1	-	-	-	-	-	-	1	7
SLO	-	-	-	-	1	-	-	1	0	5
CRO	-	-	-	-	-	1	-	-	0	3
BIH	-	-	-	-	-	-	-	1	0	1
Totals	-	1	-	-	1	1	-	2	1	16

Men	Gold	Silver	Bronze	4th	5th	6th	7th	8th	Medals	Points
USA	15	9	4	6	1	1	1+1=	-	28	247.5
URS ¹	3	4	6+1=	3	4	4	2	2	14	142.5
GBR	1	2	2	1	5	1	1	5	5	69
GER	-	2	1	4	2	1	1	1	3	54
AUS	-	2	3	-	2	2	2+1=	1	5	52.5
HUN	-	2	-	2	2	1	1	-	2	37
POL	-	1	-	1	1	3	-	-	1	25
SWE	-	-	1	2	1	1	-	1	1	24
FIN	-	-	2+1=	-	-	-	2	-	3	21.5
NOR	1	-	2	-	-	-	-	1	3	21
TCH CZE	-	-	1	-	1	2	-	-	1	16
ITA	-	-	-	2	-	2	-	-	0	16
YUG ²	-	1	-	-	1	1	-	1	1	15
BRA	1	-	-	-	-	1	-	-	1	11
FRA	1	-	-	-	-	-	1	-	1	10
NZL	1	-	-	-	-	-	1	-	1	10
IRL	1	-	-	-	-	-	-	-	1	8
TRI	-	-	-	1	-	1	-	-	0	8
CAN	-	-	-	-	2	-	-	-	0	8
RSA	-	-	-	-	-	2	1	-	0	8
ISL	-	1	-	-	-	-	-	-	1	7
GRE	-	-	1	-	-	-	-	1	1	7
JPN	-	-	-	-	1	-	1	1	0	7
KOR	-	-	-	1	-	-	-	-	0	5
NGR	-	-	-	-	1	-	-	-	0	4

Rome 1960

Overall	Gold	Silver	Bronze	4th	5th	6th	7th	8th	Medals	Points
URS ¹	11	5	5	10	6	3+1=	2	5	21	247.5
USA	12	8	6	1	2	7	2	2	26	228
GER	2	8	3	9	3	4	2+1=	3	13	167
GBR	1	2+1=	4	1	3	2+1=	1	2	8	81.5
POL	2	1+1=	3	1	4	2	2	2	7	80.5
ITA	1	-	2	1	1	2	2	-	3	39
AUS	1	2	1	-	1	1+1=	-	-	4	37
NZL	2	-	1	1	2	-	-	-	3	35
SWE	-	1	-	1	2	2+1=	1+1=	-	1	31
HUN	-	1	2	1	-	-	1	-	3	26
FIN	-	-	1	1	2	1=	1	1	1	24.5
FRA	-	1	1	-	1	1	2	-	2	24
ROU	1	-	1	-	1	-	-	-	2	18
TCH CZE	-	1	-	1	-	-	1=	3	1	16
BW ²	-	-	2	-	1	-	-	-	2	16
BEL	-	1	-	1	-	-	-	-	1	12
RSA	-	-	1	1	-	-	-	-	1	11
ETH	1	-	-	-	-	-	1	-	1	10
SUI	-	-	-	-	1	2	-	-	0	10
MAR	-	1	-	-	-	-	-	1	1	8

1960	Gold	Silver	Bronze	4th	5th	6th	7th	8th	Medals	Points	1960	Gold	Silver	Bronze	4th	5th	6th	7th	8th	Medals	Points
NED	-	-	-	-	1	-	2	-	0	8	BAR	-	-	0.25	-	-	-	-	-	0.25	1.5
TPE	-	1	-	-	-	-	-	-	1	7	Totals	-	-	2	-	1	-	-	-	2	16
IND	-	-	-	1	-	-	-	1	0	6	Women	Gold	Silver	Bronze	4th	5th	6th	7th	8th	Medals	Points
CUB	-	-	-	1	-	-	-	-	0	5	URS ¹	6	1	1	4	5	1	1	2	8	108
IRL	-	-	-	1	-	-	-	-	0	5	GER	-	3	3	3	1	2	-	1	6	65
PUR	-	-	-	1	-	-	-	-	0	5	GBR	-	2+1=	1	1	-	2+1=	1	-	4	41.5
ISL	-	-	-	-	1	-	-	-	0	4	USA	3	-	-	1	-	1	1	-	4	35
NOR	-	-	-	-	1	-	-	-	0	4	POL	-	1+1=	1	-	2	-	-	1	3	28.5
VEN	-	-	-	-	1	-	-	-	0	4	ROU	1	-	1	-	-	-	-	-	2	14
CAN	-	-	-	-	-	1	-	-	0	3	TCH ^{CZE}	-	1	-	1	-	-	-	1	1	13
DEN	-	-	-	-	-	1	-	-	0	3	ITA	-	-	1	-	1	1	-	-	1	13
KEN	-	-	-	-	-	1	-	-	0	3	AUS	-	1	-	-	-	1+1=	-	-	1	12
YUG ^{CRO}	-	-	-	-	-	1	-	-	0	3	NZL	-	-	-	1	-	-	-	-	0	5
Totals	34	33+2=	33	34	34	30+5=	19+3=	20	102	1182	FRA	-	-	-	-	1	-	-	-	0	4

1. Breakdown of USSR placings with relay points divided by four:

RUS	7	3.25	4	3.25	4	2	2	5	14.25	150
UKR	3	0.25	-	3.5	1	1+1=	-	-	3.25	52.75
BLR	-	1	-	3.25	-	-	-	-	1	23.25
GEO	1	-	-	-	-	-	-	-	1	8
LTU	-	-	1	-	-	-	-	-	1	6
AZE	-	0.25	-	-	1	-	-	-	0.25	5.75
KAZ	-	0.25	-	-	-	-	-	-	0.25	1.75
Totals	11	5	5	10	6	3+1=	2	5	21	247.5

2. Breakdown of British West Indies placings:

JAM	-	-	1.75	-	1	-	-	-	1.75	14.5
BAR	-	-	0.25	-	-	-	-	-	0.25	1.5
Totals	-	-	2	-	1	-	-	-	2	16

Overall	Gold	Silver	Bronze	4th	5th	6th	7th	8th	Medals	Points
USA	9	8	5	1	2	6	1	2	22	193
URS ¹	5	4	4	6	1	2+1=	1	3	13	139.5
GER	2	5	-	6	2	2	2+1=	2	7	102
POL	2	-	2	1	2	2	2	1	4	52
GBR	1	-	3	-	3	-	-	2	4	40
NZL	2	-	1	-	2	-	-	-	3	30
SWE	-	1	-	1	2	2	1+1=	-	1	29
ITA	1	-	1	1	-	1	2	-	2	26
AUS	1	1	1	-	1	-	-	-	3	25
FIN	-	-	1	1	2	1=	1	1	1	24.5
HUN	-	1	2	1	-	-	-	-	3	24
FRA	-	1	1	-	-	1	2	-	2	20
BW ²	-	-	2	-	1	-	-	-	2	16
BEL	-	1	-	1	-	-	-	-	1	12
RSA	-	-	1	1	-	-	-	-	1	11
ETH	1	-	-	-	-	-	1	-	1	10
SUI	-	-	-	-	1	2	-	-	0	10
MAR	-	1	-	-	-	-	-	1	1	8
TPE	-	1	-	-	-	-	-	-	1	7
IND	-	-	-	1	-	-	-	1	0	6
NED	-	-	-	-	1	-	1	-	0	6
CUB	-	-	-	1	-	-	-	-	0	5
IRL	-	-	-	1	-	-	-	-	0	5
PUR	-	-	-	1	-	-	-	-	0	5
ISL	-	-	-	-	1	-	-	-	0	4
NOR	-	-	-	-	1	-	-	-	0	4
ROU	-	-	-	-	1	-	-	-	0	4
VEN	-	-	-	-	1	-	-	-	0	4
CAN	-	-	-	-	-	1	-	-	0	3
DEN	-	-	-	-	-	1	-	-	0	3
KEN	-	-	-	-	-	1	-	-	0	3
YUG ^{CRO}	-	-	-	-	-	1	-	-	0	3
TCH ^{CZE}	-	-	-	-	-	-	1=	2	0	3
Totals	24	24	24	24	24	22+2=	14+3=	15	72	837

1. Breakdown of USSR placings with relay points divided by four:

RUS	2	2	4	2	1	1	1	3	8	76
UKR	2	0.25	-	3	-	1+1=	-	-	2.25	38.25
BLR	-	1.25	-	1	-	-	-	-	1.25	13.75
GEO	1	-	-	-	-	-	-	-	1	8
KAZ	-	0.25	-	-	-	-	-	-	0.25	1.75
AZE	-	0.25	-	-	-	-	-	-	0.25	1.75
Totals	5	4	4	6	1	2+1=	1	3	13	139.5

2. Breakdown of British West Indies placings:

JAM	-	-	1.75	-	1	-	-	-	1.75	14.5
-----	---	---	------	---	---	---	---	---	------	------

BAR	-	-	0.25	-	-	-	-	-	0.25	1.5
Totals	-	-	2	-	1	-	-	-	2	16
Women	Gold	Silver	Bronze	4th	5th	6th	7th	8th	Medals	Points
URS ¹	6	1	1	4	5	1	1	2	8	108
GER	-	3	3	3	1	2	-	1	6	65
GBR	-	2+1=	1	1	-	2+1=	1	-	4	41.5
USA	3	-	-	1	-	1	1	-	4	35
POL	-	1+1=	1	-	2	-	-	1	3	28.5
ROU	1	-	1	-	-	-	-	-	2	14
TCH ^{CZE}	-	1	-	1	-	-	-	1	1	13
ITA	-	-	1	-	1	1	-	-	1	13
AUS	-	1	-	-	-	1+1=	-	-	1	12
NZL	-	-	-	1	-	-	-	-	0	5
FRA	-	-	-	-	1	-	-	-	0	4
HUN	-	-	-	-	-	-	1	-	0	2
NED	-	-	-	-	-	-	1	-	0	2
SWE	-	-	-	-	-	1=	-	-	0	2
Totals	10	9+2=	9	10	10	8+3=	5	5	30	345

1. Breakdown of USSR placings with relay points divided by four:

RUS	5	1	-	1.25	3	1	1	2	6	72.25
UKR	1	-	-	0.5	1	-	-	-	1	14.5
BLR	-	-	-	2.25	-	-	-	-	0	11.25
LTU	-	-	1	-	-	-	-	-	1	6
AZE	-	-	-	-	1	-	-	-	0	4
Totals	6	1	1	4	5	1	1	2	8	108

Tokyo 1964

Overall	Gold	Silver	Bronze	4th	5th	6th	7th	8th	Medals	Points
USA	14	7	3	4	5	4+1=	3	4	24	243.5
URS ¹	5	2	11	4	10	3	7	4	18	207
GER	2	5	3	3	5	4+1=	5	5	10	133.5
GBR	4	7	1	5	-	2	1	6	12	126
POL	2	4	2	2	-	6	2	2	8	90
AUS	1	1	4	2	1	2	1	1	6	62
HUN	-	3	1	2	3	1	1	-	4	54
NZL	2	-	2	1	-	1	2	-	4	40
ROU	2	-	1	-	2	1	-	2	3	35
FRA	-	1	1	1	1	2	1	3	2	33
ITA	1	-	1	1	1	1	2	2	2	32
CAN	-	1	1	1	1	-	1	-	2	24
TRI	-	1	2	-	-	-	-	1	3	20
JAM	-	-	-	4	-	-	-	-	0	20
TCH ^{CZE}	-	2	-	-	-	1	-	-	2	17
JPN	-	-	1	-	1	1	1	1	1	16
SWE	-	-	1	1	-	1=	-	1	1	14.5
ETH	1	-	-	1	-	-	-	-	1	13
FIN	1	-	-	-	-	1	1	-	1	13
BEL	1	-	-	-	-	-	1	2	1	12
CUB	-	1	-	-	1	-	-	-	1	11
KEN	-	-	1	-	1	-	-	-	1	10
BUL	-	-	-	1	-	1	1	-	0	10
YUG ²	-	-	-	-	1	-	2	-	0	8
TUN	-	1	-	-	-	-	-	-	1	7
BRA	-	-	-	1	-	-	-	-	0	5
NGR	-	-	-	1	-	-	-	-	0	5
POR	-	-	-	1	-	-	-	-	0	5
NED	-	-	-	-	-	1	1	-	0	5
IND	-	-	-	-	1	-	-	-	0	4
SUI	-	-	-	-	1	-	-	-	0	4
TPE	-	-	-	-	1	-	-	-	0	4
ESP	-	-	-	-	-	1	-	-	0	3
VEN	-	-	-	-	-	1	-	-	0	3
CIV	-	-	-	-	-	1=	-	-	0	2.5
GHA	-	-	-	-	-	-	1	-	0	2
BAH	-	-	-	-	-	-	-	1	0	1
NOR	-	-	-	-	-	-	-	1	0	1
Totals	36	36	36	36	36	34+4=	34	36	108	1296

1. Breakdown of USSR placings with relay points divided by four:

RUS	4	1	7	2.75	6.5	2	3.25	2	12	135.25
UKR	-	-	2	-	0.25	-	1.75	1	2	17.5
BLR	1	-	-	-	1	-	1	-	1	14
EST	-	1	-	-	-	1	-	-	1	10

1964	Gold	Silver	Bronze	4th	5th	6th	7th	8th	Medals	Points	1964	Gold	Silver	Bronze	4th	5th	6th	7th	8th	Medals	Points
LTU	-	-	-	1	-	-	1	1	0	8	JPN	-	-	-	-	1	-	1	-	0	6
LAT	-	-	1	0.25	-	-	-	-	1	7.25	BRA	-	-	-	1	-	-	-	-	0	5
AZE	-	-	1	-	-	-	-	-	1	6	JAM	-	-	-	1	-	-	-	-	0	5
GEO	-	-	-	-	1	-	-	-	0	4	NED	-	-	-	-	-	1	1	-	0	5
KGZ	-	-	-	-	1	-	-	-	0	4	CUB	-	-	-	-	1	-	-	-	0	4
KAZ	-	-	-	-	0.25	-	-	-	0	1	Totals	12	12	12	12	12	12	12	12	36	432
Totals	5	2	11	4	10	3	7	4	18	207											

2. Breakdown of Yugoslavian placings:

SLO	-	-	-	-	1	-	1	-	0	6
SRB	-	-	-	-	-	-	1	-	0	2
Totals	-	-	-	-	1	-	2	-	0	8

Men	Gold	Silver	Bronze	4th	5th	6th	7th	8th	Medals	Points
USA	12	5	3	3	5	4+1=	2	2	20	204.5
URS ¹	2	2	6	1	6	1	7	4	10	116
GER	1	3	3	2	2	3+1=	2	2	7	82.5
GBR	2	5	-	4	-	1	-	3	7	77
POL	1	1	1	2	-	4	1	2	3	47
ITA	1	-	1	1	1	1	2	2	2	32
HUN	-	2	1	-	3	-	-	-	3	32
NZL	2	-	1	-	-	1	2	-	3	29
FRA	-	-	1	1	1	2	1	1	1	24
AUS	-	-	1	2	1	-	1	1	1	23
TRI	-	1	2	-	-	-	-	1	3	20
CAN	-	1	1	1	-	-	-	-	2	18
TCH ^{CZE}	-	2	-	-	-	1	-	-	2	17
JAM	-	-	-	3	-	-	-	-	0	15
SWE	-	-	1	1	-	1=	-	1	1	14.5
ETH	1	-	-	1	-	-	-	-	1	13
FIN	1	-	-	-	-	1	1	-	1	13
BEL	1	-	-	-	-	-	1	2	1	12
KEN	-	-	1	-	1	-	-	-	1	10
JPN	-	-	1	-	-	1	-	1	1	10
CUB	-	1	-	-	-	-	-	-	1	7
TUN	-	1	-	-	-	-	-	-	1	7
NGR	-	-	-	1	-	-	-	-	0	5
POR	-	-	-	1	-	-	-	-	0	5
IND	-	-	-	-	1	-	-	-	0	4
ROU	-	-	-	-	1	-	-	-	0	4
SUI	-	-	-	-	1	-	-	-	0	4
TPE	-	-	-	-	1	-	-	-	0	4
ESP	-	-	-	-	-	1	-	-	0	3
VEN	-	-	-	-	-	1	-	-	0	3
CIV	-	-	-	-	-	1=	-	-	0	2.5
BUL	-	-	-	-	-	-	1	-	0	2
GHA	-	-	-	-	-	-	1	-	0	2
BAH	-	-	-	-	-	-	-	1	0	1
NOR	-	-	-	-	-	-	-	1	0	1
Totals	24	24	24	24	24	22+4=	22	24	72	864

Breakdown of USSR placings with relay points divided by four:

RUS	1	1	3	1	3.5	1	3.25	2	5	63.5
UKR	-	-	2	-	0.25	-	1.75	1	2	17.5
BLR	1	-	-	-	-	-	1	-	1	10
EST	-	1	-	-	-	-	-	-	1	7
LAT	-	-	1	-	-	-	-	-	1	6
GEO	-	-	-	-	1	-	-	-	0	4
KGZ	-	-	-	-	1	-	-	-	0	4
LTU	-	-	-	-	-	-	1	1	0	3
KAZ	-	-	-	-	0.25	-	-	-	0	1
Totals	2	2	6	1	6	1	7	4	10	116

Women	Gold	Silver	Bronze	4th	5th	6th	7th	8th	Medals	Points
URS ¹	3	-	5	3	4	2	-	-	8	91
GER	1	2	-	1	3	1	3	3	3	51
GBR	2	2	1	1	-	1	1	3	5	49
POL	1	3	1	-	-	2	1	-	5	43
USA	2	2	-	1	-	-	1	2	4	39
AUS	1	1	3	-	-	2	-	-	5	39
ROU	2	-	1	-	1	1	-	2	3	31
HUN	-	1	-	2	-	1	1	-	1	22
NZL	-	-	1	1	-	-	-	-	1	11
FRA	-	1	-	-	-	-	-	2	1	9
BUL	-	-	-	1	-	1	-	-	0	8
YUG ²	-	-	-	-	1	-	2	-	0	8
CAN	-	-	-	-	1	-	1	-	0	6

Breakdown of USSR placings with relay points divided by four:

RUS	3	-	4	1.75	3	1	-	-	7	71.75
AZE	-	-	1	-	-	-	-	-	1	6
LTU	-	-	-	1	-	-	-	-	0	5
BLR	-	-	-	-	1	-	-	-	0	4
EST	-	-	-	-	-	1	-	-	0	3
LAT	-	-	-	0.25	-	-	-	-	0	1.25
Totals	3	-	5	3	4	2	-	-	8	91

Breakdown of Yugoslavian placings:

SLO	-	-	-	-	1	-	1	-	0	6
SRB	-	-	-	-	-	-	1	-	0	2
Totals	-	-	-	-	1	-	2	-	0	8

Mexico City 1968

Overall	Gold	Silver	Bronze	4th	5th	6th	7th	8th	Medals	Points
USA	15	6	7	6	6	9	2	-	28	289
URS ¹	3	2	8	4	6	3	1	1	13	142
GDR ²	2	3	1	5	7	1	6	1	6	112
FRG ²	1	4	3	2	3	3	5	6	8	101
AUS	2	3	1	2	2	4	1	1	6	76
HUN	2	1	4	2	1	-	-	-	7	61
KEN	3	4	1	-	-	-	1	-	8	60
GBR	1	2	1	2	3	1	3	1	4	60
POL	1	-	1	2	2	2	6	2	2	52
FRA	1	-	1	-	3	1	3	4	2	39
ROU	2	2	-	-	-	-	-	-	4	30
TCH ³	1	-	1	1	1	1	-	1	2	27
ETH	1	1	-	-	-	3	-	2	2	26
CUB	-	2	-	1	1	-	-	1	2	24
ITA	-	-	2	-	-	2	2	1	2	23
MEX	-	1	-	2	-	-	-	1	1	18
TUN	1	-	1	-	-	-	-	-	2	14
AUT	-	1	1	-	-	-	-	1	2	14
JAM	-	1	-	1	-	-	1	-	1	14
NED	-	-	1	1	-	-	-	2	1	13
JPN	-	1	-	1	-	-	-	-	1	12
SWE	-	-	-	-	1	2	-	2	0	12
TRI	-	-	-	1	-	1	-	1	0	9
FIN	-	1	-	-	-	-	-	1	1	8
TPE	-	-	1	-	-	-	1	-	1	8
BRA	-	1	-	-	-	-	-	-	1	7
NZL	-	-	1	-	-	-	-	-	1	6
SEN	-	-	-	1	-	-	-	1	0	6
BUL	-	-	-	-	-	2	-	-	0	6
GRE	-	-	-	1	-	-	-	-	0	5
TUR	-	-	-	1	-	-	-	-	0	5
CAN	-	-	-	-	-	-	2	-	0	4
YUG ^{SLO}	-	-	-	-	-	1	-	-	0	3
NOR	-	-	-	-	-	-	1	1	0	3
BEL	-	-	-	-	-	-	1	-	0	2
SUI	-	-	-	-	-	-	-	2	0	2
DEN	-	-	-	-	-	-	-	1	0	1
MAD	-	-	-	-	-	-	-	1	0	1
UGA	-	-	-	-	-	-	-	1	0	1
Totals	36	36	36	36	36	36	36	36	108	1296

1. Breakdown of USSR placings with relay points divided by four:

RUS	-	1	6	3	3	2	1	1	7	79
UKR	1	-	2	1	1	-	-	-	3	29
BLR	-	1	-	-	1	-	-	-	1	11
GEO	1	-	-	-	-	-	-	-	1	8
LAT	1	-	-	-	-	-	-	-	1	8
EST	-	-	-	-	1	-	-	-	0	4
KGZ	-	-	-	-	-	1	-	-	0	3
Totals	3	2	8	4	6	3	1	1	13	142

2. Combined German Placings:

3	7	4	7	10	4	11	7	14	213
---	---	---	---	----	---	----	---	----	-----

1968	Gold	Silver	Bronze	4th	5th	6th	7th	8th	Medals	Points	1968	Gold	Silver	Bronze	4th	5th	6th	7th	8th	Medals	Points	
3. Breakdown of Czechoslovakian placings:											YUG ^{SLO}											
CZE	1	-	1	1	-	-	-	1	2	20	CAN	-	-	-	-	-	-	1	-	0	2	
SVK	-	-	-	-	1	-	-	-	0	7	NOR	-	-	-	-	-	-	1	-	0	2	
Totals	1	-	1	1	1	1	-	1	2	27	FIN	-	-	-	-	-	-	-	1	0	1	
											SUI	-	-	-	-	-	-	-	-	1	0	1
Men	Gold	Silver	Bronze	4th	5th	6th	7th	8th	Medals	Points	Totals	12	12	12	12	12	12	12	12	36	432	
USA	12	5	7	4	4	5	1	-	24	226	1. Breakdown of USSR placings with relay points divided by four:											
URS ¹	3	1	3	3	5	3	1	-	7	95	RUS	-	1	4	1	1	-	-	1	5	41	
GDR ²	1	2	1	3	4	1	3	1	4	69	UKR	-	-	1	-	-	-	-	-	1	6	
FRG ²	-	3	3	2	2	1	2	3	6	67	Totals	-	1	5	1	1	-	-	1	6	47	
KEN	3	4	1	-	-	-	1	-	8	60	2. Combined German Placings:											
AUS	1	1	-	1	1	3	1	1	2	36		2	2	-	2	4	2	6	3	4	77	
HUN	1	1	2	-	1	-	-	-	4	31	3. Breakdown of Czechoslovakian placings:											
GBR	1	-	1	-	3	-	2	1	2	31	CZE	1	-	-	1	-	-	-	-	1	13	
ETH	1	1	-	-	-	3	-	2	2	26	SVK	-	-	-	-	-	1	-	-	0	3	
FRA	-	-	1	-	2	1	3	2	1	25	Totals	1	-	-	1	-	1	-	-	1	16	
POL	-	-	-	2	-	1	5	2	0	25												
ITA	-	-	2	-	-	2	2	1	2	23	Munich 1972											
MEX	-	1	-	2	-	-	-	1	1	18	Overall	Gold	Silver	Bronze	4th	5th	6th	7th	8th	Medals	Points	
TUN	1	-	1	-	-	-	-	-	2	14	USA	6	8	8	9	6	1	1	2	22	228	
JAM	-	1	-	1	-	-	1	-	1	14	GDR ¹	8	7	5	6	6+1=	5	3	3	20	224.5	
CUB	-	1	-	1	-	-	-	-	1	12	FRG ¹	6	3	2	5	5+1=	4	6	-	11	153.5	
JPN	-	1	-	1	-	-	-	-	1	12	URS ²	9	7	1	4	3	1=	2	8	17	173.5	
SWE	-	-	-	-	1	2	-	2	0	12	GBR	1	1	2	1	3	4	4	-	4	64	
TCH ³	-	-	1	-	1	-	-	1	1	11	KEN	2	2	2	2	1	1	-	-	6	59	
TRI	-	-	-	1	-	1	-	1	0	9	POL	1	-	2	1	2	3	5	3	3	55	
BRA	-	1	-	-	-	-	-	-	1	7	FIN	3	-	1	1	-	3	1	1	4	47	
FIN	-	1	-	-	-	-	-	-	1	7	BUL	-	2	2	2	-	1	-	1	4	40	
NZL	-	-	1	-	-	-	-	-	1	6	TCH ³	1	-	1	1	1	-	2	2	2	29	
SEN	-	-	-	1	-	-	-	1	0	6	AUS	-	2	-	1	-	3	-	1	2	29	
GRE	-	-	-	1	-	-	-	-	0	5	ROU	-	2	-	1	-	1	2	-	2	26	
TUR	-	-	-	1	-	-	-	-	0	5	HUN	-	-	-	-	3	1+1=	2	3	0	24.5	
BUL	-	-	-	-	-	1	-	-	0	3	BEL	-	2	-	-	1	2	-	-	2	24	
BEL	-	-	-	-	-	-	1	-	0	2	FRA	-	1	1	1	-	-	1	1	2	21	
CAN	-	-	-	-	-	-	1	-	0	2	ITA	-	-	2	-	-	1	1	2	2	19	
DEN	-	-	-	-	-	-	-	1	0	1	CUB	-	-	2	1	-	-	-	-	2	17	
MAD	-	-	-	-	-	-	-	1	0	1	ETH	-	-	2	-	-	-	-	-	2	12	
NOR	-	-	-	-	-	-	-	1	0	1	JAM	-	-	1	-	1	-	1	1	1	11	
SUI	-	-	-	-	-	-	-	1	0	1	SWE	-	-	1	-	-	-	2	-	1	10	
UGA	-	-	-	-	-	-	-	1	0	1	GHA	-	-	-	1	-	1	1	-	0	10	
Totals	24	24	24	24	24	24	24	24	72	864	YUG ⁴	-	-	-	-	2	-	1	-	0	10	
1. Breakdown of USSR placings:											AUT	-	-	1	-	-	-	1	-	-	1	9
RUS	-	-	2	2	2	2	1	-	2	38	CAN	-	-	-	-	1	1=	-	2	0	8.5	
UKR	1	-	1	1	1	-	-	-	2	23	UGA	1	-	-	-	-	-	-	-	1	8	
BLR	-	1	-	-	1	-	-	-	1	11	TUN	-	1	-	-	-	-	-	1	1	8	
GEO	1	-	-	-	-	-	-	-	1	8	NZL	-	-	1	-	-	-	-	1	1	7	
LAT	1	-	-	-	-	-	-	-	1	8	NOR	-	-	-	-	1	-	1	1	0	7	
EST	-	-	-	-	1	-	-	-	0	4	BRA	-	-	1	-	-	-	-	-	1	6	
KGZ	-	-	-	-	-	1	-	-	0	3	ESP	-	-	-	1	-	-	-	-	0	5	
Totals	3	1	3	3	5	3	1	-	7	95	JPN	-	-	-	-	1	-	-	1	0	5	
2. Combined German Placings:											NED	-	-	-	-	-	1	-	-	0	3	
	1	5	4	5	6	2	5	4	10	136	SEN	-	-	-	-	-	1	-	-	0	3	
3. Breakdown of Czechoslovakian placings:											SUI	-	-	-	-	-	1	-	-	0	3	
CZE	-	-	1	-	-	-	-	1	1	7	GRE	-	-	-	-	-	1=	-	-	0	2.5	
SVK	-	-	-	-	1	-	-	-	0	4	DEN	-	-	-	-	-	-	1	-	0	2	
Totals	-	-	1	-	1	-	-	1	1	11	MEX	-	-	-	-	-	-	-	1	0	1	
											TRI	-	-	-	-	-	-	-	-	1	0	1
Women	Gold	Silver	Bronze	4th	5th	6th	7th	8th	Medals	Points	Totals	38	38	38	38	37+2=	35+4=	36	36	114	1366	
USA	3	1	-	2	2	4	1	-	4	63	1. Combined German Placings:											
URS ¹	-	1	5	1	1	-	-	1	6	47		14	10	7	11	11+2=	9	9	3	31	378	
GDR ²	1	1	-	2	3	-	3	-	2	43	2. Breakdown of USSR placings with relay points divided by four:											
AUS	1	2	1	1	1	1	-	-	4	40	UKR	5	3.25	-	-	1	-	1	3	8.25	71.75	
FRG ²	1	1	-	-	1	2	3	3	2	34	RUS	2	-	-	1	2	-	-	5	2	34	
ROU	2	2	-	-	-	-	-	-	4	30	LTU	-	1	-	-	-	-	1	-	1	9	
HUN	1	-	2	2	-	-	-	-	3	30	BLR	-	0.25	1	-	-	1=	-	-	1.25	10.25	
GBR	-	2	-	2	-	1	1	-	2	29	LAT	-	1.25	-	-	-	-	-	-	1.25	8.75	
POL	1	-	1	-	2	1	1	-	2	27	EST	1	-	-	-	-	-	-	-	1	8	
TCH ³	1	-	-	1	-	1	-	-	1	16	GEO	1	-	-	-	-	-	-	-	1	8	
FRA	1	-	-	-	1	-	-	2	1	14	KAZ	-	1	-	-	-	-	-	-	1	7	
AUT	-	1	1	-	-	-	-	1	2	14	AZE	-	0.25	-	1	-	-	-	-	0.25	6.75	
NED	-	-	1	1	-	-	-	2	1	13												
CUB	-	1	-	-	1	-	-	1	1	12												
TPE	-	-	1	-	-	-	1	-	1	8												
BUL	-	-	-	-	-	1	-	-	0	3												

1972	Gold	Silver	Bronze	4th	5th	6th	7th	8th	Medals	Points	1972	Gold	Silver	Bronze	4th	5th	6th	7th	8th	Medals	Points
KGZ	-	-	-	1	-	-	-	-	0	5	AUT	-	-	1	-	-	1	-	-	1	9
MDA	-	-	-	1	-	-	-	-	0	5	ITA	-	-	1	-	-	1	-	-	1	9
Totals	9	7	1	4	3	1=	2	8	17	173.5	TCH ³	-	-	1	-	-	-	1	1	1	9
3. Breakdown of Czechoslovakian placings:											YUG ⁴	-	-	-	-	2	-	-	-	0	8
CZE	1	-	-	1	1	-	2	1	1	22	FRA	-	-	-	1	-	-	-	-	0	5
SVK	-	-	1	-	-	-	-	1	1	7	GHA	-	-	-	-	-	1	1	-	0	5
Totals	1	-	1	1	1	-	2	2	2	29	NED	-	-	-	-	-	1	-	-	0	3
4. Breakdown of Yugoslavian placings:											SUI	-	-	-	-	-	1	-	-	0	3
CRO	-	-	-	-	1	-	-	-	0	4	FIN	-	-	-	-	-	-	1	-	0	2
SLO	-	-	-	-	1	-	-	-	0	4	CAN	-	-	-	-	-	-	-	2	0	2
SRB	-	-	-	-	-	-	1	-	0	2	HUN	-	-	-	-	-	-	-	2	0	2
Totals	-	-	-	-	2	-	1	-	0	10	JAM	-	-	-	-	-	-	-	1	0	1
											Totals	14	14	14	14	13+2=	13	14	14	42	504
											1. Combined German Placings:										
											10	6	4	4	5+2=	2	4	1	20	208	
											2. Breakdown of USSR placings with relay points divided by four:										
											RUS	2	-	-	1	2	-	-	3	2	32
											UKR	1	-	-	-	-	-	1	-	1	10
											LTU	-	1	-	-	-	-	-	-	1	7
											MDA	-	-	-	1	-	-	-	-	0	5
											Totals	3	1	-	2	2	-	1	3	4	54
											3. Breakdown of Czechoslovakian placings:										
											SVK	-	-	1	-	-	-	-	1	1	7
											CZE	-	-	-	-	-	-	1	-	0	2
											Totals	-	-	1	-	-	-	1	1	1	9
											4. Breakdown of Yugoslavian placings										
											CRO	-	-	-	-	1	-	-	-	0	4
											SLO	-	-	-	-	1	-	-	-	0	4
											Totals	-	-	-	-	2	-	-	-	0	8
<hr/>																					
Montreal 1976																					
<hr/>																					
Overall	Gold	Silver	Bronze	4th	5th	6th	7th	8th	Medals	Points	Overall	Gold	Silver	Bronze	4th	5th	6th	7th	8th	Medals	Points
GDR ¹	11	7	9	8	6	3	4	1	27	273	GDR ¹	11	7	9	8	6	3	4	1	27	273
USA	6	8	8	5	6	6	3	4	22	229	USA	6	8	8	5	6	6	3	4	22	229
URS ²	4	4	10	3	4	4	6	3	18	178	URS ²	4	4	10	3	4	4	6	3	18	178
FRG ¹	1	4	4	2	4	1	2	2	9	95	FRG ¹	1	4	4	2	4	1	2	2	9	95
POL	3	2	-	2	3	1	1	1	5	66	POL	3	2	-	2	3	1	1	1	5	66
FIN	2	2	-	2	1	2	2	1	4	55	FIN	2	2	-	2	1	2	2	1	4	55
BUL	1	2	1	1	-	2	-	2	4	41	BUL	1	2	1	1	-	2	-	2	4	41
GBR	-	-	1	1	3	1	6	3	1	41	GBR	-	-	1	1	3	1	6	3	1	41
CUB	2	1	-	1	1	-	3	-	3	38	CUB	2	1	-	1	1	-	3	-	3	38
BEL	-	2	1	1	-	1	1	-	3	30	BEL	-	2	1	1	-	1	1	-	3	30
ITA	-	1	-	1	-	4	-	4	1	28	ITA	-	1	-	1	-	4	-	4	1	28
CAN	-	1	-	2	-	2	-	2	1	25	CAN	-	1	-	2	-	2	-	2	1	25
JAM	1	1	-	-	1	1	1	-	2	24	JAM	1	1	-	-	1	1	1	-	2	24
NZL	1	1	-	1	-	1	-	-	2	23	NZL	1	1	-	1	-	1	-	-	2	23
FRA	1	-	-	2	-	-	2	1	1	23	FRA	1	-	-	2	-	-	2	1	1	23
AUS	-	-	-	2	1	1	1	1	0	20	AUS	-	-	-	2	1	1	1	1	0	20
SWE	1	-	-	1	-	-	2	2	1	19	SWE	1	-	-	1	-	-	2	2	1	19
ROU	-	-	1	-	1	1	1	4	1	19	ROU	-	-	1	-	1	1	1	4	1	19
TCH ³	-	-	1	1	-	1	-	-	1	14	TCH ³	-	-	1	1	-	1	-	-	1	14
BRA	-	-	1	-	2	-	-	-	1	14	BRA	-	-	1	-	2	-	-	-	1	14
HUN	1	-	-	-	1	-	-	1	1	13	HUN	1	-	-	-	1	-	-	1	1	13
MEX	1	-	-	-	1	-	-	-	1	12	MEX	1	-	-	-	1	-	-	-	1	12
TRI	1	-	-	-	-	-	1	1	1	12	TRI	1	-	-	-	-	1	-	1	1	12
POR	-	1	-	-	1	-	-	1	1	12	POR	-	1	-	-	1	-	-	1	1	12
YUG ⁴	-	-	-	-	-	2	-	-	0	6	YUG ⁴	-	-	-	-	-	2	-	-	0	6
IRL	-	-	-	1	-	-	-	-	0	5	IRL	-	-	-	1	-	-	-	-	0	5
PAN	-	-	-	-	1	-	-	-	0	4	PAN	-	-	-	-	1	-	-	-	0	4
ESP	-	-	-	-	-	1	-	1	0	4	ESP	-	-	-	-	-	1	-	1	0	4
ISR	-	-	-	-	-	1	-	-	0	3	ISR	-	-	-	-	-	1	-	-	0	3
IND	-	-	-	-	-	-	1	-	0	2	IND	-	-	-	-	-	-	1	-	0	2
NOR	-	-	-	-	-	-	-	1	-	0	NOR	-	-	-	-	-	-	1	-	0	2
DEN	-	-	-	-	-	-	-	-	1	0	DEN	-	-	-	-	-	-	-	1	0	1
JPN	-	-	-	-	-	-	-	-	1	0	JPN	-	-	-	-	-	-	-	1	0	1
Totals	37	37	37	37	37	37	37	37	111	1332	Totals	37	37	37	37	37	37	37	37	111	1332
											1. Combined German Placings:										
											12	11	13	10	10	4	6	3	36	368	

1976	Gold	Silver	Bronze	4th	5th	6th	7th	8th	Medals	Points	1976	Gold	Silver	Bronze	4th	5th	6th	7th	8th	Medals	Points									
2. Breakdown of USSR placings with relay points divided by four:											ITA	-	1	-	-	-	1	-	1	1	11									
RUS	3	4	4.75	2	2	1	3	1	11.75	108.5	FIN	-	-	-	1	-	1	1	-	0	10									
UKR	-	-	3.75	1	1	2	3	-	3.75	43.5	CAN	-	-	-	1	-	1	-	1	0	9									
BLR	-	-	1	-	1	1	-	1	1	14	ROU	-	-	-	-	-	1	1	3	0	8									
GEO	1	-	-	-	-	-	-	-	1	8	HUN	-	-	-	-	1	-	-	1	0	5									
LAT	-	-	0.5	-	-	-	-	1	0.5	4	GBR	-	-	-	-	-	-	2	1	0	5									
Totals	4	4	10	3	4	4	6	3	18	178	ISR	-	-	-	-	-	1	-	-	0	3									
3. Breakdown of Czechoslovakian placings:											JAM	-	-	-	-	-	1	-	-	0	3									
CZE	-	-	1	-	-	1	-	-	1	9	CUB	-	-	-	-	-	-	1	-	0	2									
SVK	-	-	-	1	-	-	-	-	0	5	SWE	-	-	-	-	-	-	1	-	0	2									
Totals	-	-	1	1	-	1	-	-	1	14	FRA	-	-	-	-	-	-	-	1	0	1									
4. Breakdown of Yugoslavian placings:											Totals	14	14	14	14	14	14	14	14	42	504									
CRO	-	-	-	-	-	1	-	-	0	3	1. Combined German Placings:																			
SRB	-	-	-	-	-	1	-	-	0	3	10	7	7	6	5	1	4	1	24	233										
Totals	-	-	-	-	-	2	-	-	0	6	2. Breakdown of USSR placings with relay points divided by four:																			
Men	Gold	Silver	Bronze	4th	5th	6th	7th	8th	Medals	Points	RUS	2	2	3.25	1	1	1	1	1	7.25	64.5									
USA	6	6	7	5	3	4	1	1	19	184	UKR	-	-	0.5	1	1	1	-	-	0.5	15									
URS ¹	2	2	6	1	1	1	5	2	10	90	BLR	-	-	-	-	1	1	-	-	0	7									
GDR ²	2	3	3	2	3	2	2	-	8	87	LAT	-	-	0.25	-	-	-	-	-	0.25	1.5									
POL	2	2	-	2	2	1	1	1	4	54	Totals	2	2	4	2	3	3	1	1	8	88									
FRG ²	-	1	3	2	2	1	-	2	4	48	3. Breakdown of Czechoslovakian placings:																			
FIN	2	2	-	1	1	1	1	1	4	45	CZE	-	-	1	-	-	1	-	-	1	9									
CUB	2	1	-	1	1	-	2	-	3	36	SVK	-	-	-	1	-	-	-	-	0	5									
GBR	-	-	1	1	3	1	4	2	1	36	Totals	-	-	1	1	-	1	-	-	1	14									
BEL	-	2	1	1	-	1	1	-	3	30																				
NZL	1	1	-	1	-	1	-	-	2	23	Moscow 1980																			
FRA	1	-	-	2	-	-	2	-	1	22	Overall	Gold	Silver	Bronze	4th	5th	6th	7th	8th	Medals	Points									
JAM	1	1	-	-	1	-	1	-	2	21	URS ¹	15	13+1=	12	8	5	6	2	7	41	378.5									
SWE	1	-	-	1	-	-	1	2	1	17	GDR	11	8	10	11	9	5+1=	4	4	29	324.5									
ITA	-	-	-	1	-	3	-	3	0	17	GBR	4	2	4	2	2	2	1	5	10	101									
CAN	-	1	-	1	-	1	-	1	1	16	POL	2	3+1=	1	1	3	5	6	2	7	95.5									
BRA	-	-	1	-	2	-	-	-	1	14	BUL	-	1	1	1	2	4	4	5	2	51									
MEX	1	-	-	-	1	-	-	-	1	12	ITA	3	-	1	1	1	1	1	2	4	46									
TRI	1	-	-	-	-	1	-	1	1	12	CUB	1	2	1	2	1	-	-	1	4	43									
POR	-	1	-	-	1	-	-	1	1	12	ETH	2	-	2	1	-	-	1	-	4	35									
ROU	-	-	1	-	1	-	-	1	1	11	FIN	-	1	1	1	2	2	1	-	2	34									
HUN	1	-	-	-	-	-	-	-	1	8	FRA	-	-	1	2	2	-	4	1	1	33									
YUG ³	-	-	-	-	-	2	-	-	0	6	ESP	-	1	-	1	2	1	2	-	1	27									
IRL	-	-	-	1	-	-	-	-	0	5	TCH ²	-	2	-	-	-	2	2	-	2	24									
PAN	-	-	-	-	1	-	-	-	0	4	ROU	-	-	-	1	-	2	3	2	0	19									
AUS	-	-	-	-	-	1	-	1	0	4	AUS	-	1	-	-	1	1=	1	2	1	17.5									
BUL	-	-	-	-	-	1	-	1	0	4	BRA	-	-	1	1	1	-	-	1	1	16									
ESP	-	-	-	-	-	1	-	1	0	4	HUN	-	-	-	1	2	-	1	1	0	16									
IND	-	-	-	-	-	-	1	-	0	2	JAM	-	-	2	-	-	1	-	-	2	15									
NOR	-	-	-	-	-	-	1	-	0	2	TAN	-	2	-	-	-	-	-	-	2	14									
DEN	-	-	-	-	-	-	-	1	0	1	AUT	-	-	-	1	1	1	-	-	0	12									
JPN	-	-	-	-	-	-	-	1	0	1	SWE	-	-	-	2	-	-	-	-	0	10									
Totals	23	23	23	23	23	23	23	23	69	828	SUI	-	-	-	-	2	-	1	-	0	10									
1. Breakdown of USSR placings with relay points divided by four:											YUG ³	-	-	-	-	1	1	-	1	0	8									
RUS	1	2	1.5	1	1	-	2	-	4.5	44	NED	-	1	-	-	-	-	-	-	1	7									
UKR	-	-	3.25	-	-	1	3	-	3.25	28.5	IRL	-	-	-	1	-	-	1	-	0	7									
GEO	1	-	-	-	-	-	-	-	1	8	TRI	-	-	-	-	-	2	-	1	0	7									
BLR	-	-	1	-	-	-	-	1	1	7	BEL	-	-	-	-	1	-	1	-	0	6									
LAT	-	-	0.25	-	-	-	-	1	0.25	2.5	MEX	-	-	-	-	-	2	-	-	0	6									
Totals	2	2	6	1	1	1	5	2	10	90	NGR	-	-	-	-	-	-	1	-	0	2									
2. Combined German Placings:											Totals	38	37+2=	37	38	38	37+2=	37	35	114	1365									
2	4	6	4	5	3	2	2	12	135	1. Breakdown of USSR placings with relay points divided by four:																				
3. Breakdown of Yugoslavian placings:											RUS	7.75	9+1=	4	4	3	1	1	2	21.75	194.5									
CRO	-	-	-	-	-	1	-	-	0	3	UKR	3.5	1	3	2	1	2	-	-	7.5	73									
SRB	-	-	-	-	-	1	-	-	0	3	BLR	-	1	2	1	-	1	-	3	3	30									
Totals	-	-	-	-	-	2	-	-	0	6	KGZ	1.25	-	1	-	1	-	-	-	2.25	20									
Women	Gold	Silver	Bronze	4th	5th	6th	7th	8th	Medals	Points	EST	1	-	1	1	-	-	-	1	2	20									
GDR ¹	9	4	6	6	3	1	2	1	19	186	GEO	-	2	-	-	-	-	-	-	2	14									
URS ²	2	2	4	2	3	3	1	1	8	88	KAZ	0.25	-	1	-	-	1	-	1	1.25	12									
FRG ¹	1	3	1	-	2	-	2	-	5	47	LAT	1	-	-	-	-	-	-	-	1	8									
USA	-	2	1	-	3	2	2	3	3	45	LTU	0.25	-	-	-	-	-	1	-	0.25	4									
BUL	1	2	1	1	-	1	-	1	4	37	UZB	-	-	-	-	-	1	-	-	0	3									
AUS	-	-	-	2	1	-	1	-	0	16	Totals	15	13+1=	12	8	5	6	2	7	41	378.5									
TCH ³	-	-	1	1	-	1	-	-	1	14	2. Breakdown of Czechoslovakian placings:																			
POL	1	-	-	-	1	-	-	-	1	12	CZE	-	2	-	-	-	1	1.75	-	2	20.5									

1980	Gold	Silver	Bronze	4th	5th	6th	7th	8th	Medals	Points	1980	Gold	Silver	Bronze	4th	5th	6th	7th	8th	Medals	Points
SVK	-	-	-	-	-	1	0.25	-	0	3.5	AUS	-	-	-	-	-	1=	1	-	0	4.5
Totals	-	2	-	-	-	2	2	-	2	24	BEL	-	-	-	-	-	-	1	-	0	2
3. Breakdown of Yugoslavian placings:											FIN	-	-	-	-	-	-	1	-	0	2
SLO	-	-	-	-	1	-	-	-	0	4	Totals	14	14	14	14	14	13+2=	13	12	42	502
SRB	-	-	-	-	-	1	-	-	0	3	1. Breakdown of USSR placings with relay points divided by four:										
CRO	-	-	-	-	-	-	-	1	0	1	RUS	3.5	5	2	1	-	1	1	1	10.5	86
Totals	-	-	-	-	1	1	-	1	0	8	UKR	2.5	-	2	1	1	1	-	-	4.5	44
Men	Gold	Silver	Bronze	4th	5th	6th	7th	8th	Medals	Points	KGZ	1	-	-	-	1	-	-	-	1	12
URS ¹	8	7+1=	7	6	3	3	-	6	23	218.5	GEO	-	1	-	-	-	-	-	-	1	7
GDR	6	3	5	4	4	3	2	2	14	150	KAZ	-	-	1	-	-	-	-	-	1	6
GBR	4	2	2	2	1	-	1	2	8	76	UZB	-	-	-	-	-	1	-	-	0	3
POL	2	2+1=	-	-	2	3	5	1	5	64.5	LTU	-	-	-	-	-	-	1	-	0	2
ETH	2	-	2	1	-	-	1	-	4	35	Totals	7	6	5	2	2	3	2	1	18	160
CUB	-	2	1	2	1	-	-	1	3	35	Los Angeles 1984										
ITA	2	-	1	-	1	1	1	1	3	32	Overall	Gold	Silver	Bronze	4th	5th	6th	7th	8th	Medals	Points
FIN	-	1	1	1	2	2	-	-	2	32	USA	16	15	7+2=	9	8	7	5	5	40	399
ESP	-	1	-	1	2	1	2	-	1	27	GBR	3	7	6	4	6	3	6	6	16	180
FRA	-	-	1	2	1	-	3	1	1	27	FRG	4	2	5	3	5	5	3	-	11	132
BUL	-	-	1	-	-	3	2	3	1	22	ITA	3	1	3	4	4	2	2	1	7	96
BRA	-	-	1	1	1	-	-	1	1	16	ROU	3	3	4	-	-	-	-	1	10	70
TAN	-	2	-	-	-	-	-	-	2	14	CAN	-	2	3	3	1	2	2	7	5	68
TCH ²	-	1	-	-	-	1	2	-	1	14	FRA	1	1	2=	2	1	4	2	2	4	58
AUS	-	1	-	-	1	-	-	2	1	13	FIN	2	1	1	3	1	1	1	-	4	53
AUT	-	-	-	1	1	1	-	-	0	12	AUS	1	1	1	2	2	3	2	1	3	53
SUI	-	-	-	-	2	-	1	-	0	10	KEN	1	-	1	2	1	3	2	1	2	42
HUN	-	-	-	1	-	-	1	1	0	8	JAM	-	1	2	-	3	1	-	2	3	36
YUG ³	-	-	-	-	1	1	-	1	0	8	SWE	-	2	1	1	1	-	1	1	3	32
NED	-	1	-	-	-	-	-	-	1	7	POR	1	-	2	-	-	1	-	1	3	24
IRL	-	-	-	1	-	-	1	-	0	7	CHN	-	-	1	1	2	-	2	1	1	24
TRI	-	-	-	-	-	2	-	1	0	7	MEX	2	1	-	-	-	-	-	-	3	23
JAM	-	-	1	-	-	-	-	-	1	6	NOR	-	1	-	2	1	-	-	1	1	22
MEX	-	-	-	-	-	2	-	-	0	6	SUI	-	1	-	-	2	1	1	-	1	20
SWE	-	-	-	1	-	-	-	-	0	5	ESP	-	-	1	-	-	2	3	-	1	18
ROU	-	-	-	-	-	1	1	-	0	5	MAR	2	-	-	-	-	-	-	-	2	16
BEL	-	-	-	-	1	-	-	-	0	4	BRA	1	-	-	1	-	-	-	1	1	14
NGR	-	-	-	-	-	-	1	-	0	2	NGR	-	-	1	-	-	1	2	1	1	14
Totals	24	23+2=	23	24	24	24	24	23	72	863	JPN	-	-	-	1	1	-	2	-	0	13
1. Breakdown of USSR placings with relay points divided by four:											NED	1	-	-	-	-	-	1	1	1	11
RUS	4.25	4+1=	2	3	3	-	-	1	11.25	108.5	IRL	-	1	-	-	-	-	-	1	1	8
BLR	-	1	2	1	-	1	-	3	3	30	CIV	-	1	-	-	-	-	-	-	1	7
UKR	1	1	1	1	-	1	-	-	3	29	IND	-	-	-	1	-	-	1	-	0	7
EST	1	-	1	1	-	-	-	1	2	20	BAH	-	-	-	-	-	2	-	1	0	7
LAT	1	-	-	-	-	-	-	-	1	8	NZL	-	-	-	-	1	-	-	1	0	5
GEO	-	1	-	-	-	-	-	-	1	7	SEN	-	-	-	-	1	-	-	-	0	4
KGZ	0.25	-	1	-	-	-	-	-	1.25	8	BAR	-	-	-	-	-	1	-	-	0	3
KAZ	0.25	-	-	-	-	1	-	1	0.25	6	ISL	-	-	-	-	-	1	-	-	0	3
LTU	0.25	-	-	-	-	-	-	-	0.25	2	TAN	-	-	-	-	-	1	-	-	0	3
Totals	8	7+1=	7	6	3	3	-	6	23	218.5	BEL	-	-	-	-	-	-	1	-	0	2
2. Breakdown of Czechoslovakian placings:											TRI	-	-	-	-	-	-	1	-	0	2
CZE	-	1	-	-	-	-	1.75	-	1	10.5	UGA	-	-	-	-	-	-	1	-	0	2
SVK	-	-	-	-	-	1	0.25	-	0	3.5	DJI	-	-	-	-	-	-	-	1	0	1
Totals	-	1	-	-	-	1	2	-	1	14	KOR	-	-	-	-	-	-	-	1	0	1
3. Breakdown of Yugoslavian placings:											SUD	-	-	-	-	-	-	-	1	0	1
SLO	-	-	-	-	1	-	-	-	0	4	Totals	41	41	39+4=	39	41	41	41	39	125	1474
SRB	-	-	-	-	-	1	-	-	0	3	Men	Gold	Silver	Bronze	4th	5th	6th	7th	8th	Medals	Points
CRO	-	-	-	-	-	-	-	1	0	1	USA	9	8	6+1=	5	6	5	4	-	24	241.5
Totals	-	-	-	-	1	1	-	1	0	8	GBR	2	5	2	1	2	-	3	5	9	87
Women	Gold	Silver	Bronze	4th	5th	6th	7th	8th	Medals	Points	FRG	2	2	3	2	4	1	-	-	7	77
GDR	5	5	5	7	5	2+1=	2	2	15	174.5	ITA	2	-	3	3	4	1	2	1	5	73
URS ¹	7	6	5	2	2	3	2	1	18	160	KEN	1	-	1	2	1	3	2	-	2	41
POL	-	1	1	1	1	2	1	1	2	31	FRA	1	1	1=	-	1	3	1	1	3	36.5
BUL	-	1	-	1	2	1	2	2	1	29	FIN	2	-	1	1	1	1	-	-	3	34
GBR	-	-	2	-	1	2	-	3	2	25	CAN	-	-	2	2	-	1	-	5	2	30
ITA	1	-	-	1	-	-	-	1	1	14	SWE	-	2	1	1	-	-	1	1	3	28
ROU	-	-	-	1	-	1	2	2	0	14	MEX	2	1	-	-	-	-	-	-	3	23
TCH ^{CZE}	-	1	-	-	-	1	-	-	1	10	AUS	-	1	-	2	1	-	-	-	1	21
JAM	-	-	1	-	-	1	-	-	1	9	CHN	-	-	1	1	1	-	1	1	1	18
CUB	1	-	-	-	-	-	-	-	1	8	ESP	-	-	1	-	-	2	3	-	1	18
HUN	-	-	-	-	2	-	-	-	0	8	SUI	-	1	-	-	1	1	1	-	1	16
FRA	-	-	-	-	1	-	1	-	0	6	POR	1	-	1	-	-	-	-	1	2	15
SWE	-	-	-	1	-	-	-	-	0	5	BRA	1	-	-	1	-	-	-	1	1	14
											NGR	-	-	1	-	-	1	2	1	1	14

1984	Gold	Silver	Bronze	4th	5th	6th	7th	8th	Medals	Points	1988	Gold	Silver	Bronze	4th	5th	6th	7th	8th	Medals	Points
JPN	-	-	-	1	1	-	2	-	0	13	NGR	-	-	-	-	1	-	1	-	0	6
JAM	-	1	-	-	-	1	-	-	1	10	JPN	-	-	-	1	-	-	-	-	0	5
MAR	1	-	-	-	-	-	-	-	1	8	YUG ^{CRO}	-	-	-	1	-	-	-	-	0	5
CIV	-	1	-	-	-	-	-	-	1	7	BEL	-	-	-	-	1	-	-	-	0	4
IRL	-	1	-	-	-	-	-	-	1	7	BER	-	-	-	-	1	-	-	-	0	4
NOR	-	-	-	1	-	-	-	1	0	6	NED	-	-	-	-	-	1	-	1	0	4
SEN	-	-	-	-	1	-	-	-	0	4	CHI	-	-	-	-	-	1	-	-	0	3
BAH	-	-	-	-	-	1	-	-	0	3	LUX	-	-	-	-	-	-	1	-	0	2
BAR	-	-	-	-	-	1	-	-	0	3	NOR	-	-	-	-	-	-	1	-	0	2
ISL	-	-	-	-	-	1	-	-	0	3	TAN	-	-	-	-	-	-	1	-	0	2
TAN	-	-	-	-	-	1	-	-	0	3	TRI	-	-	-	-	-	-	1	-	0	2
BEL	-	-	-	-	-	-	1	-	0	2	IRL	-	-	-	-	-	-	-	1	0	1
UGA	-	-	-	-	-	-	1	-	0	2	OMA	-	-	-	-	-	-	-	1	0	1
DJI	-	-	-	-	-	-	-	1	0	1	KOR	-	-	-	-	-	-	-	1=	0	0.5
KOR	-	-	-	-	-	-	-	1	0	1	Totals	42	42	41+2=	41	40+4=	40	41+3=	37+2=	127	1509
NED	-	-	-	-	-	-	-	1	0	1	1. Breakdown of USSR placings with relay points divided by four:										
NZL	-	-	-	-	-	-	-	1	0	1	RUS	4.25	2	4	6	1	2	2	3	10.25	119
SUD	-	-	-	-	-	-	-	1	0	1	UKR	5	-	2+1=	4	-	1	-	-	8	80.5
Totals	24	24	23+2=	23	24	24	24	23	73	863	BLR	0.25	2	1	1	1	1	1	-	3.25	36

Women	Gold	Silver	Bronze	4th	5th	6th	7th	8th	Medals	Points
USA	7	7	1+1=	4	2	2	1	5	16	157.5
GBR	1	2	4	3	4	3	3	1	7	93
ROU	3	3	4	-	-	-	-	1	10	70
FRG	2	-	2	1	1	4	3	-	4	55
CAN	-	2	1	1	1	1	2	2	3	38
AUS	1	-	1	-	1	3	2	1	2	32
JAM	-	-	2	-	3	-	-	2	2	26
ITA	1	1	-	1	-	1	-	-	2	23
FRA	-	-	1=	2	-	1	1	1	1	21.5
FIN	-	1	-	2	-	-	1	-	1	19
NOR	-	1	-	1	1	-	-	-	1	16
NED	1	-	-	-	-	-	1	-	1	10
POR	-	-	1	-	-	1	-	-	1	9
MAR	1	-	-	-	-	-	-	-	1	8
IND	-	-	-	1	-	-	1	-	0	7
CHN	-	-	-	-	1	-	1	-	0	6
NZL	-	-	-	-	1	-	-	-	0	4
SUI	-	-	-	-	1	-	-	-	0	4
SWE	-	-	-	-	1	-	-	-	0	4
BAH	-	-	-	-	-	1	-	1	0	4
TRI	-	-	-	-	-	-	1	-	0	2
IRL	-	-	-	-	-	-	-	1	0	1
KEN	-	-	-	-	-	-	-	1	0	1
Totals	17	17	16+2=	16	17	17	17	16	52	611

Seoul 1988

Overall	Gold	Silver	Bronze	4th	5th	6th	7th	8th	Medals	Points
URS ¹	10	6	9+1=	11	4	4	4+1=	3	26	276.5
USA	13	7	6	4	9	6	2	4	26	271
GDR ²	6	11	10	6	2	5	1	3	27	243
GBR	-	6	2	5	3	6	3+1=	1+1=	8	117.5
FRG ²	-	1	3	3	2	3	2+1=	3	4	65
KEN	4	2	1	-	-	-	2	3	7	59
ITA	1	1	1	2	1	1	3	2	3	46
BUL	2	1	1	1	1+1=	-	-	3	4	44.5
JAM	-	2	-	3	2	1	2	-	2	44
FRA	-	-	1	1	2+2=	2	5	2	1	44
AUS	1	1	-	1	2	2	2	2	2	40
TCH ³	1	1	-	-	2	2	1	-	2	31
CAN	-	-	1	-	2	2	2	2	1	26
BRA	-	1	1	-	1	1	-	-	2	20
ROU	1	1	-	-	1=	-	-	-	2	18.5
ESP	-	-	-	1	2	-	1	-	0	15
FIN	1	-	1	-	-	-	-	-	2	14
MAR	1	-	1	-	-	-	-	-	2	14
CHN	-	-	1	-	1	-	1	2	1	14
POR	1	-	-	1	-	-	-	-	1	13
HUN	-	-	-	-	-	2	2	1	0	11
SWE	-	-	1=	-	-	-	1	1	1	8.5
SEN	-	1	-	-	-	-	-	-	1	7
POL	-	-	-	-	-	1	1	2	0	7
DJI	-	-	1	-	-	-	-	-	1	6
SUI	-	-	1	-	-	-	-	-	1	6
MEX	-	-	-	-	1	-	1	-	0	6

1. Breakdown of USSR placings with relay points divided by four:										
RUS	4.25	2	4	6	1	2	2	3	10.25	119
UKR	5	-	2+1=	4	-	1	-	-	8	80.5
BLR	0.25	2	1	1	1	1	1	-	3.25	36
LTU	-	2	-	-	1	-	-	-	2	18
KAZ	0.5	-	1	-	1	-	-	-	1.5	14
EST	-	-	1	-	-	-	-	-	1	6
GEO	-	-	-	-	-	-	1	-	0	2
KGZ	-	-	-	-	-	-	1=	-	0	1
Totals	10	6	9+1=	11	4	4	4+1=	3	26	276.5
2. Combined German Placings:										
	6	12	13	9	4	8	3+1=	6	31	308
3. Breakdown of Czechoslovakian placings:										
CZE	1	1	-	-	1	2	1	-	2	27
SVK	-	-	-	-	1	-	-	-	0	4
Totals	1	1	-	-	2	2	1	-	2	31

Men	Gold	Silver	Bronze	4th	5th	6th	7th	8th	Medals	Points
USA	7	5	5	3	5	2	1	1	17	165
URS ¹	5	4	3+1=	4	1	1	1+1=	2	13	123.5
GDR ²	3	3	3	3	-	2	-	1	9	85
GBR	-	4	1	4	2	4	1+1=	-	5	77
KEN	4	2	1	-	-	-	2	3	7	59
ITA	1	1	1	2	1	-	3	1	3	42
FRG ²	-	1	2	1	1	2	1+1=	2	3	39
FRA	-	-	1	1	1+2=	2	2	2	1	34
TCH ³	1	1	-	-	2	1	1	-	2	28
JAM	-	1	-	1	1	1	1	-	1	21
BRA	-	1	1	-	1	1	-	-	2	20
CAN	-	-	1	-	1	1	2	-	1	17
AUS	-	-	-	1	1	2	-	1	0	16
FIN	1	-	1	-	-	-	-	-	2	14
MAR	1	-	1	-	-	-	-	-	2	14
ESP	-	-	-	1	2	-	-	-	0	13
HUN	-	-	-	-	-	2	2	1	0	11
BUL	1	-	-	-	-	-	-	2	1	10
SWE	-	-	1=	-	-	-	1	1	1	8.5
SEN	-	1	-	-	-	-	-	-	1	7
DJI	-	-	1	-	-	-	-	-	1	6
SUI	-	-	1	-	-	-	-	-	1	6
MEX	-	-	-	-	1	-	1	-	0	6
NGR	-	-	-	-	1	-	1	-	0	6
JPN	-	-	-	1	-	-	-	-	0	5
POR	-	-	-	1	-	-	-	-	0	5
BEL	-	-	-	-	1	-	-	-	0	4
BER	-	-	-	-	1	-	-	-	0	4
NED	-	-	-	-	-	1	-	1	0	4
CHI	-	-	-	-	-	1	-	-	0	3
NOR	-	-	-	-	-	-	1	-	0	2
TAN	-	-	-	-	-	-	1	-	0	2
TRI	-	-	-	-	-	-	1	-	0	2
POL	-	-	-	-	-	-	-	2	0	2
IRL	-	-	-	-	-	-	-	1	0	1
OMA	-	-	-	-	-	-	-	1	0	1
Totals	24	24	23+2=	23	23+2=	23	23+3=	22	73	863

1. Breakdown of USSR placings with relay points divided by four:										
RUS	2	2	-	3	-	1	1	2	4	52

1988	Gold	Silver	Bronze	4th	5th	6th	7th	8th	Medals	Points	1992	Gold	Silver	Bronze	4th	5th	6th	7th	8th	Medals	Points
UKR	2.5	-	1=	-	-	-	-	-	3.5	25.5	HUN	-	-	-	2	1	-	-	1	0	15
BLR	-	1	1	1	-	-	-	-	2	18	NAM	-	2	-	-	-	-	-	-	2	14
KAZ	0.5	-	1	-	1	-	-	-	1.5	14	SWE	-	1	-	-	1	1	-	-	1	14
LTU	-	1	-	-	-	-	-	-	1	7	ALG	1	-	-	-	-	-	2	1	1	13
EST	-	-	1	-	-	-	-	-	1	6	GRE	1	-	-	-	-	1	-	-	1	11
KGZ	-	-	-	-	-	-	1=	-	0	1	POL	-	-	1=	-	-	-	2	1	1	10
Totals	5	4	3+1=	4	1	1	1+1=	2	13	123.5	AUT	-	-	-	-	1	1	1	-	0	9
2. Breakdown of German placings:											KOR	1	-	-	-	-	-	-	-	1	8
	3	4	5	4	1	4	1+1=	3	12	124	LTU	1	-	-	-	-	-	-	-	1	8
3. Breakdown of Czechoslovakian placings:											NED	1	-	-	-	-	-	-	-	1	8
CZE	1	1	-	-	1	-	1	-	2	24	BAH	-	-	1	-	-	-	1	-	1	8
SVK	-	-	-	-	1	-	-	-	0	4	QAT	-	-	1	-	-	-	1	-	1	8
Totals	1	1	-	-	2	1	1	-	2	28	IRL	-	-	-	1	-	1	-	-	0	8
Women	Gold	Silver	Bronze	4th	5th	6th	7th	8th	Medals	Points	RSA	-	1	-	-	-	-	-	-	1	7
GDR ¹	3	8	7	3	2	3	1	2	18	158	TRI	-	-	-	1	-	-	1	-	0	7
URS ²	5	2	6	7	3	3	3	1	13	153	COL	-	-	1	-	-	-	-	-	1	6
USA	6	2	1	1	4	4	1	3	9	106	NZL	-	-	1	-	-	-	-	-	1	6
GBR	-	2	1	1	1	2	2	1+1=	3	40.5	SUI	-	-	-	1	-	-	-	-	0	5
BUL	1	1	1	1	1+1=	-	-	1	3	34.5	BER	-	-	-	-	1	-	-	-	0	4
FRG ¹	-	-	1	2	1	1	1	1	1	26	EST	-	-	-	-	1	-	-	-	0	4
AUS	1	1	-	-	1	-	2	1	2	24	ISL	-	-	-	-	1	-	-	-	0	4
JAM	-	1	-	2	1	-	1	-	1	23	MOZ	-	-	-	-	1	-	-	-	0	4
ROU	1	1	-	-	1=	-	-	-	2	18.5	NOR	-	-	-	-	1	-	-	-	0	4
CHN	-	-	1	-	1	-	1	2	1	14	PRK	-	-	-	-	-	1	-	-	0	3
FRA	-	-	-	-	1	-	3	-	0	10	POR	-	-	-	-	-	-	1	1	0	3
CAN	-	-	-	-	1	1	-	2	0	9	IOP ^{SRB}	-	-	-	-	-	-	1	1=	0	2.3
POR	1	-	-	-	-	-	-	-	1	8	CIV	-	-	-	-	-	-	-	1	0	1
YUG ^{CRO}	-	-	-	1	-	-	-	-	0	5	ISR	-	-	-	-	-	-	-	1	0	1
POL	-	-	-	-	-	1	1	-	0	5	Totals	43	43	42+3=	42	42	43	42	38+3=	131	1542.0
ITA	-	-	-	-	-	1	-	1	0	4	1. Breakdown of Unified Team (EUN) placings with relay points divided by four:										
TCH ^{CZE}	-	-	-	-	-	1	-	-	0	3	RUS	5.5	6	3	4	3.75	2	1	7	14.5	154
ESP	-	-	-	-	-	-	1	-	0	2	UKR	0.5	3	-	2	-	1	2	2	3.5	44
LUX	-	-	-	-	-	-	1	-	0	2	BLR	-	2	-	2	-	-	2	-	2	28
KOR	-	-	-	-	-	-	-	1=	0	0.5	TJK	1	-	-	-	-	-	-	-	1	8
Totals	18	18	18	18	17+2=	17	18	15+2=	54	646	KAZ	-	-	-	-	0.25	-	-	-	0	1
1. Combined German Placings:											UZB	-	-	-	-	-	-	-	1	0	1
	3	8	8	5	3	4	2	3	19	184	Totals	7	11	3	8	4	3	5	10	21	236
2. Breakdown of USSR placings with relay points divided by four:											2. Breakdown of Czechoslovakian placings:										
RUS	2.25	-	4	3	1	1	1	1	6.25	67	CZE	2	-	-	-	-	-	-	-	2	16
UKR	2.5	-	2	4	-	1	-	-	4.5	55	SVK	-	-	-	-	1	-	-	-	0	4
BLR	0.25	1	-	-	1	1	1	-	1.25	18	Totals	2	-	-	-	1	-	-	-	2	20
LTU	-	1	-	-	1	-	-	-	1	11	Men	Gold	Silver	Bronze	4th	5th	6th	7th	8th	Medals	Points
GEO	-	-	-	-	-	-	1	-	0	2	USA	8	5	6+1=	1	3	-	3	2+1=	20	165.3
Totals	5	2	6	7	3	3	3	1	13	153	EUN ¹	3	2	2	2	1	1	3	4	7	77
Barcelona 1992											KEN	2	4	2	1	2	-	1	1	8	72
Overall	Gold	Silver	Bronze	4th	5th	6th	7th	8th	Medals	Points	GER	1	1	2	-	3	5	-	-	4	54
USA	12	8	9+1=	3	6	2	7	3+1=	30	273.3	GBR	1	-	3	2	-	4	2	2	4	54
EUN ¹	7	11	3	8	4	3	5	10	21	236	CUB	1	1	2	1	2	3	-	1=	4	49.3
GER	4	1	5	-	5	7	4	1	10	119	ITA	-	-	1	3	2	1	-	-	1	32
CUB	2	1	4	2	2	6	-	3+1=	7	86.3	ESP	2	1	1	-	-	-	-	1	4	30
GBR	2	-	4	3	1	4	2	4	6	79	MAR	1	1	-	1	-	1	-	-	2	23
KEN	2	4	2	1	2	-	1	1	8	72	NGR	-	1	-	-	2	1	1	1	1	21
CHN	1	1	2	1	4	1	-	2	4	53	TCH ²	2	-	-	-	1	-	-	-	2	20
JAM	-	3	1	-	2	1	3	-	4	44	CAN	1	1	-	1	-	-	-	-	2	20
CAN	1	1	1	2	1	-	-	-	3	35	FIN	-	1	-	1	-	2	1	-	1	20
ITA	-	-	1	3	2	1	1	-	1	34	JPN	-	1	-	1	-	1	-	2	1	17
ESP	2	1	1	-	-	1	-	1	4	33	MEX	-	1	-	-	1	1	1	1	1	17
JPN	-	2	-	2	-	1	1	2	2	31	ETH	-	-	2	-	-	1	-	-	2	15
BUL	-	1	1	1	1	2	-	1	2	29	BRA	-	-	-	3	-	-	-	-	0	15
NGR	-	1	1	-	2	1	2	1	2	29	HUN	-	-	-	2	1	-	-	1	0	15
FIN	-	1	-	2	-	3	1	-	1	28	NAM	-	2	-	-	-	-	-	-	2	14
ROU	-	1	-	3	-	1	-	-	1	25	SWE	-	1	-	-	1	-	-	-	1	11
FRA	1	-	-	2	-	-	3	-	1	24	FRA	-	-	-	1	-	-	3	-	0	11
MAR	1	1	-	1	-	1	-	-	2	23	JAM	-	1	-	-	-	-	1	-	1	9
ETH	1	-	2	-	-	1	-	-	3	23	KOR	1	-	-	-	-	-	-	-	1	8
TCH ²	2	-	-	-	1	-	-	-	2	20	LTU	1	-	-	-	-	-	-	-	1	8
AUS	-	-	1+1=	-	-	1	1	2	2	18	BAH	-	-	1	-	-	-	1	-	1	8
MEX	-	1	-	-	1	1	1	1	1	17	QAT	-	-	1	-	-	-	1	-	1	8
BRA	-	-	-	3	-	-	-	-	0	15	TRI	-	-	-	1	-	-	1	-	0	7
											POL	-	-	1=	-	-	-	1	-	1	7
											CHN	-	-	-	-	1	-	-	2	0	6
											AUS	-	-	1=	-	-	-	-	1	1	6
											ROU	-	-	-	1	-	-	-	0	5	
											SUI	-	-	-	1	-	-	-	0	5	

1992	Gold	Silver	Bronze	4th	5th	6th	7th	8th	Medals	Points	1996	Gold	Silver	Bronze	4th	5th	6th	7th	8th	Medals	Points
AUT	-	-	-	-	-	1	1	-	0	5	UKR	1	-	3	3	1	1	1	1	4	51
ALG	-	-	-	-	-	-	2	1	0	5	BLR	-	2	2	-	2	2	3	2	4	48
BER	-	-	-	-	1	-	-	-	0	4	ITA	-	2	2	2	1	1	-	-	4	43
EST	-	-	-	-	1	-	-	-	0	4	FRA	3	-	1	1	-	2	-	1	4	42
ISL	-	-	-	-	1	-	-	-	0	4	CHN	1	2	1	1	1	1	-	1	4	41
GRE	-	-	-	-	-	1	-	-	0	3	CUB	-	1	1	2	2	3	-	1	2	41
IRL	-	-	-	-	-	1	-	-	0	3	NGR	1	1	2	-	1	2	1	-	4	39
IOP SRB	-	-	-	-	-	-	1	1=	0	2.3	AUS	-	2	-	1	2	-	5	1	2	38
CIV	-	-	-	-	-	-	-	1	0	1	POL	1	1	-	1	-	2	1	2	2	30
ISR	-	-	-	-	-	-	-	1	0	1	ETH	2	-	1	1	-	-	-	-	3	27
Totals	24	24	23+3=	23	23	24	24	21+3=	74	862.0	CAN	2	-	-	1	-	1	-	-	2	24

1. Breakdown of Unified Team (EUN) placings with relay points divided by four:

RUS	2	1	2	2	0.75	-	1	2	5	52
BLR	-	1	-	-	-	-	1	-	1	9
TJK	1	-	-	-	-	-	-	-	1	8
UKR	-	-	-	-	-	1	1	1	0	6
KAZ	-	-	-	-	0.25	-	-	-	0	1
UZB	-	-	-	-	-	-	-	1	0	1
Totals	3	2	2	2	1	1	3	4	7	77

2. Breakdown of Czechoslovakian placings:

CZE	2	-	-	-	-	-	-	-	2	16
SVK	-	-	-	-	1	-	-	-	0	4
Totals	2	-	-	-	1	-	-	-	2	20

Women	Gold	Silver	Bronze	4th	5th	6th	7th	8th	Medals	Points
EUN	4	9	1	6	3	2	2	6	14	159
USA	4	3	3	2	3	2	4	1	10	108
GER	3	-	3	-	2	2	4	1	6	65
CHN	1	1	2	1	3	1	-	-	4	47
CUB	1	-	2	1	-	3	-	3	3	37
JAM	-	2	1	-	2	1	2	-	3	35
BUL	-	1	1	1	1	2	-	1	2	29
GBR	1	-	1	1	1	-	-	2	2	25
ROU	-	1	-	2	-	1	-	-	1	20
CAN	-	-	1	1	1	-	-	-	1	15
JPN	-	1	-	1	-	-	1	-	1	14
FRA	1	-	-	1	-	-	-	-	1	13
AUS	-	-	1	-	-	1	1	1	1	12
ALG	1	-	-	-	-	-	-	-	1	8
ETH	1	-	-	-	-	-	-	-	1	8
GRE	1	-	-	-	-	-	-	-	1	8
NED	1	-	-	-	-	-	-	-	1	8
NGR	-	-	1	-	-	-	1	-	1	8
FIN	-	-	-	1	-	1	-	-	0	8
RSA	-	1	-	-	-	-	-	-	1	7
COL	-	-	1	-	-	-	-	-	1	6
NZL	-	-	1	-	-	-	-	-	1	6
IRL	-	-	-	1	-	-	-	-	0	5
AUT	-	-	-	-	1	-	-	-	0	4
MOZ	-	-	-	-	1	-	-	-	0	4
NOR	-	-	-	-	1	-	-	-	0	4
ESP	-	-	-	-	-	1	-	-	0	3
PRK	-	-	-	-	-	1	-	-	0	3
SWE	-	-	-	-	-	1	-	-	0	3
POL	-	-	-	-	-	-	1	1	0	3
POR	-	-	-	-	-	-	1	1	0	3
ITA	-	-	-	-	-	-	1	-	0	2
Totals	19	19	19	19	19	19	18	17	57	680

Breakdown of Unified Team (EUN) placings with relay points divided by four:

RUS	3.5	5	1	2	3	2	-	5	9.5	102
UKR	0.5	3	-	2	-	-	1	1	3.5	38
BLR	-	1	-	2	-	-	1	-	1	19
Totals	4	9	1	6	3	2	2	6	14	159

Atlanta 1996

Overall	Gold	Silver	Bronze	4th	5th	6th	7th	8th	Medals	Points
USA	13	5	5	7	6	2	3	6	23	246
RUS	3	6	1	2	6+1=	5	2	1	10	129
GER	3	1	3	4	5+1=	4	3	3	7	113
KEN	1	4	3	2	3	3	-	1	8	86
JAM	1	3	2	2	1	2	4	-	6	69
GBR	-	4	2	3	3	-	-	1	6	68


Men	Gold	Silver	Bronze	4th	5th	6th	7th	8th	Medals	Points
USA	10	4	2	5	4	2	2	4	16	175
KEN	1	3	3	2	3	2	-	-	7	75
GER	1	1	2	2	4	2	1	-	4	61
GBR	-	4	1	1	2	-	-	-	5	47
RUS	-	3	-	-	2	2	1	-	3	37
BLR	-	1	1	-	2	1	2	1	2	29
UKR	-	-	2	2	-	1	1	-	2	27
CUB	-	-	1	1	1	2	-	1	1	22
ESP	-	1	1	1	-	-	1	-	2	20
JAM	-	1	1	-	-	1	2	-	2	20
POL	1	1	-	-	-	1	-	1	2	19
ITA	-	-	1	2	-	1	-	-	1	19
MAR	-	-	2	-	-	-	2	2	2	18
CAN	2	-	-	-	-	-	-	-	2	16
CZE	1	-	1	-	-	-	1	-	2	16
RSA	1	1	-	-	-	-	-	-	2	15
AUS	-	-	-	1	1	-	3	-	0	15
NAM	-	2	-	-	-	-	-	-	2	14

1996	Gold	Silver	Bronze	4th	5th	6th	7th	8th	Medals	Points	2000	Gold	Silver	Bronze	4th	5th	6th	7th	8th	Medals	Points
BDI	1	-	-	1	-	-	-	-	1	13	Sydney 2000										
FRA	1	-	-	1	-	-	-	-	1	13	Overall	Gold	Silver	Bronze	4th	5th	6th	7th	8th	Medals	Points
NOR	1	-	-	-	1	-	-	1	1	13	USA	7	4	5	3	3	-	4	4	16	153
MEX	-	-	1	-	-	2	-	1	1	13	RUS	3	4	6	3	4	3	1	5	13	135
TRI	-	-	2	-	-	-	-	-	2	12	GER	2	1	2	3	6	4	4	7	5	101
FIN	-	-	1	-	-	-	2	-	1	10	GBR	2	2	2	5	3	4	1	2	6	95
SWE	-	-	-	1	1	-	-	1	0	10	ETH	4	1	3	3	-	3	1	-	8	83
BRA	-	-	1	-	-	-	1	1	1	9	CUB	2	2	2	4	2	3	1	2	6	83
ALG	1	-	-	-	-	-	-	-	1	8	KEN	2	3	2	3	3	1	-	-	7	79
ECU	1	-	-	-	-	-	-	-	1	8	JAM	-	5	4	2	-	-	1	1	9	72
ETH	1	-	-	-	-	-	-	-	1	8	POL	4	-	-	1	3	2	2	2	4	61
HUN	1	-	-	-	-	-	-	-	1	8	AUS	1	2	-	-	3+2=	3	1	3	3	55
KOR	-	1	-	-	-	-	-	1	1	8	BLR	2	-	3	2	-	1	1	-	5	49
ZAM	-	1	-	-	-	-	-	-	1	7	ROU	1	2	1+1=	-	-	3	-	-	5	42.5
UGA	-	-	1	-	-	-	-	-	1	6	UKR	-	-	2	2	3	-	3	1	2	41
KAZ	-	-	-	1	-	-	-	1	0	6	GRE	1	3	-	-	1	1	2	-	4	40
SRB	-	-	-	1	-	-	-	1	0	6	BAH	2	-	-	2	1	2	1	-	2	38
BAR	-	-	-	1	-	-	-	-	0	5	RSA	-	1	2	1	-	2	2	1	3	35
SEN	-	-	-	1	-	-	-	-	0	5	MAR	-	1	3	-	-	1	2	1	4	33
LTU	-	-	-	-	1	-	-	1	0	5	ALG	1	1	2	-	1	-	-	-	4	31
ARM	-	-	-	-	1	-	-	-	0	4	CZE	1	1	-	1	1	1	1	2	2	31
JPN	-	-	-	-	1	-	-	-	0	4	ITA	-	2	-	1	1	1	2	1	2	31
BER	-	-	-	-	-	1	-	-	0	3	ESP	-	-	1	1	1	3	2	1	1	29
EST	-	-	-	-	-	1	-	-	0	3	FRA	-	-	-	2	2	1	1	1	0	24
GRE	-	-	-	-	-	1	-	-	0	3	NGR	-	2	-	1	-	-	2	-	2	23
LAT	-	-	-	-	-	1	-	-	0	3	MEX	-	1	1	-	2	-	1	-	2	23
NGR	-	-	-	-	-	1	-	-	0	3	BRA	-	1	-	1	1	1	-	-	1	19
SLO	-	-	-	-	-	1	-	-	0	3	NOR	1	1	-	-	-	-	-	-	2	15
SOM	-	-	-	-	-	1	-	-	0	3	JPN	1	-	-	-	-	1	2	-	1	15
BAH	-	-	-	-	-	-	1	-	0	2	SWE	-	-	1=	1	-	1=	-	1	1	14
BEL	-	-	-	-	-	-	1	-	0	2	FIN	1	-	-	-	1	-	-	1	1	13
BUL	-	-	-	-	-	-	1	-	0	2	TRI	-	1	1	-	-	-	-	-	2	13
NED	-	-	-	-	-	-	1	-	0	2	KAZ	1	-	-	-	-	1	-	-	1	11
RWA	-	-	-	-	-	-	-	1	0	1	CHN	1	-	-	-	-	-	1	1	1	11
TUN	-	-	-	-	-	-	-	1	0	1	BAR	-	-	1	1	-	-	-	-	1	11
UZB	-	-	-	-	-	-	-	1	0	1	IRL	-	1	-	-	-	1	-	-	1	10
Totals	24	24	24	24	24	24	23	20	72	858	CAN	-	-	-	-	1	1+1=	-	-	-	9.5
Women	Gold	Silver	Bronze	4th	5th	6th	7th	8th	Medals	Points	BUL	1	-	-	-	-	-	-	-	1	8
RUS	3	3	1	2	4+1=	3	1	1	7	92	EST	1	-	-	-	-	-	-	-	1	8
USA	3	1	3	2	2	-	1	2	7	71	LTU	1	-	-	-	-	-	-	-	1	8
GER	2	-	1	2	1+1=	2	2	3	3	52	MOZ	1	-	-	-	-	-	-	-	1	8
JAM	1	2	1	2	1	1	2	-	4	49	AUT	-	1	-	-	-	-	-	1	1	8
CHN	1	2	1	1	1	1	-	1	4	41	DEN	-	1	-	-	-	-	-	1	1	8
NGR	1	1	2	-	1	1	1	-	4	36	ISL	-	-	1	-	-	-	1	-	1	8
FRA	2	-	1	-	-	2	-	1	3	29	KSA	-	1	-	-	-	-	-	-	1	7
UKR	1	-	1	1	1	-	-	1	2	24	LAT	-	1	-	-	-	-	-	-	1	7
ITA	-	2	1	-	1	-	-	-	3	24	SRI	-	1	-	-	-	-	-	-	1	7
AUS	-	2	-	-	1	-	2	1	2	23	POR	-	-	1	-	-	-	-	-	1	6
GBR	-	-	1	2	1	-	-	1	1	21	ECU	-	-	-	1	-	-	-	-	0	5
BAH	-	1	-	2	-	1	-	-	1	20	SLO	-	-	-	1	-	-	-	-	0	5
ETH	1	-	1	1	-	-	-	-	2	19	HUN	-	-	-	-	-	-	2	1	0	5
BLR	-	1	1	-	-	1	1	1	2	19	ISR	-	-	-	-	1	-	-	-	0	4
CUB	-	1	-	1	1	1	-	-	1	19	SUI	-	-	-	-	1	-	-	-	0	4
ROU	-	1	-	-	-	1	4	1	1	19	BOT	-	-	-	-	-	-	1	-	0	2
JPN	-	-	1	1	1	-	1	-	1	17	HAI	-	-	-	-	-	-	1	-	0	2
GRE	-	1	-	1	1	-	-	-	1	16	SKN	-	-	-	-	-	-	1	-	0	2
POR	1	-	-	-	-	1	1	-	1	13	PRK	-	-	-	-	-	-	-	1	0	1
KEN	-	1	-	-	-	1	-	1	1	11	Totals	44	47	45+2=	45	45+2=	44+2=	45	41	138	1642
POL	-	-	-	1	-	1	1	1	0	11	Places originally filled by disqualified athletes and not yet reallocated by the IOC:										
FIN	1	-	-	-	-	-	1	-	1	10	2	-	-	-	-	-	-	-	-	2	16
BUL	1	-	-	-	-	-	-	-	1	8	Men	Gold	Silver	Bronze	4th	5th	6th	7th	8th	Medals	Points
SWE	1	-	-	-	-	-	-	-	1	8	USA	5	4	3	3	3	-	2	2	12	119
SYR	1	-	-	-	-	-	-	-	1	8	KEN	2	3	1	2	2	-	-	-	6	61
CZE	-	-	1	-	-	-	1	-	1	8	GBR	1	2	-	3	3	3	-	1	3	59
CAN	-	-	-	1	-	1	-	-	0	8	ETH	3	-	2	1	-	2	-	-	5	47
SLO	-	1	-	-	-	-	-	-	1	7	RUS	1	-	4	-	2	2	-	-	5	46
NOR	-	-	1	-	-	-	-	1	1	7	GER	1	1	-	2	2	1	2	5	2	45
AUT	-	-	1	-	-	-	-	-	1	6	CUB	2	2	1	1	-	-	1	1	5	44
MOZ	-	-	1	-	-	-	-	-	1	6	POL	3	-	-	-	1	1	1	2	3	35
ESP	-	-	-	-	1	-	-	-	0	4	MAR	-	1	2	-	-	1	2	-	3	26
SLE	-	-	-	-	1	-	-	-	0	4	RSA	-	-	2	1	-	1	2	-	2	24
HUN	-	-	-	-	-	1	-	1	0	4	ESP	-	-	-	1	1	3	2	1	0	23
LTU	-	-	-	-	1=	-	-	-	0	3	AUS	-	1	-	-	2=	2	-	2	1	22
LAT	-	-	-	-	-	-	-	1	0	1	CZE	1	1	-	-	-	1	-	1	2	19
NZL	-	-	-	-	-	-	-	1	0	1	ALG	-	1	2	-	-	-	-	-	3	19
Totals	20	20	20	20	19+3=	19	19	19	60	719	BRA	-	1	-	1	1	1	-	-	1	19

2000	Gold	Silver	Bronze	4th	5th	6th	7th	8th	Medals	Points	2004	Gold	Silver	Bronze	4th	5th	6th	7th	8th	Medals	Points
ITA	-	1	-	-	1	1	2	1	1	19	Athens 2004										
JAM	-	-	2	1	-	-	1	-	2	19	Overall	Gold	Silver	Bronze	4th	5th	6th	7th	8th	Medals	Points
BLR	-	-	1	2	-	-	1	-	1	18	USA	8	12	5	7	1	3	2+1=	2	25	233.5
UKR	-	-	1	1	1	-	1	1	1	18	RUS	6	7	7	4	3	4	2	5	20	192
MEX	-	1	1	-	-	-	1	-	2	15	JAM	2	1	2	4	4	2	-	1	5	78
FRA	-	-	-	1	2	-	-	1	0	14	ETH	2	3	2	3	2	-	-	-	7	72
TRI	-	1	1	-	-	-	-	-	2	13	GBR	3	-	1	4	3	2	1=	-	4	69.5
FIN	1	-	-	-	1	-	-	-	1	12	KEN	1	4	2	1	1	2	2	-	7	67
GRE	1	-	-	-	-	1	-	-	1	11	BLR	1	1	1	4	3	2	-	-	3	59
BAR	-	-	1	1	-	-	-	-	1	11	CUB	2	1	2	1	1	-	3	2	5	52
CAN	-	-	-	-	1	1+1=	-	-	0	9.5	UKR	1	1	2	-	4	1=	-	3	4	47.5
SWE	-	-	-	1	-	1=	-	1	0	8.5	POL	1	-	1	1	3	4	2	-	2	47
EST	1	-	-	-	-	-	-	-	1	8	GER	-	2	-	1	2	2	4	4	2	45
LTU	1	-	-	-	-	-	-	-	1	8	GRE	2	2	1	-	-	1	-	2	5	41
DEN	-	1	-	-	-	-	-	-	1	7	JPN	2	-	-	2	2	1	1	-	2	39
KSA	-	1	-	-	-	-	-	-	1	7	ESP	-	1	1	1	3	1=	2	1	2	36.5
LAT	-	1	-	-	-	-	-	-	1	7	AUS	-	1	2	1	1	1	1	1	3	34
NGR	-	1	-	-	-	-	-	-	1	7	ROU	-	2	1	-	-	2	2	2	3	32
BAH	-	-	-	1	-	-	-	-	0	5	CHN	2	-	-	1	-	2	1	2	2	31
ECU	-	-	-	1	-	-	-	-	0	5	MAR	2	1	-	1	-	-	-	1	3	29
JPN	-	-	-	-	-	1	1	-	0	5	BAH	1	-	1	1	-	2	2	-	2	29
ISR	-	-	-	-	1	-	-	-	0	4	ITA	2	-	1	-	-	1	1	-	3	27
SUI	-	-	-	-	1	-	-	-	0	4	CZE	1	-	1	2	-	-	-	1	2	25
HUN	-	-	-	-	-	-	1	1	0	3	SWE	3	-	-	-	-	-	-	-	3	24
BOT	-	-	-	-	-	-	1	-	0	2	RSA	-	2	-	-	1	1	1	1	2	24
HAI	-	-	-	-	-	-	1	-	0	2	FRA	-	-	2	-	-	1=	4	2	2	23.5
SKN	-	-	-	-	-	-	1	-	0	2	POR	-	1	1	-	1	-	-	1	2	18
AUT	-	-	-	-	-	-	-	1	0	1	HUN	-	1	-	-	1	1	1	-	1	16
Totals	23	24	24	24	23+2=	22+2=	23	21	71	853	LTU	1	1	-	-	-	-	-	-	2	15
Place originally filled by a team including the disqualified Antonio Pettigrew and not yet reallocated by the IOC:											LAT	-	1	-	-	1	-	2	-	1	15
1	-	-	-	-	-	-	-	-	1	8	NGR	-	-	2	-	-	-	1	-	2	14
Women	Gold	Silver	Bronze	4th	5th	6th	7th	8th	Medals	Points	BRA	-	-	1	-	1	-	1	1	1	13
RUS	2	4	2	3	2	1	1	5	8	89	BUL	-	-	-	1	2	-	-	-	0	13
GER	1	-	2	1	4	3	2	2	3	56	DEN	-	-	2	-	-	-	-	-	2	12
JAM	-	5	2	1	-	-	-	1	7	53	NED	-	-	-	-	2	1	-	1	0	12
ROU	1	2	1+1=	-	-	3	-	-	5	42.5	EST	-	-	1	-	-	1	-	1	1	10
CUB	-	-	1	3	2	3	-	1	1	39	CAN	-	-	-	-	-	2+1=	1	-	0	9.5
ETH	1	1	1	2	-	1	1	-	3	36	SLO	-	-	1	-	-	1	-	-	1	9
GBR	1	-	2	2	-	1	1	1	3	36	CMR	1	-	-	-	-	-	-	-	1	8
USA	2	-	2	-	-	-	2	2	4	34	DOM	1	-	-	-	-	-	-	-	1	8
BAH	2	-	-	1	1	2	1	-	2	33	NOR	1	-	-	-	-	-	-	-	1	8
AUS	1	1	-	-	3	1	1	1	2	33	ERI	-	-	1	-	-	-	1	-	1	8
BLR	2	-	2	-	-	1	-	-	4	31	MEX	-	1	-	-	-	-	-	-	1	7
GRE	-	3	-	-	1	-	2	-	3	29	TUR	-	-	1	-	-	-	-	1	1	7
POL	1	-	-	1	2	1	1	-	1	26	KAZ	-	-	1	-	-	-	-	-	1	6
UKR	-	-	1	1	2	-	2	-	1	23	IND	-	-	-	-	1	-	1	-	0	6
KEN	-	-	1	1	1	1	-	-	1	18	BEL	-	-	-	-	-	2	-	-	0	6
NGR	-	1	-	1	-	-	2	-	1	16	ECU	-	-	-	1	-	-	-	-	0	5
NOR	1	1	-	-	-	-	-	-	2	15	GRN	-	-	-	1	-	-	-	-	0	5
ALG	1	-	-	-	1	-	-	-	1	12	MOZ	-	-	-	1	-	-	-	-	0	5
ITA	-	1	-	1	-	-	-	-	1	12	NAM	-	-	-	1	-	-	-	-	0	5
CZE	-	-	-	1	1	-	1	1	0	12	QAT	-	-	-	1	-	-	-	-	0	5
KAZ	1	-	-	-	-	1	-	-	1	11	UGA	-	-	-	1	-	-	-	-	0	5
CHN	1	-	-	-	-	-	1	1	1	11	SUD	-	-	-	-	1	-	-	1	0	5
RSA	-	1	-	-	-	1	-	1	1	11	ALG	-	-	-	-	-	1	1	-	0	5
JPN	1	-	-	-	-	-	1	-	1	10	ISL	-	-	-	-	1	-	-	-	0	4
IRL	-	1	-	-	-	1	-	-	1	10	PAN	-	-	-	-	1	-	-	-	0	4
FRA	-	-	-	1	-	1	1	-	0	10	GHA	-	-	-	-	-	1	-	-	0	3
BUL	1	-	-	-	-	-	-	-	1	8	MRI	-	-	-	-	-	1	-	-	0	3
MOZ	1	-	-	-	-	-	-	-	1	8	SCG	-	-	-	-	-	1	-	-	0	3
ISL	-	-	1	-	-	-	1	-	1	8	SKN	-	-	-	-	-	1	-	-	0	3
MEX	-	-	-	-	2	-	-	-	0	8	NZL	-	-	-	-	-	-	1	1	0	3
AUT	-	1	-	-	-	-	-	-	1	7	BAR	-	-	-	-	-	-	1	-	0	2
SRI	-	1	-	-	-	-	-	-	1	7	SVK	-	-	-	-	-	-	1	-	0	2
MAR	-	-	1	-	-	-	-	1	1	7	TRI	-	-	-	-	-	-	1	-	0	2
ESP	-	-	1	-	-	-	-	-	1	6	BOT	-	-	-	-	-	-	-	1	0	1
POR	-	-	1	-	-	-	-	-	1	6	FIN	-	-	-	-	-	-	-	1	0	1
SWE	-	-	1=	-	-	-	-	-	1	5.5	ISR	-	-	-	-	-	-	-	1	0	1
SLO	-	-	-	1	-	-	-	-	0	5	Totals	46	46	46	46	46	45+4=	43+2=	40	138	1650
HUN	-	-	-	-	-	-	1	-	0	2	Men	Gold	Silver	Bronze	4th	5th	6th	7th	8th	Medals	Points
DEN	-	-	-	-	-	-	-	1	0	1	USA	6	10	3	3	-	1	1	1	19	157
FIN	-	-	-	-	-	-	-	1	0	1	KEN	1	2	2	1	1	2	2	-	5	53
PRK	-	-	-	-	-	-	-	1	0	1	RUS	1	1	3	1	1	1	2	-	5	49
Totals	21	23	21+2=	21	22	22	22	20	67	789	ETH	1	2	-	1	2	-	-	-	3	35
Place originally filled by the disqualified Marion Jones and not reallocated by the IOC:											GBR	1	-	-	3	2	1	-	-	1	34
1	-	-	-	-	-	-	-	-	1	8											

2004	Gold	Silver	Bronze	4th	5th	6th	7th	8th	Medals	Points	2004	Gold	Silver	Bronze	4th	5th	6th	7th	8th	Medals	Points
ESP	-	1	1	1	3	-	1	1	2	33	LTU	-	1	-	-	-	-	-	-	1	7
JAM	-	1	-	2	2	1	-	1	1	29	MAR	-	1	-	-	-	-	-	-	1	7
JPN	1	-	-	2	1	1	-	-	1	25	MEX	-	1	-	-	-	-	-	-	1	7
BLR	-	1	-	2	1	1	-	-	1	24	RSA	-	1	-	-	-	-	-	-	1	7
ITA	2	-	1	-	-	-	-	-	3	22	SLO	-	-	1	-	-	-	-	-	1	6
MAR	2	-	-	1	-	-	-	1	2	22	IND	-	-	-	-	1	-	1	-	0	6
POL	1	-	1	-	1	2	1	-	1	20	BEL	-	-	-	-	-	2	-	-	0	6
AUS	-	1	1	-	-	1	1	1	2	19	MOZ	-	-	-	1	-	-	-	-	0	5
POR	-	1	1	-	1	-	-	1	2	18	ITA	-	-	-	-	-	1	1	-	0	5
RSA	-	1	-	-	1	1	1	1	1	17	CAN	-	-	-	-	-	1+1=	-	-	0	4.5
SWE	2	-	-	-	-	-	-	-	2	16	ISL	-	-	-	-	1	-	-	-	0	4
CHN	1	-	-	1	-	1	-	-	1	16	NED	-	-	-	-	1	-	-	-	0	4
UKR	1	-	-	-	2	-	-	-	1	16	SUD	-	-	-	-	1	-	-	-	0	4
GER	-	-	-	-	1	1	3	3	0	16	ESP	-	-	-	-	-	1=	1	-	0	3.5
CZE	1	-	1	-	-	-	-	1	2	15	ALG	-	-	-	-	-	1	-	-	0	3
HUN	-	1	-	-	1	1	-	-	1	14	SCG	-	-	-	-	-	1	-	-	0	3
CUB	-	-	1	1	-	-	1	1	1	14	NZL	-	-	-	-	-	-	1	1	0	3
FRA	-	-	1	-	-	-	3	2	1	14	HUN	-	-	-	-	-	-	1	-	0	2
LAT	-	1	-	-	1	-	1	-	1	13	LAT	-	-	-	-	-	-	1	-	0	2
BRA	-	-	1	-	1	-	1	1	1	13	NGR	-	-	-	-	-	-	1	-	0	2
DEN	-	-	2	-	-	-	-	-	2	12	TUR	-	-	-	-	-	-	-	1	0	1
NGR	-	-	2	-	-	-	-	-	2	12	Totals	22	22	22	22	22	21+4=	19+2=	18	66	788
EST	-	-	1	-	-	1	-	1	1	10											
DOM	1	-	-	-	-	-	-	-	1	8	Beijing 2008										
LTU	1	-	-	-	-	-	-	-	1	8											
NOR	1	-	-	-	-	-	-	-	1	8	Overall	Gold	Silver	Bronze	4th	5th	6th	7th	8th	Medals	Points
ROU	-	1	-	-	-	-	-	1	1	8	USA	7	9	7	4	3	1	3	5	23	207
ERI	-	-	1	-	-	-	1	-	1	8	RUS	6	5	7	6	3	8	3	3	18	200
NED	-	-	-	-	1	1	-	1	0	8	KEN	6	4	4	3	3	1	3	-	14	136
KAZ	-	-	1	-	-	-	-	-	1	6	JAM	6	1+2=	2	2	2	5	3	1	11	120
TUR	-	-	1	-	-	-	-	-	1	6	ETH	4	1	2	2	1	2	2	1	7	76
ECU	-	-	-	1	-	-	-	-	0	5	GBR	1	2	1	4	2	3	2	3	4	72
GRN	-	-	-	1	-	-	-	-	0	5	BLR	1	3	3	2	1	1	-	1	7	65
NAM	-	-	-	1	-	-	-	-	0	5	CUB	1	2	2	2	2	3	-	-	5	61
QAT	-	-	-	1	-	-	-	-	0	5	UKR	1	1	3	1	1	1	2	1	5	50
UGA	-	-	-	1	-	-	-	-	0	5	GER	-	-	1	1	4	2	2+1=	5	1	43.5
CAN	-	-	-	-	-	1	1	-	0	5	POL	1	1	-	-	3	2	4	2	2	43
PAN	-	-	-	-	1	-	-	-	0	4	AUS	1	2	1	-	-	4	-	-	4	40
BAH	-	-	-	-	-	1	-	-	0	3	CHN	-	-	2	4	1	-	1	1	2	39
GHA	-	-	-	-	-	1	-	-	0	3	FRA	-	1	1	1	4	-	1	1	2	37
GRE	-	-	-	-	-	1	-	-	0	3	ESP	-	-	-	2	2	2	2+1=	2	0	31.5
MRI	-	-	-	-	-	1	-	-	0	3	CZE	1	-	-	-	1	2	2	1	1	23
SKN	-	-	-	-	-	1	-	-	0	3	CAN	-	-	1	2	1	1	-	-	1	23
SLO	-	-	-	-	-	1	-	-	0	3	BAH	-	1	1	1	-	-	2	-	2	22
ALG	-	-	-	-	-	-	1	-	0	2	BRA	1	-	-	2	-	1	-	-	1	21
BAR	-	-	-	-	-	-	1	-	0	2	ITA	1	-	1	-	1	-	1	-	2	20
SVK	-	-	-	-	-	-	1	-	0	2	BEL	1	1	-	-	1	-	-	-	2	19
TRI	-	-	-	-	-	-	1	-	0	2	NOR	1	1	-	-	1	-	-	-	2	19
BOT	-	-	-	-	-	-	-	1	0	1	TRI	-	2	-	-	-	-	2	-	2	18
FIN	-	-	-	-	-	-	-	1	0	1	FIN	-	-	1	1	1	1	-	-	1	18
ISR	-	-	-	-	-	-	-	1	0	1	ROU	1	-	-	-	2	-	-	1	1	17
SUD	-	-	-	-	-	-	-	1	0	1	MAR	-	1	1	-	1	-	-	-	2	17
Totals	24	24	24	24	24	24	24	22	72	862	TUR	-	2	-	-	-	-	1	-	2	16
											NZL	1	1	-	-	-	-	-	-	2	15
Women	Gold	Silver	Bronze	4th	5th	6th	7th	8th	Medals	Points	RSA	-	1	-	-	1	1	-	-	1	14
RUS	5	6	4	3	2	3	-	5	15	143	NGR	-	-	2	-	-	-	1	-	2	14
USA	2	2	2	4	1	2	1+1=	1	6	49	JPN	-	-	1	-	1	-	1	-	1	12
JAM	2	-	2	2	2	1	-	-	4	38	SLO	1	-	-	-	-	1	-	-	1	11
GRE	2	2	1	-	-	-	-	2	5	38	ZIM	-	-	-	2	-	-	-	-	0	10
CUB	2	1	1	-	1	-	2	1	4	38	BRN	-	-	-	-	2	-	1	-	0	10
ETH	1	1	2	2	-	-	-	-	4	37	POR	1	-	-	-	-	-	-	1	1	9
GBR	2	-	1	1	1	1	1=	-	3	35.5	CMR	1	-	-	-	-	-	-	-	1	8
BLR	1	-	1	2	2	1	-	-	2	35	EST	1	-	-	-	-	-	-	-	1	8
UKR	-	1	2	-	2	1=	-	3	3	31.5	PAN	1	-	-	-	-	-	-	-	1	8
GER	-	2	-	1	1	1	1	1	2	29	CRO	-	1	-	-	-	-	-	-	1	7
POL	-	-	1	1	2	2	1	-	1	27	ECU	-	1	-	-	-	-	-	-	1	7
BAH	1	-	1	1	-	1	2	-	2	26	LAT	-	1	-	-	-	-	-	-	1	7
ROU	-	1	1	-	-	2	2	1	2	24	SUD	-	1	-	-	-	-	-	-	1	7
CHN	1	-	-	-	-	1	1	2	1	15	GRE	-	-	1	-	-	-	-	1	1	7
AUS	-	-	1	1	1	-	-	-	1	15	LTU	-	-	1	-	-	-	-	-	1	6
JPN	1	-	-	-	1	-	1	-	1	14	HUN	-	-	-	1	-	-	-	1	0	6
KEN	-	2	-	-	-	-	-	-	2	14	SWE	-	-	-	1	-	-	-	1	0	6
BUL	-	-	-	1	2	-	-	-	0	13	AHO	-	-	-	1	-	-	-	-	0	5
CZE	-	-	-	2	-	-	-	-	0	10	KAZ	-	-	-	1	-	-	-	-	0	5
FRA	-	-	1	-	-	1=	1	-	1	9.5	UGA	-	-	-	1	-	-	-	-	0	5
CMR	1	-	-	-	-	-	-	-	1	8	ERI	-	-	-	-	1	-	-	1	0	5
SWE	1	-	-	-	-	-	-	-	1	8											

2008	Gold	Silver	Bronze	4th	5th	6th	7th	8th	Medals	Points	2008	Gold	Silver	Bronze	4th	5th	6th	7th	8th	Medals	Points
MEX	-	-	-	-	-	1	1	-	0	5	UKR	1	1	2	1	1	-	1	-	4	38
MOZ	-	-	-	-	1	-	-	-	0	4	BLR	1	1	1	2	-	1	-	-	3	34
SEN	-	-	-	-	-	1	-	-	0	3	CHN	-	-	2	3	1	-	1	1	2	34
SKN	-	-	-	-	-	1	-	-	0	3	CUB	-	2	-	1	1	2	-	-	2	29
SUI	-	-	-	-	-	1	-	-	0	3	GER	-	-	1	-	2	1	2+1=	3	1	25.5
ALG	-	-	-	-	-	-	1	1	0	3	ETH	2	-	1	-	-	-	1	1	3	25
IRL	-	-	-	-	-	-	1	1	0	3	TUR	-	2	-	-	-	-	1	-	2	16
NED	-	-	-	-	-	-	1	1	0	3	POL	-	-	-	-	2	1	2	1	0	16
QAT	-	-	-	-	-	-	-	3	0	3	BEL	1	1	-	-	-	-	-	-	2	15
SVK	-	-	-	-	-	-	-	2	0	2	CZE	1	-	-	-	1	-	1	-	1	14
BOT	-	-	-	-	-	-	-	1	0	1	NGR	-	-	2	-	-	-	1	-	2	14
CAY	-	-	-	-	-	-	-	1	0	1	BRA	1	-	-	1	-	-	-	-	1	13
Totals	47	46+2=	46	47	47	46	43+2=	43	141	1680	ROU	1	-	-	-	1	-	-	1	1	13
Men	Gold	Silver	Bronze	4th	5th	6th	7th	8th	Medals	Points	ESP	-	-	-	-	1	2	1=	1	0	12.5
USA	4	5	5	1	-	-	1	1	14	105	CAN	-	-	1	-	1	-	-	-	1	10
KEN	4	1	4	1	1	-	2	-	9	76	CMR	1	-	-	-	-	-	-	-	1	8
RUS	2	1	3	1	1	1	1	1	6	56	NZL	1	-	-	-	-	-	-	-	1	8
ETH	2	1	1	2	1	2	1	-	4	51	ITA	-	-	1	-	-	-	1	-	1	8
JAM	3	-	-	1	1	2	2	1	3	44	AUS	-	1	-	-	-	-	-	-	1	7
AUS	1	1	1	-	-	4	-	-	3	33	CRO	-	1	-	-	-	-	-	-	1	7
CUB	1	-	2	1	1	1	-	-	3	32	NOR	-	1	-	-	-	-	-	-	1	7
FRA	-	1	1	1	3	-	1	-	2	32	GRE	-	-	1	-	-	-	-	-	1	6
BLR	-	2	2	-	1	-	-	1	4	31	MAR	-	-	1	-	-	-	-	-	1	6
GBR	-	2	-	1	1	1	1	2	2	30	KAZ	-	-	-	1	-	-	-	-	0	5
POL	1	1	-	-	1	1	2	1	2	27	FRA	-	-	-	-	1	-	-	1	0	5
ESP	-	-	-	2	1	-	2	1	0	19	BRN	-	-	-	-	1	-	-	-	0	4
TRI	-	2	-	-	-	-	2	-	2	18	MOZ	-	-	-	-	1	-	-	-	0	4
BAH	-	1	1	1	-	-	-	-	2	18	BAH	-	-	-	-	-	-	2	-	0	4
FIN	-	-	1	1	1	1	-	-	1	18	SLO	-	-	-	-	-	1	-	-	0	3
GER	-	-	-	1	2	1	-	2	0	18	IRL	-	-	-	-	-	-	1	-	0	2
RSA	-	1	-	-	1	1	-	-	1	14	BOT	-	-	-	-	-	-	-	1	0	1
CAN	-	-	-	2	-	1	-	-	0	13	CAY	-	-	-	-	-	-	-	1	0	1
ITA	1	-	-	-	1	-	-	-	1	12	NED	-	-	-	-	-	-	-	1	0	1
NOR	1	-	-	-	1	-	-	-	1	12	POR	-	-	-	-	-	-	-	1	0	1
JPN	-	-	1	-	1	-	1	-	1	12	SVK	-	-	-	-	-	-	-	1	0	1
UKR	-	-	1	-	-	1	1	1	1	12	Totals	23	22+2=	22	23	23	22	21+2=	21	69	822
MAR	-	1	-	-	1	-	-	-	1	11											
ZIM	-	-	-	2	-	-	-	-	0	10											
CZE	-	-	-	-	-	2	1	1	0	9											
EST	1	-	-	-	-	-	-	-	1	8											
PAN	1	-	-	-	-	-	-	-	1	8											
POR	1	-	-	-	-	-	-	-	1	8											
SLO	1	-	-	-	-	-	-	-	1	8											
BRA	-	-	-	1	-	1	-	-	0	8											
ECU	-	1	-	-	-	-	-	-	1	7											
LAT	-	1	-	-	-	-	-	-	1	7											
NZL	-	1	-	-	-	-	-	-	1	7											
SUD	-	1	-	-	-	-	-	-	1	7											
LTU	-	-	1	-	-	-	-	-	1	6											
HUN	-	-	-	1	-	-	-	1	0	6											
SWE	-	-	-	1	-	-	-	1	0	6											
BRN	-	-	-	-	1	-	1	-	0	6											
AHO	-	-	-	1	-	-	-	-	0	5											
CHN	-	-	-	1	-	-	-	-	0	5											
UGA	-	-	-	1	-	-	-	-	0	5											
ERI	-	-	-	-	1	-	-	1	0	5											
MEX	-	-	-	-	-	1	1	-	0	5											
BEL	-	-	-	-	1	-	-	-	0	4											
ROU	-	-	-	-	1	-	-	-	0	4											
SEN	-	-	-	-	-	1	-	-	0	3											
SKN	-	-	-	-	-	1	-	-	0	3											
SUI	-	-	-	-	-	1	-	-	0	3											
ALG	-	-	-	-	-	-	1	1	0	3											
QAT	-	-	-	-	-	-	-	3	0	3											
NED	-	-	-	-	-	-	1	-	0	2											
GRE	-	-	-	-	-	-	-	1	0	1											
IRL	-	-	-	-	-	-	-	1	0	1											
SVK	-	-	-	-	-	-	-	1	0	1											
Totals	24	24	24	24	24	24	22	22	72	858											
Women	Gold	Silver	Bronze	4th	5th	6th	7th	8th	Medals	Points											
RUS	4	4	4	5	2	7	2	2	12	144											
USA	3	4	2	3	3	1	2	4	9	102											
JAM	3	1+2=	2	1	1	3	1	-	8	76											
KEN	2	3	-	2	2	1	1	-	5	60											
GBR	1	-	1	3	1	2	1	1	2	42											



OLYMPIC ATHLETICS FINALS

These pages show reports, results and boxed statistics about all 904 medal-winning events in Olympic Games athletics, including the 1906 Games in Athens and the discontinued events. The Tug-of-War competitions of 1900-1920 are not included. Any opinions expressed are not necessarily the IAAF.

Notes on Contents

Entries/Countries/Finalists

Given after each result are totals for the overall entry, number of countries with entries, and the number of finalists.

Electric Timing

This was used at the Olympic Games as early as 1928, but not officially until 1964. In 1964 and 1968, the electric times were rounded off to the nearest tenth, and registered in fifths for distances further than 1500m. Pre-1972 electric timings are given in parantheses alongside the original "tenth" times. For 1948, "adjusted" times are given. These are derived from the "tenth" electrical times.

Additional Data

Where possible and relevant, additional timing data such as reaction times and intermediate times are given. At some Games – such as Seoul 1988 – this information was made available in abundance. Regrettably for others it was not, in particular Barcelona 1992 where not even reaction times were published.

Estimates

The letter "e" denotes estimated marks, and is given where the official result was missing or evidently wrong.

Field Event Series

These have been given, not necessarily in full but certainly including all the medal-winning performances, where known.

Countries

The actual Republics for USSR athletes are given, as is the breakdown of German athletes from the FRG and GDR in 1960 and 1964 when they competed as a combined team. Yugoslavian competitors in 1992 onwards competed variously under the name of "Independent Olympic Participants" (IOP), Yugoslavia (YUG) or Serbia & Montenegro (SCG). As all athletes involved were Serbian, their placings in 1992-2004 are allocated to that country code which is now confirmed as SRB.

Lane, jumping, or throwing order

Where known and where relevant this is given in the second column, after the placing.

Disqualification rule numbers

Where a disqualification occurred, the number of the relevant rule is given according to the current IAAF Competition rule book, though not in some cases where is no corresponding rule currently in force. The rules quoted are preceded by the letter "r" and include: 40.1 (doping violation during or in connection with current competition); 40.8 (doping violation prior to current competition); 162.7 (two false starts); 163.2 (obstruction); 163.3 (running out of lane); 170.13 (relay baton not carried throughout race); 170.14 (relay baton exchanged outside of zone).

Statistics Boxes

In each box you will find the following:

The Best on Points

A list of the best six or so individual point scorers where eight points are awarded for a gold medal, seven for silver, six for bronze down to one for eighth. Points are shared in the case of ties.

Most Finals

A list of the athletes having reached the most finals, or placed in the first eight in the case of a one-round event.

Most Appearances

A list of the athletes having competed at the most Olympics in the relevant event.

Placing Table

A table showing every national placing in the first eight of the event, with a count of the medals won and total points awarded from eight for first place down to one for eighth.

MEN

100 Metres

Athens, 10 Apr 1896

1,	Thomas Burke	USA	12.0	
2,	Fritz Hofmann	GER	12.2e	
3,	Alajos Szokolyi	HUN	12.6e	(Alojz Szokol)
4,	Francis Lane	USA	12.6e	
5,	Alexandros Halkokondilis	GRE	12.6e	

(Competitors: 16; Countries: 9; Finalists: 5)

In front of 40,000 people in the stadium, and thousands more looking on from the hills above, Francis Lane of Princeton won the first heat in 12.2. This was the first competition in the Olympics since their denouement in 393 AD. Thomas Curtis (12.2) and Thomas Burke (11.8) won the other heats.

Curtis, focusing on the 110m hurdles, did not turn out for the final. Burke and Hofmann were drawn next to each other in lanes 4 and 5, and were level until 50m, when Burke drew away to win by about one-and-a-half metres. Wind and track surface conditions were unhelpful; note that Lane later placed fourth in the US Championships 100y in 10.5e, three yards behind the world's number one Bernie Wefers. A head-on shot of the finish suggests that Lane may have beaten Szokolyi for third place.

Paris, 14 Jul 1900

1,	Frank Jarvis	USA	11.0	
2,	Walter Tewksbury	USA	11.1e	
3,	Stan Rowley	AUS	11.2e	
	Arthur Duffey	USA	DNF	

(Competitors: 20; Countries: 9; Finalists: 4)

Six heats saw five wins of 11.4 plus Jarvis winning heat 3 in 10.8. This time was emulated by Tewksbury in round 2, with the other heats won by Duffey (11.0) and Jarvis (11.2). Rowley qualified by winning a repechage heat in 11.0 by inches from Indian-born Norman Pritchard, who was representing Great Britain.

Duffey, the finest sprinter of his era, was leading the final by a metre on the undulating grass surface when he fell to the ground at the halfway point, crippled by a pulled tendon. All three rounds (four for Rowley) were run on the same day, and the crowd totalled no more than 1000.

St. Louis, 3 Sep 1904

1,	Archie Hahn	USA	11.0	
2,	Nate Cartmell	USA	11.2e	
3,	William Hogenson	USA	11.3e	
4,	Fay Moulton	USA	11.4e	
5,	Frederick Heckwolf	USA		
6,	Lawson Robertson	USA		

(Competitors: 11; Countries: 3; Finalists: 6)

The diminutive (1.68m) Hahn was the favourite, having earlier won the 60m and 200m. He started superbly and had gained a winning advantage by the 20m mark. The taller (1.78m) Cartmell closed by half a metre in the last quarter of the race, but had been outclassed by Hahn.

The only non-American competitors, Béla de Mezo (HUN) and Robert Kerr (CAN), were both eliminated in the heats.

Athens, 27 Apr 1906

1,	Archie Hahn	USA	11.2
2,	Fay Moulton	USA	11.4e
3,	Nigel Barker	AUS	11.4e
4,	William Eaton	USA	11.5e
5,	Lawson Robertson	USA	11.5e
6,	Knut Lindberg	SWE	11.8e

(Competitors: 42; Countries: 14; Finalists: 6)

Hahn, running from the inside lane, retained his title comfortably, raising his arms in triumph as he crossed the line one and a half metres clear. Eaton, officially fourth, may well have been edged by Robertson for that position.

London, 22 Jul 1908

1,	Reggie Walker	RSA	10.7e/10.8oR
2,	James Rector	USA	10.8e
3,	Robert Kerr	CAN	10.8e
4,	Nate Cartmell	USA	11.0e

(Competitors: 62; Countries: 17; Finalists: 4)

Rector was the fastest man in the 17 (!) first round heats, equalling the Olympic record of 10.8, and repeated his time in round 2, with Walker equalling him.

Walker, drawn on the inside in the final, started fastest and, though caught and passed by Rector at 50m, responded strongly at the 60m mark to pull away to win by a metre in 10.7. The time was rounded up to 10.8 under the rules at the time. Rector just edged Kerr for second, both wastefully raising their arms at the finish.

Stockholm, 7 Jul 1912

1,	Ralph Craig	USA	10.8
2,	Alvah Meyer	USA	10.9
3,	Donald Lippincott	USA	10.9
4,	George Patching	RSA	10.9e
5,	Frank Beloit	USA	10.9e

(Competitors: 69; Countries: 22; Finalists: 5)

As in 1908 there were 17 heats, with two qualifying from each heat for the semi-final round. Lippincott was the fastest in the first round with 10.6, a metre clear of Applegarth in heat 16. Lippincott, Meyer and Craig all won their semi-finals in 10.7, but the favourite for the final was Howard Drew who had pulled a muscle winning his semi-final. However, Drew did not appear at the start of the final.

At the eighth time of asking (!), Patching was away quickest. Craig then got into top gear, catching the Springbok at 60m and won going away. Meyer was second, inches ahead of the others who finished almost in a tie, with Patching perhaps unlucky not to have been ruled third.

Antwerp, 16 Aug 1920

1,	Charles Paddock	USA	10.8
2,	Morris Kirksey	USA	10.8
3,	Harry Edward	GBR	10.9e
4,	Jackson Scholz	USA	10.9e
5,	Emile Ali-Khan	FRA	11.1e
6,	Loren Murchison	USA	11.2e

(Competitors: 61; Countries: 23; Finalists: 6)

Paddock appeared initially in 1916 when taking the California Schools 100 and 220y titles at the age of 15. He emerged internationally in 1919 when running 10.8/21.6 to win the Inter-Allied 100 and 200m titles.

Of the finalists, only Ali-Khan and Kirksey had failed to run 10.8 in the preliminaries. Paddock was instructed to move his fingers behind the line at the start, and Murchison began to rise expecting the athletes to be recalled to the line. Instead, the gun was fired, and Murchison was left some 4m behind the field. Scholz led at halfway by 60cm, with Paddock fourth, a metre behind. The powerful (1.73/75Kg) Paddock closed quickly and edged Kirksey by 30cm. Edward was placed third, but photos clearly show Scholz about 15cm ahead of the Briton less than 2m from the line.

Paris, 7 Jul 1924

1,	Harold Abrahams	GBR	10.6=OR
2,	Jackson Scholz	USA	10.7e
3,	Arthur Porritt	NZL	10.8e
4,	Chester Bowman	USA	10.9e
5,	Charles Paddock	USA	10.9e
6,	Loren Murchison	USA	11.0e

(Competitors: 87; Countries: 34; Finalists: 6)

Bowman, Scholz and Paddock were the favourites, but Abrahams caused a stir when running the only 10.6 in the second round. In the semis Abrahams again ran 10.6, this time after being left 1.5m behind the field at the start.

In the final the field got away at the first attempt, and Abrahams edged ahead just before halfway and won by 60cm from Scholz. He became the first European to win the Olympic 100m. Porritt finished fastest of all, moving from fifth to third in the last 25m.

Amsterdam, 30 Jul 1928

1,	Percy Williams	CAN	10.8
2,	Jack London	GBR	10.9e
3,	Georg Lammers	GER	10.9e
4,	Frank Wykoff	USA	11.0e
5,	Wilfred Legg	RSA	11.0e
6,	Robert McAllister	USA	11.0e

(Competitors: 77; Countries: 31; Finalists: 6)

Williams was unfancied before Amsterdam but ran the best time of the second round when he equalled the Olympic record of 10.6. McAllister and London then won the semi-finals (both with 10.6), and for the final Williams, London & McAllister were drawn in lanes 3-5. The slender (1.75/57Kg) Williams started best with McAllister, but his pick-up was better than the others, and he pattered away to a clear (60cm) win, with the enormous (1.88/91Kg) London edging Lammers by inches. McAllister lost out on a medal after pulling a muscle 20m from the finish. The poor showing of the Americans was blamed by some on the heavy track, but the long journey by ship to Europe was a more likely culprit.

Los Angeles, 1 Aug 1932

(Wind: 0.2 to 0.4)

1,	Eddie Tolan	USA	10.3=WR	(10.38)
2,	Ralph Metcalfe	USA	10.3=WR	(10.38)
3,	Arthur Jonath	GER	10.4	(10.50)
4,	George Simpson	USA	10.5	(10.53)
5,	Daniel Joubert	RSA	10.6	(10.59)
6,	Takayoshi Yoshioka	JPN	10.7	(10.78)

(Competitors: 34; Countries: 17; Finalists: 6)

With a mild assisting wind (0.4) and 30°C weather, the Olympic final was run in ideal conditions, and ended with a controversial result. Ralph Metcalfe was the hot favourite, having won the NCAA title with an unratified world record of 10.2 and the US Olympic Trials ahead of

Tolan. Despite the use of the Kirby camera device, which showed both the order of finish and the “hundredth” times of the athletes, some bizarre results occurred in the preliminaries. None more so than the first semi-final which clearly showed Tolan just edging reigning champion Williams for the last qualifying place, only to have the American announced as winner of the race ahead of Joubert (the real winner) and Yoshioka. The Nippon athlete, one of the greatest starters of all-time, took a metre lead in the first 10m of the final, but was caught by Tolan at 40m, with the others a metre back.

Metcalf surged to within 30cm of Tolan at 60m, and caught him at 80m. They ran together to the finish where Metcalfe dipped to reach the line with Tolan. The rule of the day stated that the winner was the athlete crossing the line first. After two hours it was determined from film of the race that Tolan was the winner. Under current rules (the athlete who reaches the line first) Metcalfe would have been the victor.

Berlin, 3 Aug 1936

(2.7)

1,	Jesse Owens	USA	10.3w
2,	Ralph Metcalfe	USA	10.4
3,	Martinus Osendarp	NED	10.5
4,	Frank Wykoff	USA	10.6
5,	Erich Borchmeyer	GER	10.7
6,	Lennart Strandberg	SWE	10.9

(Competitors: 62; Countries: 30; Finalists: 6)

After six world records in one afternoon in 1935, and an undefeated season in 1936, Jesse Owens was the athlete the Berlin crowd most wanted to see. In the 12th and final heat, Owens equalled the Olympic record, and then ran a barely windy 10.2 (2.3) in round 2. All the other qualifiers had runs of 10.5 prior to the final, with Metcalfe winning the second semi-final in 10.5 after Owens had run 10.4 in the first race.

In the final Owens started fastest and flowed effortlessly to a 2m margin by halfway. Metcalfe closed to just over a metre by the finish, but no final had ever been so dominated against such quality opposition. Osendarp held off Wykoff, who repeated his fourth place from Amsterdam.

London, 31 Jul 1948

(1.6)

				<u>Adjusted</u>
1,	Harrison Dillard	USA	10.3=OR	10.5
2,	“Barney” Ewell	USA	10.4	10.6
3,	Lloyd LaBeach	PAN	10.6	10.6
4,	Alastair McCorquodale	GBR		10.7
5,	Mel Patton	USA		10.7
6,	McDonald Bailey	TRI	GBR	10.9

(Competitors: 65; Countries: 33; Finalists: 6)

	<u>Differentials</u>
Dillard	0.00
Ewell	0.06 behind
LaBeach	0.09
McCorquodale	0.11
Patton	0.17
Bailey	0.31

Dillard had been inspired as a 14 year-old when he met Owens after his Berlin triumphs, and had become the best hurdler in the world. Unfortunately, he fell in the hurdles at the US Trials. However, he did qualify for the Olympic team in his second event, the 100m, behind the 100m and 100y world record holders, Ewell and Patton.

In the Olympic final Dillard, in the outside lane, got a superb start and was never headed. In lane 1, Ewell – who had been world class since 1937 – failed to see Dillard and crossed the line thinking he was the winner. LaBeach just held off the surprising cricket specialist McCorquodale, while Patton was a victim of the nerves which prevented him from ever running in a US championship. Timing shown is

official for the top three, and “adjusted” is the “tenth” electrical time as conveyed by timekeeper Harry Hathway to ATFS president Bob Sparks, with estimated times for all positions based on photo-finish differentials. Dillard’s 10.5 could be anything between 10.41 and 10.50.

Helsinki, 21 Jul 1952

(Wind not known)

(Wind not known)				Electrics
1,	Lindy Remigino	USA	10.4	(10.79)
2,	Herb McKenley	JAM	10.4	(10.80)
3,	McDonald Bailey TRI	GBR	10.4	(10.83)
4,	Dean Smith	USA	10.4	(10.84)
5,	Vladimir Sukharev RUS	URS	10.5	(10.88)
6,	John Treloar	AUS	10.5	(10.91)

(Competitors: 72; Countries: 33; Finalists: 6)

With the top American Jim Golliday injured and not qualifying for the US team, and his dauphin Art Bragg pulling a muscle in winning his first round heat, the event was left wide open. Semi-final winners were Bailey and McKenley. The Briton, transplanted from Trinidad, was slight favourite, but Dean Smith and then Remigino got away fastest in the final. By halfway, Remigino led by more than 50cm, but McKenley began to close, rushing past Bailey and Smith with 20m to go and catching Remigino at the line. Remigino was given the verdict, having got home by about an inch (3cm).

Melbourne, 24 Nov 1956

(-5.0)

				<u>Electrics</u>
1,	Bobby Morrow	USA	10.5	(10.62)
2,	Thane Baker	USA	10.5	(10.77)
3,	Hector Hogan	AUS	10.6	(10.77)
4,	Ira Murchison	USA	10.6	(10.79)
5,	Manfred Germar	GER/FRG	10.7	(10.86)
6,	Michael Agostini	TRI	10.7	(10.88)

(Competitors: 65; Countries: 32; Finalists: 6)

The USA were able to leave two men who had run 10.1 off their team. Morrow had won the NCAA, AAU and Olympic Trials meetings and, after a lapse in form in October, duly won the final after producing the fastest preliminary time (10.47 in his first round heat).

The wind blew against the runners, building up to a headwind of 5m per second for the final. Hogan, who was to die four years later of leukaemia, was quickest away, and was only caught at halfway by Morrow. The Texan powered away to win by 1.5m, with Baker just gaining second place with a prodigious lean at the finish. The hand timing was clearly in error with Baker officially timed in 10.5. In windless conditions Morrow’s time would have been in the region of 10.25

Rome, 1 Sep 1960

(0.0)

				<u>Electrics</u>
1,	Armin Hary	GER/FRG	10.2=OR	(10.32)
2,	Dave Sime	USA	10.2	(10.35)
3,	Peter Radford	GBR	10.3	(10.42)
4,	Enrique Figuerola	CUB	10.3	(10.44)
5,	Frank Budd	USA	10.3	(10.46)
6,	Ray Norton	USA	10.4	(10.50)

(Competitors: 61; Countries: 45; Finalists: 6)

Norton, the world’s best in 1959, was the favourite together with Hary and Canada’s Harry Jerome. Hary set an Olympic record of 10.2 (10.32) in his quarter-final. Jerome, who, like Hary, had run 10.0 earlier in the season, was leading his semi-final at 50m when he pulled up with a leg injury. Hary won the other semi-final.

Hary, known in his own country as “the thief of starts”, was called back for a false start in the final. Once the race started, he took a metre

lead in the first 10 with his technically superb start, and held off veteran Dave Sime, who had been last after 25m. Radford closed quickly to edge the surprising Figuerola for the bronze medal, with the favoured two Americans performing below par. Hary, the first German to win Olympic gold in a track event, was later found to be able to react in three thousandths of a second – rather quicker than the current allowable limit of 10 thousandths.

Tokyo, 15 Oct 1964

(1.1)				Electrics
1,	Bob Hayes	USA	10.0WR	(10.06)
2,	Enrique Figuerola	CUB	10.2	(10.25)
3,	Harry Jerome	CAN	10.2	(10.27)
4,	Wiesław Maniak	POL	10.4	(10.42)
5,	Heinz Schumann	GER/FRG	10.4	(10.46)
=6,	Gaoussou Koné	CIV	10.4	(10.47)
	Mel Pender	USA	10.4	(10.47)
8,	Tom Robinson	BAH	10.5	(10.57)

(Competitors: 72; Countries: 48; Finalists: 8)

Hary's auto-timed Olympic best was equalled by Jerome in the second round, and then beaten by Figuerola's 10.31 in the next race. Championship favourite Bob Hayes opened up in the semis, running an awesome 9.91, aided by a wind of 5.3. Ten minutes later the wind was -1.2 for Jerome's 10.37. Hayes drew the chopped up inside lane for the final, with Figuerola in 3, and Jerome in lane 5. These three quickly drew clear in the final, with the burly (1.82/86Kg) Hayes exhibiting enormous power in drawing away at the 30m mark to win by 2m from two superb sprinters. It was the most dominant piece of 100 metre running in Olympic history.

A measure of Hayes's quality as a 100m man was that by the end of 1964 his tally of legal 9.3 100 yard or 10.2 100m clockings totalled 29, more than the total of his principal rivals Jerome (15) and Figuerola (13), despite them starting their international careers before him.

Mexico City, 14 Oct 1968

(0.3)				Electrics
1,	Jim Hines	USA	9.9WR	(9.95)
2,	Lennox Miller	JAM	10.0	(10.04)
3,	Charlie Greene	USA	10.0	(10.07)
4,	Pablo Montes	CUB	10.1	(10.14)
5,	Roger Bambuck	FRA	10.1	(10.15)
6,	Mel Pender	USA	10.1	(10.17)
7,	Harry Jerome	CAN	10.1	(10.20)
8,	Jean-Louis Ravelomanantsoa	MAD	10.2	(10.27)

(Competitors: 64; Countries: 42; Finalists: 8)

The effects of altitude and improved synthetic track surfaces meant that 24 marks of under 10.20 were recorded in Mexico City (in 1964 there were three such times). Hines and Greene had been the first to record legal 9.9 clockings earlier in the year, and Greene ran the fastest ever preliminary race (10.02) in the second round. Hines won the first semi-final (10.08) from Bambuck (10.11) and Jerome (10.17), while Greene suffered a hamstring strain in taking the other semi-final in 10.13 from Miller (10.15) and the surprising Montes (10.19).

In the final the tiny power-packed Pender (1.65/72Kg) exploded out to an early lead, but was caught by Hines at halfway. Hines was a metre clear by 70m, at which point Greene aggravated his injury when attempting his usual late race surge. Miller slipped by Greene with 10m to go, and Hines finished with the first ever legal sub-10 mark on electric timing.

On television pictures, the photo-cell time shown at the finish was 9.89. That is because the timer mechanism was adjusted with a delay of 0.05 according to IAAF policy in 1964-1970. So the actual cell time would have been 9.94, which was adjusted to 9.95 when the photograph was examined.

Munich, 1 Sep 1972

(-0.3)			
1,	Valeriy Borzov	UKR	URS 10.14
2,	Robert Taylor	USA	10.24
3,	Lennox Miller	JAM	10.33
4,	Aleksandr Kornelyuk	AZE	URS 10.36
5,	Michael Fray	JAM	10.40
6,	Jobst Hirscht	FRG	10.40
7,	Zenon Nowosz	POL	10.46
	Hasely Crawford	TRI	DNF

(Competitors: 85; Countries: 55; Finalists: 8)

The event was marred by the failure of Eddie Hart and Rey Robinson to appear for the second round due to a schedule misunderstanding by US management. The pre-Games favourite was Borzov, who had beaten the top Americans in the USA in 1971. In the second round he set a European record of 10.07 ahead of Robert Taylor, the sole surviving American, and Hasely Crawford (10.18). Borzov (10.21) and Taylor (10.30) won the semis, which saw the excellent Greek, Papageorgopoulos (10.24 heat), unable to start.

Kornelyuk, the little Soviet star, started fastest in the final, but was quickly caught by Borzov, whose powerful but relaxed style carried him more than a metre clear by 60m. Easing in the last 5m, and lifting his arms in triumph, Borzov finished a metre ahead of the valiant Taylor, with Lennox Miller gaining a second medal a further metre back. Speculation was rife as to whether Hart would have beaten Borzov. The answer will never be known – but as a possible guide Taylor finished 0.05 seconds behind Hart when the latter won the US Trials in a hand timed 9.9.

Montreal, 24 Jul 1976

(0.0)			
1,	Hasely Crawford	TRI	10.06
2,	Don Quarrie	JAM	10.07
3,	Valeriy Borzov	UKR	URS 10.14
4,	Harvey Gance	USA	10.19
5,	Guy Abrahams	PAN	10.25
6,	Johnny Jones	USA	10.27
7,	Klaus-Dieter Kurrat	GDR	10.31
8,	Petar Petrov	BUL	10.35

(Competitors: 63; Countries: 40; Finalists: 8)

The favourites were Borzov – attempting to retain his title (the first to try this since Percy Williams) – Quarrie, Crawford and the three Americans. Only Gance and Crawford managed more than one run below 10.30 before the final, with Crawford and Quarrie trying to psyche each other out in their semi-final.

In the final Gance and Crawford started fastest, then Gance was caught by Quarrie and Borzov before halfway. Quarrie edged away, but could not see Crawford (lane 1) who was half a metre clear at the 80m mark. Quarrie's official time was 10.08, but a later re-read of the photo showed that the correct time was 10.07. Crawford, the biggest of all 100m winners at 1.90/87kg, never again ran quicker than 10.19. He won his country's first ever gold medal and a jet airliner there was named after him.

Moscow, 25 Jul 1980

(-1.2)				Reactions
1,	Allan Wells	GBR	10.25	0.193
2,	Silvio Leonard	CUB	10.25	0.151
3,	Petar Petrov	BUL	10.39	0.145
4,	Aleksandr Aksinin	RUS	URS 10.42	0.131
5,	Osvaldo Lara	CUB	10.43	0.155
6,	Vladimir Muravyov	KAZ	URS 10.44	0.161

7,	Marian Woronin	POL	10.46	0.163
8,	Hermann Panzo	FRA	10.49	0.130

(Competitors: 65; Countries: 40; Finalists: 8)

This event was seriously depleted because of the “western” boycott. Silvio Leonard, who had been the world’s number one six years earlier when aged 18, was the favourite, with Woronin, Wells and Eugen Ray as strong outsiders. Wells was the fastest in the first two rounds, with 10.11, ahead of the surprising Petrov (10.13), eliminating Crawford (fifth in 10.28) from further action. Leonard won his heat in 10.16. Petrov edged Leonard (10.39-10.40) in the first semi-final, with Wells winning the other race in 10.27, the wind now blowing at 45° against the runners.

In the final, Leonard was drawn in lane 1, with Wells out in lane 8. Aksinin and the Cuban number two, Lara, started best, with Leonard catching them at 30m and Wells about 30cm behind. Wells, who had been compelled by the rules to use starting blocks, caught Leonard at 80m and the two hit the line as one. On replay it was seen that Wells had won with a better lean. Wells later estimated that with better, but legal, wind conditions the time would have been 10.05, and the published wind reading of +1.11 was clearly incorrect. In his first race after the Games, Wells ran against the leading American, Stanley Floyd, winning 10.19 to 10.21.

Los Angeles, 4 Aug 1984

(0.2)				Reactions
1,	Carl Lewis	USA	9.99	0.177
2,	Sam Graddy	USA	10.19	0.156
3,	Ben Johnson	CAN	10.22	0.149
4,	Ron Brown	USA	10.26	0.145
5,	Mike McFarlane	GBR	10.27	0.161
6,	Ray Stewart	JAM	10.29	0.187
7,	Donovan Reid	GBR	10.33	0.147
8,	Tony Sharpe	CAN	10.35	0.147

(Competitors: 82; Countries: 59; Finalists: 8)

Carl Lewis was the hot favourite; he had won the inaugural world title in 1983 and destroyed the opposition in the US Trials (10.06 into a 2.2 wind). Jamaica’s Ray Stewart was the fastest heat winner with 10.24, but Lewis laid his cards on the table with 10.04 in the second round. Lewis was again the fastest semi-finalist (10.14), with Stewart (10.26) edging Graddy in the other heat.

Graddy and Ben Johnson started fastest in the final, Graddy’s pick-up taking him 30cm clear of Johnson at halfway, with Lewis a metre back. Lewis was still behind at 80m, but his finish was irresistible, as he took nearly 3m out of the field in the last 20 – with a huge grin on his face.

Seoul, 24 Sep 1988

(1.1)				Reactions
1,	Carl Lewis	USA	9.92WR	0.136
2,	Linford Christie	GBR	9.97	0.138
3,	Calvin Smith	USA	9.99	0.176
4,	Dennis Mitchell	USA	10.04	0.186
5,	Robson da Silva	BRA	10.11	0.155
6,	Desai Williams	CAN	10.11	0.149
7,	Ray Stewart	JAM	12.26	0.159
	Ben Johnson	CAN	DQ (r40.1) (9.79)	0.132

(Competitors: 102; Countries: 69; Finalists: 8)

Ben Johnson had won the 1987 world title in a world record 9.83 from Lewis (9.93), but five weeks before Seoul Lewis had defeated Johnson in Zurich, 9.93 to 10.00. Lewis was the fastest in each preliminary round, with times of 10.14, 9.99 and 9.97, though Johnson won his semi-final in 10.03 into a headwind.

In the final, Johnson (0.132) and Lewis (0.136) reacted quickest, but

the Canadian blasted clear by 10m, with Desai Williams in second place. By halfway Johnson (5.52) led by a metre from Williams (5.61) with Lewis (5.65) third. Johnson held the margin over Lewis to the finish, with Christie the next strongest finisher (5.69/4.28), holding off Calvin Smith. Three days later Johnson was stripped of his title, found guilty of taking stanozolol, an anabolic steroid. He was retrospectively disqualified from the 1987 World Championship as well, leaving Lewis with two championships won in bizarre circumstances, plus a new world record.

Barcelona, 1 Aug 1992

(0.5)

1,	Linford Christie	GBR	9.96
2,	Frankie Fredericks	NAM	10.02
3,	Dennis Mitchell	USA	10.04
4,	Bruny Surin	CAN	10.09
5,	Leroy Burrell	USA	10.10
6,	Olapade Adeniken	NGR	10.12
7,	Ray Stewart	JAM	10.22
8,	Davidson Ezinwa	NGR	10.26

(Competitors: 81; Countries: 66; Finalists: 8)

Prior to 1992 Allan Wells had been the oldest winner of the Olympic 100m, aged 28. Linford Christie, a superbly built athlete who had only seriously concentrated on the event from the age of 26, made Wells seem juvenile, as he triumphed at the age of 32. In the first two rounds Christie (10.08), Burrell (10.07) and Fredericks (10.13) were the most impressive, and in the semi-finals Burrell looked even better, running 9.97 into a 1.3 wind ahead of Christie (10.00) and Mitchell (10.10).

In the final Bruny Surin (0.124) had the fastest reaction time with Burrell (0.165) the slowest of the medal contenders. Surin led to 50m where he was caught by Fredericks and Christie. The Briton was clear by 60m reached in 6.44, and extended his margin to half a metre by the finish, with Fredericks holding off Mitchell for second, and Burrell a disappointing fifth. Stewart, in seventh place, became the first man ever to finish three Olympic 100m finals.

Atlanta, 27 Jul 1996

(0.7)

				Reactions
1,	Donovan Bailey	CAN	9.84WR	0.174
2,	Frankie Fredericks	NAM	9.89	0.143
3,	Ato Boldon	TRI	9.90	0.164
4,	Dennis Mitchell	USA	9.99	0.145
5,	Michael Marsh	USA	10.00	0.147
6,	Davidson Ezinwa	NGR	10.14	0.157
7,	Michael Green	JAM	10.16	0.169
	Linford Christie	GBR	DQ (r162.7)	0.089

(Competitors: 106; Countries: 75; Finalists: 8)

Reigning Champion Christie, together with World Champion Bailey, US Champion and three-time Olympian Dennis Mitchell, NCAA champion Boldon and Fredericks (twice under 9.90 in the month prior to the Games) were all gold medal contenders. Davidson Ezinwa was the fastest heat winner with 10.03, and Boldon ran the fastest quarter-final ever (9.95) which lasted until Fredericks ran 9.93. Fredericks won the first semi in 9.94, and Boldon won the second, also in 9.94, with Bailey and Mitchell the runners-up, both in 10.00.

Christie and Boldon false-started in the final, before another false start was called – with Christie the ejected culprit. Finally, the depleted field got away at the fourth time of asking, with Fredericks quickest (0.143) and Bailey last (0.174). Mitchell was the early leader, but Boldon took over at 25m and held the lead until 15m from the finish. At that point Bailey, who had started an astounding mid-race surge measured at 42.85 kilometres per hour, swept by and won by half a metre from Fredericks who just got by Boldon in the last 5m.

Sydney, 23 Sep 2000**(-0.3)**

				<u>Reactions</u>
1,	Maurice Greene	USA	9.87	0.197
2,	Ato Boldon	TRI	9.99	0.136
3,	Obadele Thompson	BAR	10.04	0.216
4,	Dwain Chambers	GBR	10.08	0.174
5,	Jon Drummond	USA	10.09	0.147
6,	Darren Campbell	GBR	10.13	0.193
7,	Kim Collins	SKN	10.17	0.210
	Aziz Zakari	GHA	DNF	0.180

(Competitors: 97; Countries: 72; Finalists: 8)

Greene – World Champion in 1997 and 1999 – was favourite ahead of Boldon and Bruny Surin of Canada. Boldon was fastest in the opening round, with 10.04, aided by the only wind reading in excess of 1.0 m/s. Thompson duplicated Boldon's time in round 2, but Greene impressed with 10.10 into a headwind (-1.7). Chambers (10.14) and Greene (10.06) were the semis winners, with Surin the major casualty, hobbled by hamstring problems.

Greene and Chambers battled for the lead in the final until halfway, when Greene powered away with Boldon in his slipstream. Chambers faltered short of the finish, and Thompson finished fast for the bronze. In cool conditions with a slight headwind and a starting system which affected the reaction times of the athletes, Greene's time was outstanding.

Athens, 22 Aug 2004**(0.6)**

				<u>Reactions</u>
1,	Justin Gatlin	USA	9.85	0.188
2,	Francis Obikwelu	POR	9.86	0.163
3,	Maurice Greene	USA	9.87	0.151
4,	Shawn Crawford	USA	9.89	0.161
5,	Asafa Powell	JAM	9.94	0.166
6,	Kim Collins	SKN	10.00	0.175
7,	Obadele Thompson	BAR	10.10	0.164
	Aziz Zakari	GHA	DNF	0.178

(Competitors: 82; Countries: 64; Finalists: 8)

Only two of the first round heats were won in a time slower than 10.20, with Crawford the fastest at 10.02. Crawford was again the quickest in the next round, this time with 9.89, as Obikwelu (9.93), Gatlin (9.96) and Greene (9.93) all won their heats in less than 10 seconds. The race favourite Powell finished behind Greene in 9.99, but looked to be holding back. Crawford won the first semi, saying "C'mon boy" in encouragement to training partner Gatlin, with 20m to go. In the other heat Powell (9.95) edged Obikwelu (9.97) and Greene (9.97).

In the final, Collins, Gatlin and Crawford had the best pick-ups, and at 60m Gatlin edged into the lead. Crawford and, in particular, Powell were not as relaxed as in earlier races. Obikwelu and Greene finished fastest, with Obikwelu, the tallest-ever 100m medallist (at 1.95m), leaning just ahead of the 2000 champion, and inches behind Gatlin. No-one had ever finished as low as third under 9.90 before; here the unfortunate Crawford ran 9.89 for fourth, in what could be safely described as one of the great 100m races ever. Sadly the memory of it has been tainted by news of Gatlin's doping violation of 2006.

Beijing, 16 August 2008**(0.0)**

				<u>Reactions</u>
1,	Usain Bolt	JAM	9.69WR	0.165
2,	Richard Thompson	TRI	9.89	0.133
3,	Walter Dix	USA	9.91	0.133
4,	Churandy Martina	AHO	9.93	0.169
5,	Asafa Powell	JAM	9.95	0.134
6,	Michael Frater	JAM	9.97	0.147
7,	Marc Burns	TRI	10.01	0.145

8, Darvis Patton USA 10.03 0.142
(Competitors: 80; Countries: 63; Finalists: 8)

The prospective gold medalists were Bolt, Powell and Tyson Gay (USA), with Bolt, the new world record holder (9.72) the only uninjured athlete of the three in 2008. The quarter-finals saw the first heated action, with Martina setting a national record 9.99 in the first race. The other heat winners Thompson (9.99), Burns (10.05), a coasting Bolt (9.92), and Powell (10.05). Gay, who had injured himself after winning the US Trials (in 9.68w) ran a straining 10.09 behind Thompson.

Bolt won the first semi-final in 9.85, still not showing full speed for the whole race, while Dix emerged as a possible medallist with his 9.95, which featured good mid-race acceleration. Kim Collins (SKN) missed the final despite running 10.05. Powell (9.91) held off Thompson (9.93) and Martina (9.94, another record) in the second race, while Patton (10.03) beat the under-raced Gay (10.05) for the final qualifying spot.

For the first time in Olympic history a nation other than the USA had three finalists in the 100. Thompson, Frater and Bolt were the first to separate from the field, with a half-metre advantage by 40m. Bolt then showed acceleration of a type previously unseen for such a tall man, as he surged to a one-metre lead by the 60m mark, then doubled that advantage by 80m. At this point he lowered his arms and eased across the line celebrating, yet still set a new world record of 9.69 (actually 9.683). Behind this extraordinary display, Thompson just held off the fast-charging Dix for the silver medal, while Martina closed from last at halfway to fourth. Five of the first six all ran lifetime bests, with only Powell – fifth as he was in Athens – unable to do so.

MEN'S 100 METRES**The Best on Points**

16	Archie Hahn USA	1904-1, 1906-1
	Carl Lewis USA	1984-1, 1988-1
	Dennis Mitchell USA	1988-4, 1992-3, 1996-4

Most Finals

3	Ray Stewart JAM	1984-6, 1988-7, 1992-7
	Linford Christie GBR	1988-2, 1992-1, 1996-dq
	Mitchell	

Most Appearances

4	Tommy Robinson BAH	1956-4h5, 1960-5s1, 1964-8, 1968-dnf/h6
	Hasely Crawford TRI	1972-dnf/final, 1976-1, 1980-5q1, 1984-4q1
	Ray Stewart JAM	1984-6, 1988-7, 1992-7, 1996-4q3
	Ato Boldon TRI	1992-4h3, 1996-3, 2000-2, 2004-4h6
	Kim Collins SKN	1996-5q4, 2000-7, 2004-6, 2008-5s1

Placing Table

	G	S	B	4	5	6	7	8	M	Points
USA	17	14	7	16	9	7+1=	-	1	38	416.5
GBR	3	2	3	2	1	2	1	-	8	78
JAM	1	3	1	-	3	2	3	-	5	59
CAN	2	-	3	1	-	1	1	1	5	45
GER	1	1	2	-	3	1	1	-	4	44
TRI	1	2	1	-	-	1	1	-	4	33
URS	1	-	1	2	1	1	-	-	2	31
CUB	-	2	-	2	1	-	-	-	2	28
RSA	1	-	-	1	2	-	-	-	1	21
AUS	-	-	3	-	-	1	-	-	3	21
NAM	-	2	-	-	-	-	-	-	2	14
PAN	-	-	1	-	1	-	-	-	1	10
POL	-	-	-	1	-	-	2	-	0	9
FRA	-	-	-	-	2	-	-	1	0	9
BAR	-	-	1	-	-	-	1	-	1	8
POR	-	1	-	-	-	-	-	-	1	7
BUL	-	-	1	-	-	-	-	1	1	7
NGR	-	-	-	-	-	2	-	1	0	7
HUN	-	-	1	-	-	-	-	-	1	6
NED	-	-	1	-	-	-	-	-	1	6
NZL	-	-	1	-	-	-	-	-	1	6
SWE	-	-	-	-	-	2	-	-	0	6
AHO	-	-	-	1	-	-	-	-	0	5
SKN	-	-	-	-	-	1	1	-	0	5
BRA	-	-	-	-	1	-	-	-	0	4
GRE	-	-	-	-	1	-	-	-	0	4

Men's 100 Metres, continued

	<u>G</u>	<u>S</u>	<u>B</u>	<u>4</u>	<u>5</u>	<u>6</u>	<u>7</u>	<u>8</u>	<u>M</u>	<u>Points</u>
JPN	-	-	-	-	-	1	-	-	0	3
CIV	-	-	-	-	-	1=	-	-	0	2.5
BAH	-	-	-	-	-	-	-	1	0	1
MAD	-	-	-	-	-	-	-	1	0	1
Totals	27	27	27	26	25	22+2=	11	7	81	897

Breakdown of GER placings:

GER	1	1	2	-	3	-	-	-	4	39
FRG	-	-	-	-	-	1	-	-	0	3
GDR	-	-	-	-	-	-	1	-	0	2
Totals	1	1	2	-	3	1	1	-	4	44

Breakdown of URS placings:

UKR	1	-	1	-	-	-	-	-	2	14
RUS	-	-	-	1	1	-	-	-	0	9
AZE	-	-	-	1	-	-	-	-	0	5
KAZ	-	-	-	-	-	1	-	-	0	3
Totals	1	-	1	2	1	1	-	-	2	31

200 Metres

Athens, 1896

Not held

Paris, 22 Jul 1900

1,	Walter Tewksbury	USA	22.2
2,	Norman Pritchard	GBR	22.5e
3,	Stan Rowley	AUS	22.6e
4,	William Holland	USA	22.6e

(Competitors: 8; Countries: 7; Finalists: 4)

The heats eliminated just two athletes. Pritchard, who later became a silent film star in the USA, was the early leader, but Tewksbury took over just after the 100m mark and finished the tree-surrounded course on the 500m track just over 2m ahead of the Briton with Rowley half a metre back.

The country for which Pritchard competed is debatable. There is a good case for him to be listed as Indian and indeed several Olympic historians prefer this option. For the purposes of this book, the editor is swayed by the research of the late Ian Buchanan published in the *Journal of Olympic History* (Volume 8, number 1, January 2000). Buchanan notes that Calcutta-born Pritchard was selected to represent Great Britain after competing at the 1900 AAA Championships (in London) and was shown as being affiliated to both England and "British India" in the 1900 Olympic Games programme. He concludes that "Pritchard was a British colonial, resident in India". The editor welcomes further advice and comment on this subject.

St. Louis, 31 Aug 1904

1,	Archie Hahn	USA	21.6OR
2,	Nate Cartmell	USA	21.9e
3,	William Hogenson	USA	22.1e
4,	Fay Moulton	USA	

(Competitors: 5; Countries: 2; Finalists: 4)

Hahn won the first heat in 22.2 from Cartmell (22.3), with Hogenson taking the other in 22.8. Cartmell, Hogenson and Moulton all false started, which caused them to be set back a yard at the start of the race; it should have been two, but the clerk of the course ruled that there was not enough room to do so. Hahn got his usual quick start, and was soon five yards clear of the field. Cartmell, who began slothfully, passed Hogenson and Moulton after halfway and closed to just over two yards at the finish. Hahn's time over the straight course was an Olympic record.

Athens, 1906

Not held

London, 23 Jul 1908

1,	(3)	Robert Kerr	CAN	22.6
2,	(4)	Robert Cloughen	USA	22.6e
3,	(2)	Nate Cartmell	USA	22.7e
4,	(1)	George Hawkins	GBR	22.8e

(Competitors: 43; Countries: 15; Finalists: 4)

All of the four finalists won their second round races in 22.6 after Kerr had been the fastest first round winner with 22.2. In the final, Kerr led by a metre off the bend, which was a generous sweeping curve on the 587 yard track. Cloughen and Cartmell closed up on Kerr, who was visibly tiring in the last few metres but won by just over 20cm, with Cartmell a further 30cm back.

Stockholm, 11 Jul 1912

1,	(4)	Ralph Craig	USA	21.7
2,	(6)	Donald Lippincott	USA	21.8
3,	(1)	Willie Applegarth	GBR	22.0
4,	(5)	Richard Rau	GER	22.2e
5,	(2)	Charles Reidpath	USA	22.2e
6,	(3)	Donnell Young	USA	22.3e

(Competitors: 61 Countries: 19; Finalists: 6)

After George Patching (RSA) had been fastest in the heats (22.3), the real racing began, with only the winners of the second round qualifying for the final. Craig, Applegarth, and Young won the first three heats in 21.9. Lippincott then ran 21.8, an Olympic best for 200m on a full curve.

Applegarth – despite the inside draw – led into the straight in the final from Lippincott, with Craig and Reidpath equal fifth, 2m behind. The Briton was soon caught by Craig, who gradually drew away from the field. Lippincott closed well to take second, less than a metre behind Craig. Applegarth was a clear third.

Antwerp, 20 Aug 1920

1,	(3)	Allen Woodring	USA	22.0
2,	(4)	Charles Paddock	USA	22.0e
3,	(5)	Harry Edward	GBR	22.2e
4,	(6)	Loren Murchison	USA	22.2e
5,	(1)	George Davidson	NZL	22.4e
6,	(2)	Jack Oosterlaak	RSA	22.4e

(Competitors: 48; Countries: 22; Finalists: 6)

Edward was the fastest quarter-finalist with 22.0 after a desultory round of heats which saw 22.6 as the quickest time. Murchison won the first semi in 22.4 from Edward, now strapped up after damaging a hamstring. Woodring edged Paddock in the other semi-final.

Woodring, who had only made the team after George Massengale withdrew at the last moment because of rheumatism, got a good draw in the final, one lane inside Paddock, who was favoured to complete a double. Paddock led from the gun, with Woodring second off the curve. Woodring caught Paddock with 20m to go, and held off Paddock's celebrated leap for the tape by 20cm. Edward finished third a similar distance ahead of Murchison.

Paris, 9 Jul 1924

1,	(4)	Jackson Scholz	USA	21.6OR
2,	(6)	Charles Paddock	USA	21.7e

3,	(5)	Eric Liddell	GBR	21.9e
4,	(1)	George Hill	USA	22.0e
5,	(3)	Bayes Norton	USA	22.0e
6,	(2)	Harold Abrahams	GBR	22.3e

(Competitors: 63; Countries: 32 Finalists: 6)

A time of 21.8 was run seven times before the final, with Jackson Scholz the only man to do so more than once. The track had been deadened by a downpour in the morning of the final. Paddock (21.8 semi) and Scholz started best and were fractionally ahead off the curve. The rest were almost in a line, except 100m winner Abrahams who lagged more than a metre behind. Paddock took a foot lead at the 120m mark, and was only caught by his teammate with 20m to go. Scholz won by 40cm from Paddock's leaping finish, with Liddell, who had closed from fifth to third in the second half, 2m behind. This was the only track event on the flat not won by athletes from either Finland or Britain in 1924.

Amsterdam, 1 Aug 1928

1,	(2)	Percy Williams	CAN	21.8
2,	(3)	Walter Rangeley	GBR	21.9e
3,	(4)	Helmut Körnig	GER	21.9e
4,	(5)	Jackson Scholz	USA	21.9e
5,	(6)	John Fitzpatrick	CAN	22.1e
6,	(1)	Jakob Schüller	GER	22.2e

(Competitors: 59; Countries: 29; Finalists: 6)

Both Paddock and Scholz were attempting to reach their fifth individual finals, but after winning his first two races, Paddock was edged out in the first semi-final. Scholz qualified comfortably behind Kornig in the other semi, after the German had equalled the Olympic Record of 21.6 in the previous round.

Körnig was the early leader, but Williams and the surprising Rangeley slipped by at the 150m mark. Williams swept away irresistibly to win by 60cm, with Rangeley leaning across the line 15cm ahead of Körnig. Scholz was half a metre back, but inexplicably he was initially bracketed with the German for third place. He declined to take part in a run-off for the bronze medal and was placed fourth.

Los Angeles, 3 Aug 1932

1,	(1)	Eddie Tolan	USA	21.2OR	<u>Electric</u> (21.12)
2,	(3)	George Simpson	USA	21.4	
3,	(2)	Ralph Metcalfe	USA	21.5	
4,	(6)	Arthur Jonath	GER	21.5	
5,	(4)	Carlos Bianchi	ARG	21.6	
6,	(5)	William Walters	RSA	21.9	

(Competitors: 25; Countries: 13; Finalists: 6)

The Olympic record fell in the quarter-finals as Metcalfe (21.59) and Tolan (21.56) both ran 21.5, with unheralded Carlos Bianchi (21.9 in 1931) running 21.4 (21.46). Jonath then equalled this mark (21.48 on the Kirby timer), and a fifth contender for the gold medal emerged at the semi-final stage when George Simpson (21.54) finished inches behind Metcalfe (21.52). Jonath (21.51) won the other semi.

In the final Bianchi was out quickest, but overtaken on the curve by Simpson, who led by half a metre into the straight. Tolan quickly caught Simpson and went away to win by 2m, with Simpson less than a metre ahead of Metcalfe, and Jonath half a metre back. Metcalfe had been unbeatable over 200m before the Games, so it was no surprise to find that his lane measurement had been incorrect, with his starting placement set back by about 1.5 metres. He may well not have beaten Tolan, but he certainly would have taken second place. Offered a re-run, he declined because he did not wish to disturb a United States clean sweep.

Berlin, 5 Aug 1936

1,	(3)	Jesse Owens	USA	20.7OR
2,	(4)	Mack Robinson	USA	21.1
3,	(1)	Martinus Osendarp	NED	21.3
4,	(5)	Paul Hänni	SUI	21.6
5,	(6)	Lee Orr	CAN	21.6
6,	(2)	Wijnand van Beveren	NED	21.9

(Competitors: 44; Countries: 22; Finalists: 6)

Having been a comfortable winner of both the US Trials 200m and the Olympic 100m, Owens was a solid favourite. Winning his first two preliminaries in an Olympic record 21.1 did nothing to dispel that view. Mack Robinson equalled Owens's new record in his semi, with Owens an easy winner of the other race in 21.3. Owens flew around the bend in the final, opening up a 2m lead on the field by halfway, which he smoothly doubled by the finish in 20.7, easily the best 200m seen in major competition at that time. In better conditions after the Games, Robinson ran 20.8, which showed the exceptional quality of Owens's run.

London, 3 Aug 1948

(Wind: against)					Adjusted
1,	(2)	Mel Patton	USA	21.1	21.3
2,	(4)	"Barney" Ewell	USA	21.1	21.4
3,	(3)	Lloyd LaBeach	PAN	21.2	21.5
4,	(1)	Herb McKenley	JAM	21.3e	21.6
5,	(5)	Cliff Bourland	USA	21.4e	21.6
6,	(6)	Leslie Laing	JAM	21.9e	22.1

(Competitors: 52 Countries: 29; Finalists: 6)

	<u>Differential</u>
Patton	0.00
Ewell	0.05 behind
LaBeach	0.20
McKenley	0.24
Bourland	0.27
Laing	0.72

The schedule permitted one lap specialists as well as 100m sprinters to contest the 200m, and World 400m record holder Herb McKenley and former quarter-miler Cliff Bourland were the fastest men through the three qualifying rounds, with 21.3 the quickest mark on the now heavy track.

Patton, the NCAA and Olympic Trials winner, had been favoured to win ahead of Ewell, but after his nervy fifth place in the 100m was severely lectured by his coach, the venerable Dean Cromwell. Patton started the final like a startled deer and led by 2m into the straight from McKenley. He managed to hold off Ewell's charge, while LaBeach edged ahead of McKenley in the last 20m.

Helsinki, 23 Jul 1952

(1.0)					<u>Electrics</u>
1,	(3)	Andy Stanfield	USA	20.7	(20.81)
2,	(7)	Thane Baker	USA	20.8	(20.97)
3,	(6)	James Gathers	USA	20.8	(21.08)
4,	(4)	McDonald Bailey TRI	GBR	21.0	(21.14)
5,	(5)	Leslie Laing	JAM	21.2	(21.45)
6,	(2)	Gerardo Bönnhoff	ARG	21.3	(21.59)

(Competitors: 71; Countries: 35; Finalists: 6)

Andy Stanfield, the best sprinter on view in Helsinki, was the fastest man in the heats, running 20.9 in the second round. Stanfield with an injured right thigh, was the leader at halfway in the final, with the frenetic Baker just behind, a metre ahead of Bailey, and Gathers a further metre back. Stanfield held form, while Baker tied up, as Gathers passed Bailey 30m from the finish for third place.

Melbourne, 27 Nov 1956**(Legal)**

				<u>Electrics</u>
1,	(3)	Bobby Morrow	USA 20.6=WR	(20.75)
2,	(4)	Andy Stanfield	USA 20.7	(20.97)
3,	(6)	Thane Baker	USA 20.9	(21.05)
4,	(1)	Mike Agostini	TRI 21.1	(21.35)
5,	(2)	Boris Tokarev	RUS URS 21.2	(21.42)
6,	(5)	José Telles da Conceição	BRA 21.3	(21.56)

(Competitors: 67; Countries: 32; Finalists: 6)

No-one ducked under 21.1 until the final, and Stanfield looked the smoothest of all in the heats. Morrow appeared to be favouring his bandaged left hamstring, but was more worried about Stanfield's form. Baker was visibly upset at drawing lane 6 as he had in '52, but ran a good bend.

The three Americans were virtually abreast off the bend before Morrow turned on the power and was soon 2m in front, an advantage he held easily over Stanfield, who later asserted that the track was two tenths slower than Helsinki. The time of 20.75 was nevertheless the fastest automatic time on record up to that date. Morrow's 1956 feat of winning the sprint double at the NCAA, Olympic Trials and Olympic Games, as well as the AAU 100, exactly duplicated the achievement of Owens in 1936, and has not been matched by an American sprinter since.

Rome, 3 Sep 1960**(0.0)**

				<u>Electrics</u>
1,	(5)	Livio Berruti	ITA 20.5=WR	(20.62)
2,	(7)	Lester Carney	USA 20.6	(20.69)
3,	(3)	Abdoulaye Seye	SEN FRA 20.7	(20.83)
4,	(2)	Marian Foik	POL 20.8	(20.90)
5,	(4)	Stone Johnson	USA 20.8	(20.93)
6,	(6)	Ray Norton	USA 20.9	(21.09)

(Competitors: 62; Countries: 48; Finalists: 6)

Berruti had been the one man to have beaten Norton in 1959 over 200m, but was not considered a gold medal possibility until equalling the world record in winning his semi-final in 20.5 (20.65) ahead of Norton – 20.7 (20.81). Third in this race was Stone Johnson (20.92) ahead of Britain's Peter Radford, whose 21.09 was appreciably quicker than Les Carney's 21.24 for third in the other semi.

Norton, who had equalled the world record when winning the US Trials, was a metre behind the smooth Berruti at 100m in the final, and faded – a victim of dysentery which destroyed his gold medal chances. Carney, out in lane 7 (the inside lane was not used), was just behind Norton at halfway, and held on against the charges of Seye and Foik for the silver medal. The home crowd celebrated by setting fire to their programmes, giving an erie light to the Italian night of victory.

Tokyo, 17 Oct 1964**(-0.7)**

				<u>Electrics</u>
1,	(7)	Henry Carr	USA 20.3OR	(20.36)
2,	(5)	Paul Drayton	USA 20.5	(20.58)
3,	(8)	Edwin Roberts	TRI 20.6	(20.63)
4,	(3)	Harry Jerome	CAN 20.7	(20.79)
5,	(1)	Livio Berruti	ITA 20.8	(20.83)
6,	(4)	Marian Foik	POL 20.8	(20.83)
7,	(6)	Richard Stebbins	USA 20.8	(20.89)
8,	(2)	Sergio Ottolina	ITA 20.9	(20.94)

(Competitors: 57 Countries: 43; Finalists: 8)

Drayton – 20.7 (20.70) – and Roberts – 20.8 (20.89) – were the fastest in the first two rounds. Drayton opened up in the semi-final, equalling the Olympic record with 20.5 (20.58, an electrically-timed Olympic

best). World record holder Carr won the other semi in 20.6 (20.69) with Jerome just edging out France's teenage star Roger Bambuck for the last final place.

Carr showed his true quality in the final. After being level with Drayton coming off the bend, he surged to a metre lead, and extended it to 2½m by the finish in 20.36 – brilliant running into a headwind. Drayton had to work hard to stay ahead of Roberts, with Jerome progressing from seventh to fourth just in front of Berruti.

Mexico City, 16 Oct 1968**(0.9)**

				<u>Electrics</u>
1,	(3)	Tommie Smith	USA 19.8WR	(19.83)
2,	(6)	Peter Norman	AUS 20.0	(20.06)
3,	(4)	John Carlos	USA 20.0	(20.10)
4,	(8)	Edwin Roberts	TRI 20.3	(20.34)
5,	(2)	Roger Bambuck	FRA 20.5	(20.51)
6,	(5)	Larry Questad	USA 20.6	(20.62)
7,	(1)	Michael Fray	JAM 20.6	(20.63)
8,	(7)	Joachim Eigenherr	FRG 20.6	(20.66)

(Competitors: 50; Countries: 37; Finalists: 8)

Carlos was favoured on the strength of his unratified world record of 19.7 (19.92) in the US Trials, but Smith had won all their previous championship meetings. Peter Norman, a good but unheralded Aussie, was fastest in the first round with an Olympic record 20.2 (20.23), a mark matched by Smith (20.29 on auto timing) in the next round. Norman again ran 20.2 (20.22) in his semi, but was eclipsed by Carlos who ran an astonishing 20.1 (20.12) from lane 1. Smith also won his semi-final in 20.1 (20.13), but limped off with cramp. The benefit of altitude meant that 20.49 was required just to make the final.

Smith appeared with his leg heavily strapped, but ran the curve well, even if one and a half metres down on Carlos, who powered through the first half in 10.4. Smith switched gears at 120m, zooming past Carlos at 150m and leaving onlookers gaping in awe at his acceleration. He won by 2½m despite easing down in the last 15m and raising his arms in triumph. Meanwhile, Carlos also throttled back, but was overtaken in the last 5m by Norman, who destroyed his pre-Olympic best by 0.5 with 20.0 (20.06).

A black power protest was made by Smith and Carlos at the medal ceremony, eclipsing the race in news terms as the two American stars were subsequently vilified for using the Olympic arena as a political forum.

Munich, 4 Sep 1972**(0.0)**

1,	(5)	Valeriy Borzov	UKR URS 20.00
2,	(1)	Larry Black	USA 20.19
3,	(2)	Pietro Mennea	ITA 20.30
4,	(6)	Larry Burton	USA 20.37
5,	(3)	Chuck Smith	USA 20.55
6,	(8)	Siegfried Schenke	GDR 20.56
7,	(4)	Martin Jellinghaus	FRG 20.65
8,	(7)	Hans-Joachim Zenk	GDR 21.05

(Competitors: 57; Countries: 42; Finalists: 8)

Larry Black and co-world record holder Don Quarrie of Jamaica were the favourites, but Borzov's 20.64 in the first round, in which he looked round three times, convinced many viewers of his pedigree in the longer sprint. In the second round Black dominated Quarrie (20.43) with a 20.28.

In the first semi-final Borzov won in a strangely slow 20.74, while Quarrie suffered a hamstring pull. Black won the other race ahead of 20 year-old Pietro Mennea. In the final Black was off fastest, but Borzov caught him after 80m, and cruised away after 130m. Before the finish he had more than 2m in hand and eased over the line, 0.19 ahead of Black. Mennea tore past Burton with 25m to go to take the bronze. Fourth-placed Burton, in his first year in athletics, was a football player and later played with success in the NFL.

Some observers considered that Borzov would not have beaten Black had the American not drawn the inside lane, but Black was the best curve runner in the world, and would likely have run around 20.05 in one of the outer lanes; brilliant, but not enough to beat Borzov.

Montreal, 26 Jul 1976

(0.8)				Actual
1, (2)	Don Quarrie	JAM	20.23	(20.22)
2, (4)	Millard Hampton	USA	20.29	
3, (7)	Dwayne Evans	USA	20.43	
4, (1)	Pietro Mennea	ITA	20.54	
5, (8)	Rui da Silva	BRA	20.84	
6, (6)	Bogdan Grzeszczak	POL	20.91	
7, (3)	Colin Bradford	JAM	21.17	
8, (5)	Hasely Crawford	TRI	79.60	

(Competitors: 45; Countries: 33; Finalists: 8)

The top American, Steve Williams, had failed to make the United States team because of injury, while the world's number three man of 1975, James Gilkes of Guyana, missed out because his country joined the African boycott. This left Don Quarrie as the favourite.

The Jamaican duly produced the fastest time of each preliminary round, with 20.28 in the quarter-finals being his best mark. Seventeen year-old Dwayne Evans was the only other sprinter able to duck under 20.60 prior to the final, clocking 20.56 in his second round race. These two started fastest in the final, with Quarrie pulling away at the beginning of the straight just as US Trials winner Millard Hampton went past Evans. Hampton could not close on Quarrie, whose winning time was officially 20.23, but the photo-finish showed the more accurate 20.22.

Moscow, 28 Jul 1980

(0.9)			
1, (8)	Pietro Mennea	ITA	20.19
2, (7)	Allan Wells	GBR	20.21
3, (4)	Don Quarrie	JAM	20.29
4, (1)	Silvio Leonard	CUB	20.30
5, (3)	Bernhard Hoff	GDR	20.50
6, (5)	Leszek Dunecki	POL	20.68
7, (2)	Marian Woronin	POL	20.81
8, (6)	Osvaldo Lara	CUB	21.19

(Competitors: 57; Countries: 37; Finalists: 8)

As in the boycott-affected event in 1976, little action was seen before the final, with Wells (20.59) and Mennea (20.60) producing the fastest times in the second round. Leonard won the first semi-final, with Gilkes (20.87) missing out on the final, despite being quicker than Lara (20.93), who was fourth in the other semi. Leonard suffered in the draw, with the inside lane, while Mennea was on the outside.

Wells was the fastest starter in the final, making up 2m on the Italian in the first 20m, and held that margin over Mennea and Quarrie into the straight. Wells began to tighten up after 150m, while the Italian looked like a man running downhill, as the burly Scotsman struggled. Mennea went in front with 10m to go, Wells dived at the line to no avail as the Italian got his revenge for defeat a year earlier in Turin in the European Cup 200m (by the same .02 margin, 20.29w-20.31). Quarrie just edged the unlucky Leonard for the bronze medal.

Los Angeles, 8 Aug 1984

(-0.9)				Halves
1, (7)	Carl Lewis	USA	19.80OR	10.22/9.58
2, (3)	Kirk Baptiste	USA	19.96	10.41/9.55
3, (4)	Thomas Jefferson	USA	20.26	10.43/9.83
4, (8)	João Batista da Silva	BRA	20.30	10.47/9.83
5, (6)	Ralf Lübke	FRG	20.51	10.71/9.80

6, (2)	Jean-Jacques Boussemart	FRA	20.55	10.57/9.98
7, (5)	Pietro Mennea	ITA	20.55	10.49/9.87
8, (1)	Ade Mafe	GBR	20.85	10.68/10.17

(Competitors: 76; Countries: 58; Finalists: 8)

Lewis and Baptiste were clearly the class of the field, each handily winning their semi-finals, in 20.27 and 20.29 respectively. Mennea easily qualified for his fourth Olympic final, a record for the event, but Quarrie placed seventh (20.77) in the second semi-final, 16 years after first being selected to run in the Olympics.

Baptiste reacted quickest in the final (0.153 to Lewis's 0.177), but the 100m winner ran a superb curve, passing 100m in 10.22, some 2m ahead of Baptiste, with Jefferson and da Silva just behind. Baptiste closed slightly on the leader, but not enough to seriously dent Lewis's advantage. The time of 19.80 beat Smith's 16 year-old Olympic record, and was superb, particularly in view of the headwind.

Seoul, 28 Sep 1988

(1.7)				Halves
1, (6)	Joe DeLoach	USA	19.75OR	10.27/9.48
2, (3)	Carl Lewis	USA	19.79	10.24/9.55
3, (4)	Robson da Silva	BRA	20.04	10.35/9.69
4, (5)	Linford Christie	GBR	20.09	10.34/9.75
5, (2)	Atlee Mahorn	CAN	20.39	10.53/9.86
6, (1)	Gilles Quénéhervé	FRA	20.40	10.58/9.82
7, (8)	Michael Rosswess	GBR	20.51	10.65/9.86
8, (7)	Bruno Marie-Rose	FRA	20.58	10.63/9.95

(Competitors: 72; Countries: 59; Finalists: 8)

DeLoach, winner of the US Trials, and Lewis were the favourites, and the semi-finals confirmed this view. Lewis won the first in 20.23 from Robson da Silva (20.28), while DeLoach zipped to a 20.06 nearly 3m clear of Christie.

By the time of the final Lewis had run four rounds of the 100m and taken a full series of jumps in defence of his long jump crown. Nevertheless, the defending champion made the running in the final, blasting out from the gun, and led DeLoach by 30cm off the bend, with da Silva and Christie together a metre back. DeLoach caught Lewis at 150m, and edged away in the last 25m to win by half a metre from his friend and training partner. The battle for third was won by da Silva who outlasted Christie in the final stages.

Barcelona, 6 Aug 1992

(-1.0)			
1, (4)	Michael Marsh	USA	20.01
2, (5)	Frankie Fredericks	NAM	20.13
3, (1)	Michael Bates	USA	20.38
4, (6)	Robson da Silva	BRA	20.45
5, (2)	Olapade Adeniken	NGR	20.50
6, (3)	John Regis	GBR	20.55
7, (7)	Oluyemi Kayode	NGR	20.67
8, (8)	Marcus Adam	GBR	20.80

(Competitors: 79; Countries: 65; Finalists: 8)

The pre-meet favourite had been world champion Michael Johnson, who had beaten Marsh 19.79 to 19.86 in the US Trials; but Johnson contracted a stomach virus a month before the Games while in Spain, and was a shadow of his normal self, finishing 6th in his semi-final in a pedestrian 20.78. Meanwhile, Marsh had been establishing himself as the potential winner, running the fastest time in each round: 20.38, 20.08 and an astonishing 19.73. The last was the fastest ever legal time at low altitude, and was nearly 0.4 quicker than the opposition.

Expectations were high that the Pietro Mennea's 1979 world record of 19.72 would be broken in the final, but the tension of the moment and a headwind put paid to that. Marsh took the lead from Fredericks at halfway, and cruised to victory more than a metre clear of the

Namibian. Bates, who would later forge a career in the NFL, went from seventh at halfway to claim the bronze from the inside lane ahead of the '88 bronze medallist da Silva. Regis, who had run 20.09 behind Marsh in the semi-final, was a disappointing sixth.

Atlanta, 1 Aug 1996

(0.4)				Halves
1, (3)	Michael Johnson	USA	19.32WR	10.12/9.20
2, (5)	Frankie Fredericks	NAM	19.68	10.14/9.54
3, (6)	Ato Boldon	TRI	19.80	10.18/9.62
4, (8)	Obadele Thompson	BAR	20.14	10.34/9.80
5, (2)	Jeff Williams	USA	20.17	10.40/9.77
6, (4)	Iván García	CUB	20.21	10.43/9.78
7, (7)	Patrick Stevens	BEL	20.27	10.43/9.84
8, (1)	Michael Marsh	USA	20.48	10.58/9.90

(Competitors: 78; Countries: 57; Finalists: 8)

Five weeks before the Games, Johnson had finally erased the 1979 world record, running 19.66 to win the Olympic trials. He was favourite, though had lost to Fredericks 19.82 to 19.85, in early July. Johnson won his semi in 20.27, easing down after passing 100m in 10.21, while Fredericks won the other semi-final in 19.98 ahead of Boldon's 20.05.

In the final the big three roared round the curve, with Johnson leading off the bend, passing halfway in 10.12, just ahead of Fredericks and Boldon. Later, Johnson would say "I knew, coming off the curve, that I was running faster than I had ever run in my life." Majestically, Johnson drew clear with his upright stance, to cross the line almost 4m in front, in an incredible 19.313. Fredericks ran the number three mark of all-time but was overwhelmed, while third place Boldon summed it up succinctly – "that was amazing."

Sydney, 28 Sep 2000

(-0.6)			
1, (5)	Kostás Kentéris	GRE	20.09
2, (6)	Darren Campbell	GBR	20.14
3, (8)	Ato Boldon	TRI	20.20
4, (7)	Obadele Thompson	BAR	20.20
5, (3)	Christian Macolm	GBR	20.23
6, (1)	Claudinei da Silva	BRA	20.28
7, (2)	Coby Miller	USA	20.35
8, (4)	John Capel	USA	20.49

(Competitors: 68; Countries 54; Finalists 8)

The pre-season favourites were reigning champion Michael Johnson, and Maurice Greene. Both men failed to finish in the US trials, leaving the Sydney race wide open.

Nine men ran under 20.30 in the quarter-finals, with Campbell and Capel the fastest at 20.13, and Kentéris setting a national record of 20.14 in the Briton's heat. Capel was the fastest in the semis with 20.10 into a 1.1 wind, while Kentéris won the other heat in 20.20. Capel got left at the start in the final (reaction time: 0.348), expecting a recall after almost falling off the blocks, and the final was decided. Campbell led off the turn, and was overtaken at 150m by Kentéris, with Ato Boldon winning his fourth Olympic medal just ahead of Thompson and Malcolm. The time was the slowest winning mark since 1980 (the last European win) and the first non-boycott Games for 72 years that the US did not win a medal.

Athens, 26 Aug 2004

(1.2)				Halves
1, (4)	Shawn Crawford	USA	19.79	10.2/9.6
2, (3)	Bernard Williams	USA	20.01	10.3/9.7
3, (5)	Justin Gatlin	USA	20.03	10.3/9.7

4, (8)	Frankie Fredericks	NAM	20.14	10.4/9.7
5, (6)	Francis Obikwelu	POR	20.14	10.3/9.8
6, (7)	Stéphan Buckland	MRI	20.24	10.5/9.7
7, (1)	Tobias Unger	GER	20.64	10.5/10.1
(2)	Asafa Powell	JAM	DNS	

(Competitors: 54; Countries: 43; Finalists: 8)

In the heats, Buckland and Williams each ran 20.29, the fastest time of the first round. Crawford then raised the stakes with a 19.95 second round, which featured a powerful drive at the halfway point, while Gatlin showed his recovery from the 100m with a 20.03 clocking. These two continued to be the front runners with semi-final wins. Crawford pounded out a 20.05 win over Williams (20.18), before Gatlin edged Obikwelu (20.36) and Buckland (20.37) in 20.35.

The final was delayed by a disgraceful protest by the Greek crowd against the suspension of reigning champion Kentéris for having avoided a drugs test. Eventually the race got underway. Gatlin and Williams were the early leaders, but Crawford blasted away from the opposition after 90m and built up a lead of over 2m by the finish. Gatlin eased up in the last few strides, and lost the silver medal to Williams by six inches. It was the first US clean sweep for 20 years and the sixth in Olympic history.

Beijing, 20 August 2008

(-0.9)				Halves
1, (5)	Usain Bolt	JAM	19.30WR	9.96/9.34
2, (4)	Shawn Crawford	USA	19.96	10.2/9.8
3, (8)	Walter Dix	USA	19.98	10.3/9.7
4, (6)	Brian Dzingai	ZIM	20.22	10.3/9.9
5, (3)	Christian Malcolm	GBR	20.40	10.4/10.0
6, (2)	Kim Collins	STK	20.59	10.4/10.2
(7)	Churandy Martina	AHO	DQ (r163.3) (19.82)	10.2/9.6
(9)	Wallace Spearmon	USA	DQ (r163.3) (19.95)	10.5/9.5

(Competitors: 63; Countries: 55; Finalists: 8)

After his 100m win, Bolt was a clear favourite. Asked just before the race what would happen, the 1968 champion Tommie Smith responded that Bolt would win by at least four metres, and that "he could surpass that" – that being Michael Johnson's world record of 19.32.

Off to a good start, Bolt raced away from the field, passing 100m in 9.96 with a full two metres advantage over Crawford and Martina. He steadily increased his lead, not letting up and reached the line in 19.30 (19.296) to beat a record that was thought to be unapproachable. Bolt himself said "I'm shocked ... it is a dream come true". Behind him Martina ran a splendid 19.82 while Spearmon caught Crawford on the line, 19.95 to 19.96.

Sadly for Spearmon, he was seen to have stepped on the inner line of his lane and was disqualified. When the US team examined the film of this, it was noticed that Martina had made a similar transgression. The Dutch Antillean was then also disqualified leaving Crawford as silver medallist, the best title defence since Carl Lewis in 1988. He said "that's not the way I want to win a medal", and less sombrely "everything I had in me I left on the track. You might find some of my skin cells out there". Later in August at Zurich's Weltklasse, Crawford generously gave his silver medal to Martina along with a note: "Churandy I know this can't replace the moment, but I want you to have this because I believe it's rightfully yours!"

MEN'S 200 METRES

The Best on Points

21	Pietro Mennea ITA	1972-3, 1976-4, 1980-1, 1984-7
19	Frankie Fredericks NAM	1992-2, 1996-2, 2004-4
15	Andy Stanfield USA	1952-1, 1956-2
	Carl Lewis USA	1984-1, 1988-2
	Shawn Crawford USA	2004-1, 2008-2

Men's 200 Metres, continued

Most Finals

4	Mennea
3	Fredericks
2	17 Men

Most Appearances

5	Mennea	1972-3, 1976-4, 1980-1, 1984-7, 1988-dns/q2
4	Don Quarrie JAM	1972-dnf/s1, 1976-1, 1980-3, 1984-7s2
	Róbson da Silva BRA	1984-6s1, 1988-3, 1992-4, 1996-4q2

Placing Table

	G	S	B	4	5	6	7	8	M	Points
USA	17	18	11	6	6	3	2	2	46	397
GBR	-	4	3	3	2	2	1	2	7	79
JAM	2	-	1	1	1	1	2	-	3	38
GER	-	-	1	2	2	2	2	2	1	36
ITA	2	-	1	1	1	-	1	1	3	34
CAN	2	-	-	1	3	-	-	-	2	33
TRI	-	-	3	2	-	-	-	1	3	29
BRA	-	-	1	2	1	2	-	-	1	26
NAM	-	2	-	1	-	-	-	-	2	19
FRA	-	-	1	-	1	2	-	1	1	17
POL	-	-	-	1	-	3	1	-	0	16
AUS	-	1	1	-	-	-	-	-	2	13
URS	1	-	-	-	1	-	-	-	1	12
BAR	-	-	-	2	-	-	-	-	0	10
NED	-	-	1	-	-	1	-	-	1	9
CUB	-	-	-	1	-	1	-	1	0	9
GRE	1	-	-	-	-	-	-	-	1	8
ARG	-	-	-	-	1	1	-	-	0	7
PAN	-	-	1	-	-	-	-	-	1	6
NGR	-	-	-	-	1	-	1	-	0	6
RSA	-	-	-	-	-	2	-	-	0	6
SUI	-	-	-	1	-	-	-	-	0	5
ZIM	-	-	-	1	-	-	-	-	0	5
NZL	-	-	-	-	1	-	-	-	0	4
POR	-	-	-	-	1	-	-	-	0	4
MRI	-	-	-	-	-	1	-	-	0	3
SKN	-	-	-	-	-	1	-	-	0	3
BEL	-	-	-	-	-	-	1	-	0	2
Totals	25	25	25	25	22	22	11	10	75	836

Breakdown of GER placings:

GER	-	-	1	2	-	1	1	-	1	21
GDR	-	-	-	-	1	1	-	1	0	8
FRG	-	-	-	-	1	-	1	1	0	7
Totals	-	-	1	2	2	2	2	2	1	36

Breakdown of URS placings:

UKR	1	-	-	-	-	-	-	-	1	8
RUS	-	-	-	-	1	-	-	-	0	4
Totals	1	-	-	-	1	-	-	-	1	12

If Norman Prichard is regarded as Indian replace GBR with:

GBR	-	3	3	3	1	2	1	2	6	68
And add:										
IND	-	1	-	-	-	-	-	-	1	7

2, William Holland USA 49.6e

3, Ernst Schultz DEN 52.4e

(Competitors: 15; Countries: 6; Finalists: 3)

Seven of the 15 entries were Americans, and they dominated proceedings, with five qualifiers being United States athletes. Heat winners William Moloney (51.0) and Dixon Boardman (51.2) and Harry Lee all declined to compete – the final being held on a Sunday, leaving Long, the fastest qualifier (50.4) as favourite. Holland led until the last 20m, when Long passed on the outside to win by a metre. Later that year Long ran 47.8 over 440y, which was ratified as the first one-lap world record of the IAAF era.

St. Louis, 29 Aug 1904

1, Harry Hillman USA 49.20R

2, Frank Waller USA 49.9e

3, Herman Groman USA 50.0e

4, Joseph Fleming USA 50.5e

5, Myer Prinstein USA 50.6e

6, George Poage USA 51.0e

(Competitors: 12; Countries: 3)

The race was run as a straight final. Groman was the early leader, before being headed by Hillman as the bend began at 195m. Hillman surged away from Waller and Groman in the final stages as Poage fell back after being bumped by Waller and Fleming. Percy Molson was initially placed fifth, but his position was subsequently amended. He was a member of the Canadian family of beer fame, and died courageously in the first World War. The McGill University stadium in Montreal bears his name.

Athens, 29 Apr 1906

1, Paul Pilgrim USA 53.2

2, Wyndham Halswelle GBR 53.8e

3, Nigel Barker AUS 54.1e

4, Harry Hillman USA

5, Charles Bacon USA

6, Fay Moulton USA

7, William Anderson GBR

8, Marc Bellin du Coteau FRA

(Competitors: 25; Countries: 11; Finalists: 8)

Barker was the fastest winner (53.0) from the six heats, but Hillman and Halswelle were the favourites for the final. Anderson and du Coteau qualified from a repechage heat. Pilgrim, a 400/800 type of runner who had only been added to the team at the last moment, used his strength to move from third to first off the final bend, after Halswelle had set the pace from Barker. Hillman tailed off early, when a knee injury acquired on the boat trip to Europe flared up. This was the last occasion when athletes in an Olympic Games ran races of more than one lap in a clockwise direction.

London, 25 Jul 1908

1, Wyndham Halswelle GBR 50.0

(Competitors: 37; Countries: 11; Finalists: 1)

The heats saw John Carpenter (USA) run 49.6 in the 14th of 16 races, a time which was bettered by Halswelle in heat 15 with 49.4. Halswelle then ran 48.4 in the third heat of the second round with William Robbins (USA) the next fastest with 49.0. Carpenter (49.4) and John Taylor (USA) were the other heat winners. The line-up for the final from the inside was Carpenter, Halswelle, Robbins, and Taylor on the outside. Robbins moved to the front at 50m and built up a solid lead. Carpenter and Halswelle caught up on the final curve, and Carpenter went past his teammate with Halswelle on his shoulder. As the two

400 Metres**Athens, 6 Apr 1896**

1, Thomas Burke USA 54.20R

2, Herbert Jamison USA 56.1e

3, Charles Gmelin GBR 58.0e

4, Fritz Hofmann GER -

(Competitors: 7; Countries: 4; Finalists: 4)

Jamison (56.8) and Burke were the heat winners on the 333.33m track with bends so tight they necessitated sharp braking. Burke led from the gun, and was chased to 250m by Hofmann, who then faded, leaving the Boston University student to finish well clear of Jamison. Burke had won the 1895 AAU with 49.6, but was clearly hindered by the tight bends.

Paris, 15 Jul 1900

1, Maxie Long USA 49.40R

went down the straight Carpenter moved out, preventing Halswelle from passing.

The officials broke the finishing tape before any of the runners reached the line – Carpenter and Halswelle on the outside, Robbins on the inside of the track, while Taylor never did reach the line. Carpenter crossed the line first (47.8 per US versions, a more likely 48.6 per UK reports), and was disqualified, though officials should not have invaded the track to do so. Robbins and Taylor refused to participate in the re-run, which Halswelle took in a solo run – surely the most bizarre win in Olympic athletics history. Halswelle's career ended a week later, and he died in 1915, a victim of a sniper's bullet on the French front.

Stockholm, 13 Jul 1912

1,	(3)	Charles Reidpath	USA	48.2OR
2,	(2)	Hanns Braun	GER	48.3
3,	(5)	Edward Lindberg	USA	48.4
4,	(1)	Ted Meredith	USA	49.2e
5,	(4)	Carroll Haff	USA	49.5e

(Competitors: 49; Countries: 16; Finalists: 5)

The first two rounds were run without lane markings. An incident between Braun and Donnell Young (USA) in the last semi-final resulted in disqualification of the American, and was more responsible for the use of lanes in the final than the debacle of 1908. No-one broke 50 seconds in the 15 heats, but three ran under 49 in the semi-final round, the fastest of whom was Reidpath with 48.7. Mel Sheppard, silver medallist in the 800m, was edged out of the final by his nemesis Ted Meredith, who beat him 48.8 – 48.9 in the third of the five qualifying races. In the final, Meredith was the early leader, but Braun got clear of the American in the third quarter of the race, only to be caught by Reidpath just before the finish. Lindberg overtook the fading Meredith in the last 50m.

Antwerp, 20 Aug 1920

1,	(1)	Bevil Rudd	RSA	49.6
2,	(5)	Guy Butler	GBR	49.9e
3,	(6)	Nils Engdahl	SWE	50.0e
4,	(3)	Frank Shea	USA	50.2e
5,	(4)	John Ainsworth-Davis	GBR	50.4e
6,	(2)	Harry Dafel	RSA	50.4e

(Competitors: 37; Countries: 16; Finalists: 6)

Shea, winner of the US Trials in 49.0, and Engdahl, who had run 48.5 in 1919, were the favourites. They duly won their semi-finals – Shea in 50.0 after Engdahl had run 49.4 on the slow track. In the final Dafel got a false start, then, at the second time of asking Shea and Engdahl took the lead. Rudd surged past them at 250m and led by one and a half metres into the finishing straight. First Shea, then Engdahl faded, and Butler went past them to finish just over 2m behind Rudd. Very much the amateur athlete, Rudd enjoyed a beer and cigarette after his not too frequent training sessions.

Paris, 11 Jul 1924

1,	(6)	Eric Liddell	GBR	47.6WR
2,	(5)	Horatio Fitch	USA	48.4e/48.2
3,	(2)	Guy Butler	GBR	48.6e/48.4
4,	(1)	David Johnson	CAN	48.8e
5,	(4)	John Taylor	USA	67.0e
	(3)	Joseph Imbach	SUI	DNF

(Competitors: 60; Countries: 27; Finalists: 6)

Eric Liddell had won the Scottish and AAA title over 440y in 1924, having decided to concentrate on that event (and the 200m) in late 1923. The Scottish international rugby winger set a personal best of

49.0 in winning his quarter-final, and then took his semi-final in 48.2 ahead of Imbach (48.7, following a 48.0 in his quarter-final). Fitch had won the first semi in 47.8 in front of Butler (48.0e) and Johnson (48.2e), with future IAAF President Adriaan Paulen eliminated in 48.6e.

In the final, held in very windy conditions, Liddell bolted from the gun, passing through 200m in 22.2 with Butler second. Imbach fell soon after, and into the straight Liddell's lead was almost 10m. This was cut back to 6m by the finish, and Fitch went past Butler in the last few metres for the silver medal. Taylor, who ran with a bandaged ankle, fell 10m from the line, and crawled across the finish, while Imbach was placed sixth although he did not complete the race. The time, though slower than Meredith's 47.4 for the longer 440 yards, was nevertheless ratified as a world record.

Amsterdam, 3 Aug 1928

1,	(1)	Ray Barbuti	USA	47.8
2,	(5)	James Ball	CAN	47.9e/48.2
3,	(3)	Joachim Büchner	GER	48.1e/48.4
4,	(2)	John Rinkel	GBR	48.4e
5,	(4)	Harry Storz	GER	48.8e
6,	(6)	Hermon Phillips	USA	49.0e

(Competitors: 50; Countries: 20; Finalists: 6)

The three Bs – Ball, Büchner and Barbuti – were the most impressive in qualifying, the Canadian and German winning their semi-finals in 48.6, and Barbuti, the US Trials winner, running 48.8 in both the second round and semi-final. With a view of all the finalists at the start, Barbuti went all out, with Phillips and Büchner attempting to stay with him. By the start of the finishing straight, Barbuti had a lead of 5m, but held only half a metre of that advantage by the finish. The official times of 48.2/48.4 for second and third were clearly too conservative. Barbuti's win was the USA's only individual track gold medal of 1928, America's worst-ever showing.

Los Angeles, 5 Aug 1932

					Electrics
1,	(4)	Bill Carr	USA	46.2WR	(46.28)
2,	(2)	Ben Eastman	USA	46.4	(46.50)
3,	(3)	Alex Wilson	CAN	47.4	
4,	(1)	William Walters	RSA	48.2	
5,	(5)	James Gordon	USA	48.2	
6,	(6)	George Golding	AUS	48.8	

(Competitors: 27; Countries: 15; Finalists: 6)

Eastman had set a world record of 46.4 for 440y around one curve early in the year, but had then lost to Carr in the IC4A championships and the US Trials. Carr won the first semi-final in 47.2 (47.25) ahead of Wilson (47.8), Golding (48.0) and Godfrey Rampling (48.0), while Eastman won the other race in 47.6 (47.60) ahead of Walters and Gordon (both 48.2). In the final, the lanky (1.85/70Kg) Eastman quickly took the lead, passing 100m in 10.8 (Carr 10.9) and halfway in 21.7 (Carr 22.1), with Gordon second in 22.0. Eastman still led at 300m (33.7 – 33.8), but was powerless to hold off the smooth stride of the smaller man (1.72m) in the closing stages. Carr won by 2m, with a metric world record.

Berlin, 7 Aug 1936

					Electrics
1,	(5)	Archie Williams	USA	46.5	(46.66)
2,	(6)	Godfrey Brown	GBR	46.7	(46.68)
3,	(2)	James LuValle	USA	46.8	(46.84)
4,	(3)	Bill Roberts	GBR	46.8	(46.87)

5, (1) William Fritz	CAN	47.8
6, (4) John Loaring	CAN	48.2

(Competitors: 42; Countries: 25; Finalists: 6)

Williams had emerged from obscurity in 1935 to set a world record of 46.1 in the NCAA championships and carried the mantle of favourite. Only Roberts and the Americans had ran under 48 before the semi-finals. Williams won his semi in 47.2, then LuValle won the other in 47.1 (47.18) ahead of Brown – 47.3 (47.31) – and Fritz – 47.4 (47.32). Rampling – 47.5 (47.61) – failed to qualify despite again being one of the six quickest semi-finalists.

Williams went out fastest in the final, passing 200m in 22.0 ahead of LuValle (22.1) with the Britons lagging. Roberts pushed from just before 300m, but Brown began his big effort a little later, and caught LuValle with 40m to go. Williams held on as Brown closed to within 10cm, with the electric times belying the official margin of 0.2.

London, 5 Aug 1948

			<u>Adjusted</u>
1, (3) Arthur Wint	JAM	46.2=OR	46.3
2, (2) Herb McKenley	JAM	46.4	46.6
3, (4) Mal Whitfield	USA	46.9	47.0
4, (1) David Bolen	USA	47.2	47.2
5, (6) Morris Curotta	AUS	47.9	48.1
6, (5) George Guida	USA	50.2	50.8

(Competitors: 53; Countries: 28; Finalists: 6)

	<u>Differential</u>
Wint	0.00
McKenley	0.23 behind
Whitfield	0.66
Bolen	0.90
Curotta	1.77
Guida	4.50

McKenley, setter of world records for 400m and 440y in 1948, was hot favourite to win from US Trials winner Whitfield. Wint, silver medalist in the 800m behind Whitfield, was fastest in the first two rounds with 47.7, and then shocked onlookers by improving his best by 0.7 with 46.3 in the semi-finals, superb running on the heavy track. Curotta (47.2) and Whitfield (47.4) followed him home ahead of George Rhoden (47.6).

McKenley, the other semi-final winner in a more sedate 47.3, set off in the final as if it was a 200m race. He held a 7m advantage at halfway, reached in 21.4, versus 22.2 for Wint. At the 300m point McKenley began to sag, and Wint caught him with 20m to go. The taller man's giant strides carried him to a winning margin of 2m. After the Games the two met three times, with McKenley always the winner.

Helsinki, 25 Jul 1952

			<u>Electrics</u>
1, (7) George Rhoden	JAM	45.9OR	(46.09)
2, (5) Herb McKenley	JAM	45.9	(46.20)
3, (6) Ollie Matson	USA	46.8	(46.94)
4, (4) Karl-Friedrich Haas	GER/FRG	47.0	(47.22)
5, (3) Arthur Wint	JAM	47.0	(47.24)
6, (2) Mal Whitfield	USA	47.1	(47.30)

(Competitors: 71; Countries: 35; Finalists: 6)

Rhoden was the favourite, and there was the possibility of a Jamaican sweep of the medals. Wint's winning time in the first semi was 46.3 (46.39) his best since his Olympic win; behind him were the surprising Haas with 46.4 (46.56) and Whitfield (46.64). The other semi-final was won by McKenley in 46.4 (46.53) ahead of Rhoden – 46.5 (46.61) – and Matson – 46.7 (46.99). This was the first time all the finalists ducked under 47 seconds in the semi-finals.

For once Wint went out quickly in the final, misjudging the pace, and passing 200m in a lifetime best of 21.7. Rhoden was next in 22.2 and

McKenley, also adopting new tactics, trailed in 22.7. Rhoden caught the slowing Wint just before 300m and into the straight had a 2m margin over Wint and a further two over McKenley. McKenley closed the margin all the way to the finish but fell short by two thirds of a metre, while the huge Matson (1.88/93Kg) – later a star in the NFL – was an isolated third, pulling away from Haas in the closing stages.

Melbourne, 29 Nov 1956

			<u>Electrics</u>
1, (4) Charles Jenkins	USA	46.7	(46.85)
2, (5) Karl-Friedrich Haas	GER/FRG	46.8	(47.12)
=3, (3) Voitto Hellsten	FIN	47.0	(47.15)
(2) Ardalion Ignatyev	RUS	47.0	(47.15)
5, (6) Lou Jones	USA	48.1	(48.35)
6, (1) Malcolm Spence	RSA	48.3	(48.40)

(Competitors: 43; Countries: 24; Finalists: 6)

<u>Splits</u>	<u>300m</u>	<u>Halves</u>
Jenkins	33.9	22.2/24.5
Haas	34.3	22.7/24.1
Hellsten	33.6	22.3/24.7
Ignatyev	33.5	22.0/25.0
Jones	33.4	21.8/26.3
Spence	34.1	22.0/26.3

Kevan Gosper, later a power in the Olympic movement, set an Australian record of 46.2 in his semi-final, but failed to qualify, edged out by Jenkins, Hellsten (both 46.1) and Haas. European champion Ignatyev won the other semi in a more economic 46.8 ahead of Spence (47.2) and prohibitive favourite Jones (47.3).

Jones had run 45.2 from the outside lane in the US Trials, and drew the same lane for the final, starting quickly and leading by 2m at halfway. By 300m Ignatyev had almost caught the American, and the shock of seeing others close to him made Jones "freeze" for a moment; it was enough to lose concentration and the race. Jenkins had paced himself best, and he took the lead with 50m to go, winning by more than 2m. The slow time was due to the windy conditions and to the scheduling – this was the last occasion that the final was held on the same day as the semi-finals.

Rome, 6 Sep 1960

			<u>Electrics</u>
1, (4) Otis Davis	USA	44.9WR	(45.07)
2, (2) Carl Kaufmann	GER/FRG	44.9WR	(45.08)
3, (5) Malcolm Spence	RSA	45.5	(45.60)
4, (6) Milkha Singh	IND	45.6	(45.73)
5, (7) Manfred Kinder	GER/FRG	45.9	(46.04)
6, (3) Earl Young	USA	45.9	(46.07)

(Competitors: 54; Countries: 42; Finalists: 6)

<u>Splits</u>	<u>300m</u>	<u>Halves</u>
Davis	32.6	21.8/23.1
Kaufmann	33.3	21.8/23.1
Spence	33.1	21.2/24.3
Singh	33.4	21.8/23.8
Kinder	33.5	22.1/23.8
Young	33.1	22.0/23.8

Kinder and Spence were the fastest in the first round with clockings of 46.7, but Davis shocked in the second round when he equalled the Olympic record with 45.9. He then moved into the role of favourite in winning his semi in 45.5, featuring a burst of speed at the 250m mark. Kaufmann won the other semi in 45.7 just ahead of Spence's 45.8.

Spence was out quickest in the final, and built up a big lead by halfway. Davis and Young accelerated just after 200m, with Davis covering his third 100m section in 10.8, looking even more spectacular as Spence began to fade. Kaufmann then began to close. The New York-born German dived at the tape, and the margin was so tight the photo-finish was a necessity in determining the winner. Neither man was

expected to win prior to the Games, so the sight of each breaking the world record was a glorious surprise for both athletes and the spectators.

Tokyo, 19 Oct 1964

				<u>Electrics</u>
1, (5)	Mike Larrabee	USA	45.1	(45.15)
2, (7)	Wendell Mottley	TRI	45.2	(45.24)
3, (2)	Andrzej Badeński	POL	45.6	(45.64)
4, (6)	Robbie Brightwell	GBR	45.7	(45.75)
5, (8)	Ulis Williams	USA	46.0	(46.01)
6, (1)	Tim Graham	GBR	46.0	(46.08)
7, (3)	Peter Vassella	AUS	46.3	(46.32)
8, (4)	Edwin Skinner	TRI	46.8	(-)

(Competitors: 50; Countries: 33; Finalists: 8)

	<u>300m</u>	<u>Halves</u>
Larrabee	33.5	22.5/22.7
Mottley	33.2	21.6/23.6
Badeński	33.8	21.7/23.9
Brightwell	34.1	21.8/23.9
Williams	34.1	21.7/24.3
Graham	34.2	22.0/24.0
Vassella	34.1	22.0/24.3
Skinner	34.1	22.2/24.6

Larrabee and Williams had run 44.9 and 45.0 in the US Trials, but were not clear favourites as Mottley, Brightwell and Badeński were all highly regarded. Mottley ran the fastest ever heat (45.9) and quarter-final (45.8), before being edged 45.7 to 45.9 by Brightwell in the semis. Larrabee won the other semi in 46.0.

The final, run the next day in wet conditions, saw Mottley starting quickest, leading from Badeński at the 200m by a slim margin, with Larrabee lagging well back. The US Champion pulled up to fifth at 300m and gained 4m on Mottley in the final 100m, catching the Yale graduate with 10m to go.

Larrabee had emerged as a talent 10 years earlier, but had been injury prone until 1964, when a weight training programme helped him through his best season ever.

Mexico City, 18 Oct 1968

				<u>Electrics</u>
1, (6)	Lee Evans	USA	43.8WR	(43.86)
2, (2)	Larry James	USA	43.9	(43.97)
3, (1)	Ron Freeman	USA	44.4	(44.41)
4, (5)	Amadou Gakou	SEN	45.0	(45.01)
5, (3)	Martin Jellinghaus	FRG	45.3	(45.32)
6, (4)	Tegegne Bezabeh	ETH	45.4	(45.42)
7, (7)	Andrzej Badeński	POL	45.4	(45.42)
8, (8)	Amos Omolo	UGA	47.6	(47.61)

(Competitors: 55; Countries: 36; Finalists: 8)

	<u>300m</u>	<u>Halves</u>
Evans	32.2	21.1/22.7
James	32.6	21.5/22.4
Freeman	33.0	21.6/22.8
Gakou	32.9	21.7/23.3
Jellinghaus	33.2	22.0/23.3
Bezabeh	33.1	21.9/23.5
Badeński	33.2	21.7/23.7
Omolo	33.3	21.5/26.1

With six of the 10 best one lap men in 1968, the USA was the dominant force. Evans had won the US Trials in 44.0 ahead of James, and they duly qualified for the final as the two fastest men, with Evans breaking the Olympic record in 44.8 (44.82) ahead of James's 44.9 (44.88). Gakou was the surprising winner of the other semi-final in 45.1 – improving from a pre-Games best of 46.7.

Evans wanted to withdraw from the final after the furore of the 200m – which saw Smith and Carlos expelled from the athletes village – but

his San Jose State teammates convinced him to run. Evans started remarkably quickly, passing 100m in an unprecedented 10.4, making up the stagger on Omolo two lanes outside him by 200m, and continuing to drive to 300m. At this point he led by 4m from James, with Freeman a further 4m behind. Evans tired and the graceful James closed to within a metre at the finish, with Freeman an isolated third 4m back. The remarkable Gakou was fourth in an African record of 45.01.

Munich, 7 Sep 1972

				<u>Halves</u>
1, (2)	Vince Matthews	USA	44.66	21.3/23.4
2, (3)	Wayne Collett	USA	44.80	21.4/23.4
3, (5)	Julius Sang	KEN	44.92	21.6/23.4
4, (8)	Charles Asati	KEN	45.13	21.7/23.5
5, (7)	Horst-Rüdiger Schlöske	FRG	45.31	21.7/23.7
6, (4)	Markku Kukkoaho	FIN	45.49	21.8/23.7
7, (1)	Karl Honz	FRG	45.68	21.8/23.9
(6)	John Smith	USA	DNF	

(Competitors: 64; Countries: 49; Finalists: 8)

<u>Splits</u>	<u>300m</u>
Matthews	32.3
Collett	32.5
Sang	32.7
Asati	32.9
Schlöske	33.0
Kukkuaho	33.0
Honz	33.2

The fastest times before the semis were in the first round where Kenyans Asati (45.16) and Sang (45.24) seemed to be over-energetic. Matthews showed his class in the semi-finals, winning easily in 44.94 ahead of European record holder Honz (45.32); Smith, heavily bandaged, nursed himself through in 45.46, just ahead of Asati (45.47), with European champion David Jenkins (GBR) fading badly from second place at 300m. Sang won the other, easier semi in 45.30.

The final was delayed by a day, after the death of the Israeli athletes at the hands of terrorists. Matthews took the lead after 100m and extended a half-metre lead at 200m to 2m by 300m, with Sang a further 2m back. Meanwhile, Smith pulled up injured. Matthews was never threatened, holding off Collett by a metre, with Sang a further metre back. The two Americans staged an impromptu lackadaisical protest on the podium, resulting in them being disqualified from competing further in Munich, leaving the USA without a relay team.

Montreal, 29 Jul 1976

				<u>Halves</u>
1, (2)	Alberto Juantorena	CUB	44.26	21.8/22.5
2, (4)	Fred Newhouse	USA	44.40	21.4/23.0
3, (3)	Herman Frazier	USA	44.95	21.6/23.4
4, (8)	Alfons Brijdenbach	BEL	45.04	21.8/23.3
5, (7)	Maxie Parks	USA	45.24	21.8/23.5
6, (6)	Rick Mitchell	AUS	45.40	22.2/23.2
7, (5)	David Jenkins	GBR	45.57	21.9/23.7
8, (1)	Jan Werner	POL	45.63	22.1/23.6

(Competitors: 44; Countries: 29; Finalists: 8)

<u>Splits</u>	<u>300m</u>
Juantorena	32.6
Newhouse	32.4
Frazier	32.8
Brijdenbach	32.6
Parks	32.7
Mitchell	33.6
Jenkins	32.9
Werner	33.1

Juantorena had been favoured to win even before his world record in the 800m, so was the centre of attention in the 400m. The Cuban held

back until the semi-finals, blasting the second 100m and throttling back down the straight, to run 45.10. Newhouse, the fastest in the preliminaries with 45.42 in round 1, ran 44.89 to win the other semi, with Jenkins third fastest of the day with 45.20.

In the final Newhouse was out quickest, and led the Cuban by 3m at halfway. Juantorena closed inexorably on Newhouse, ultimately passing him with 25m to go, and drawing away with his giant strides to run the fastest ever automatically timed 400m at low altitude (Collett's 44.1 in 1972 was roughly equivalent to Juantorena's mark). Frazier held on to finish third, just holding off the fast-finishing Brijdenbach.

Moscow, 30 Jul 1980

					Halves	
1,	(2)	Viktor Markin	RUS	URS	44.60	21.2/23.4
2,	(4)	Rick Mitchell	AUS	AUS	44.84	21.8/23.1
3,	(6)	Frank Schaffer	GDR	GDR	44.87	21.2/23.7
4,	(3)	Alberto Juantorena	CUB	CUB	45.09	21.5/23.6
5,	(1)	Alfons Brijdenbach	BEL	BEL	45.10	21.1/24.0
6,	(7)	Michael Solomon	TRI	TRI	45.55	21.4/24.2
7,	(8)	David Jenkins	GBR	GBR	45.56	21.2/24.4
8,	(5)	Joseph Coombs	TRI	TRI	46.33	

(Competitors: 50; Countries: 32; Finalists: 8)

Splits	300m
Markin	32.6
Mitchell	33.0
Schaffer	32.4
Juantorena	32.9
Brijdenbach	32.4
Solomon	32.7
Jenkins	32.4
Coombs	32.8

With no Americans the event was quite open, and Bert Cameron (JAM) and Juantorena – recovering from injury – were the favourites. Before the final only Brijdenbach (45.46) and Mitchell (45.47) from the first semi, and Frank Schaffer (45.47 in the other semi-final) were able to duck under 45.50. Brijdenbach and Jenkins were out fastest in the final, with the Belgian up by a metre by halfway. Brijdenbach still led at 300m, with Schaffer, Markin and Juantorena in close attendance. Markin, an unheralded Siberian who was a 25-1 outsider, powered ahead of Schaffer with 80m to go and won by 2m from Mitchell, who closed from fifth to second in the last 100m, passing the exhausted Schaffer in the last 5m. Markin improved from 47.20 in 1979 and a pre-Games best of 45.33.

Los Angeles, 8 Aug 1984

					Halves
1,	(4)	Alonzo Babers	USA	44.27	21.7/22.6
2,	(7)	Gabriel Tiacoh	CIV	44.54	21.6/23.0
3,	(1)	Antonio McKay	USA	44.71	21.8/23.0
4,	(5)	Darren Clark	AUS	44.75	21.2/23.6
5,	(6)	Sunder Nix	USA	44.75	21.6/23.2
6,	(2)	Sunday Uti	NGR	44.93	
7,	(3)	Innocent Egbunike	NGR	45.35	
	(8)	Bert Cameron	JAM	DNS	

(Competitors: 80; Countries: 57; Finalists: 7)

Splits	300m
Babers	32.5
Tiacoh	32.4
McKay	32.7
Clark	32.3
Nix	32.5

Babers and McKay, co-favourite with Cameron, won their quarter-finals in 44.72 and 44.75, setting up speculation of faster races to come. However, the first semi was won in 45.16 by Egbunike from Babers (45.17). In the second Cameron got a hamstring injury after 130m and hopped forwards for 40m before starting to run again. After a 22.6 first

half he ran his third 100 in 10.8 and qualified in 45.10. His injury was too severe for him to run the next day, but convinced onlookers that they were looking at the best 400m man in the world, despite an African record of 44.64 by Tiacoh.

Clark, an 18 year-old from Sydney, was out quickest in the final and still led into the straight, but was caught by Tiacoh and then Babers with 60m to go. The US Air Force lieutenant flowed smoothly away to win by over 2m with McKay closing up fast in the closing stages to edge Clark for third. Six men ran quicker than 45 seconds in the same race for the first time.

Seoul, 26 Sep 1988

					Halves
1,	(6)	Steve Lewis	USA	43.87	21.41/22.46
2,	(3)	Butch Reynolds	USA	43.93	21.68/22.25
3,	(4)	Danny Everett	USA	44.09	21.37/22.72
4,	(5)	Darren Clark	AUS	44.55	21.61/22.94
5,	(7)	Innocent Egbunike	NGR	44.72	21.76/22.96
6,	(2)	Bert Cameron	JAM	44.94	21.66/23.28
7,	(8)	Ian Morris	TRI	44.95	21.95/23.00
8,	(1)	Mohamed Al-Malky	OMA	45.03	21.49/23.54

(Competitors: 75; Countries: 55; Finalists: 8)

Splits	300m
Lewis	32.08
Reynolds	32.53
Everett	32.13
Clark	32.51
Egbunike	32.69
Cameron	32.62
Morris	32.72
Al-Malky	32.43

Reynolds had set a world record of 43.29 – obliterating Evans's 43.86 from 1968 – a month before the Games and was a clear favourite, with Everett regarded as a good bet for silver. The standard was higher than ever before, as Everett won the slowest quarter-final in 44.83, with Lewis (44.41) and Reynolds (44.46) the most extravagant winners. In the semi-finals both Susumu Takano (JPN) and World Champion Thomas Schönlebe (GDR) ran 44.90 but failed to qualify. Lewis won the first race in 44.35 from Everett (44.36), with Clark (44.38) and Cameron (44.50) qualifying for their second finals. So did Egbunike (44.74) in the second heat behind Reynolds (44.33), Morris (44.60) and Al-Malky (44.69).

Everett took the lead from the gun in the final and passed 100m in 11.03, with Lewis (11.26) and Reynolds (11.29) slightly more conservative. Lewis flew the next 100 in 10.15 and had almost made up the stagger on Clark. Lewis led by half a metre at 300m, with Reynolds still losing ground. The teenager had led at this stage in the US Trials, before fading to third. However, under the tutelage of 1972 finalist John Smith, Lewis had matured, and held on against Reynolds's onslaught over the last 50m to win by a scant half metre. Everett was just over a metre back, while Clark again missed the medals by one place.

Lewis's winning time was a world junior record, and he remains the last male junior athlete to win an Olympic title.

Barcelona, 5 Aug 1992

					Halves
1,	(4)	Quincy Watts	USA	43.50OR	20.8/22.7
2,	(7)	Steve Lewis	USA	44.21	21.1/23.2
3,	(5)	Samson Kitur	KEN	44.24	21.5/22.8
4,	(6)	Ian Morris	TRI	44.25	21.7/22.6
5,	(2)	Roberto Hernández	CUB	44.52	21.2/23.4
6,	(3)	David Grindley	GBR	44.75	21.3/23.5
7,	(1)	Ibrahim Ismail	QAT	45.10	21.4/23.7
8,	(8)	Susumu Takano	JPN	45.18	21.9/23.3

(Competitors: 68; Countries: 52; Finalists: 8)

Splits	300m
Watts	31.4
Lewis	31.8
Kitur	32.3
Morris	32.5
Hernández	32.0
Grindley	32.2
Ismail	32.5
Takano	32.9

Fastest in round 1 was Derek Redmond (GBR) who clocked 45.03, but would later be helped off the track by his father when attempting to hobble through his semi-final with a hamstring injury. Another to suffer in the semi-finals was 1988 bronze medallist Everett, who had won the US Trials in 43.81 but, injured, was 13 seconds slower in Barcelona. Overshadowing these unfortunates was Quincy Watts who won the second semi-final in an Olympic record 43.71 despite easing up. Behind him Kitur (44.18), Morris (44.21) and Grindley (44.47) all ran national records, leaving European champion Roger Black with the unwanted record of the fastest ever non-qualifying run of 44.72. Reigning champion Lewis won the other semi in 44.50.

Watts and Lewis blasted out in the final with Watts taking over from Lewis in the back straight, passing 200m in an apparently suicidal 20.8, and speeding by 300m in 31.4, quicker than the world best of 31.48. Only Lewis was anywhere near at this point, but Watts, in magisterial fashion, powered away to win in 43.50, second fastest time ever, with Lewis just holding on to second from the fast-finishing Kitur.

Atlanta, 29 Jul 1996

				Halves
1, (4)	Michael Johnson	USA	43.49OR	21.22/22.27
2, (3)	Roger Black	GBR	44.41	21.36/23.05
3, (2)	Davis Kamoga	UGA	44.53	21.76/22.77
4, (1)	Alvin Harrison	USA	44.62	21.41/23.21
5, (8)	Iwan Thomas	GBR	44.70	21.30/23.40
6, (5)	Roxbert Martin	JAM	44.83	21.40/23.43
7, (6)	Davian Clarke	JAM	44.99	21.37/23.62
(7)	Ibrahim Ismail	QAT	DNF	21.65

(Competitors: 62; Countries: 42; Finalists: 8)

Splits	300m
Johnson	31.9
Black	32.3
Kamoga	32.5
Harrison	32.4
Thomas	32.4
Martin	32.6
Clarke	32.7

Johnson was the fastest in the quarter-finals (44.62) and semis (44.59), with Black the second quickest in each race – one tenth slower in both instances. Earlier, Harrison had run an unnecessarily quick heat of 44.69. Butch Reynolds had finished second to Johnson in the US Trials but failed to finish his semi-final.

Johnson had persuaded the IAAF to change the timetable four months before the Games to permit him to try for the 200/400m double. Johnson scurried out of the blocks in the final and was just over a metre up at 200m. His upright Chaplinesque style carried him to a 5m lead at 300m which continued to build until he crossed the line 8m clear. This was the biggest victory margin since 1896, nipped Watts's Olympic record by 0.01 seconds, and was history's fourth fastest (and Johnson's third best) ever. Johnson also became the first man to win the US Trials and Olympic 400m since Evans in 1968. Behind him Black just held off fast-finishing Kamoga for second place.

Sydney, 25 Sep 2000

				Halves
1, (6)	Michael Johnson	USA	43.84	21.6/22.2
2, (4)	Alvin Harrison	USA	44.40	21.8/22.6

3, (8)	Greg Haughton	JAM	44.70	21.2/23.5
4, (2)	Sanderlei Parrela	BRA	45.01	21.6/23.4
5, (1)	Robert Maćkowiak	POL	45.14	22.0/23.1
6, (7)	Hendrik Moganyetsi	RSA	45.26	22.3/23.0
7, (3)	Danny McFarlane	JAM	45.55	22.0/23.6
(5)	Antonio Pettigrew	USA	DQ (r40.8)	
			(45.42)	22.1/23.3

(Competitors: 68; Countries: 50; Finalists: 8)

Splits	100m	200m	300m
Johnson	11.4	21.6	32.1
Harrison	11.5	21.8	32.6
Haughton	10.9	21.2	32.1
Parrela	11.5	21.6	32.7
Mackowiak	11.7	22.0	33.2
Moganyetsi	11.8	22.3	33.1
McFarlane	11.5	22.0	33.0
Pettigrew	11.7	22.1	33.0

With 21 sub-44 clockings, Johnson was a prohibitive favourite, particularly as none of his opponents had ever run quicker than 44 seconds. Alvin Harrison showed he was the most likely challenger, winning his quarter-final in 44.25 and edging Johnson 44.53 to 44.65 in their semi-final. Haughton was out quickest in the final, passing 100m in 10.9, half a second up on Johnson. The world record holder then blasted the next 200 in 20.7 and caught the Jamaican at the 300m mark. From that point on Johnson moved away from the field, winning by 5m from Harrison.

Original seventh placer Pettigrew admitted in 2008 to taking EPO between 1997 and 2003 and so all his results in that period were annulled, meaning that eighth place of McFarlane was upgraded to seventh. Tragically Pettigrew committed suicide in 2010 at the age of 42.

Athens, 23 Aug 2004

				Halves
1, (4)	Jeremy Wariner	USA	44.00	21.5/22.5
2, (5)	Otis Harris	USA	44.16	21.4/22.8
3, (3)	Derrick Brew	USA	44.42	21.5/22.9
4, (8)	Alleyne Francique	GRN	44.66	21.4/23.3
5, (6)	Brandon Simpson	JAM	44.76	21.6/23.1
6, (7)	Davian Clarke	JAM	44.83	21.7/23.1
7, (2)	Leslie Djhone	FRA	44.94	21.6/23.3
8, (1)	Michael Blackwood	JAM	45.55	21.6/24.0

(Competitors: 62; Countries: 49; Finalists: 8)

Splits	300m
Wariner	32.2
Harris	32.1
Brew	32.4
Francique	32.5
Simpson	32.4
Clarke	32.7
Djhone	32.7
Blackwood	32.7

For the first time since 1912 there were only two preliminary rounds. The fastest times before the final were 44.87 by co-favourite Wariner in winning the first semi-final, and 44.97 by Simpson in winning the second semi ahead of Harris (44.99).

Francique had been the most impressive runner on the international circuit during the season, and he and Harris led the field at the 200m mark in the final. Wariner and Brew were just behind, and Wariner maintained the pressure on Harris to the 300m mark, reached by Harris in 32.2. Wariner (32.2), Brew (32.4) and Francique (32.5) trailed. Wariner decelerated least in the finishing straight and slowly built up a lead of just over a meter to finish in 44.00, the slowest winning time since 1984. He became the first American since Lee Evans in 1968 to win the NCAA/US Olympic Trials/Olympic Games triple, and the third gold medal winner in a row from Baylor University.

Beijing, 21 August 2008

				Halves
1, (4)	LaShawn Merritt	USA	43.75	21.1/22.7
2, (7)	Jeremy Wariner	USA	44.74	20.9/23.8
3, (9)	David Neville	USA	44.80	21.1/23.7
4, (5)	Chris Brown	BAH	44.84	21.3/23.5
5, (6)	Leslie Djhone	FRA	45.11	21.5/23.6
6, (8)	Martin Rooney	GBR	45.12	21.5/23.6
7, (2)	Renny Quow	TRI	45.22	21.7/23.5
8, (3)	Johan Wissman	SWE	45.39	21.4/24.0

(Competitors: 55; Countries: 41; Finalists: 8)

Splits	300m
Merritt	31.7
Wariner	31.6
Neville	31.7
Brown	31.9
Djhone	32.2
Rooney	32.1
Quow	32.6
Wissman	32.3

Brown was the fastest in the heats, leading four men to sub 45 clockings with his 44.79. The Bahamian improved to 44.59 in the semis, but was outclassed by reigning champion Wariner, who coasted to a 44.15 win. The co-favourite, Merritt, ran 44.12 in the second semi-final, easily holding off Britain's tall (1.98) Rooney.

Debate was torn between Wariner and Merritt, 2-2 in head-to-head competition during the season, as to which athlete might win. Until the 300m point, the race was close, with Wariner holding a slight advantage over Merritt and Neville, but Merritt held form while Wariner surprisingly wilted. Merritt won by eight metres, with Wariner trotting in ahead of Neville, who dived for the line to edge out Brown for the bronze.

MEN'S 400 METRES

The Best on Points

16	Michael Johnson	USA	1996-1, 2000-1
15	Wyndham Halswelle	GBR	1906-2, 1908-1
	Steve Lewis	USA	1988-1, 1992-2
	Jeremy Wariner	USA	2004-1, 2008-2

Most Finals

2 24 Men

Most Appearances

3 23 Men

Placing Table

	G	S	B	4	5	6	7	8	M	Points
USA	20	13	11	6	9	6	-	-	44	401
GBR	2	4	2	3	2	3	3	-	8	94
GER	-	3	2	2	4	-	1	-	5	61
JAM	2	2	1	-	2	3	2	1	5	58
AUS	-	1	1	2	1	2	1	-	2	35
RSA	1	-	1	1	-	3	-	-	2	28
CAN	-	1	1	1	1	1	-	-	2	25
TRI	-	1	-	1	-	1	2	2	1	21
CUB	1	-	-	1	1	-	-	-	1	17
KEN	-	-	2	1	-	-	-	-	2	17
URS (RUS)	1	-	1=	-	-	-	-	-	2	13.5
POL	-	-	1	-	1	-	1	1	1	13
BEL	-	-	-	1	1	-	-	-	0	9
NGR	-	-	-	-	1	1	1	-	0	9
FIN	-	-	1=	-	-	1	-	-	1	8.5
CIV	-	1	-	-	-	-	-	-	1	7
SWE	-	-	1	-	-	-	-	1	1	7
UGA	-	-	1	-	-	-	-	1	1	7
FRA	-	-	-	-	1	-	1	1	0	7
DEN	-	-	1	-	-	-	-	-	1	6
BAH	-	-	-	1	-	-	-	-	0	5
BRA	-	-	-	1	-	-	-	-	0	5
GRN	-	-	-	1	-	-	-	-	0	5
IND	-	-	-	1	-	-	-	-	0	5
SEN	-	-	-	1	-	-	-	-	0	5
ETH	-	-	-	-	-	1	-	-	0	3
QAT	-	-	-	-	-	-	1	-	0	2
JPN	-	-	-	-	-	-	-	1	0	1
OMA	-	-	-	-	-	-	-	1	0	1
Totals	27	26	25+2=	24	24	22	13	9	80	876

Breakdown of GER placings:

	G	S	B	4	5	6	7	8	M	Points
GER	-	3	1	2	2	-	-	-	4	45
FRG	-	-	-	-	2	-	1	-	0	10
GDR	-	-	1	-	-	-	-	-	1	6
Totals	-	3	2	2	4	-	1	-	5	61

800 Metres

Athens, 9 Apr 1896

1,	Edwin Flack	AUS	2:11.0or
2,	Nándor Dáni	HUN	2:11.8e
3,	Dimitrios Golemis	GRE	2:28.0e

(Competitors: 9; Countries: 6; Finalists: 3)

Neither Edgar Bredin (GBR) nor Charles Kilpatrick (USA) – both sub-1:56 men – was present, and the faster of the two heats was that won by Flack in 2:10.0. The other was taken by Albin Lermusiaux (FRA) in 2:16.6. Even allowing for the quality of the track it was clear that the best in the event were not present. In the final Flack led Dáni by a metre at halfway in 65.5, with Golemis well behind. The Australian only got clear of the Hungarian in the last 100m.

Paris, 16 Jul 1900

1,	Alfred Tysoe	GBR	2:01.2
2,	John Cregan	USA	2:01.8e
3,	David Hall	USA	2:05.0e
4,	Henri Deloge	FRA	
5,	Zoltán von Speidl	HUN	
6,	John Bray	USA	

(Competitors: 18; Countries: 7; Finalists: 6)

Hall became the first man to break two minutes in Olympic competition, winning heat 1 in 1:59.0 by three yards from Tysoe in 1:59.6e, with Howard Hayes (USA) running 2:00.8e but missing the final. The other heat winners were Deloge (2:00.6) and Cregan (2:03.0). Deloge led for the first 550m in the final, but was then overtaken by Tysoe and Cregan who battled to the line. The Briton won by 3m, with Hall passing Deloge in the last 50m. Tysoe reportedly ran the second half in 56.2 seconds, though this may be an over estimation of the Lancastrian's speed.

St. Louis, 1 Sep 1904

1,	James Lightbody	USA	1:56.0or
2,	Howard Valentine	USA	1:56.3e
3,	Emil Breitkreutz	USA	1:56.4e
4,	George Underwood	USA	1:57.2e
5,	Johannes Runge	GER	1:57.9e
6,	Frank Verner	USA	

(Competitors: 13; Countries: 3)

Runge had won the first race of the Games – the 880y (sic) handicap with a time of 1:58.3. The German took the lead at the halfway mark in the 800m, reportedly in less than 57 seconds, followed by Canadians John Peck and Peter Deer, the only other non-Americans in the race. Lightbody had been last at 400m but sped around the field on the outside, catching the leaders – by now Breitkreutz and Valentine – with 30m to go. Lightbody pulled away with his long stride, with Valentine passing Breitkreutz in the last few metres.

Athens, 30 Apr 1906

1,	Paul Pilgrim	USA	2:01.5
----	--------------	-----	--------

2,	James Lightbody	USA	2:01.6e
3,	Wyndham Halswelle	GBR	2:03.0e
4,	Percy Crabbe	GBR	
5,	Kristian Hellström	SWE	
6,	Charles Bacon	USA	
7,	Eli Parsons	USA	
	Johannes Runge	GER	DNF

(Competitors: 23; Countries: 9; Finalists: 8)

The four heat winners – Lightbody 2:05.4, Hellström 2:05.8, Crabbe 2:07.6 and Pilgrim 2:06.6, together with Halswelle – were considered gold medal possibilities. Lightbody led the slow race, building up pace from 550m, but was caught by Pilgrim with 60m to go.

Last in his heat was Vahram Papazyan (TUR), who at 13 years 225 days remains the youngest-ever competitor in Olympic athletics.

London, 21 Jul 1908

1,	Mel Sheppard	USA	1:52.8WR
2,	Emilio Lunghi	ITA	1:54.2
3,	Hanns Braun	GER	1:55.2
4,	Ödön Bodor	HUN	1:55.4
5,	Theodore Just	GBR	1:56.4e
6,	John Halstead	USA	
	Clarke Beard	USA	DNF
	Ian Fairbairn-Crawford	GBR	DNF

(Competitors: 38; Countries: 10; Finalists: 8)

Lunghi was the fastest in the heats with 1:57.2, with only the eight heat winners qualifying for the final. Fairbairn-Crawford set the pace in an attempt to help Just, but Sheppard passed him at 300m and went through halfway in 53.0. Lunghi and Just tried to stay with the powerful (1.74/75Kg) American but eventually had to give way, though Lunghi was a clear second behind Sheppard. Braun and Bodor passed Just in the finishing straight. Sheppard continued to 880y, clocking 1:54.0, just outside the world record of 1:53.4.

Stockholm, 8 Jul 1912

1,	Ted Meredith	USA	1:51.9WR
2,	Mel Sheppard	USA	1:52.0
3,	Ira Davenport	USA	1:52.0
4,	Melville Brock	CAN	1:52.7e
5,	David Caldwell	USA	1:52.8e
6,	Hanns Braun	GER	1:53.1e
7,	Clarence Edmundson	USA	1:53.8e
8,	Herbert Putnam	USA	

(Competitors: 51; Countries: 16; Finalists: 8)

Percy Mann (GBR) was the fastest heat winner in 1:56.0, but was only sixth in the first semi-final, won by the 20 year-old High School graduate Ted Meredith in 1:54.4, just ahead of Braun and Sheppard, both of whom ran 1:54.6. Brock won the other semi in 1:55.7.

Sheppard, winner of the Eastern US Trials and the favourite, went out from the gun in the final, and passed 400m in a swift 52.4, with Meredith, Braun and Davenport on his heels. Sheppard led into the straight with Davenport challenging on the inside and Meredith on the outside. Braun attempted to get by Davenport, without success, and the German faded badly in the last 20m, though he was officially placed fourth. In the last 10m Meredith got past Sheppard to win by half a metre, with Davenport a further 25cm back.

At 20 years 236 days, Meredith was the youngest ever Olympic 800m Champion.

Antwerp, 17 Aug 1920

1,	Albert Hill	GBR	1:53.4	<u>Official</u>
2,	Earl Eby	USA	1:53.7e	1:53.4

3,	Bevil Rudd	RSA	1:53.7e	1:53.6
4,	Edgar Mountain	GBR	1:53.8e	1:54.0
5,	Donald Scott	USA	1:54.8e	1:54.6
6,	Albert Sprott	USA	1:56.4e	1:56.0
7,	Adriaan Paulen	NED	1:56.4e	
8,	Jean-Paul Esparbès	FRA	1:58.0e	

(Competitors: 40; Countries: 17; Finalists: 9)

Rudd was the fastest of the first round winners (1:55.0), and won his semi-final in 1:57.0, as did Hill (1:56.4) and Scott (1:57.2). In the final Tom Campbell (USA) led for the first lap, with Mountain taking over just after the bell, reached in 54.2. Rudd surged into the lead with 300m to go, bumping Eby slightly as he went (resulting in Eby murmuring an immediate gentlemanly apology). Rudd surged away and led by 4m with 120m left, and still led with 70m to go when he hit a soft spot on the inside of the track, wrenching his ankle. He managed to hold off Hill until the final 20m, before the Briton went on to win by one-and-a-half metres from Eby, who passed Rudd in the last few metres. Mountain was a further 50cm in arrears. Official times were 1:53.4, 1:53.6, 1:54.0, 1:54.6 and 1:56.0. With 8m between first and fifth these were clearly incorrect. Hill remains the oldest man, at 31 years 149 days, to have won the Olympic 800m.

Hill later described the closing stages “I was watching him [Rudd] closely; the stiffer his action became the more I forced myself to relax, arms down and turning on full speed I caught him 20 yards out.”

Paris, 8 Jul 1924

1,	Douglas Lowe	GBR	1:52.4
2,	Paul Martin	SUI	1:52.5e
3,	Schuyler Enck	USA	1:52.9e
4,	“Henry” Stallard	GBR	1:53.0e
5,	William Richardson	USA	1:53.7e
6,	Ray Dodge	USA	1:54.2e
7,	John Watters	USA	1:54.8e
8,	Charles Hoff	NOR	1:56.7e

(Competitors: 44; Countries: 21; Finalists: 9)

Richardson (1:53.2y) was the fastest man in the field. Together with Enck, US Trials winner, and Stallard the AAA Champion, these three were the medal favourites. Stallard won his semi with 1:54.2 in a close finish with Richardson and Martin (both 1:54.4).

The English Champion, carrying a foot injury, set the pace in the final, passing 400m in 54.0 and 600m in 1:21.4, with fellow Briton Harry Houghton his closest pursuer until 500m. Stallard held the lead until 50m to go, when Lowe and Martin surged past him. In a desperate finish Lowe got home by half a metre with Enck passing the fading Stallard in the last 10m. Hoff, in eighth place, was the top pole vaulter in the world, but unable to take part in that event because of an ankle injury.

Amsterdam, 31 Jul 1928

1,	Douglas Lowe	GBR	1:51.8OR
2,	Erik Byléhn	SWE	1:52.8e
3,	Hermann Engelhard	GER	1:53.2e
4,	Phil Edwards	CAN	1:53.4e
5,	Lloyd Hahn	USA	1:53.5e
6,	Séra Martin	FRA	1:53.6e
7,	Earl Fuller	USA	1:55.0e
8,	Jean Keller	FRA	1:56.5e

(Competitors: 49; Countries: 24; Finalists: 9)

Between Paris and Amsterdam the best 800m man was Otto Peltzer (GER), but he was notably inconsistent and France and the USA seemed to provide the best candidates for gold. Lloyd Hahn had run 1:51.4y indoors, and the young French star Séra Martin (22) who ran a world record of 1:50.6 two weeks before the Games.

Hahn was the fastest in both preliminary rounds – 1:56.8 and 1:52.6. The 20 year-old Phil Edwards, a British Guianan-born Canadian, ran

1:52.8 behind Hahn and ahead of Séra Martin. Lowe, who had been more cautious in the early rounds, went into the lead from the gun to control the final, but Hahn soon took over and led at the bell (55.2) with Lowe and Edwards on his shoulder. Lowe kicked sharply as the runners came off the last turn and effectively demolished the opposition. He finished nearly 7m clear of Byléhn, who sped by Hahn and Edwards in the finishing straight, pulling Engelhard with him.

Times previously shown have been updated after reference to film of the race, and Watson is shown in his correct position of eighth.

Los Angeles, 2 Aug 1932

				<u>Official</u>
1,	Tommy Hampson	GBR	1:49.7e	1:49.8WR
2,	Alex Wilson	CAN	1:49.8e	1:49.9
3,	Phil Edwards	CAN	1:50.6e	1:51.5
4,	Edwin Genung	USA	1:50.8e	1:51.7
5,	Edwin Turner	USA	1:51.6e	1:52.5
6,	Charles Hornbostel	USA	1:51.8e	1:52.7
7,	John Powell	GBR	1:52.2e	1:53.6
8,	Séra Martin	FRA	1:53.6e	1:55.0

(Competitors: 21; Countries: 11; Finalists: 9)

	<u>Halves</u>	<u>Electric</u>
Hampson	54.8/54.9	1:49.70
Wilson	54.9/54.9	
Edwards	52.4/58.2	
Genung	54.6/56.2	
Turner	55.4/56.2	
Hornbostel	55.2/56.6	
Powell	55.0/57.2	
Martin	55.1/58.5	

The three best times in the world prior to the Games belonged to Ben Eastman, who ran 1:50.0 in early June, but he concentrated on the 400m in Los Angeles, so the way to 800m gold seemed wide open. With only 21 entrants, only one preliminary round was needed. Just one of the three heats yielded a sub-1:53 clocking – Hornbostel in 1:52.4 ahead of Wilson (1:52.5).

In the final Edwards took out the pace and passed 200m in 24.6 some 10m ahead of the field. The Canadian led at halfway, in 52.4, by 8m from Genung, Hampson, Wilson, and Powell. Edwards was caught by Wilson, and then Hampson in the back stretch. Wilson led until the last 20m, when Hampson finally got past the US-based Canadian to clock the first sub-1:50 mark. The Empire Champion focused all his energies on this one race in 1932 – his best mark outside Los Angeles was a mere 1:54.4y.

As for 1928, the times have been adjusted after reviewing a newly-discovered film of the race.

Berlin, 4 Aug 1936

1,	John Woodruff	USA	1:52.9
2,	Mario Lanzi	ITA	1:53.3
3,	Phil Edwards	CAN	1:53.6
4,	Kazimierz Kucharski	POL	1:53.8
5,	Charles Hornbostel	USA	1:54.6
6,	Harry Williamson	USA	1:55.8
7,	Juan Carlos Anderson	ARG	
8,	Gerald Backhouse	AUS	

(Competitors: 42; Countries: 23; Finalists: 9)

Edwards made his third successive final, the first man to do so in the 800m, after being the fastest first round heat winner (1:53.7). However, the favourites were Lanzi, who had won European silver in 1934 as a 19 year-old, and Woodruff the US Trials winner and fastest semi-finalist (1:52.7)

Edwards again led for most of the first lap in the final, but this time he held back the pace. Woodruff took over just before halfway, reached in 57.4, the slowest split time since 1906. Edwards and Kucharski were just behind Woodruff, while Lanzi foolishly lagged in eighth place. The Italian moved through the field to be third into the finishing straight.

By then Woodruff, a fine one lap sprinter who would later win three IC4A 440y titles, had increased the cadence of his giant stride and was untouchable. He finished 2m clear of the stocky Italian, with Edwards one and a half metres behind Lanzi.

London, 2 Aug 1948

				<u>Adjusted</u>
1,	Mal Whitfield	USA	1:49.2OR	1:49.3
2,	Arthur Wint	JAM	1:49.5	1:49.6
3,	Marcel Hansenne	FRA	1:49.8	1:50.1
4,	Herbert Barten	USA	1:50.1	1:50.4
5,	Ingvar Bengtsson	SWE	1:50.5	1:50.9
6,	Robert Chambers	USA	1:52.1	1:52.2
7,	Robert Chefdhôtel	FRA	1:53.0	1:54.2
8,	John Parlett	GBR	1:53.4	1:56.3

(Competitors: 41; Countries: 24; Finalists: 9)

	<u>Differential</u>	<u>Halves</u>
Whitfield	0.00	54.2/55.0
Wint	0.28 behind	54.6/54.9
Hansenne	0.78	55.1/54.7
Barten	1.04	54.7/55.4
Bengtsson	1.56	54.9/55.6
Chambers	2.82	
Chefdhôtel	4.89	54.4/59.8
Parlett	6.97	

Hansenne was the fastest man before the Games with 1:48.3, the best time in the world since the Harbig-Woodruff era. Yet Whitfield – the US number one – and Doug Harris (NZL) were more highly regarded. Unfortunately, Harris was injured in London, and failed to finish his semi-final, while Hansenne was the fastest qualifier with 1:50.5, ahead of Whitfield (1:50.7). The other semis were taken by Bengtsson (1:51.2), ahead of Wint (1:52.7), and by Barten (1:51.7). Chef d'Hôtel led for most of the first lap in the final, but was passed by Whitfield just before the bell. Following advice from Woodruff, Whitfield kicked hard at 500m, and was 5m clear of Wint (in fifth place) with 200m to go. The Jamaican battled valiantly, but could only close to 2m against the smooth striding Whitfield. Hansenne, later one of France's finest sportswriters, won the battle for third, heading Barten by 2m.

Helsinki, 22 Jul 1952

				<u>Electrics</u>
1,	Mal Whitfield	USA	1:49.2=OR	(1:49.34)
2,	Arthur Wint	JAM	1:49.4	(1:49.63)
3,	Heinz Ulzheimer	GER/FRG	1:49.7	(1:49.78)
4,	Gunnar Nielsen	DEN	1:49.7	(1:49.84)
5,	Albert Webster	GBR	1:50.2	(1:50.47)
6,	Günther Steines	GER/FRG	1:50.6	(1:50.81)
7,	Reginald Pearman	USA	1:52.1	(1:52.31)
8,	Lars-Erik Wolfbrandt	SWE	1:52.1	(1:52.38)

(Competitors: 51; Countries: 33; Finalists: 9)

	<u>Halves</u>
Whitfield	54.2/55.0
Wint	54.0/55.4
Ulzheimer	54.2/55.5
Nielsen	54.6/55.1
Webster	54.8/55.4
Steines	54.4/56.2
Pearman	55.1/57.0
Wolfbrandt	54.6/57.5

Ulzheimer (1:51.4) and Pearman (1:51.6) were the fastest heat winners. Nielsen was the quickest in the semis, winning the first heat in 1:50.0, with Whitfield cruising to second (1:50.1), and the surprising Webster third (1:50.1). They were ahead of Boysen who had led at 400m in 52.3 and went on to clock 1:50.4, the fastest-ever non-qualifying time. The other semis were more pedestrian with Wint (1:52.7) and Ulzheimer (1:51.9) the winners.

Wint went to the front in the final and stayed there until just over

200m to go, when Whitfield kicked and went past the Jamaican. From 1948 to 1954 Whitfield was invincible in two-lap championship competition, both domestic and international, and Helsinki found him at the height of his power to control a race. Whitfield opened up a gap of 2m into the straight and held it as the order of the top four remained unchanged in the last 100m.

Melbourne, 26 Nov 1956

				<u>Electrics</u>
1,	Tom Courtney	USA	1:47.7OR	(1:47.75)
2,	Derek Johnson	GBR	1:47.8	(1:47.88)
3,	Audun Boysen	NOR	1:48.1	(1:48.25)
4,	Arnold Sowell	USA	1:48.3	(1:48.41)
5,	Mike Farrell	GBR	1:49.2	(1:49.29)
6,	Lonnie Spurrier	USA	1:49.3	(1:49.38)
7,	Emile Leva	BEL	1:51.8	(1:51.75)
8,	Bill Butchart	AUS	1:52.5	

(Competitors: 38; Countries: 25; Finalists: 8)

	<u>Halves</u>
Courtney	53.0/54.7
Johnson	53.3/54.5
Boysen	53.2/54.9
Sowell	52.8/55.5
Farrell	54.0/55.2
Spurrier	53.4/56.0
Leva	54.2/57.6
Butchart	53.7/58.8

Courtney was generally regarded as the favourite, though the occasionally brilliant Sowell had his supporters. After Johnson had been the fastest heat winner (1:50.8), Courtney and Spurrier controlled the slow first semi, with the former winning in 1:53.6. In the other, Sowell eased through two laps of 55.0 each, with Boysen also clocking 1:50.0 in a tight finish which left Mike Rawson (GBR) eliminated despite running 1:50.3 for fifth.

Courtney led from the gun in the final, but Sowell soon took over, passing 200 in 25.1, and continuing as the front-runner to 600m (1:20.4) where Courtney challenged for the lead. The two Americans battled around the final curve, and as they entered the finishing straight a gap opened between them, which Johnson nipped through. Courtney and the Briton then had an epic struggle throughout the last 90m, Johnson leading for 30m, before the powerful (1.88/81Kg) American edged away. The winning margin was less than a metre, but so exhausted were the two men that the victory ceremony had to be delayed. Before the race Courtney had been so nervous that he lay on the infield immobilised until he realised how foolish he would look laying there while the race started without him.

Rome, 2 Sep 1960

				<u>Electrics</u>
1,	Peter Snell	NZL	1:46.3OR	(1:46.48)
2,	Roger Moens	BEL	1:46.5	(1:46.55)
3,	George Kerr	BWI (JAM)	1:47.1	(1:47.25)
4,	Paul Schmidt	GER/FRG	1:47.6	(1:47.82)
5,	Christian Wägli	SUI	1:48.1	(1:48.19)
6,	Manfred Matuschewski	GER/GDR	1:52.0	(1:52.21)

(Competitors: 51; Countries: 36; Finalists: 6)

	<u>Halves</u>
Snell	52.5/53.8
Moens	52.7/53.8
Kerr	52.4/54.7
Schmidt	52.3/55.3
Wägli	51.9/56.2

Moens, undefeated in 1960, and Kerr, the NCAA winner, were bracketed as the top candidates for the gold. They both negotiated the three preliminary rounds comfortably. This was the first time that so many

racers were required before the final, a situation which seemed to favour the strong rather than the swift.

Kerr won the first semi final, moving from last to first in the last 200m to clock 1:47.1, ahead of front runner Wägli (1:47.3) and Germans Matuschewski (1:47.4) and Balke (1:47.5). Snell, who had set a surprising national record of 1:48.1 in the first round, won the other semi in 1:47.2 from Moens.

Wägli led from the gun in the final, leading the field through 200m in 25.4, with only Matuschewski out of contact. The Swiss held a 3m lead at halfway. At 600m Wägli still led (1:19.1) with Moens in second and Snell boxed in by Schmidt. As the field entered the home straight Moens kicked with Kerr threatening on the outside. Moens looked round three times in the finishing straight, saw Kerr was beaten and relaxed. Then, in one of the most dramatic moments in the history of 800m running, Snell burst past Moens on the inside, a move which the Belgian could answer only with a look of anguish. Snell's 1:46.3 was the third improvement of his lifetime best in three days.

Tokyo, 16 Oct 1964

				<u>Halves</u>
1,	Peter Snell	NZL	1:45.1OR	52.6/52.5
2,	Bill Crothers	CAN	1:45.6	52.7/52.9
3,	Wilson Kiprugut	KEN	1:45.9	52.0/53.9
4,	George Kerr	JAM	1:45.9	52.3/53.6
5,	Tom Farrell	USA	1:46.6	52.5/54.1
6,	Jerry Siebert	USA	1:47.0	52.9/54.1
7,	Dieter Bogatzki	GER/FRG	1:47.2	52.9/54.3
8,	Jacques Pennewaert	BEL	1:50.5	52.2/58.3

(Competitors: 46; Countries: 32; Finalists: 8)

Prior to Tokyo Snell had not run the event for more than six months, but the world record holder was regarded as favourite when he stepped onto the track for the heats. He won his first race in an easy 1:49.0, the surprise being the 1:47.8 in the first heat by the unknown Kenyan Kiprugut. The semis were won by Snell (1:46.9), Kerr from Kiprugut as both set an Olympic record of 1:46.1, and Crothers (1:47.3).

Kiprugut set a brisk pace in the final, passing 200m in 24.9, and led at halfway (52.0) ahead of a bunched field. Snell, boxed in, dropped back and moved out to lane 3, and at 550m accelerated sharply gaining 5m in 50 to take the lead at 600m. Around the last bend old rival Kerr stayed in touch, but the powerful (1.79/80Kg) Snell, looking more like an "All-Black" than a Kiwi, powered home to win by 4m from Crothers, who burst past Kerr at the start of the straight. Kiprugut lost ground after bumping into Kerr, but still recovered to win Kenya's first medal in the event. Snell's time of 1:45.1 was the second fastest mark of all-time.

Mexico City, 15 Oct 1968

				<u>Electrics</u>
1,	Ralph Doubell	AUS	1:44.3=WR	(1:44.40)
2,	Wilson Kiprugut	KEN	1:44.5	(1:44.57)
3,	Tom Farrell	USA	1:45.4	(1:45.46)
4,	Walter Adams	FRG	1:45.8	(1:45.83)
5,	Josef Plachý	SVK	1:45.9	(1:45.99)
6,	Dieter Fromm	GDR	1:46.2	(1:46.30)
7,	Thomas Saisi	KEN	1:47.5	(1:47.59)
8,	Benedict Cayenne	TRI	1:54.3	(1:54.40)

(Competitors: 44; Countries: 32; Finalists: 8)

	<u>Halves</u>
Doubell	51.8/52.5
Kiprugut	51.0/53.5
Farrell	51.6/53.8
Adams	52.0/53.8
Plachý	51.7/54.2
Fromm	51.5/54.7
Saisi	52.0/55.5
Cayenne	51.3/63.0

Kiprugut and Wade Bell (USA) were considered the pick of the pack, but Bell suffered in Mexico from a stomach ailment known locally as "Montezuma's revenge" and was eliminated in the first round. Kiprugut won the fastest heat (1:46.1), then was surprised by Doubell's finishing kick in the semis which the Australian won by a tenth in 1:45.7. The unheralded Walter Adams won the other semi in 1:46.4.

Kiprugut took the pace in the final, and went through 200m in 24.8 before slowing to 51.0 at halfway. The Kenyan still had a 0.7 margin over Doubell at 600m, reached in 1:17.8, but the slender Australian then began to close, and attacked off the final bend. Kiprugut only gave way with 40m to go, and Doubell won by just over a metre, equalling Snell's world record. Farrell outgunned Adams in the last 50m to win the bronze.

Munich, 2 Sep 1972

				Halves
1,	Dave Wottle	USA	1:45.86	53.5/52.4
2,	Yevgeniy Arzhanov	UKR	1:45.89	52.9/53.0
3,	Mike Boit	KEN	1:46.01	52.3/51.8
4,	Franz-Josef Kemper	FRG	1:46.50	53.1/53.4
5,	Robert Ouko	KEN	1:46.53	52.3/54.3
6,	Andy Carter	GBR	1:46.55	52.5/54.1
7,	Andrzej Kupczyk	POL	1:47.10	52.8/54.3
8,	Dieter Fromm	GDR	1:47.96	52.7/55.3

(Competitors: 61; Countries: 46; Finalists: 8)

Wottle won the US Trials in a world record-equalling 1:44.3, but then suffered a niggling knee injury, so that Yevgeniy Arzhanov was regarded as the likely winner. Fromm's 1:46.9 in the first round was the only run quicker than 1:47 until the third semi-final, where Boit improved his best by more than a second to 1:45.9. He had been briefly disqualified for cutting in from his lane 3m before the 100m breaking point.

In the final the Kenyans adopted team tactics with Ouko setting the pace, passing 200m in 24.7 before being joined by Boit at 400m. The paced slowed, and Arzhanov took over at 500m, earlier than his usual point of attack, passing 600m in 1:19.2. Wottle, in last place, was 0.5 seconds behind the leader. Arzhanov entered the finishing straight with 2m to spare over Boit and Ouko, and held them off, as Wottle began to close. The American finally caught the European champion as the latter made a desperate lunge for the line. With 26.4/27.1/26.2/26.2 the American's 200m splits were remarkably uniform. So shocked was he by his win, that Wottle forgot to take his hat off at the playing of his national anthem during the victory ceremony.

Montreal, 25 Jul 1976

				Halves
1,	Alberto Juantorena	CUB	1:43.50WR	50.9/52.6
2,	Ivo Van Damme	BEL	1:43.86	51.4/52.5
3,	Rick Wohlhuter	USA	1:44.12	51.1/53.1
4,	Willi Wülbeck	FRG	1:45.26	51.6/53.7
5,	Steve Ovett	GBR	1:45.44	51.7/53.8
6,	Luciano Sušan	CRO	1:45.75	51.9/53.9
7,	Sri Ram Singh	IND	1:45.77	50.9/54.9
8,	Carlo Grippio	ITA	1:48.39	53.0/55.4

(Competitors: 42; Countries: 31; Finalists: 8)

The boycott by Black African nations of the Olympics, because of a New Zealand rugby tour of South Africa, denied many athletes the opportunity of striving for gold, not least Mike Boit, who ran the second fastest time of all-time (1:43.57) three weeks after the Games. Juantorena had run 1:44.9 in the run-up to the Games in his sixth race at 800m. World 880y record holder Wohlhuter was the fastest in the heats with 1:45.71, while Juantorena was the quickest in the semis, running 1:45.88 ahead of Van Damme's 1:46.00. Wohlhuter took the other race in 1:46.72 after an untidy over-physical race.

Singh, who had set an Asian record of 1:45.86 in the heats, led at halfway in the final in 50.85 after Wohlhuter went through 200m in 25.5 ahead of Juantorena (25.7). Singh faded as Juantorena led Wohlhuter past 600m in 1:17.0, and easily held off the American in the last 100m, exhibiting a strength previously unseen in the event. Van Damme overtook Wohlhuter with 25m to go. It was the first 800m world record in the Olympics since the Games were last held in North America – 1932 in Los Angeles.

Moscow, 26 Jul 1980

				Halves
1,	Steve Ovett	GBR	1:45.40	54.6/50.8
2,	Sebastian Coe	GBR	1:45.85	54.7/51.2
3,	Nikolay Kirov	BLR	1:45.94	54.5/51.5
4,	Agberto Guimarães	BRA	1:46.20	54.3/51.9
5,	Andreas Busse	GDR	1:46.81	54.5/52.4
6,	Detlef Wagenknecht	GDR	1:46.91	54.4/52.6
7,	José Marajo	FRA	1:47.26	54.6/52.7
8,	Dave Warren	GBR	1:49.25	54.4/54.9

(Competitors: 41; Countries: 28; Finalists: 8)

Splits	200m	400m	600m
Ovett	26.5	54.6	1:20.1
Coe	26.5	54.7	1:20.7
Kirov	26.4	54.5	1:19.8
Guimaraes	26.2	54.3	1:20.3
Busse	26.4	54.5	1:20.9
Wagenknecht	26.3	54.4	1:20.5
Marajo	26.6	54.6	1:21.0
Warren	26.3	54.8	1:20.3

Despite very ordinary times in the semi-finals (Ovett 1:46.55, Kirov 1:46.53, Coe 1:46.61), the final was eagerly awaited as the two top British middle distance runners – Coe and Ovett – had only once met each other before over 800m. Only the top Americans (Don Paige and James Robinson) and James Maina of Kenya were missing from the final, due to the boycott initiated by the United States.

Guimarães led the field through a cautious first lap of the final, with Ovett buried in the field and Coe running wide. By 600m Ovett had moved to the shoulder of Kirov (1:19.8), and as they reached 700m Ovett struck, with Coe too far behind to make up the deficit, though he did move from fourth to second in the finishing straight. Coe, the most elegant half miler of his generation – and the fastest – would only ever triumph in a major 800m championship once – winning the 1986 European title.

Los Angeles, 6 Aug 1984

				Halves
1,	Joaquim Cruz	BRA	1:43.00OR	51.2/51.8
2,	Sebastian Coe	GBR	1:43.64	51.3/52.4
3,	Earl Jones	USA	1:43.83	51.3/52.6
4,	Billy Konchellah	KEN	1:44.03	51.6/52.5
5,	Donato Sabia	ITA	1:44.53	51.6/53.0
6,	Edwin Koech	KEN	1:44.86	51.1/53.8
7,	Johnny Gray	USA	1:47.89	51.4/56.5
8,	Steve Ovett	GBR	1:52.28	51.5/60.8

(Competitors: 69; Countries: 55; Finalists: 8)

Splits	200m	400m	600m
Cruz	24.2	51.2	1:17.9
Coe	24.6	51.3	1:18.0
Jones	24.3	51.3	1:18.0
Konchellah	24.9	51.6	1:18.0
Sabia	24.8	51.6	1:18.4
Koech	24.1	51.1	1:17.8
Gray	24.8	51.4	1:18.3
Ovett	24.4	51.5	1:18.6

For only the second time, four rounds were required to crown a new champion. Coe was the fastest in round 1 with 1:45.71, while Koech

was the quickest in the quarter-finals with a personal best of 1:44.74. Koech led through 400m in semi-final 1 in 49.56 from the 1.88 tall Cruz. The long striding Brazilian won in 1:43.82 from Koech's 1:44.12, with new US talent Jones third ahead of Steve Ovett. The defending champion clocked 1:44.81 just ahead of Sudan's Omer Khalifa (1:44.87) after an excessive effort which presaged his later collapse with respiratory problems. Coe won the other semi, a more tactical affair, in 1:45.51.

Koech led from the gun in the final, passing 200m in 24.1 before the usual slowing in the second furlong. Koech still led at 600m in 1:17.8, with Cruz always in attendance no more than 0.1 behind, followed by Coe and Jones. Cruz attacked with just under 100m to go, and his strike was decisive. Coe could do nothing about Cruz's widening lead, but held off Jones by 2m for the silver medal, and crossed the line shrugging his shoulders as if to say (as he later did) "I have no complaints ... [Cruz] is a supreme champion." Running 1:43.00 in his fourth race in just over three days was a superlative effort, the third fastest performance all-time.

Seoul, 26 Sep 1988

				<u>Halves</u>
1,	Paul Ereng	KEN	1:43.45	51.07/52.38
2,	Joaquim Cruz	BRA	1:43.90	49.83/54.07
3,	Saïd Aouita	MAR	1:44.06	50.71/53.35
4,	Peter Elliott	GBR	1:44.12	50.23/53.89
5,	Johnny Gray	USA	1:44.80	50.73/54.07
6,	José Luiz Barbosa	BRA	1:46.39	49.53/56.86
7,	Donato Sabia	ITA	1:48.03	51.43/56.60
8,	Nixon Kiprotich	KEN	1:49.55	49.77/59.78

(Competitors: 70; Countries: 53; Finalists: 8)

<u>Splits</u>	<u>200m</u>	<u>400m</u>	<u>600m</u>
Ereng	25.4	51.1	1:16.8
Cruz	23.7	49.8	1:16.3
Aouita	25.3	50.7	1:16.6
Elliott	24.8	50.2	1:16.5
Gray	24.6	50.7	1:17.3
Barbosa	23.7	49.53	1:16.24
Sabia	25.1	51.4	1:19.0
Kiprotich	23.47	49.8	1:16.2

Saïd Aouita had the greatest range of any distance runner in history. The best m runner in 1986, Aouita was to top the world rankings in the 800m in 1988, and was the favourite for Seoul. Ereng, an outsider, was the fastest heat winner (1:46.10), and Aouita was the speediest quarter-finalist (1:45.24). Ereng showed he was a medal contender in winning the first semi-final in 1:44.55 ahead of Cruz (1:44.75), while Kiprotich led from the gun in the other semi and held off Aouita 1:44.71 to 1:44.79.

In the final Kiprotich led for the first 300m in a suicidal 36.33, and then Barbosa took over, in an effort to try and take the sting out of Aouita's finish. Barbosa led until 600m (1:16.3) when Elliott led briefly, only to be overtaken by Cruz, with Aouita in third. Ereng, seventh at the bell was now moving up, and by the beginning of the straight had weaved his way to fourth. He quickly passed the tiring Elliott and Aouita, and caught Cruz with 50m to go, elegantly flowing away from the defending champion to win by almost 4m. Ereng had been a 400m runner, running 45.6 in 1987, before moving up to win the NCAA title, and place third in the Kenyan Olympic trials.

Barcelona, 5 Aug 1992

				<u>Halves</u>
1,	William Tanui	KEN	1:43.66	50.7/53.0
2,	Nixon Kiprotich	KEN	1:43.70	50.8/53.7
3,	Johnny Gray	USA	1:43.97	50.0/54.0
4,	José Luiz Barbosa	BRA	1:45.06	50.1/55.0
5,	Andrea Benvenuti	ITA	1:45.23	51.3/54.0

6,	Curtis Robb	GBR	1:45.57	50.9/54.7
7,	Réda Abdenouz	ALG	1:48.44	51.4/57.0
	Mark Everett	USA	DNF	50.8

(Competitors: 59; Countries: 49; Finalists: 8)

<u>Splits</u>	<u>200m</u>	<u>400m</u>	<u>600m</u>
Tanui	24.7	50.7	1:18.0
Kiprotich	25.5	50.8	1:18.0
Gray	24.5	50.0	1:17.6
Barbosa	24.6	50.1	1:17.7
Benvenuti	25.1	51.3	1:19.0
Robb	25.3	50.9	1:18.6
Abdenouz	25.4	51.4	1:19.6
Everett	24.9	50.8	1:19.5

Barbosa and Robb were fastest in the heats, each running 1:46.16 in separate races. The Briton edged Barbosa 1:45.25 to 1:45.32 in the swiftest of the three semis, with Gray (1:45.66) and Tanui (1:46.59) taking the other races.

Gray, eager to improve a poor championship record, took out the pace in the final, passing 200m in 24.5, and reaching the bell in 49.99. Only Barbosa was close at 400m, with the favourite, Tanui, 5m back. Gray still led at 600m (1:17.6), but Barbosa caught Gray's heel accidentally at 650m, disrupting his rhythm, just after Everett – the fastest 400m man in the field – stopped with a hamstring injury. Tanui, who had been 8m back at 500m (1:04.1 to Gray's 1:03.0) closed to 3m at the 600m mark, and caught the American at 700m. At this point, Kiprotich was on Gray's shoulder with Tanui on the outside. As the American faded, Tanui won the battle of the Kenyans. Gray hung on for a merited bronze.

Atlanta, 31 Jul 1996

				<u>Halves</u>
1,	Vebjørn Rodal	NOR	1:42.58	OR 49.98/52.60
2,	Hezekiel Sepeng	RSA	1:42.74	50.11/52.63
3,	Fred Onyancha	KEN	1:42.79	49.78/53.01
4,	Norberto Téllez	CUB	1:42.85	50.08/52.77
5,	Nico Motchebon	GER	1:43.91	50.27/53.64
6,	David Kiptoo	KEN	1:44.19	49.87/54.32
7,	Johnny Gray	USA	1:44.21	49.55/54.66
8,	Benyouenès Lahlou	MAR	1:45.52	49.91/55.61

(Competitors: 56; Countries: 40; Finalists: 8)

<u>Splits</u>	<u>200m</u>	<u>400m</u>	<u>600m</u>
Rodal	24.1	49.98	1:16.3
Sepeng	24.1	50.11	1:16.5
Onyancha	24.0	49.78	1:16.3
Téllez	24.2	50.08	1:16.5
Motchebon	24.3	50.27	1:16.6
Kiptoo	24.0	49.87	1:16.2
Gray	23.9	49.55	1:15.9
Lahlou	24.2	49.91	1:16.6

Wilson Kipketer, the Kenyan-born World Champion, would have been a hot favourite, but did not compete as the Kenyan Olympic Committee refused to allow him to represent his adopted country of Denmark. The first (of three) semi finals was won by Sepeng (1:45.16), with Philip Kibitok, winner of the Kenyan trials, left waiting to see if his third place 1:45.58 would be quick enough. Gray sensibly set a fast pace (50.7) in the second race and was edged by 1/100th by Lahlou's 1:43.99, with Onyancha 8m clear of fourth place with 1:44.02. Téllez, a statuesque former 400m runner, reminiscent of Juantorena, led the third heat at 400m (51.3) and won the fastest ever preliminary in 1:43.79, with Kiptoo (1:43.90) just beating Rodal, whose 1:43.96 was the fastest of the time qualifiers.

As expected, Gray, in his fourth straight final, took the lead from the gun, passing 200m in 24.3 and reaching the bell in 49.55, with the field closely bunched. Gray still led at 600m (1:15.9), with all but Lahlou and Sepeng close. With 120m to go Rodal kicked hard, as Gray began to fade. He quickly had a 3m lead with Onyancha and Téllez the first to react. Sepeng had now closed but was still seventh with 100m to go. Finishing quickest, the young South African eventually passed Onyancha with 5m to go, but was never in with a chance of catching the flying Norwegian.

Sydney, 27 Sep 2000

				<u>Halves</u>
1,	Nils Schumann	GER	1:45.08	53.6/51.5
2,	Wilson Kipketer	DEN	1:45.14	53.8/51.3
3,	Djabir Saïd-Guerni	ALG	1:45.16	53.6/51.6
4,	Hezekiel Sepeng	RSA	1:45.29	53.8/51.5
5,	André Bucher	SUI	1:45.40	53.6/51.8
6,	Yuriy Borzakovskiy	RUS	1:45.83	54.3/51.5
7,	Glody Dube	BOT	1:46.24	54.1/52.1
	Andrea Longo	ITA	DQ (r163.2)	(1:45.66)

53.43/52.23

(Competitors: 61; Countries: 47; Finalists: 8)

<u>Splits</u>	<u>200m</u>	<u>400m</u>	<u>600m</u>
Schumann	25.6	53.6	1:20.2
Kipketer	25.7	53.8	1:20.5
Saïd-Guerni	25.5	53.6	1:20.3
Sepeng	25.7	53.8	1:20.4
Bucher	25.6	53.6	1:19.9
Borzakovskiy	26.3	54.3	1:20.2
Dube	25.7	54.1	1:20.7
Longo	25.4	53.43	1:19.8

A great race was in prospect after the semi-finals. Schumann, the European champion had taken the first race in 1:44.22 from Bucher, and his time was duplicated by world record holder Kipketer in the third race. Between them, Saïd-Guerni won the second heat in 1:44.19, with Kenya's Japeth Kimutai – a medal prospect – the principal non-qualifier.

The final turned into a dawdle at the 200m mark, with all the finalists – except Borzakovskiy – bunched at halfway. Longo kept the lead, pushing Bucher off the track in the process, until 120m to go, when Sepeng took over. Kipketer and Saïd-Guerni followed, with Schumann taking the lead on the inside with 50m to go. Kipketer had the fastest last 100m (12.4), but wasn't strategically placed to take advantage of his speed, leaving Schumann as the slowest victor since Ovett in 1980.

Athens, 28 Aug 2004

				<u>Halves</u>
1,	Yuriy Borzakovskiy	RUS	1:44.45	52.2/52.3
2,	Mbulaeni Mulaudzi	RSA	1:44.61	52.1/52.5
3,	Wilson Kipketer	DEN	1:44.65	52.0/52.7
4,	Mohcine Chehibi	MAR	1:45.16	52.4/52.8
5,	Wilfred Bungei	KEN	1:45.31	51.9/53.4
6,	Hezekiel Sepeng	RSA	1:45.53	52.4/53.1
7,	Djabir Saïd-Guerni	ALG	1:45.61	51.84/53.8
8,	Ahmed Ismail	SUD	1:52.49	52.2/60.3

(Competitors: 72; Countries: 60; Finalists: 8)

<u>Splits</u>	<u>200m</u>	<u>400m</u>	<u>600m</u>
Borzakovskiy	25.5	52.2	1:18.4
Mulaudzi	24.6	52.1	1:18.1
Kipketer	24.6	52.0	1:18.0
Chehibi	25.9	52.4	1:19.0
Bungei	24.5	51.9	1:17.9
Sepeng	24.9	52.4	1:19.2
Saïd-Guerni	24.6	51.84	1:18.1
Ismail	24.8	52.2	1:19.1

With nine heats, the first round qualification was rigorous; only the first two in each heat were guaranteed a place in the semi-finals. Youssef Saïd Kamel (formerly Gregory Konchellah, son of former World champion Billy) was one of the possible winners picked by prognosticators, but he placed third in his heat in 1:46.94, when 1:45.94 was the slowest losing qualifying time. Winners of the semi-finals were Algeria's reigning World Champion Saïd-Guerni (1:45.76), Bungei (1:44.18) ahead of Borzakovskiy (1:44.29), and Kipketer (1:44.62).

Borzakovskiy, noted for his habit of hanging at the back of the field, was given a let-off in the final when the pace was moderate as Bungei was unwilling to commit himself fully to pacemaking. Instead Saïd-

Guerni led at halfway in 51.84. Bungei went into the lead at 500m, and led until 700m, when Kipketer flowed by with Mulaudzi in tow, while Borzakovskiy lagged in fifth place. Then the inevitable surge came from the Russian, and he took the lead with 20m to go and won pulling away. Kipketer added a bronze to his 2000 silver, and Sepeng placed sixth in his third final.

Beijing, 23 Aug 2008

				<u>Halves</u>
1,	Wilfred Bungei	KEN	1:44.65	53.35/51.30
2,	Ahmed Ismail	SUD	1:44.70	53.7/51.0
3,	Alfred Kirwa Yego	KEN	1:44.82	53.5/51.3
4,	Gary Reed	CAN	1:44.94	54.1/50.8
5,	Youssef Saïd Kamel	BHR	1:44.95	53.9/51.1
6,	Yeiman López	CUB	1:45.88	53.7/52.2
7,	Nabil Madi	ALG	1:45.96	53.7/52.3
8,	Nadim Manseur	ALG	1:47.19	53.9/53.3

(Competitors: 58; Countries: 42; Finalists: 8)

<u>Splits</u>	<u>200m</u>	<u>400m</u>	<u>600m</u>
Bungei	25.1	53.35	1:19.17
Ismail	25.6	53.7	1:19.2
Yego	25.1	53.5	1:19.3
Reed	25.5	54.1	1:19.9
Kamel	25.4	53.9	1:19.7
López	25.3	53.7	1:19.3
Madi	25.4	53.7	1:19.6
Manseur	25.3	53.9	1:19.8

Veteran Bungei (1:44.90) was the fastest in the heats, and won a tactical first semi-final from which reigning champion Borzakovskiy was eliminated. The second semi-final was faster, with World Champion Yego edging Ismail (1:44.91 for both men) and Kamel (1:44.95), the only sub 1:43 man in 2008 to qualify. Unheralded Manseur was a clear winner in of final semi in 1:45.54.

Bungei led from the gun in the final, zipping past 200m in 25.1 before easing down to the halfway point (53.35). Bungei then wound the pace up, covering the next 200 in 25.82, never letting anyone pass him, before finishing off with a 25.48 split. Ismail and López were threatening Bungei with 100m to go, but the Cuban faded, and only Ismail could get close. Behind them Kirwa finished quickly to take the bronze medal, though Reed (12.1 last 100) was the fastest finisher of all.

MEN'S 800 METRES

The Best on Points

17	Phil Edwards CAN	1928-4, 1932-3, 1936-3
16	Douglas Lowe GBR	1924-1, 1928-1
	Mal Whitfield USA	1948-1, 1952-1
	Peter Snell NZL	1960-1, 1964-1

Most Finals

4	Johnny Gray USA	1984-7, 1988-5, 1992-3, 1996-7
3	Edwards	
	Steve Ovett GBR	1976-5, 1980-1, 1984-8
	Hezekiel Sepeng RSA	1996-2, 2000-4, 2004-6

Most Appearances

5	Paul Martin SUI	1920-6h3, 1924-2, 1928-4s3, 1932-5h1, 1936-6h4
4	Gray	
	José Luiz Barbosa BRA	1984-8s2, 1988-6, 1992-4, 1996-8s2

Placing Table

	G	S	B	4	5	6	7	8	M	Points
USA	9	5	8	4	8	11	7	1	22	255
GBR	6	3	1	4	4	2	1	3	10	122
KEN	3	2	4	1	2	2	1	1	9	84
GER	1	-	3	4	3	5	1	1	4	76
CAN	-	2	2	3	-	-	-	-	4	41
BRA	1	1	-	2	-	1	-	-	2	28

Men's 800 Metres, continued

	<u>G</u>	<u>S</u>	<u>B</u>	<u>4</u>	<u>5</u>	<u>6</u>	<u>7</u>	<u>8</u>	<u>M</u>	<u>Points</u>
RSA	-	2	1	1	-	1	-	-	3	28
ITA	-	2	-	-	2	-	1	1	2	25
FRA	-	-	1	1	-	1	2	3	1	21
JAM	-	2	-	1	-	-	-	-	2	19
AUS	2	-	-	-	-	-	-	2	2	18
DEN	-	1	1	1	-	-	-	-	2	18
BEL	-	2	-	-	-	-	1	1	2	17
NZL	2	-	-	-	-	-	-	-	2	16
CUB	1	-	-	1	-	1	-	-	1	16
HUN	-	1	-	1	1	-	-	-	1	16
SWE	-	1	-	-	2	-	-	1	1	16
NOR	1	-	1	-	-	-	-	1	2	15
SUI	-	1	-	-	2	-	-	-	1	15
URS	-	1	1	-	-	-	-	-	2	13
ALG	-	-	1	-	-	-	3	1	1	13
MAR	-	-	1	1	-	-	-	1	1	12
RUS	1	-	-	-	-	1	-	-	1	11
SUD	-	1	-	-	-	-	-	1	1	8
POL	-	-	-	1	-	-	1	-	0	7
BWI (JAM)	-	-	1	-	-	-	-	-	1	6
GRE	-	-	1	-	-	-	-	-	1	6
BRN	-	-	-	-	1	-	-	-	0	4
TCH (SVK)	-	-	-	-	1	-	-	-	0	4
YUG (CRO)	-	-	-	-	-	1	-	-	0	3
ARG	-	-	-	-	-	-	1	-	0	2
BOT	-	-	-	-	-	-	1	-	0	2
IND	-	-	-	-	-	-	1	-	0	2
NED	-	-	-	-	-	-	1	-	0	2
TRI	-	-	-	-	-	-	-	1	0	1
Totals	27	27	27	26	26	26	22	19	81	942
Breakdown of GER placings:										
GER	1	-	3	1	2	3	1	-	4	50
FRG	-	-	-	3	-	-	-	-	0	15
GDR	-	-	-	-	1	2	-	1	0	11
Totals	1	-	3	4	3	5	1	1	4	76
Breakdown of URS placings:										
UKR	-	1	-	-	-	-	-	-	1	7
BLR	-	-	1	-	-	-	-	-	1	6
Totals	-	1	1	-	-	-	-	-	2	13

1500 Metres

Athens, 7 Apr 1896

- 1, Edwin Flack AUS 4:33.2OR
- 2, Arthur Blake USA 4:34.0e
- 3, Albin Lermusiaux FRA 4:36.0e
- 4, Carl Galle GER 4:39.0e
- 5, Angelos Fetsis GRE
- 6, Demetrios Golemis GRE
- 7, Konstantinos Karakatsinis GRE
- 8, Dimitrios Tomproff GRE

(Competitors: 8; Countries: 5)

Most of the top men were not in Athens, the most notable absentee being Thomas Conneff (USA), who had run 4:15.6 for a mile (roughly equal to 1500m in 3:57). Lermusiaux set an uninspired pace around the tight bends for the first 300m (52.2), with Flack leading the clockwise procession through 700m in 2:08.2. Lermusiaux took back the lead, passing 1100m in 3:25.2 and held it until the last long finishing straight, where Flack and Blake got past the Frenchman.

Paris, 15 Jul 1900

- 1, Charles Bennett GBR 4:06.2WR
- 2, Henri Deloge FRA 4:07.2e
- 3, John Bray USA 4:10.0e (20y behind 2nd)
- 4, David Hall USA 4:10.5e (2y behind 3rd)
- 5, Christian Christensen DEN 4:11.0e
- 6, Hermann Wraschtil AUT
- Louis Segondi FRA
- John Rimmer GBR

(Competitors: 9; Countries: 6)

The best milers in Paris were George Orton (CAN), John Cregan and Alex Grant (both USA), but none was entered in the 1500m. Bennett, the AAA champion, set the pace, clocking 1:21.2 for the first 500m lap. The pace slowed up to 2:56 at 1000m, with Deloge on Bennett's shoulder. The two duelled for most of the last lap, with Bennett only edging away in the final stages to win by five yards. Photographic evidence shows that the time of 4:06.6 generally credited to Deloge was too generous.

St. Louis, 3 Sep 1904

- 1, James Lightbody USA 4:05.4WR
- 2, Frank Verner USA 4:06.8e
- 3, Lacey Hearn USA
- 4, David Munson USA
- 5, Johannes Runge GER
- 6, Peter Deer CAN
- 7, Howard Valentine USA
- 8, Harvey Cohn USA

(Competitors: 9; Countries: 3)

Cohn set the pace, with Deer and Verner his closest followers. As Deer fell back, Lightbody came up, and was in third place with a lap to go. The 800m winner's long stride took him past the field with 300m remaining, and he won comfortably by six yards, Hearn finished fast to beat Munson, the pre-race favourite, for third.

Athens, 30 Apr 1906

- 1, James Lightbody USA 4:12.0
 - 2, John McGough IRL GBR 4:12.6e
 - 3, Kristian Hellström SWE 4:13.4e
 - 4, Greg Wheatley AUS 4:15.6e
 - 5, James Sullivan USA 4:25.0e
 - 6, George Bonhag USA 4:26.0e
- Also: Percy Crabbe GBR
Harvey Cohn USA

(Competitors: 20; Countries: 9; Finalists: 8)

Heats were run for the first time, with Lightbody (4:19.4) and McGough (4:18.8) the winners. Bonhag set the pace for three laps, with no-one particularly keen to take that duty from him. Coming to the final straight Lightbody took the lead, and won easily, though McGough, the Scottish Champion, moved from seventh at the bell to second, with Hellström beating Wheatley for third.

London, 14 Jul 1908

- 1, Mel Sheppard USA 4:03.4OR
 - 2, Harold Wilson GBR 4:03.6e
 - 3, Norman Hallows GBR 4:04.0e
 - 4, John Tait CAN 4:06.8e
 - 5, Ivo Fairbairn-Crawford IRL GBR 4:07.6e
 - 6, Joe Deakin GBR 4:07.9e
- Also: James Sullivan USA
Victor Loney GBR

(Competitors: 44; Countries: 15; Finalists: 8)

A truly international field for the first time was made to run just one preliminary round, with the result that only the winners of eight heats would qualify. Emilio Lunghi ran an excellent 4:03.8 in heat 3 – the second best time in the heats, but finished behind Hallows, whose time of 4:03.4 was an Olympic record. The unfortunate Italian thus failed to qualify. Sheppard had set an Olympic record of 4:05.0 in the preceding heat, just beating his countryman John Halstead (4:05.2e), another victim of the rigorous qualification procedures.

In the final, Fairbairn-Crawford set the pace for 500m, and then

Loney took over, but slowed the tempo down. The rhythm was little changed after Hallows took the lead, and only increased with 300m to go when Wilson made his big effort. Into the finishing straight Wilson led from Hallows, with Sheppard third, but the US 800m champion was too quick for the diminutive (1.63/52Kg) Briton and won by one and a half metres. Deakin, the fourth Briton home, was still running cross-country in his eighties.

Stockholm, 10 Jul 1912

1,	Arnold Jackson	GBR	3:56.8OR
2,	Abel Kiviat	USA	3:56.9
3,	Norman Taber	USA	3:56.9
4,	John Paul Jones	USA	3:57.2
5,	Ernst Wide	SWE	3:57.6
6,	Philip Baker	GBR	4:01.0e
7,	John Zander	SWE	4:02.0e
8,	Henri Arnaud	FRA	4:02.2e

(Competitors: 46; Countries: 15; Finalists: 14)

Kiviat had set a world record of 3:55.8 to win the US Eastern Trials and was favoured to win, with fellow Americans Taber and Jones also well regarded. The first two in each heat qualified for the final, and Kiviat (4:04.4) and the young Swede Zander (4:05.5) were the fastest heat winners. Defending champion Sheppard (4:27.6) was the most economical of the victors. Arnaud led for the first two laps of the final (65, 2:08), with Erwin von Sigel (GER) and Jones close behind. Taber and Kiviat moved up, the former leading at 1000m in 2:39, and the latter ahead at 1200m in 3:09. Baker, in sixth place was dealing well with a foot bound in surgical tape because of a dislocated bone. Kiviat held the lead all the way to the finishing straight, where the tall Jackson began to close on Kiviat and Taber. Just behind these three were Jones and Wide. The Swede had been 15m behind Kiviat at the bell. With 10m to go Jackson settled the race with a surge which left Kiviat and Taber half a metre back. With five under four minutes for the first time and the winner always in doubt, this was the first great Olympic 1500m.

Antwerp, 19 Aug 1920

1,	Albert Hill	GBR	4:01.8
2,	Philip Baker	GBR	4:02.4e
3,	Lawrence Shields	USA	4:03.1e
4,	Václav Vohralík	CZE	TCH 4:04.6e
5,	Sven Lundgren	SWE	4:06.3e
6,	André Audinet	FRA	4:06.4e
7,	Arturo Porro	ITA	4:06.6e
8,	Joie Ray	USA	4:10.0e

(Competitors: 29; Countries: 12; Finalists: 13)

Joie Ray, US Trials winner, was the favourite until he pulled a calf muscle 10 days before the Games. However, he was able to win his heat, albeit the slowest of four, in 4:13.4. Vohralík won the quickest heat in 4:02.2 ahead of Hill (4:03.2) and Audinet (4:03.7) with Sweden's Edwin Wide (4:03.8) just edged out of the final. His countrymen Lundgren (4:07.0) and veteran John Zander (4:08.1) were the other heat winners.

Ray attempted to control the final, leading to the bell, but could not respond when Hill and Baker kicked on the penultimate curve. Shields, the IC4A champion, tried to pass Baker but was repulsed, and Hill moved away from Baker in the finishing straight to win by 3m on the rainsoaked track. Zander, who had been the world's best in 1915-18, dropped out at the halfway point. Baker, who had first emerged in 1907, later added his wife's maiden name and became Philip Noel-Baker. He was awarded the Nobel Peace Prize in 1959 for his work in international disarmament. Hill remained the only Briton to have won the 800/1500m Olympic double until Kelly Holmes's wins of 2004 where she ran the 1500m four seconds faster than Hill in Antwerp.

Paris, 10 Jul 1924

1,	Paavo Nurmi	FIN	3:53.6OR
2,	Willy Schärer	SUI	3:55.0
3,	"Henry" Stallard	GBR	3:55.6
4,	Douglas Lowe	GBR	3:57.0e
5,	Raymond Buker	USA	3:58.6e
6,	Lloyd Hahn	USA	3:59.0e
7,	Raymond Watson	USA	3:59.9e
8,	Frej Liewendahl	FIN	4:00.3e

(Competitors: 39; Countries: 21; Finalists: 11)

Nurmi had run the event just twice in 1924 before the Games – 4:00.5 on May 24 as an opening foray, and then a 3:52.6 on June 19, the same day that he later ran 14:28.2 for 5000m – both world records. This was done to convince the selectors that he could deal with the Olympic schedule which had just one hour between the two finals.

After a routine win in his heat – 4:07.6, the second quickest after Schärer's 4:06.6 – Nurmi lined up against the other 11 finalists with stopwatch in hand. He passed 400m in 58.0 and 800m in 1:58.5, after looking at his watch at the end of the first 500m lap (1:13.2). He slowed to 2:32.0 at 1000m, throwing his timepiece onto the infield after glancing at it a second time. Only Watson had dared to stay with the maestro, and he had to let go after 800m. At the bell, Nurmi was 40m clear of Buker, Hahn and the British duo. Stallard and Lowe passed the Americans in the back straight, and Lowe faded in the finishing straight as Schärer came up to battle with Stallard. The Swiss eventually won the battle for silver from the exhausted Briton in the last few strides. Nurmi was 10m clear, and clearly capable of running much quicker had it been required.

Amsterdam, 2 Aug 1928

1,	Harri Larva	FIN	3:53.2OR
2,	Jules Ladoumègue	FRA	3:53.8e
3,	Eino Purje	FIN	3:56.4e
4,	Hans Wichmann	GER	3:56.8e
5,	Cyril Ellis	GBR	3:57.6e
6,	Paul Martin	SUI	3:58.4e
7,	Helmuth Krause	GER	3:59.0e
8,	Adolf Kittel	TCH	4:00.4e

(Competitors: 43; Countries: 19; Finalists: 12)

Ladoumègue was the fastest entrant with the third best time ever of 3:52.2, but was untested at international level, having improved by more than 11 seconds in 1928. Larva, winner of the Finnish trials in 3:52.6, and Purje – the Finnish number two with a best of 3:53.1 in the same race – were next fastest. As in 1924 there were six heats, with 2 qualifying from each. The principal victims were Edwin Wide (SWE) and world record holder Otto Peltzer (GER), both of whom were beaten in the slowest heat won by Ray Conger (USA) in 4:02.6. All the heats were tactical affairs, with only one sub-4 clocking by Herbert Böcher (GER), 3:59.6.

Larva led for the first lap in the final in 61.0, with Purje then taking over, passing 800m in 2:04.4 and the bell in 2:52.8. Purje still led after three laps in 3:09.8, but Ladoumègue rushed into the lead with 250m to go, and only Larva could respond. The Frenchman led until 20m from the finish, and then Larva edged away leaving Ladoumègue 3m behind at the finish.

Los Angeles, 4 Aug 1932

				<u>Electric</u>
1,	Luigi Beccali	ITA	3:51.2OR	(3:51.20)
2,	Jerry Cornes	GBR	3:52.6	
3,	Phil Edwards	CAN	3:52.8	
4,	Glenn Cunningham	USA	3:53.4e	
5,	Eric Ny	SWE	3:54.6e	

6,	Norwood Hallowell	USA	3:55.0e
7,	Jack Lovelock	NZL	3:57.8e
8,	Frank Crowley	USA	3:58.1e

(Competitors: 25; Countries: 14; Finalists: 11)

Cunningham was fastest in the heats with 3:55.8, with Lovelock (3:58.0) and Beccali (3:59.6) taking the other two races. After Edwards, the 800m specialist, had taken an initial lead in the final, Lovelock led for most of the first lap, passing 400m in 60.5 just ahead of Ny. The lead passed to Cunningham, then Edwards, as the pace slowed to 2:04.5. These two surged ahead of the field at 900m and led by 15m at the bell in 2:51.0, with Cornes in third ahead of Lovelock and Beccali, fifth in 2:53.5.

Edwards drove clear of Cunningham with 300m to go (3:07.0), and held the lead till 100m to go, Beccali, timed at 1200m in 3:09.5, began his sprint with 150m to go and surged easily past Cunningham and Cornes, catching Edwards just as the Canadian was beginning to tire. His burst of speed, impressive in itself, was emphasised by the fatigue of those behind him. He won by 10m from Cornes, who caught Edwards as the Italian hit the tape, while Cunningham was fourth, 4m back. Beccali's time was the then third-fastest ever run.

Berlin, 6 Aug 1936

1,	Jack Lovelock	NZL	3:47.8WR
2,	Glenn Cunningham	USA	3:48.4
3,	Luigi Beccali	ITA	3:49.2
4,	Archie San Romani	USA	3:50.0
5,	Phil Edwards	CAN	3:50.4
6,	Jerry Cornes	GBR	3:51.4
7,	Miklós Szabó	HUN	3:53.0
8,	Robert Goix	FRA	3:53.8

(Competitors: 36; Countries: 22; Finalists: 12)

<u>Splits</u>	<u>400m</u>	<u>800m</u>	<u>1200m</u>
Lovelock	61.7	2:05.6	3:05.4
Cunningham	61.5	2:05.2	3:05.2
Beccali	61.9	2:05.5	3:05.7

Before the event there were five highly regarded possible winners – Cunningham and San Romani who had both run 3:49.9 in the US Trials, Beccali the reigning champion, Lovelock the Empire Champion, and Wooderson the AAA Champion. Wooderson broke a bone in his ankle just before the Games, and was a shadow of himself in his heat. While the other four made the final without difficulty, lesser lights were the fastest qualifiers, with Goix running 3:54.0 and Erik Ny 3:54.8.

In the final Cunningham led through 400m in 61.5 with Lovelock on his shoulder. The pace slowed in the second lap, and Cunningham passed 800m in 2:05.2 with Ny just ahead of him. The American pushed hard over the next 200m, passing 1000m in 2:35.2, but Ny slipped past him just before the bell (2:50.2). Cunningham was on the inside with Lovelock next to him and Beccali 2m back in fourth place. With 300m to go, just as the field was contemplating the finish, Lovelock struck, taking a 4m lead seemingly in 20m. Cunningham powered through the last 300m himself, but could never regain any of the initial yardage obtained by the Kiwi. Indeed Lovelock extended his lead by 2m in the finishing straight, easing off in the last 10m to win by 5m. Lovelock's time beat the world record of Bill Bonthron by a full second, and was the first time the 1500m record had been broken officially in the Olympic Games.

London, 6 Aug 1948

			<u>Adjusted</u>
1,	Henry Eriksson	SWE	3:49.8 (3:50.0)
2,	Lennart Strand	SWE	3:50.4 (3:50.4)
3,	Willem Slijkhuis	NED	3:50.4 (3:50.5)

4,	Václav Čevona	CZE	TCH	3:51.2	(3:51.4)
5,	Gösta Bergkvist	SWE		3:52.2	(3:52.1)
6,	Bill Nankeville	GBR		3:52.6	(3:52.6)
7,	Donald Gehrmann	USA			(3:54.7)
8,	Erik Jörgensen	DEN			(3:54.7)

(Competitors: 36; Countries: 22; Finalists: 12)

	<u>Differential</u>
Eriksson	0.00
Strand	0.40 behind
Slijkhuis	0.48
Čevona	1.37
Bergkvist	2.05
Nankeville	2.51
Gehrmann	4.63
Jörgensen	4.65

Strand was hot favourite to win. Despite losing to Bergkvist in the Swedish Trials, the nervy world record holder appeared unbeatable. Bergkvist was the fastest in the heats, but quick times were out of the question for the final, run in a thunderstorm on an already sludgelike track. Hansenne had a brainstorm in the first lap running 58.3, and opening up a 6m gap on the field headed by Gehrmann. The Frenchman came back to the field in the second lap, and after reaching 800m in 2:02.6 was passed shortly after by the three Swedes, led by Eriksson. By the 1200m mark (3:05.0) Eriksson had only Strand for company, but unlike previous encounters he was able to hold off the European Champion, possibly helped by a stronger physique more suited to the difficult London conditions. Strand only held on to silver after bumping Slijkhuis as the Dutchman zoomed through on the inside in the last 50m. The official time of 3:50.4 for both men was clearly incorrect when measured against the photo-finish equipment.

Helsinki, 26 Jul 1952

				<u>Electrics</u>
1,	Josy Barthel	LUX	3:45.2OR	(3:45.28)
2,	Bob McMillen	USA	3:45.2OR	(3:45.39)
3,	Werner Lueg	GER/FRG	3:45.4	(3:45.67)
4,	Roger Bannister	GBR	3:46.0	(3:46.30)
5,	Patrick El Mabrouk	FRA	3:46.0	(3:46.35)
6,	Rolf Lamers	GER/FRG	3:46.8	(3:47.18)
7,	Olle Åberg	SWE	3:47.0	(3:47.20)
8,	Ingvar Ericsson	SWE	3:47.6	(3:46.70)

(Competitors: 52; Countries: 26; Finalists: 12)

<u>Splits</u>	<u>400m</u>	<u>800m</u>	<u>1200m</u>
Barthel	58.2	2:02.3	3:03.2
McMillen	59.6	2:02.4	3:03.9
Lueg	58.1	2:01.5	3:03.0
Bannister	58.2	2:01.8	3:03.6
El Mabrouk	58.4	2:01.6	3:03.8
Lamers	57.8	2:01.4	3:03.4
Åberg	58.6	2:02.3	3:04.1
Ericsson	58.5	2:02.4	3:03.9

The pre-meet favourites were Lueg, who had equalled the world record of 3:43.0 in the German championships, and the top two men of 1951, Bannister, and El Mabrouk. The large entry meant that an extra round was needed to arrive at a 12-man final. All the preliminary races were tactical affairs, the athletes mindful of the extra round, with Åberg (3:51.14) the fastest in round 1 and Denis Johansson (3:49.59) of Finland the quickest in the semi-finals.

Lamers set a fast pace in the final, seemingly to help his compatriot Lueg, but after passing 400m in 57.8 he slowed to 2:01.4 at 800m. Lueg moved ahead at 900m, and led by 2m at the bell (2:48.0). Piling on the pressure, Lueg led by 3m as the athletes came off the final curve, with the surprising Barthel in second, just ahead of McMillen on the inside and Bannister and El Mabrouk on the outside. Barthel quickly moved away from the others and caught Lueg with just under 50m to go. McMillen passed Lueg with 20m to go and finished 0.11 down on the Luxembourg star, who was as surprised as the crowd by his win. Barthel later broke down in tears of happiness on the victory stand after

winning his country's only major championship gold medal in athletics history (but also see the 1900 Marathon).

Melbourne, 1 Dec 1956

				<u>Electrics</u>
1,	Ron Delany	IRL	3:41.2OR	(3:41.49)
2,	Klaus Richtzenhain	GER/GDR	3:42.0	(3:42.02)
3,	John Landy	AUS	3:42.0	(3:42.03)
4,	László Tábori	HUN	3:42.4	(3:42.55)
5,	Brian Hewson	GBR	3:42.6	(3:42.69)
6,	Stanislav Jungwirth	CZE	TCH 3:42.6	(3:42.80)
7,	Neville Scott	NZL	3:42.8	(3:42.87)
8,	Ian Boyd	GBR	3:43.0	(3:42.94)

(Competitors: 37; Countries: 23; Finalists: 12)

<u>Splits</u>	<u>400m</u>	<u>800m</u>	<u>1200m</u>
Delany	60.0	2:01.4	3:02.4
Richtzenhain	59.8	2:01.2	3:01.5
Landy	60.1	2:01.5	3:02.1
Tábori	59.5	2:01.0	3:02.2
Hewson	58.6	2:00.6	3:01.3
Jungwirth	59.2	2:00.9	3:01.9
Scott	58.8	2:01.1	3:02.0
Boyd	59.1	2:01.0	

The first heat was won by GDR star Richtzenhain in 3:46.75, and saw two Olympic Champions (Barthel and 1968 marathon winner Wolde) and the world record holder (István Rózsavölgyi), fail to qualify. The other heats could not rival this in terms of failure, though Sweden's excellent Dan Waern missed the final by 0.05 in the last heat.

New Zealander Murray Halberg set the pace in the final, passing 200m in 28.3 and 400m in 58.4, with Delany and Landy lagging at the back of the field. Lincoln took over at 700m, passing 800m in 2:00.1. The field began to bunch, with 7m covering the field at the bell (2:46.5). Hewson attacked, unconvincingly, at 1200m. Boyd and Richtzenhain easily went with him. With 250m to go Delany began a startling kick, gaining five yards on the field before the curve, to move into fourth place. He flew into second on the final bend and burst past Hewson at the beginning of the straight. He went on to win by 6m, with Richtzenhain just holding off the fast-finishing Landy for the silver medal. The top eight plus Ken Wood (GBR) – 3:44.75 – all beat the existing Olympic record.

Rome, 6 Sep 1960

1,	Herb Elliott	AUS	3:35.6WR
2,	Michel Jazy	FRA	3:38.4
3,	István Rózsavölgyi	HUN	3:39.2
4,	Dan Waern	SWE	3:40.0
5,	Zoltán Vamos	ROU	3:40.8
6,	Dyrol Burleson	USA	3:40.9
7,	Michel Bernard	FRA	3:41.5
8,	Jim Grelle	USA	3:45.0

(Competitors: 39; Countries: 26; Finalists: 9)

<u>Splits</u>	<u>400m</u>	<u>800m</u>	<u>1200m</u>
Elliott	58.8	1:58.4	2:54.0
Jazy	59.1	1:58.6	2:54.8
Rózsavölgyi	59.0	1:58.7	2:54.5
Waern	58.4	1:58.0	2:56.8
Vamos	58.6	1:58.2	2:55.3
Burleson	59.4	1:59.2	2:56.0
Bernard	58.2	1:57.8	2:56.0

Elliott was the fastest qualifier with 3:41.4 (3:41.50), the other heats being won by Bernard – 3:42.2 (3:42.34) – and Waern – 3:43.9 (3:44.18), with Terence Sullivan (Rhodesia) the unluckiest in the heats, clocking 3:42.8 (3:42.96) in Elliott's heat but placing a non-qualifying fourth.

Bernard took the lead in the final, with Waern and the surprising

Vamos following the Frenchman's quick pace through 200m in 28.3 and 400 in 58.2. The order was the same at the end of a slower second 400m of 59.6, with the eighth 100m segment the slowest of the race at 15.3. Elliott then struck, running his next 100m in 13.2. No-one had ever broken open the Olympic 1500m at such an early stage, but only Rózsavölgyi and Jazy could initially go with Elliott. By the end of the third lap, covered in 56.2 seconds, the Aussie had 3m on his pursuers; his next two 100m segments of 13.4 and 13.6 extended that to almost 15m, and even though he slowed slightly in the last 100m, 14.4 he went through the tape almost 20m clear of Jazy. Rózsavölgyi was third some 5m clear of Dan Waern. Elliott had been inspired four years earlier by the exploits of Vladimir Kuts in Melbourne and, with a world record here, superseded his hero. Elliott, thought of as exhibiting a killer instinct, particularly in this race, later noted that "the greatest stimulator of my running was fear".

Tokyo, 21 Oct 1964

1,	Peter Snell	NZL	3:38.1
2,	Josef Odložil	CZE	TCH 3:39.6
3,	John Davies	NZL	3:39.6
4,	Alan Simpson	GBR	3:39.7
5,	Dyrol Burleson	USA	3:40.0
6,	Witold Baran	POL	3:40.3
7,	Michel Bernard	FRA	3:41.2
8,	John Whetton	GBR	3:42.4

(Competitors: 43; Countries: 33; Finalists: 9)

<u>Splits</u>	<u>400m</u>	<u>800m</u>	<u>1200m</u>
Snell	58.7	2:00.9	2:59.7
Odložil	59.2	2:01.4	3:00.0
Davies	58.8	2:00.5	2:59.3
Simpson	59.1	2:01.1	3:00.3
Burleson	58.2	2:00.9	2:59.8
Baran	58.6	2:00.7	2:59.5
Bernard	58.0	2:01.2	3:00.0
Whetton	58.4	2:00.7	3:00.2

Tokyo emulated Helsinki in having two preliminary rounds, which then became the standard for the event. Britain's Simpson was the fastest in the first round with 3:42.8, while another Briton – Whetton – became the first man to run under 3:40 without being an automatic qualifier. Placing fifth in the first semi, won by Snell in 3:38.8, Whetton had to wait for the second race before making the final as the fastest loser. Burleson won a tight finish in 3:41.5, which saw Wadoux just edge out new star Kipchoke Keino as both ran 3:41.9.

Bernard again led an Olympic final, passing 400m in 58.0 before deciding to abandon the role of sacrificial rabbit. The pace began to dawdle and Davies took over the lead, with laps of 62.5 and 58.8, speeding up slightly from the 1000m point (2:30.3). The race was set up for the kickers – Burleson and Snell. The Kiwi attacked with 250m to go and the race was effectively over. His next 200m took just 25 seconds and his margin into the straight was 6m, which he almost doubled in the last 100m, despite consciously easing down. Behind him Odložil won the sprint for silver, edging Davies and Simpson, with Burleson clearly disconsolate at the superiority of Snell. Like Elliott before him, Snell had won the only major 1500m championship in which he took part.

Mexico City, 20 Oct 1968

				<u>Electrics</u>
1,	Kip Keino	KEN	3:34.9OR	(3:34.91)
2,	Jim Ryun	USA	3:37.8	(3:37.89)
3,	Bodo Tümmmler	FRG	3:39.0	(3:39.08)
4,	Harald Norpoth	FRG	3:42.5	(3:42.57)
5,	John Whetton	GBR	3:43.8	(3:43.90)
6,	Jacques Boxberger	FRA	3:46.6	(3:46.65)
7,	Henryk Szordykowski	POL	3:46.6	(3:46.69)
8,	Josef Odložil	CZE	TCH 3:48.6	(3:48.69)

(Competitors: 54; Countries: 37; Finalists: 12)

Splits	400m	800m	1200m
Keino	56.6	1:55.3	2:53.4
Ryun	58.5	1:58.5	2:56.0
Tümmmler	56.8	1:56.8	2:55.4
Norpoth	56.4	1:57.0	2:55.8
Whetton	57.2	1:57.2	2:55.6

In 1964, Jim Ryun had been an Olympic semi-finalist at the age of 17, and had gone on to break Elliott's world record of 3:35.6 by 2.5 seconds in 1967. But the effects of altitude and a bout of glandular fever made him no more than co-favourite with Keino. Ryun was fastest in both the heats (3:45.7) and the more tactical semi-finals (3:51.2).

Only the Kenyans believed a fast run could be achieved at altitude, and Jipcho set the pace in the final, running the first 100m in 13.5 and continuing to 400m in 56.0 with Keino in contact (56.6) and Ryun (58.5) waiting for the Kenyans to come back to him. Keino shortly moved ahead and reached 800m in 1:55.3, with Ryun now more than 20m back (1:58.5). Keino managed a slightly quicker third lap (58.1) while Ryun anxiously began to recoup a little of the deficit with a 57.5 lap. In the meantime, Tümmmler had maintained second place, 10m behind the flying Kenyan, with Norpoth and Whetton in close attendance. Ryun got past Tümmmler with 150m to go, but never had a chance of catching Keino. He eased off in the last 50m, assured of silver. Ahead, Keino was running four seconds faster than was thought possible at altitude, and his Olympic record was the number two performance of all-time.

Munich, 10 Sep 1972

1,	Pekka Vasala	FIN	3:36.33
2,	Kip Keino	KEN	3:36.81
3,	Rod Dixon	NZL	3:37.46
4,	Mike Boit	KEN	3:38.41
5,	Brendan Foster	GBR	3:39.02
6,	Herman Mignon	BEL	3:39.05
7,	Paul-Heinz Wellmann	FRG	3:40.08
8,	Vladimir Panteley	UKR	3:40.24

(Competitors: 66; Countries: 46; Finalists: 10)

Splits	400m	800m	1200m
Vasala	61.7	2:01.6	2:56.7
Keino	62.1	2:01.4	2:56.5
Dixon	61.8	2:01.5	2:57.1
Boit	61.9	2:01.8	2:57.3
Foster	61.4	2:01.9	2:57.5

Keino and Ryun were placed in the same heat, a result of the seeding committee taking Ryun's mile best of 3:52.8 and accepting it as a 1500m time. This error was compounded by Ryun falling over after a collision with a Ghanaian runner. He failed to make the semi-finals as an appeal was rejected. Keino had won the heat in 3:39.97, the fastest of the day, just ahead of Dixon. The semi-finals began as tactical affairs, with wins for Boit (3:41.34) and Keino (3:41.15) before Francesco Arese (ITA) set a sensibly quicker pace in the third race, passing 400m in 57.7 before tailing off in the closing stages. Dixon and Vasala ran 3:37.91 ahead of Foster's UK record of 3:38.20. The major casualty of the semis was another American, the 800m winner Dave Wottle, who was fourth in the first heat.

In the final, Foster led the field through a slow lap of 61.5, and Keino came up from eighth place after 400m to take the lead 200m later. Keino wound up the pace, and the field stretched out in single file, with Vasala right behind the Kenyan, and Foster holding on in third place. Keino's third lap was covered in 55.3. Boit and Dixon moved past Foster with 300m to go, as Keino continued to push the pace. Vasala went to Keino's shoulder as they came off the final bend, and powered past with 50m to go, winning by 4m, with Dixon passing Boit and closing on Keino in the finishing straight. Vasala's final lap had taken 53.4 seconds, and his last 800m was clocked in 1:48.8.

Montreal, 31 Jul 1976

1,	John Walker	NZL	3:39.17
2,	Ivo Van Damme	BEL	3:39.27

3,	Paul-Heinz Wellmann	FRG	3:39.33
4,	Eamonn Coghlan	IRL	3:39.51
5,	Frank Clement	GBR	3:39.65
6,	Rick Wohlhuter	USA	3:40.64
7,	Dave Moorcroft	GBR	3:40.94
8,	Graham Crouch	AUS	3:41.80

(Competitors: 42; Countries: 28; Finalists: 9)

Splits	400m	800m	1200m
Walker	62.7	2:03.3	3:01.4
Van Damme	63.4	2:03.7	3:01.8
Wellmann	63.2	2:03.5	3:02.0
Coghlan	62.5	2:03.2	3:01.3
Clement	62.7	2:03.6	3:01.9
Wohlhuter	63.0	2:03.5	3:01.7

The final should have been a battle between world record holder Filbert Bayi (TAN) and John Walker, the Mile record holder. However, the anti-apartheid boycott took care of that, leaving Walker a big favourite. The New Zealander won his first round heat in a startling 3:36.87, with Britons Clement (3:37.53) and Steve Ovett (3:37.89) the next fastest. Walker won his semi-final in 3:39.65, while Coghlan won the other semi in 3:38.60 ahead of Wohlhuter (3:38.71), both winners running 53 for their last laps. All told, 25 clockings of sub-3:40 were achieved in the preliminary rounds (1972 had six similar marks).

The field was frightened of Walker – and seemed to be aiming for silver rather than trying to win the final. The race started slowly with the first 400m in 62.48, followed by laps of 60.67 and 58.08. From 800m Coghlan was in the lead, and at 1200m Walker, like Lovelock before him, struck. His next 100m was covered in 12.5, with Coghlan, Wohlhuter and Crouch in the slipstream; the pace was upped to 12.2 for the next 100m, and 800m silver medallist Van Damme moved from fifth to second. The last 100m was the survival of the strongest, and Walker reached the sanctuary of the tape under a metre clear of Van Damme, with Wellman finishing fast to edge Coghlan for the bronze medal. Walker's last 400m was completed in 52.7, and his last 800m in 1:51.0.

Moscow, 1 Aug 1980

1,	Sebastian Coe	GBR	3:38.40
2,	Jürgen Straub	GDR	3:38.80
3,	Steve Ovett	GBR	3:38.99
4,	Andreas Busse	GDR	3:40.17
5,	Vittorio Fontanella	ITA	3:40.37
6,	Josef Plachý	CZE	3:40.66
7,	José Marajo	FRA	3:41.48
8,	Steve Cram	GBR	3:41.98

(Competitors: 40; Countries: 29; Finalists: 9)

Splits	400m	800m	1200m
Coe	61.7	2:04.9	2:59.5
Straub	61.6	2:04.9	2:59.1
Ovett	61.8	2:04.9	2:59.7
Busse	61.9	2:05.2	3:00.0
Fontanella	61.9	2:05.0	3:00.2
Plachý	62.4	2:05.7	3:01.3

Ovett recorded the fastest Olympic heat time ever – 3:36.80 – in the first round, and Coe won the second semi-final in 3:39.34. There were no other races under 3:40 and the final shaped up as a return duel following Ovett's 800m win.

Straub set the pace in the final, not quite as slow as in Montreal, but here the pace slowed in the second lap. Just after 800m the East German made a bold move. Coe reacted quickest and at the bell, reached by Straub in 2:45.9, Coe was just 0.3 seconds in arrears. Ovett was a further 2m back, with Busse and Fontanella just behind. As Straub accelerated down the back straight only Coe and Ovett could stay with him. Coe zipped by Straub as they came into the straight and his last 100m, run in 12.1 was too strong for the other two. Straub richly deserved his silver medal for making a great – if not world record-paced – race, as Ovett gave up in the last 10m. Coe's last 800m was a

fine 1:49.2, while Ovett's defeat was his first loss over 1500m or Mile final for more than three years – a run of 41 victories.

Los Angeles, 11 Aug 1984

1,	Sebastian Coe	GBR	3:32.53 ^{OR}
2,	Steve Cram	GBR	3:33.40
3,	José Manuel Abascal	ESP	3:34.30
4,	Joseph Chesire	KEN	3:34.52
5,	Jim Spivey	USA	3:36.07
6,	Peter Wirz	SUI	3:36.97
7,	Andrés Vera	ESP	3:37.02
8,	Omer Khalifa	SUD	3:37.11

(Competitors: 59; Countries: 40; Finalists: 12)

Splits	400m	800m	1200m
Coe	59.0	1:56.9	2:53.3
Cram	59.2	1:57.3	2:53.6
Abascal	59.3	1:57.1	2:53.2
Cheshire	58.9	1:57.6	2:54.1
Spivey	59.4	1:57.7	2:54.3
Wirz	59.5	1:58.0	2:55.8

With Coe, Cram and Ovett, Britain was in the unique position of fielding the Olympic and World Champions and the World record holder – all different athletes. Coe was the least likely to make the team after serious illness in 1983 and defeat by Peter Elliott at the AAA Championships, but his form then picked up. Abascal was the fastest in both the heats (3:37.68) and semis (3:35.70). Cram won the slower semi-final in 3:36.30, and Khalifa's 3:36.76 in fifth in that race was the slowest qualifying time, leaving Uwe Becker (3:37.28) and Stefano Mei (3:37.96) out in the cold.

Khalifa led for the first lap in the final, just ahead of Chesire. Scott took over shortly after and led to 900m, when Abascal, a tempo runner without a big kick, took over and wound up the pace. At 1100m Abascal (2:39.1) led by 2m from Coe (2:39.3), with Cram (2:39.6) and Ovett (2:39.8) just behind. Ovett dropped out shortly after, succumbing to the breathing problems which had plagued him in Los Angeles. Cram attempted to pass Coe with 200m to go, but the reigning champion smoothly accelerated and surged past Abascal. Coe ran his last three 100m in 13.3, 13.0 and 12.9 to cross the line 7m clear before shaking his fist in triumph ... winning the race and silencing his critics in the British press.

Seoul, 1 Oct 1988

				<u>Last 300m</u>
1,	Peter Rono	KEN	3:35.96	39.27
2,	Peter Elliott	GBR	3:36.15	39.33
3,	Jens-Peter Herold	GDR	3:36.21	39.13
4,	Steve Cram	GBR	3:36.24	39.19
5,	Steve Scott	USA	3:36.99	39.86
6,	Han Kulker	NED	3:37.08	39.79
7,	Kipkoech Cheruiyot	KEN	3:37.94	40.59
8,	Marcus O'Sullivan	IRL	3:38.39	41.04

(Competitors: 59; Countries: 46; Finalists: 12)

Splits	400m	800m	1200m
Rono	60.71	2:00.31	2:56.69
Elliott	59.86	2:00.39	2:56.82
Herold	60.20	2:00.70	2:57.08
Cram	59.86	2:00.61	2:57.05
Scott	60.08	2:00.97	2:57.13
Kulker	60.04	2:00.93	2:57.29
Cheruiyot	60.79	2:01.39	2:57.35
O'Sullivan	59.65	2:00.77	2:57.65

Coe almost made his third successive team, but his form was not quite good enough, while Cram did gain a third Olympic selection, and became the only man in Olympic history to qualify for three finals in the event. World record holder Saïd Aouita did not start his semi-final, due to a hamstring injury. Rono was the fastest (3:37.65) in the heats,

and followed Scott (3:38.20) with 3:38.29 in the marginally slower of the two semis, the other being won by Cheruiyot in 3:38.09 ahead of Cram and Elliott.

O'Sullivan led at 400m in the final in a cautious 59.7, and the pace slowed to 2:00.3 at 800m, with Rono taking over the lead at 700m. The pace picked up in the third lap with a 56.4 circuit, and the kickers – Cram, Elliott and Herold – gathered. To no avail, as Rono, reminiscent of Lasse Viren, refused to let anyone past throughout a last lap of 52.9 seconds. He won by one and a half metres from Elliott, with less than a metre separating second from fourth. All three medallists were called Peter.

Barcelona, 8 Aug 1992

1,	Fermín Cacho	ESP	3:40.12
2,	Rachid El Basir	MAR	3:40.62
3,	Mohamed Suleiman	QAT	3:40.69
4,	Joseph Chesire	KEN	3:41.12
5,	Jonah Birir	KEN	3:41.27
6,	Jens-Peter Herold	GER	3:41.53
7,	Noureddine Morceli	ALG	3:41.70
8,	Jim Spivey	USA	3:41.74

(Competitors: 51; Countries: 40; Finalists: 12)

Splits	400m	800m	1200m
Cheshire	62.3	2:04.8	3:02.6

Twenty men ran quicker than 3:40 in the first round as only one heat saw a race slower than that level. Kibet was the fastest heat winner – 3:36.32, while Chesire won the slow race – 3:44.06. Morceli, the big favourite, won the first semi in 3:39.22 with a 53.0 last lap, while Suleiman won the other heat in a startling 3:34.77 – the fastest preliminary race ever – ahead of Cacho, 3:34.91. Again, no-one wanted to set the pace in the final, so Chesire found himself in the lead, and took the field though three laps, passing the bell in 2:49.7. Cacho was third, and Morceli, not fully recovered from an early season injury, buried in the pack. He didn't react when Cacho made his move. With 250m to go a gap opened on the inside and Cacho darted through it and was never headed. Leading Chesire by a metre off the final bend he eventually won by 4m despite looking round six times. His last lap was a scintillating 50.3

Atlanta, 3 Aug 1996

				<u>Last 300m</u>
1,	Noureddine Morceli	ALG	3:35.78	40.66
2,	Fermín Cacho	ESP	3:36.40	40.79
3,	Stephen Kipkorir	KEN	3:36.72	40.79
4,	Laban Rotich	KEN	3:37.39	39.50
5,	William Tanui	KEN	3:37.42	41.12
6,	Abdi Bile	SOM	3:38.03	42.09
7,	Marko Koers	NED	3:38.18	40.99
8,	Ali Hakimi	TUN	3:38.19	41.22

(Competitors: 57; Countries: 37; Finalists: 12)

Splits	400m	800m	1200m
Morceli	61.3	2:01.8	2:55.2
Cacho	61.2	2:01.7	2:56.5
Kipkorir		2:01.6	2:55.9
Rotich		2:02.2	2:57.9
Tanui		2:01.8	2:56.3
Bile		2:01.9	2:56.0
Koers		2:02.7	2:57.2
Hakimi		2:02.5	2:57.0

Rotich opened the event with the then fastest ever first round heat – 3:35.88, while Morceli won the slowest race in 3:41.95. Morceli quickened up in the semi-finals, winning the first race in 3:32.88, the fastest ever semi-final, ahead of Cacho (3:33.12), and leaving Kader Chekhémani (FRA) out of the final despite running 3:34.84. The world

indoor champion El Guerrouj won the second semi-final in 3:35.29.

The final was again a dawdling affair, with laps of 61.0 and 60.0m. At 900m Morceli moved out of the pack mindful of his tactical errors in 1992, and took the lead. Cacho followed the Algerian, and was overtaken for second with 500m to go by El Guerrouj. As they approached the bell El Guerrouj's knee grazed Morceli's right foot and while Morceli stumbled, the Moroccan fell, causing havoc behind as runners leapt to avoid him. Meanwhile Morceli recovered and accelerated away, leading by 10m with 300m to go. Morceli retained 5m of that advantage from the reigning champion, with Kipkorir winning the battle of the Kenyans. El Guerrouj got up to finish last in 3:40.75.

Sydney, 29 Sep 2000

1,	Noah Ngeny	KEN	3:32.07	OR
2,	Hicham El Guerrouj	MAR	3:32.32	
3,	Bernard Lagat	KEN	3:32.44	
4,	Mehdi Baala	FRA	3:34.14	
5,	Kevin Sullivan	CAN	3:35.50	
6,	Daniel Zegeye	ETH	3:36.78	
7,	Andrés Diaz	ESP	3:37.27	
8,	Juan Higuero	ESP	3:38.91	

(Competitors: 41; Countries: 27; Finalists: 12)

Splits	400m	800m	1200m	Last 200m	400m
Ngeny	54.5	1:55.0	2:51.9	26.3	54.2
El Guerrouj	54.3	1:54.9	2:51.67	26.7	54.3
Lagat	54.7	1:55.1	2:52.0	26.5	54.3
Baala	55.2	1:55.2	2:52.1	28.1	55.7

Having fallen in Atlanta at the bell, El Guerrouj had lost just one race over 1500m/Mile in the intervening four years, and was expected to claim the gold medal he richly deserved. Ngeny (3:38.03) was the fastest heat winner, with reigning champion Morceli surprisingly returning from injury to record 3:38.41 behind the Kenyan. El Guerrouj won his heat in 3:38.57 and proceeded to win his semi-final in 3:37.60. Ngeny won the other race (3:39.29) with Morceli last after a collision.

Youssef Baba (MAR) set the pace in the final to help his team-mate, but after running 54.14, he slowed to 1:54.77, allowing the Kenyans and Baala to stay in touch. El Guerrouj then took the third lap lead, running 56.8. The previous year in a dominating win at the World Championships the Moroccan had run 54.4 in the third lap. Ngeny stayed behind El Guerrouj until the finishing straight, when he attacked, finally getting clear with 25m to go. Ngeny last 100m was 12.8, as compared with 13.1 for El Guerrouj, and 12.9 for Lagat.

Three days after his Olympic win, Ngeny's wife gave birth to a daughter who was named Marian Sydney Ngeny.

Athens, 24 Aug 2004

1,	Hicham El Guerrouj	MAR	3:34.18
2,	Bernard Lagat	KEN	3:34.30
3,	Rui Silva	POR	3:34.68
4,	Timothy Kiptanui	KEN	3:35.61
5,	Ivan Heshko	UKR	3:35.82
6,	Michael East	GBR	3:36.33
7,	Reyes Estévez	ESP	3:36.63
8,	Gert-Jan Liefers	NED	3:37.17

(Competitors: 38; Countries: 25; Finalists: 12)

Splits	400m	800m	1200m	Last 200m	400m
El Guerrouj	60.9	2:01.9	2:55.2	26.2	51.9
Lagat	60.7	2:02.1	2:55.4	26.1	51.9
Silva	61.4	2:03.2	2:56.2	25.9	51.3
Kiptanui	60.4	2:02.5	2:56.1	26.4	52.4
Geshko	60.8	2:02.2	2:55.5	27.4	53.2
East	61.2	2:02.5	2:56.7	26.4	52.8
Estévez	61.3	2:02.1	2:55.8	27.7	53.8
Liefers	60.9	2:02.3	2:56.4	27.4	53.9

Since Sydney, El Guerrouj had continued as the world's best but had

slumped to eighth place in Rome on July 2, his first defeat in four years. Even though he attributed this loss to an attack of asthma, many felt that he might be destined never to win Olympic gold. The heats saw the elimination of the top American, Alan Webb and French star Mehdi Baala. El Guerrouj had impressively won his heat in 3:37.86, and a tactical semi-final in 3:40.87. The man who had beaten him two weeks before in Zurich, Lagat, eased through his races in 3:39.80 (despite losing a shoe) and 3:35.84.

No-one wanted to take the pace in the final, and 400m went by in 60.42 before the pace slowed. At 600m Estévez led with El Guerrouj moving to his shoulder. The Moroccan began his push with 800m to go, trailed by Lagat, Wondimu, the Ethiopian teenager, and Heshko. The pace in the penultimate lap was 14.4-13.5-13.7-13.2. El Guerrouj cranked the pace up further, with splits of 12.9 and 12.8. By now, only Lagat was in tow, and Heshko was third with Silva beginning to close up. Lagat stayed on El Guerrouj's shoulder as the two battled over the last 200m, covered in 26.2. Lagat almost drew even with 40m to go, but then slipped back, as both men covered their last 100s in 13.1. Behind them Silva finished fastest of all, making up seven places in the last lap. The last 800 for the three men had taken 1:46.7 (El G and Lagat) and 1:46.3 (Silva). In his third final, El Guerrouj had finally triumphed.

Beijing, 19 Aug 2008

1,	Asbel Kiprop	KEN	3:33.11
2,	Nick Willis	NZL	3:34.16
3,	Mehdi Baala	FRA	3:34.21
4,	Juan Carlos Higuero	ESP	3:34.44
5,	Abdelaati Iguider	MAR	3:34.66
6,	Juan van Deventer	RSA	3:34.77
7,	Belal Mansoor Ali	BRN	3:35.23
8,	Andy Baddeley	GBR	3:35.37

(Competitors: 48; Countries: 30; Finalists: 12)

Splits	400m	800m	1200m	Last 200m	400m
Kiprop	56.5	1:56.1	2:54.1	25.9	52.9
Willis	57.0	1:56.5	2:54.4	26.6	53.7
Baala	57.1	1:56.8	2:54.8	25.8	53.8
Higuero	57.2	1:57.0	2:54.4	26.3	53.9
Iguider	56.9	1:56.6	2:53.9	27.4	54.7
van Deventer	56.8	1:56.3	2:54.2	26.8	54.5
Ali	56.6	1:56.3	2:53.9	28.1	55.3
Baddeley	57.3	1:56.8	2:54.4	27.5	55.3

The heats saw wins by Baala (3:35.87), Kiprop (3:41.28) and van Deventer (3:36.32), before Augustine Choge (KEN) provided a substantially quicker pace in heat four. The race was won by the 2005 double World Champion Rashid Ramzi (BRN). It was his first 1500m of the year, but ominously he uncorked a penultimate 100m of 12.2 to clock 3:32.89, the fastest-ever time in a heat. Kiprop (3:37.04) and Ramzi (3:37.11) won slowly-paced semi-finals, with Sydney and Athens medallist Bernard Lagat the most notable non-qualifier, missing out by 0.03.

Kiprop set the pace in the final, passing 400 in 56.5, with Choge on his shoulder. The two Kenyans continued to lead, passing 800 in 1:56.06, and the bell in 2:40.2. If the intention had been to burn off Ramzi, it was clearly executed incorrectly. The 28 year-old Bahrainian swooped into the lead with 270m to go, and covered the last 300m in 38.9 (with his 14th stretch of 100m in 12.6), holding off the graceful Kiprop by just over a metre in 3:32.94. The Kenyan was quicker than Ramzi in the homestraight (13.1 to 13.2), but lost too much ground in the previous 100m.

Moroccan-born Ramzi became the first athlete from Bahrain ever to place in the top eight of an Olympic event, while Kiprop, at 19 years 50 days became the youngest ever medallist in this event. Willis won the battle for bronze, just holding off the fast-finishing Baala. Or so we thought, until in 2009 a re-test of Ramzi's doping sample revealed traces of CERA, a new generation of the endurance-enhancing hormone EPO. The Bahraini was disqualified, the others upgraded and Kiprop – who did not receive the gold medal until 2011 – became the youngest-ever 1500m champion.

MEN'S 1500 METRES

The Best on Points

16	James Lightbody USA	1904-1, 1906-1
	Sebastian Coe GBR	1980-1, 1984-1
15	Kip Keino KEN	1968-1, 1972-2
	Fermín Cacho ESP	1992-1, 1996-2
	Hicham El Guerrouj MAR	2000-2, 2004-1

Most Finals

3	Steve Cram GBR	1980-8, 1984-2, 1988-4
	Joseph Chesire KEN	1984-4, 1988-11, 1992-4
	El Guerrouj	1996-12, 2000-2, 2004-1

Most Appearances

5	Branko Zorko YUG/IOP/CRO	1988-9h1, 1992-7s1, 1996-9s1, 2000-12h1, 2004-10h3
4	Marcus O'Sullivan IRL	1984-9s2, 1988-8, 1992-8s2, 1996-6h4
3	24 Men	

Placing Table

	G	S	B	4	5	6	7	8	M	Points
GBR	5	6	3	4	6	5	1	4	14	165
USA	3	6	4	5	5	5	3	5	13	161
KEN	4	2	2	5	2	-	1	-	8	93
GER	-	2	4	4	1	2	2	-	6	72
FRA	-	3	2	1	1	2	3	2	5	56
NZL	3	1	2	-	-	-	2	-	6	47
SWE	1	1	1	1	4	-	2	1	3	47
ESP	1	1	1	1	-	-	3	1	3	33
FIN	3	-	1	-	-	-	-	1	4	31
AUS	2	-	1	1	-	-	-	1	3	28
MAR	1	2	-	-	1	-	-	-	3	26
TCH (CZE)	-	1	-	2	-	2	-	2	1	25
CAN	-	-	1	1	2	1	-	-	1	22
ITA	1	-	1	-	1	-	1	-	2	20
IRL	1	-	-	1	-	-	-	1	1	14
SUI	-	1	-	-	-	2	-	-	1	13
HUN	-	-	1	1	-	-	1	-	1	13
NED	-	-	1	-	-	1	1	1	1	12
ALG	1	-	-	-	-	-	1	-	1	10
BEL	-	1	-	-	-	1	-	-	1	10
GRE	-	-	-	-	1	1	1	1	0	10
LUX	1	-	-	-	-	-	-	-	1	8
POR	-	-	1	-	-	-	-	-	1	6
QAT	-	-	1	-	-	-	-	-	1	6
DEN	-	-	-	-	1	-	-	1	0	5
POL	-	-	-	-	-	1	1	-	0	5
ROU	-	-	-	-	1	-	-	-	0	4
UKR	-	-	-	-	1	-	-	-	0	4
AUT	-	-	-	-	-	1	-	-	0	3
ETH	-	-	-	-	-	1	-	-	0	3
RSA	-	-	-	-	-	1	-	-	0	3
SOM	-	-	-	-	-	1	-	-	0	3
BRN	-	-	-	-	-	-	1	-	0	2
SUD	-	-	-	-	-	-	-	1	0	1
TUN	-	-	-	-	-	-	-	1	0	1
URS (UKR)	-	-	-	-	-	-	-	1	0	1
Totals	27	27	27	27	27	27	24	24	81	963

Breakdown of GBR placings:

GBR	5	5	3	4	5	5	1	4	13	154
IRL	-	1	-	-	1	-	-	-	1	11
Totals	5	6	3	4	6	5	1	4	14	165

Breakdown of GER placings:

GER	-	1	1	2	1	2	1	-	2	35
FRG	-	-	2	1	-	-	1	-	2	19
GDR	-	1	1	1	-	-	-	-	2	18
Totals	-	2	4	4	1	2	2	-	6	72

5000 Metres

Athens 1896 to London 1908: not held. A 5000m team race was held in 1900, see discontinued events

Stockholm, 10 Jul 1912

1,	Hannes Kolehmainen	FIN	14:36.6WR
2,	Jean Bouin	FRA	14:36.7

3,	George Hutson	GBR	15:07.6
4,	George Bonhag	USA	15:09.8
5,	Tell Berna	USA	15:10.0
6,	Mauritz Karlsson	SWE	15:18.6
7,	Henry Scott	USA	
8,	Alex Decoteau	CAN	

(Competitors: 31; Countries: 10; Finalists: 11)

Kolehmainen had run three races in three days prior to the 5000m final – a heat and final over m, and a 5000m heat in 15:34.6. Bouin had run 15:05.0 in his heat – less than four seconds slower than the best on record for the event. Kolehmainen went to the front from the gun, and with a brief interruption from Bonhag, led to 1500m. Bouin then took over and with Kolehmainen lurking on his shoulder, drew away from the rest of the field. French journalists timed the leaders in 4:17 at 1500m, 5:47 (2000m), 7:17 (2500m), 8:46 (3000m) and an unofficial world's best of 14:07.2 at 3 miles, more than 10 seconds faster than Alfred Shrubbs' world record of 14:17.6. Bouin was never more than 4m ahead of the Finn, who closed from 2m back on the last bend, to finally overtake the valiant Frenchman with 20m to go, winning by barely half a metre. The time of 14:36.6 was not only the first mark under 15 minutes over 5000m, but the inaugural accepted world record.

Antwerp, 17 Aug 1920

1,	Joseph Guillemot	FRA	14:55.6
2,	Paavo Nurmi	FIN	15:00.0
3,	Eric Backman	SWE	15:13.0e
4,	Teodor Koskenniemi	FIN	15:17.0e
5,	Joe Blewitt	GBR	15:19.0e
6,	William Seagrove	GBR	15:21.0e
7,	Carlo Speroni	ITA	
8,	Alfred Nichols	GBR	

(Competitors: 38; Countries: 16; Finalists: 16)

Rudolf Falk (SWE), who would finish 11th in the final, was the fastest heat winner in 15:17.8, with Blewitt running 15:19.8 as the next fastest winner. Nurmi ran 15:33 in the third heat behind Speroni (15:27.6), while Guillemot won the final heat, also in 15:33.0.

The final started at 15:15 in the presence of King Albert I. Nurmi took the lead after 1000m, and led until the last lap, passing 3000m in 8:43 on the way. Guillemot stayed close behind Nurmi, confident in his ability to outsprint the Finn, and cut loose with 200m to go, as Nurmi turned to see where the Frenchman was placed. Guillemot left Nurmi 25m behind, and noted later that "I was carried in triumph by the Finns on their shoulders." The Frenchman was remarkable for two things – his heart was on the right hand side of his body, and he was an habitual cigarette smoker.

Paris, 10 Jul 1924

1,	Paavo Nurmi	FIN	14:31.2OR
2,	Ville Ritola	FIN	14:31.4
3,	Edvin Wide	SWE	15:01.8
4,	John Romig	USA	15:12.3e
5,	Eino Seppälä	FIN	15:18.3e
6,	Charles Clibbon	GBR	15:28.9e
7,	Lucien Dolquès	FRA	15:33.0e
8,	Axel Eriksson	SWE	15:38.0e

(Competitors: 38; Countries: 21; Finalists: 12)

The heats were won by Eino Rastas (FIN) 15:22.2, Nurmi 15:28.6 and Romig 15:14.6, but the question was whether Nurmi could double up and win his second gold medal of the afternoon, 42 minutes after the 1500m. Wide set a stiff pace, passing 500m in 1:19.6 and 1000m in 2:46.4, before slowing to 5:43.6 at 2000m. Ritola was the only one initially to follow Wide's pace, but by 2000m Nurmi had caught up. At

halfway the time was 7:14, with a gap to Dolques and Seppälä of 15 seconds. Ritola led at 3000 in 8:42.6, and Wide began to fall back. The gap was five seconds at 3500m and 14 seconds with a kilometre to go, reached in 11:38.8 by Nurmi. Nurmi's last 500m lap was covered in 1:24.2 with the final 400m in 66.4, and he repulsed Ritola's attack in the home straight with ease, despite the official margin of 0.2 seconds. Wide was an isolated third, while Romig finished fast to win a tough battle with Seppälä for fourth. The excellent Finnish book "Olympialaiset" gives 15:29.8 for Dolques. All told Nurmi had seven races in six days in Paris, winning all of them and dominating the '24 Games in a way that no-one has ever fully matched.

Amsterdam, 3 Aug 1928

1,	Ville Ritola	FIN	14:38.0
2,	Paavo Nurmi	FIN	14:41.0e
3,	Edvin Wide	SWE	14:41.2e
4,	Leo Lermond	USA	14:50.0e
5,	Ragnar Magnusson	SWE	14:59.6e
6,	Armas Kinnunen	FIN	15:02.0e
7,	Stanislavs Petkevičs	LAT	
8,	Herbert Johnston	GBR	

(Competitors: 36; Countries: 17; Finalists: 12)

First place times in the three heats ranged from 15:02.6 to 15:07.4, Lermond being the fastest winner. Four Finns qualified for the final, but Eino Purje, bronze medallist in the 1500m the day before, was never a factor due to a knee injury. Nurmi led through two laps in 2:20.0, and 1500m in 4:17.0. After reaching 2000m in 5:46.5, Nurmi was passed by Ritola. Reportedly, Nurmi was suffering hip pains after falling in the water jump during the steeplechase heats two days earlier. In touch with the two Finns at 3000m, reached in 8:43.0, were Macauley Smith (USA), Wide and Lermond, with Kinnunen and Magnusson beginning to struggle to keep pace. Smith dropped back shortly after, eventually finishing 10th, while Ritola and Nurmi pulled away from Wide with 600m to go. Ritola ran away from Nurmi on the last bend and won by 15m, with Nurmi powerless to counteract his great rival's finish.

The unusually fatigued Nurmi looked round half a dozen times in the finishing straight to ensure that he could stay ahead of Wide.

Los Angeles, 5 Aug 1932

1,	Lauri Lehtinen	FIN	14:30.0OR	<u>Electrics</u> (14:29.91)
2,	Ralph Hill	USA	14:30.0	(14:29.98)
3,	Lauri Virtanen	FIN	14:44.0	
4,	John Savidan	NZL	14:49.6	
5,	Jean-Gunnar Lindgren	SWE	14:54.7	
6,	Max Syring	GER	14:59.0	
7,	Alec Burns	GBR	15:04.4e	
8,	Daniel Dean	USA	15:08.5e	

(Competitors: 18; Countries: 11; Finalists: 14)

Hill won the first heat in 14:59.6, just ahead of Lehtinen (14:59.8), a result which would seem ironic three days later. Burns took the slower heat in 15:25.8 by 8m from Paul Rekers (USA) 15:27.0. Virtanen and Lehtinen set the pace in the final. Lehtinen ran a formidable 63 for the first lap, with Virtanen passing 800m in 2:12 and 1000m in 2:47.5, while Lehtinen led at 1500m in 4:15, with the field following in single file. Virtanen passed 2000m (5:45) with Savidan, Syring, Lindgren and Hill the closest pursuers. Halfway was reached in 7:14, and Virtanen led at 3000m in 8:39. Lehtinen, the world record holder, then took over, passing 4000m in 11:36, with Virtanen dropping back shortly after.

Hill stayed in contact, and at the bell (13:20.8) was just behind Lehtinen. Coming into the finishing straight Hill moved up to overtake the Finn on the outside, but Lehtinen veered out, and Hill then moved to the inside, but Lehtinen moved across and the two crossed the line with Hill hemmed in and 30cm behind. The crowd booed heartily, until

the announcer Bill Henry, stated with dignity "Ladies and gentlemen, please remember these people are our guests." The following day Lehtinen made amends with the crowd by trying to pull Hill up onto the top place on the victory podium and then pinning a small Finnish flag on Hill's shirt. Hill himself said "Lehtinen did get in my way, but I think he still had [enough] reserves left that he would have won in any case", and film of the race seems to confirm this view.

Berlin, 7 Aug 1936

1,	Gunnar Höckert	FIN	14:22.2OR
2,	Lauri Lehtinen	FIN	14:25.8
3,	Henry Jonsson (Kälärne)	SWE	14:29.0
4,	Kohei Murakoso	JPN	14:30.0
5,	Józef Noji	POL	14:33.4
6,	Ilmari Salminen	FIN	14:39.8
7,	Umberto Cerati	ITA	14:44.4
8,	Louis Zamperini	USA	14:46.8

(Competitors: 41; Countries: 23; Finalists: 15)

Höckert and Salminen, who had finished 1-2 in the Finnish trials with 14:30.8, were favourites, along with reigning champion Lehtinen (14:31.9 three weeks before the Games). Jonsson was the fastest in the heats with 14:54.0 ahead of Murakoso (14:56.0). Murakoso was the principal pacemaker, passing 1000m in 2:49, before slowing to 5:46 at 2000m – with a brief interruption by Don Lash (USA), and the occasional foray by Salminen and Lehtinen.

Murakoso passed 3000m in 8:40 and was overtaken by Höckert shortly before the 4000m point, reached in 11:37.6 with just his countrymen, plus Murakoso and Jonsson for company. Salminen fell with two laps to go and Höckert made a break. Only Lehtinen was able to react, but had to give way with 300m to go. The youngest (26) of the three Finns won easily, looking capable of running under 14:20 if necessary, and Lehtinen was a solid second, with Jonsson beating Murakoso for third.

London, 2 Aug 1948

1,	Gaston Reiff	BEL	14:17.6OR
2,	Emil Zátopek	CZE	TCH 14:17.8
3,	Willem Slijkhuis	NED	14:26.8
4,	Erik Ahldén	SWE	14:28.6
5,	Bertil Albertsson	SWE	14:39.0
6,	Curtis Stone	USA	14:39.4
7,	Väinö Koskela	FIN	14:41.0e
8,	Väinö Mäkelä	FIN	14:43.0e

(Competitors: 33; Countries: 20; Finalists: 12)

	<u>Differential</u>
Reiff	0.00
Zátopek	0.26 behind

Zátopek (14:10.0), Ahldén (14:13.2) and Reiff (14:14.2) were the only men to have run quicker than 14:20 in 1948. Ahldén duly won the quickest heat in 14:34.2 ahead of Zátopek, while Slijkhuis (15:06.8) and Nyberg (14:58.2) – the '46 European silver and bronze medallists – won the other heats.

Zátopek took the lead from the gun in the final, running through puddles to 3000m in 8:33 (after kilometre splits of 2:48 and 5:38). At this point only Reiff, Ahldén and Slijkhuis were in touch, but the situation changed in the ninth lap as Reiff took the lead, and opened up a gap of 5m at 4000m (11:25), which widened to 30m with a lap to go. With 300m remaining Zátopek bolted after Reiff, quickly passing Slijkhuis, and narrowed the gap rapidly. Reiff looked back with 30m to go as the Czech closed in, and desperately quickened his pace, just reaching the tape ahead of Zátopek after a last lap in 69.6. "The finishing straight was the hardest of my sporting career," Reiff later said; it was also the first ever gold medal in athletics for Belgium.

Helsinki, 24 Jul 1952

<u>Electrics</u>				
1,	Emil Zátopek CZE	TCH	14:06.6OR	(14:06.72)
2,	Alain Mimoun	FRA	14:07.4	(14:07.58)
3,	Herbert Schade	GER/FRG	14:08.6	(14:08.80)
4,	Gordon Pirie	GBR	14:18.0	(14:18.31)
5,	Chris Chataway	GBR	14:18.0	(14:18.38)
6,	Les Perry	AUS	14:23.6	(14:23.16)
7,	Ernö Béres	HUN	14:24.8	
8,	Åke Andersson	SWE	14:26.0	

(Competitors: 45; Countries: 24; Finalists: 15)

Schade set an Olympic record of 14:15.4 in the second heat, after Mimoun won the first in 14:19.0. Zátopek finished third in 14:26.0 in the final heat, won by Aleksandr Anufriyev (URS – 14:23.8), with the Czech adding to his popularity with the crowd by chatting with the other qualifiers making it clear that they should not exert themselves too much.

Chataway led for the first lap (65.8) in the final, and then Schade went to the front, passing 1000m in 2:47 and 2000m in 5:37.4, and leading through 3000m in 8:30.4 and 4000m in 11:24.8 with Zátopek interposing himself at the front during the sixth and ninth laps. At this point Reiff, Pirie, Chataway and Mimoun were in the leading pack, but Reiff then dropped out. As the pace increased Pirie had to give way. Zátopek led at the bell, but shortly afterwards Chataway went to the front, with Schade and Mimoun in hot pursuit. Zátopek responded by sprinting like a maniac, passing his rivals on the outside halfway round the final curve, with the drama heightened further by Chataway falling on the curb at the same instant. Zátopek won by 5m with the fastest last lap of his career – 57.9, from his great rival and friend Mimoun, with Schade third. Chataway picked himself up and finished in fifth place, caught by Pirie on the line.

Melbourne, 28 Nov 1956

<u>Electrics</u>				
1,	Vladimir Kuts RUS	URS	13:39.6OR	(13:39.86)
2,	Gordon Pirie	GBR	13:50.6	(13:50.78)
3,	Derek Ibbotson	GBR	13:54.4	(13:54.60)
4,	Miklós Szabó	HUN	14:03.4	(14:03.38)
5,	Albie Thomas	AUS	14:04.6	(14:05.03)
6,	László Tábori	HUN	14:09.8	(14:09.99)
7,	Nyandika Maiyoro	KEN	14:19.0	(14:18.99)
8,	Thyge Thøgersen	DEN	14:21.0	(14:21.81)

(Competitors: 23; Countries: 13; Finalists: 14)

The heats saw three wins for English speaking athletes – Pirie 14:25.69, Al Lawrence (AUS) 14:14.67, and Thomas 14:14.41. Kuts, the Ukrainian-born Russian, showed his cards immediately in the final. He rushed through 200m in 30.6, 400m in 62.2, continuing on to kilometre splits of 2:40.1, 5:26.2 and 8:11.2. By this time only the three Britons were in contact, with a 40m gap to Thomas. Chataway fell back in the ninth lap, a victim of stomach cramps, and Kuts scoured through 4000m in 10:57.4 with a 10m lead over Ibbotson and Pirie. By the bell he was 45m ahead and a last lap of 62.2 brought him home 65m clear of Pirie, who at last won an Olympic medal. Kuts's winning margin was nearly three times the previous largest victory (Guillemot – 4.6 seconds in 1920), and remains as the most dominant piece of 5000m running in Olympic history.

Rome, 2 Sep 1960

<u>Electrics</u>				
1,	Murray Halberg	NZL	13:43.4	(13:43.76)
2,	Hans Grodotzki	GER/GDR	13:44.6	(13:45.01)
3,	Kazimierz Zimny	POL	13:44.8	(13:45.09)

4,	Friedrich Janke	GER/GDR	13:46.8	(13:47.14)
5,	Dave Power	AUS	13:51.8	(13:52.38)
6,	Nyandika Maiyoro	KEN	13:52.8	(13:53.25)
7,	Michel Bernard	FRA	14:04.2	(14:04.68)
8,	Horst Flosbach	GER/FRG	14:06.6	(14:07.03)

(Competitors: 48; Countries: 31; Finalists: 12)

Heat winners Grodotzki (14:01.2), Flosbach (14:08.4) and Janke (14:04.4) showed that the Germans were ready for Rome – in comparison the highly regarded British trio of Pirie, Tulloh and Salvat all failed to qualify. The remaining heat was won by Power (14:03.0).

Zimny was the leader through the first eight laps of the final, with Thomas making brief forays into the lead. The race, which started quickly, soon slowed, with kilometre splits of 2:41.1, 5:28.2 and 8:19.3. Dave Power then took over, and passed 3600m in 10:00.6. Unexpectedly, Halberg then struck, and none of the others believed the break was serious. After the gap reached 12m, Grodotzki tried to reduce the margin, but instead it kept widening – to nearly 20m after a lap covered in 61.1, with Halberg's 4000m split being 11:01.7. Halberg, a dramatic figure clad in the black of New Zealand and with a partially withered left arm from a rugby accident, maintained the lead for another lap (64.1), but it then shrunk by 5m in the next 200, with the leader's time at the bell being 12:39.7. Halberg held on with a last lap of 64.1 while Grodotzki ran 62.9 to edge Zimny, the fastest finisher, by less than a metre.

Tokyo, 18 Oct 1964

1,	Bob Schul	USA	13:48.8	
2,	Harald Norpoth	GER/FRG	13:49.6	
3,	Bill Dellinger	USA	13:49.8	
4,	Michel Jazy	FRA	13:49.8	
5,	Kip Keino	KEN	13:50.4	
6,	Bill Baillie	NZL	13:51.0	
7,	Nikolay Dutoy	RUS	13:53.8	
8,	Thor Helland	NOR	13:57.0	

(Competitors: 48; Countries: 29; Finalists: 12)

For the first time since 1948, the final was run in a heavy storm. The pace was jerky, with Ron Clarke trying to disrupt the others. After kilometres of 2:50.2 and 2:49.2, Clarke kicked in a 62.5 lap opening up a gap, and then wasted the lead with a 70.6 lap. Clarke passed 3000m in 8:22.2 and 4000m in 11:15.8, with only Mike Wiggs (GBR), who had won his heat in 13:51.0, tailing off the pace. Dellinger moved past Clarke with 600m to go, and then Jazy sped past just after the bell, and built up a 10m lead on the backstraight. Schul then started to sprint and zipped past the Frenchman off the final curve and won by 6m after a last lap of 54.8 (last 300 in 38.7). Jazy was edged out of a medal spot by veteran Dellinger, while Clarke finished ninth in 13:58.0, nearly 10 seconds slower than his heat time (13:48.4).

Mexico City, 17 Oct 1968

<u>Electrics</u>				
1,	Mohamed Gammoudi	TUN	14:05.0	(14:05.01)
2,	Kip Keino	KEN	14:05.2	(14:05.16)
3,	Naftali Temu	KEN	14:06.4	(14:06.41)
4,	Juan Martínez	MEX	14:10.8	(14:10.76)
5,	Ron Clarke	AUS	14:12.4	(14:12.45)
6,	Wohib Masresha	ETH	14:17.6	(14:17.70)
7,	Nikolay Sviridov	RUS	14:18.4	(14:18.40)
8,	Fikru Deguefu	ETH	14:19.0	(14:18.98)

(Competitors: 38; Countries: 25; Finalists: 13)

The altitude had its effect in the heats with Jean Wadoux (FRA) the only man to break 14:20 (14:19.8). Gammoudi led for the first lap

(72.0) and was succeeded by Clarke, who took the field through 1000m in 2:53.6, then 2000m in 5:44.0. Keino, the favourite, then led for 600m slowing the pace, with Sviridov leading past 3000m (8:38.8) until 3800m, where Clarke took over until 4000m (11:30.8). By then Norpoth, silver medallist in Tokyo, had dropped out with stomach problems. Gammoudi went to the front just after 4000m, and held the lead from then on, with his last three 200m segments increasingly quicker: 32.2, 28.0 and 26.8. Both Temu and then Keino tried to pass, but were repulsed every time by the Tunisian lowlander. Gammoudi had started running in 1959 and won the Mediterranean Games 5000m & m titles in 1963 before graduating to the world stage in Tokyo; he remains the only Tunisian ever to have won an Olympic athletics medal.

Munich, 10 Sep 1972

1,	Lasse Viren	FIN	13:26.42OR
2,	Mohamed Gammoudi	TUN	13:27.33
3,	Ian Stewart	GBR	13:27.61
4,	Steve Prefontaine	USA	13:28.25
5,	Emiel Puttemans	BEL	13:30.82
6,	Harald Norpoth	FRG	13:32.58
7,	Per Halle	NOR	13:34.38
8,	Nikolay Sviridov	RUS	13:39.31

(Competitors: 61; Countries: 35; Finalists: 13)

Puttemans, the last to finish in the Mexico final, was the fastest heat winner with an Olympic record 13:31.8. No-one wanted the lead in the final, as a 69.6 opening lap showed. Sviridov picked up the pace, but it was still slow to 3000m; 2:46.4, 5:32.6 and 8:20.2. At 3400m, Prefontaine took over and the race was on. Laps of 62.8, 61.0 and 60.4 lost all but Gammoudi and Viren, with the Finn taking over just before the bell, while Puttemans and Stewart were struggling to maintain contact. Viren held off Gammoudi down the back straight and was 7m clear by the finish. Behind him Stewart finished powerfully to pass the stumbling Prefontaine 20m from the finish and just failed to catch Gammoudi. Viren's last 400m was covered in 56.0, and his last 2Km in 5:06.0, faster than the Finnish record for the event.

Montreal, 30 Jul 1976

1,	Lasse Viren	FIN	13:24.76
2,	Dick Quax	NZL	13:25.16
3,	Klaus Hildenbrand	FRG	13:25.38
4,	Rod Dixon	NZL	13:25.50
5,	Brendan Foster	GBR	13:26.19
6,	Willy Polleunis	BEL	13:26.99
7,	Ian Stewart	GBR	13:27.65
8,	Aniceto Simoes	POR	13:29.38

(Competitors: 36; Countries: 23; Finalists: 14)

Foster set an Olympic record of 13:20.34 in the final heat, where Lasse Orimus (FIN) ran a fine 13:23.43 in seventh place – seven seconds faster than the winner of the next fastest heat – but didn't make the final.

Foster ran 2:41.5 and 5:26.5 for the first two kilometres in the final, and Viren then moved to the front and slowed up the pace. Quax led at 3000m (8:15.5). After a further 800m, Viren took over with laps of 62.9 and 63.0 with a pack of seven following him through the bell. With much faster finishers like Quax and Dixon trailing the Finn, it seemed incomprehensible that Viren could hold off the field, but he did, with a last lap of 55.4. Viren became the only man ever to win a double-double, the 5000m & m golds in successive Olympics. The New Zealanders both made statements afterwards to the effect that Viren had won because of "blood doping", Viren's enigmatic response to such statements was "how can you confirm that?"

Moscow, 1 Aug 1980

1,	Miruts Yifter	ETH	13:20.91
2,	Suleiman Nyambui	TAN	13:21.60
3,	Kaarlo Maaninka	FIN	13:22.00
4,	Eamonn Coghlan	IRL	13:22.74
5,	Markus Ryffel	SUI	13:23.03
6,	Dietmar Millionig	AUT	13:23.25
7,	John Treacy	IRL	13:23.62
8,	Aleksandr Fedotkin	URS	13:24.10

(Competitors: 35; Countries: 22; Finalists: 12)

Despite there being fewer athletes than in 1976, an extra round was run. The three heats were won in the 13:42-45 range, and the semis were taken by Ethiopians Yohannes Mohammed (13:39.40) and Mohammed Kedir (13:28.54). Of possible medal winners, only Thomas Wessinghage (FRG) and Wilson Waigwa (KEN) were missing because of the boycott, and 1978 European medallists Martti Vainio (FIN, m), Aleksandr Fedotkin (URS, 5000m) and Dave Moorcroft (GBR, 1500m) all failed to qualify.

Treacy led the finalists through 1000m (2:38.4), with Yifter, then Kedir taking over, the latter passing 2000m in 5:22.9 and 3000m in 8:08.1. Other than a brief interruption by Maaninka at 4000m (10:51.1) the Ethiopians took turns to lead, "running a team race until the last lap", as Yifter later said. Coghlan made the first break with 300m to go, but looked to his right and was passed on the inside by Yifter with 250m remaining. Yifter, whose age was thought to be 36 at the time of the '80 Olympics, was uncatchable, and he streaked home with a last lap of 54.9 (last 200 in 27.2) to win by 6m from Nyambui, Maaninka passed Coghlan in the home straight to hand the Irishman another Olympic fourth place finish.

Los Angeles, 11 Aug 1984

1,	Saïd Aouita	MAR	13:05.59OR
2,	Markus Ryffel	SUI	13:07.54
3,	Antonio Leitão	POR	13:09.20
4,	Tim Hutchings	GBR	13:11.50
5,	Paul Kipkoech	KEN	13:14.40
6,	Charles Cheruiyot	KEN	13:18.41
7,	Doug Padilla	USA	13:23.56
8,	John Walker	NZL	13:24.46

(Competitors: 56; Countries: 40; Finalists: 14)

Fastest in the two preliminary rounds was Aouita, the favourite, who coasted through a semi-final win in 13:28.39, ahead of world record holder Moorcroft (13:28.44) and converted 1500m champion John Walker (13:28.48). Ezequiel Canario (POR) led through 1000m in 2:37.3, with Leitão taking over as part of a team plan.

In the final, Leitão led through kilometre splits of 5:17.8, 7:59.3 and 10:38.8. Only Aouita, Ryffel, Hutchings and the two Kenyans were still in contention. Leitão's penultimate lap of 60.1 lost all but Aouita and Ryffel, and the Moroccan went past with 250m left, and got clear of Ryffel on the final curve, running his last 400m in 55.0, and his last mile in 4:03.9. Aouita's time was the third-fastest ever run.

Seoul, 1 Oct 1988

1,	John Ngugi	KEN	13:11.70
2,	Dieter Baumann	FRG	13:15.52
3,	Hansjörg Kunze	GDR	13:15.73
4,	Domingos Castro	POR	13:16.09
5,	Sydney Maree	USA	13:23.69
6,	Jack Buckner	GBR	13:23.85
7,	Stefano Mei	ITA	13:26.17
8,	Evgeni Ignatov	BUL	13:26.41

(Competitors: 56; Countries: 39; Finalists: 15)

The semi-finals were won by Castro (13:22.44) and Mei (13:24.20) in tight finishes which saw Italy's excellent Salvatore Antibo eliminated despite clocking 13:25.64. Among the also-rans were the two Eamonns, Martin (GBR) and '83 World Champion Coghlan.

Ngugi broke open the final in the third lap going from last to first after 950m, and running his lap from the kilometre mark (2:42.8) in 58.2 to take a 30m lead. By 2000m the Kenyan led by 50m after a second kilometre in 2:32.2. Ngugi still had a 30m lead four-fifths of the way through the race after kilometres of 2:41.1 and 2:40.1. Castro was in second 20m ahead of the pack, but exhausted himself trying to catch Ngugi, with the result that Baumann and Kunze, the biggest finishers in the race, caught him in the last 40m, leaving the courageous Portuguese runner in tears. Ahead of this drama Ngugi had finished a trouble-free last lap in 60.3 to take the gold.

Barcelona, 8 Aug 1992

1,	Dieter Baumann	GER	13:12.52
2,	Paul Bitok	KEN	13:12.71
3,	Fita Bayissa	ETH	13:13.03
4,	Brahim Boutayeb	MAR	13:13.27
5,	Yobes Ondieki	KEN	13:17.50
6,	Worku Bikila	ETH	13:23.52
7,	Rob Denmark	GBR	13:27.76
8,	Abel Antón	ESP	13:27.80

(Competitors: 56; Countries: 41; Finalists: 16)

For the first time since 1976 there was only one round before the final, with Baumann the fastest heat winner in 13:20.82. Baumann was considered the man with the best finish, and the Kenyans set out to deprive him of his strength in the final.

After 400m in 64.1, Dominic Kirui (KEN) put in laps of 61.2, 62.6 (2:36.4 at 1000m) and 63.2 but slowed up to 65.4, realising that the majority of the field was still with him. By 3000m there were six men 25m clear – Ondieki, a surging type without a big finish, four other Africans and Baumann. Laps of only 65.7, 66.2, 65.7 and 65.2 served to lose only Bikila, and at the bell Bitok and Bayissa led with Baumann third. In the back straight the German was boxed in with Ondieki ahead of him and Boutayeb outside. Bitok, Bayissa and Boutayeb accelerated sharply with just under 200m to go and Baumann shot past Ondieki. In fourth place with 80m to go, Baumann moved past Bayissa on the inside as the Ethiopian strayed into lane 2 and then the German weaved to the outside and sped by Bitok to win. He ran the last lap of 56.1, and, more impressively, the final 200m in 24.9. It was the closest 5000m final since 1968.

Atlanta, 3 Aug 1996

1,	Vénuste Niyongabo	BDI	13:07.96
2,	Paul Bitok	KEN	13:08.16
3,	Khalid Boulami	MAR	13:08.37
4,	Dieter Baumann	GER	13:08.81
5,	Tom Nyariki	KEN	13:12.29
6,	Bob Kennedy	USA	13:12.35
7,	Enrique Molina	ESP	13:12.91
8,	Brahim Lahlafi	MAR	13:13.26

(Competitors: 37; Countries: 22; Finalists: 15)

The first round eliminated just eight athletes in three heats with winning times which ranged from 13:50.61 to 14:02.71. The semi-finals were won by Kenyans Shem Kororia in 13:27.50 and Tom Nyariki in a slow 14:03.21, a time beaten by 14 of the 15 runners in the first semi-final.

The finalists included Baumann and Bitok, the big finishers in 1992, and Niyongabo, who had a 3:30.09 time for 1500m to his credit. Despite this, no-one was willing to take on the pace at the start, with 69.0 sufficing for the lead for the first lap. Kororia and Nyariki took over the pacemaking duties, the former passing through the first three

kilometres in 2:45.4, 5:20.7 and 8:00.1, and the latter leading at 4000m in 10:40.5. Kennedy, a strong runner with no big kick, took over with two laps to go and led until 500m remained, at which point Niyongabo moved to the front, and passed the bell in 12:13.1 after a 60.0 lap. The miler from Burundi went 10m clear along the final back straight, but had slightly mistimed his kick. With 130m to go his lead began to shrink, and Bitok started to close in. Behind him Boulami was gaining on the Kenyan, and in a concertina effect Baumann was finishing fastest of all. The Burundian got home one and a half metres ahead of Bitok, with Boulami a similar distance behind. Baumann slowed up in the last 40m when he realised a medal was out of range. Niyongabo was the first ever Olympic medal winner from Burundi.

Sydney, 30 Sep 2000

1,	Million Wolde	ETH	13:35.49
2,	Ali Saïdi-Sief	ALG	13:36.20
3,	Brahim Lahlafi	MAR	13:36.47
4,	Fita Bayissa	ETH	13:37.03
5,	David Chelule	KEN	13:37.13
6,	Dagne Alemu	ETH	13:37.17
7,	Sergiy Lebid	UKR	13:37.80
8,	Jirka Arndt	GER	13:38.57

(Competitors: 36; Countries: 24; Finalists: 15)

Fourteen of the 15 qualifiers ran quicker than 13:30 in the heats, with Lahlafi the fastest at 13:22.70. The final saw Alemu take the lead, with Arndt bursting ahead of the field after 200m. No-one followed, although Arndt's pace (2:45.36 at 1000m) was nothing special. The field caught Arndt at 1600m, and continued to dawdle until 2800m, with Alemu again in front at 2000m (5:39.54). Lahlafi then ran 28.5 for the next 200m, passing 3000m in a sedate 8:21.79. Wolde threw in a lap of 62.1, but the leaders again let the pace lapse, with race favourite Saïdi Sief (a 3:30 man over 1500) taking the lead without imposing himself. Lahlafi briefly held the lead at 4000m (11:09.84). Saïdi Sief led through differing laps of 64.2 and 55.0, getting rid of everyone except Wolde. The Ethiopian zipped by in the home straight easily out-pacing the Algerian with his 13.8 last 100.

Athens, 28 Aug 2004

1,	Hicham El Guerrouj	MAR	13:14.39
2,	Kenenisa Bekele	ETH	13:14.59
3,	Eliud Kipchoge	KEN	13:15.10
4,	Gebre-egziabher Gebremariam	ETH	13:15.35
5,	Dejene Berhanu	ETH	13:16.92
6,	John Kibowen	KEN	13:18.24
7,	Zersenay Tadese	ERI	13:24.31
8,	Craig Mottram	AUS	13:25.70

(Competitors: 36; Countries: 23; Finalists: 15)

Here was the setting for a great race, featuring the winners of the Athens 1500m and m, and the 2003 World Champion (Kipchoge). All negotiated the heats safely with 13:24.98 the slowest qualifying time. As in the Athens 1500m, no-one wanted the pace-setting duty, and 2:58.46 was the time at the kilometre mark. Chebii was the first to crack, and he put in a 61.5 fourth lap. Bekele and Kipchoge then moved to the front, with laps of 63.4 and 60.5. The 3000m point was passed in 8:10.89, and instead of putting more pressure on El Guerrouj, the leaders eased off slightly – with the fourth kilo taking 2:37.73 compared with the previous one of 2:34.90. As the leaders approached the bell, only five were in contention – Bekele, Kipchoge, El Guerrouj, Gebremariam and Berhanu. Bekele went past Kipchoge with 250m to go and El Guerrouj went by the Kenyan with 120m left. The two champions sprinted down the finishing straight and El Guerrouj powered past Bekele with 40m remaining, winning by just over a metre. In so doing El Guerrouj became the first man since Nurmi in 1924 to win the 1500m/5000m double, though not in one afternoon as the Finn did.

Beijing, 23 Aug 2008

1,	Kenenisa Bekele	ETH	12:57.82OR
2,	Eliud Kipchoge	KEN	13:02.80
3,	Edwin Soi	KEN	13:06.22
4,	Moses Kipsiro	UGA	13:10.56
5,	Abreham Cherkos	ETH	13:16.46
6,	Tariku Bekele	ETH	13:19.06
7,	Juan Luis Barrios	MEX	13:19.79
8,	James Kwalia	QAT	13:23.48

(Competitors: 39; Countries: 25; Finalists: 15)

None of the heats were quick, with Matt Tegenkamp (USA) being the fastest qualifier with 13:37.36. Only one major name – Craig Mottram (AUS) – was eliminated.

The pace in the final was slow to start with 68.0 for the first lap. This appeared to play into the hands of reigning World Champion Bernard Lagat, but he ended up ninth. The three Ethiopians gradually wound up the pace, passing 3000m in 8:00.85, before m winner Kenenisa Bekele stamped his authority with a 59.96 lap. In the 30°C heat, only Kipchoge, Soi and Kipsiro were able to keep up. Further circuits of 61.36, 60.84 and 60.84 meant that only Kipchoge and a struggling Soi were in touch at the bell. Bekele took off on the last lap, covering the last 400m in 53.87 to register the first sub-13 clocking in Olympic history, including a final mile of 3:58.7. This dominant piece of running left observers feeling that they were watching the greatest distance runner of all-time.

MEN'S 5000 METRES

The Best on Points

22	Paavo Nurmi	FIN	1920-2, 1924-1, 1928-2
20	Dieter Baumann	FRG/GER	1988-2, 1992-1, 1996-4
16	Lasse Virén	FIN	1972-1, 1976-1

Most Finals

3	Nurmi		
	Harald Norpoth	GER/FRG	1964-2, 1968-dnf, 1972-6
	Mohamed Gammoudi	TUN	1964-dns, 1968-1, 1972-2
	Baumann		
	Fita Bayissa	ETH	1992-3, 1996-10, 2000-4

Most Appearances

4	Emiel Puttemans	BEL	1968-12, 1972-5, 1976-dnf/h1, 1980-8s1
---	-----------------	-----	--

3 14 Men

Placing Table

	G	S	B	4	5	6	7	8	M	Points
FIN	7	4	2	1	1	2	1	1	13	114
KEN	1	4	3	-	5	3	1	-	8	85
ETH	3	1	1	2	2	4	-	1	5	68
GER	1	3	3	2	-	2	-	2	7	65
GBR	-	1	3	2	3	3	3	2	4	64
USA	1	1	1	4	2	2	2	2	3	61
SWE	-	-	4	1	3	1	-	2	4	46
MAR	2	-	2	1	-	-	-	1	4	34
FRA	1	2	-	1	-	-	2	-	3	31
NZL	1	1	-	2	-	1	-	1	2	29
AUS	-	-	-	-	3	1	-	1	0	16
TCH (CZE)	1	1	-	-	-	-	-	-	2	15
TUN	1	1	-	-	-	-	-	-	2	15
BEL	1	-	-	-	1	1	-	-	1	15
URS	1	-	-	-	-	-	2	2	1	14
POR	-	-	1	1	-	-	-	1	1	12
SUI	-	1	-	-	1	-	-	-	1	11
POL	-	-	1	-	1	-	-	-	1	10
HUN	-	-	-	1	-	1	1	-	0	10
BDI	1	-	-	-	-	-	-	-	1	8
ALG	-	1	-	-	-	-	-	-	1	7
TAN	-	1	-	-	-	-	-	-	1	7
IRL	-	-	-	1	-	-	1	-	0	7
MEX	-	-	-	1	-	-	1	-	0	7
NED	-	-	1	-	-	-	-	-	1	6
ITA	-	-	-	-	-	-	3	-	0	6
JPN	-	-	-	1	-	-	-	-	0	5
UGA	-	-	-	1	-	-	-	-	0	5
AUT	-	-	-	-	-	1	-	-	0	3
ESP	-	-	-	-	-	-	1	1	0	3
NOR	-	-	-	-	-	-	1	1	0	3

Men's 5000 Metres, continued

	G	S	B	4	5	6	7	8	M	Points
ERI	-	-	-	-	-	-	1	-	0	2
LAT	-	-	-	-	-	-	1	-	0	2
UKR	-	-	-	-	-	-	1	-	0	2
BUL	-	-	-	-	-	-	-	1	0	1
CAN	-	-	-	-	-	-	-	1	0	1
DEN	-	-	-	-	-	-	-	1	0	1
QAT	-	-	-	-	-	-	-	1	0	1
Totals	22	22	22	22	22	22	22	22	66	792

Breakdown of GER placings:

GER	1	2	1	2	-	1	-	2	4	43
FRG	-	1	1	-	-	1	-	-	2	16
GDR	-	-	1	-	-	-	-	-	1	6
Totals	1	3	3	2	-	2	-	2	7	65

Breakdown of URS placings:

RUS	1	-	-	-	-	-	2	1	1	13
BLR	-	-	-	-	-	-	-	1	0	1
Totals	1	-	-	-	-	-	2	2	1	14

10,000 Metres

Athens 1896 to London 1908: not held

Stockholm, 8 Jul 1912

1,	Hannes Kolehmainen	FIN	31:20.8OR
2,	Lewis Tewanima	USA	32:06.6
3,	Albin Stenroos	FIN	32:21.8
4,	Joseph Keeper	CAN	32:36.2
5,	Alfonso Orlando	ITA	33:31.2

(Competitors: 30; Countries: 13; Finalists: 11)

Kolehmainen set the initial Olympic record with 33:49.0 in the first heat, which was supplanted shortly after by Leonard Richardson (RSA) who clocked 32:30.8 just ahead of Tewanima (32:31.4). Kolehmainen's older brother Tatu won the third heat in 32:47.8 ahead of William Scott (GBR) 32:55.2.

The final was run the next day (!) and four of the 15 qualifiers did not start. Kolehmainen took the lead at the end of the first lap, and Scott and Mauritz Karlsson (SWE) tried to stay with him. The pace was brutal in the warm and sunny conditions, Kolehmainen passing 1500m in 4:13 (28:07 pace). By 2000m Scott began to fall back, while three laps later Karlsson began to fade, and both men failed to finish. Kolehmainen's time at 3000m was 8:52 and he passed halfway in 15:11.4. Tatu Kolehmainen dropped out at 6000m while in sixth place and Richardson suffered a similar fate shortly after when lapped by the leader. In all, 6 of the 11 starters failed to finish, while Kolehmainen won by half a lap from Tewanima, who moved clear of Stenroos in the final kilometre.

Antwerp, 20 Aug 1920

1,	Paavo Nurmi	FIN	31:45.8
2,	Joseph Guillemot	FRA	31:47.2
3,	James Wilson	GBR	31:50.8
4,	Augusto Maccario	ITA	32:02.0e
5,	James Hatton	GBR	32:14.0e
6,	Jean Manhès	FRA	32:26.0e
7,	Heikki Liimatainen	FIN	32:28.0e
8,	Fred Faller	USA	32:38.0e

(Competitors: 35; Countries: 17; Finalists: 15)

The winners of the three heats were Wilson (33:40.2 some 60m ahead of Nurmi), Guillemot (32:41.6) and Liimatainen (32:08.2). Nurmi, then Wilson and Guillemot, were the early leaders in the final. The Frenchman had expected to run the final later than the actual scheduled time and was still digesting his lunch. Nurmi fell 20m behind the two leaders. As the pace slowed, first Nurmi, then Maccario rejoined the

leaders and these four stayed together until 8000m when Guillemot forced the pace and the Italian dropped back. Nurmi took over just before the bell, and he and Guillemot dropped Wilson. The Frenchman passed Nurmi on the backstretch but Nurmi attacked at the beginning of the home straight and won convincingly, with Guillemot spectacularly losing his lunch just after crossing the finish. Four of the 15 finalists failed to finish, including 5000m bronze medallist Eric Backman.

Paris, 6 Jul 1924

1,	Ville Ritola	FIN	30:23.2WR
2,	Edvin Wide	SWE	30:55.2
3,	Eero Berg	FIN	31:43.0
4,	Väinö Sipilä	FIN	31:50.2
5,	Ernie Harper	GBR	31:58.0e
6,	Halland Britton	GBR	32:06.0e
7,	Guillaume Tell	FRA	32:12.0e
8,	Earle Johnson	USA	32:17.0e

(Competitors: up to 33; Countries: 15)

The largest field ever (officially 43, more likely 33) for a track final assembled, and set off at 19:05. Ritola and Wide soon left the others behind, and Wide led through kilometre splits of 2:47.7, 5:45.2 and 8:47.4, before Ritola took over, continuing with 11:52.6 and 15:00.2, some 14 seconds ahead of world record pace. A sixth kilometre of 3:05.4 was followed by one of 3:00 and Wide had to give way. He fell back constantly, and by m the margin was almost half a minute. Ritola closed out his second world record of the year with kilometres of 3:08.6, 3:05.4 and 3:03.6. The wet conditions were of no assistance and Ritola's time would have been close to 30 minutes with the track in better condition. Nurmi had hoped to defend his title, but the Finnish authorities felt his programme (1500m, 5000m, 3000m team race & Cross country) was full enough. Before the Games Nurmi ran a time trial in 29:58, and after Paris he broke Ritola's new record by 17 seconds.

Amsterdam, 29 Jul 1928

1,	Paavo Nurmi	FIN	30:18.8OR
2,	Ville Ritola	FIN	30:19.4
3,	Edvin Wide	SWE	31:00.8
4,	Jean-Gunnar Lindgren	SWE	31:26.0e
5,	Arthur Muggridge	GBR	31:31.8e
6,	Ragnar Magnusson	SWE	31:37.2e
7,	Toivo Loukola	FIN	31:39.0e
8,	Kalle Matilainen	FIN	31:45.0e

(Competitors: 24; Countries: 12)

Walter Beavers (GBR) raced into the lead, and passed 400m in 62 seconds, 15m clear of the field. A lap of 74 followed, and a group of five (Ritola, Nurmi, Beavers, Wide and Joie Ray (USA)) broke away, with Ray leading at 1000m in 2:52 before Ritola took over. By halfway (15:11.0) Ritola, Nurmi and Wide were 100m clear of Lindgren, Beavers and Muggridge. Wide began to lose ground and was 60m behind by 8000m. Ritola led at every kilometre marker from 2000m to 9000m, and the laps ranged from 71 to 76 seconds, until the final lap. Ritola built up the tempo, but Nurmi burst past Ritola with 80m to go, to win by 3m after a last lap of 64.8, becoming the first man to regain a m title.

Los Angeles, 31 Jul 1932

<u>Electric</u>			
1,	Janusz Kusociński	POL	30:11.4OR (30:11.42)
2,	Volmari Iso-Hollo	FIN	30:12.6
3,	Lauri Virtanen	FIN	30:35.0
4,	John Savidan	NZL	31:09.0e

5,	Max Syring	GER	31:35.0e
6,	Jean-Gunnar Lindgren	SWE	31:37.0e
7,	Juan Morales	MEX	32:03.0e
8,	Clifford Bricker	CAN	

(Competitors: 16; Countries: 11)

Iso-Hollo ran the first 400m in 65 and led through 1000m in 2:53, before Kusociński took over the pace. By halfway, reached by the Pole in 14:56.5, only Iso-Hollo and Virtanen were in tow, and the nearest pursuers – Savidan and Syring were 100m behind, some 18 seconds ahead of Lindgren (15:37). Virtanen lost contact shortly afterwards and was 80m behind by 8000m. The two principals stayed together until 200m to go when Kusociński sped away and led by 20m halfway down the finishing straight when he began to slow up. He nevertheless won by 8m after a last lap of 62 seconds; the times for Kusociński and Iso-Hollo were the second and third fastest of all-time. There was much confusion about the order after sixth place, but the above version is generally considered the most accurate.

Berlin, 2 Aug 1936

1,	Ilmari Salminen	FIN	30:15.4
2,	Arvo Askola	FIN	30:15.6
3,	Volmari Iso-Hollo	FIN	30:20.2
4,	Kohei Murakoso	JPN	30:25.0
5,	Alec Burns	GBR	30:58.2
6,	Juan Carlos Zabala	ARG	31:22.0
7,	Max Gebhardt	GER	31:29.6
8,	Donald Lash	USA	31:39.4

(Competitors: 30; Countries: 18)

Murakoso, with 30:41.6, was the fastest man of 1936 before the Games, but was not considered to be a great danger to the Finns. However, the little Japanese star led for most of the first half, passing the kilometre points in 2:46, 5:45, 8:53, 11:56 and 15:01. With him were the three Finns, Noji of Poland, Potts and Eaton of Britain and Syring of Germany. Gradually the stocky Japanese burnt off the opposition, other than the Finns, with Józef Noji the last to lose touch.

The Finns then took turns with Murakoso to lead, frequently jostling the smaller man, increasing crowd sympathy for the Japanese. The pace slowed imperceptibly in the second half, with kilometre splits of 18:06, 21:12, 24:19, 27:29 and Askola leading from 8000m onwards. The Finns accelerated at the bell, and Murakoso could not respond; Askola led until 150m to go when Salminen attacked and Iso-Hollo fell back. Salminen could not get away and Askola came up on the outside, just failing to get past in the finishing straight. Salminen had won the European title from Askola two years earlier by 4m, but this time the margin was barely a metre, as the Finns scored the only medals sweep in the history of the event.

London, 30 Jul 1948

1,	Emil Zátopek	CZE	TCH 29:59.6OR
2,	Alain Mimoun	FRA	30:47.4
3,	Bertil Albertsson	SWE	30:53.6
4,	Martin Stokken	NOR	30:58.6
5,	Severt Denolf	SWE	31:05.0
6,	Abdallah Ben Said	FRA	31:07.8
7,	Stan Cox	GBR	31:08.0e
8,	Jim Peters	GBR	31:16.0e

(Competitors: 27; Countries: 15)

The favourites were the world record holder Viljo Heino (FIN), and Zátopek, who had run 29:37.0 six weeks before the Games in his second race at the distance. Heino was the early leader, passing 1000m in 2:55.6, with teammates Heinström and Könönen, Algerian-born Alain Mimoun-O-Kacha, and Albertsson in close attendance. Zátopek moved up in the fourth kilometre and took the lead for three laps, passing

4000m in 11:52. Heino regained the lead just before halfway (14:57), but Zátopek went back to the front in the 14th lap. After two more circuits the Czech pushed the pace, and Heino was broken, stepping off the track exhausted.

With three laps to go Zátopek led by 200m. With a final lap of 66.6, in which his popularity soared as he patted Ben Saïd on the shoulder in thanks as the Frenchman moved aside on being lapped, he won by more than 250m from Mimoun. The second-string Finn, Heinström, had been leading the chase until three laps to go when the heat got to him, and he staggered off the track just over a lap behind the winner as Zátopek finished. Fourth placer Stokken competed in the next two Olympics – in Nordic skiing, winning a silver medal in the 4x10Km relay in 1952. Zátopek's winning margin of 47.8 seconds was the greatest in Olympic history.

Helsinki, 20 Jul 1952

1,	Emil Zátopek CZE	TCH	29:17.0OR
2,	Alain Mimoun	FRA	29:32.8
3,	Aleksandr Anufriyev RUS	URS	29:48.2
4,	Hannu Posti	FIN	29:51.4
5,	Frank Sando	GBR	29:51.8
6,	Valter Nyström	SWE	29:54.8
7,	Gordon Pirie	GBR	30:04.2
8,	Fred Norris	GBR	30:09.8

(Competitors: 33; Countries: 21)

Anufriyev led the pack for two kilometres (5:51), but was superseded by Zátopek at 2400m, and the Czech was in front for good. Running the straights steadily and accelerating on each curve Zátopek quickly made it painful for the rest. By halfway (14:43.4) only Mimoun, Pirie, Anufriyev, Sando and Posti were in contact, and by 6Km only Mimoun was in touch. The Frenchman stayed with Zátopek until 8Km, then a gap slowly built up. Zátopek's fastest kilometre of the race was his last (2:49), and he finished off with a lap of 64 to take his second Olympic title. Mimoun was a clear second, and Anufriyev came through from seventh place in the last 2Km to take third. Sando did well to take fifth after losing a shoe on the third lap. For Zátopek it was the 30th win in 30 races at the distance. He eventually won 38 in a row, and finished his career in 1957 with 53 wins in 61 races over m.

Melbourne, 23 Nov 1956

				Electrics
1,	Vladimir Kuts RUS	URS	28:45.6OR	(28:45.59)
2,	József Kovács	HUN	28:52.4	(28:52.36)
3,	Allan Lawrence	AUS	28:53.6	(28:53.59)
4,	Zdzisław Krzyszkowiak	POL	29:05.0	(29:05.41)
5,	Ken Norris	GBR	29:21.6	
6,	Ivan Chernyavskiy UKR	URS	29:31.6	
7,	Dave Power	AUS	29:49.2	
8,	Gordon Pirie	GBR	29:49.6	

(Competitors: 25; Countries: 15)

Kuts and Pirie were the favourites, as early season world record setter Sándor Iharos (HUN) did not make it to Melbourne, Zátopek was recovering from a hernia operation and chose to run only the Marathon, and Dave Stephens (AUS) was recuperating from hepatitis. Kuts set out his stall with a first lap of 61.2 seconds, and only Pirie, Power, Lawrence and the two other Soviets could stay in contact. After three slower laps Kuts piled in a 64.7 lap to pass 2000m in 5:31.8, some 20 seconds faster than any previous Olympic final. By 4000m (11:16.5) only Pirie was in touch, with a 40m gap to the two Aussies and Chernyavskiy.

Kuts' time at halfway was 14:06.8 (0.2 slower than Zátopek's Olympic record!). Kuts kept making bursts of varying lengths to try and break Pirie, who had been the last (other than Mimoun) to break in the 1952 final. In lap 14 Kuts tried to wave Pirie to the front, and when

he had no response pushed the next lap in 66.6. By 20 laps Kuts was desperate and almost stopped, forcing Pirie into the lead. The Briton was virtually a ghost at this point, and Kuts ran by leaving Pirie broken. A lap later Kovács was second, and Pirie eventually staggered across the line in eighth place. Kovács, who had run a careful race, gained 60m on Kuts in the last five laps and beat the surprising Lawrence by 8m for second, but still finished 50m behind the Soviet. "Track and Field News" summed it up with the headline "Kuts murders Pirie".

Rome, 8 Sep 1960

				Electrics
1,	Pyotr Bolotnikov RUS	URS	28:32.2OR	(28:32.18)
2,	Hans Grodotzki	GER/GDR	28:37.0	(28:37.22)
3,	Dave Power	AUS	28:38.2	(28:37.65)
4,	Aleksey Desyatchikov RUS	URS	28:39.6	(28:39.72)
5,	Murray Halberg	NZL	28:48.5	(28:49.11)
6,	Max Truex	USA	28:50.2	(28:50.34)
7,	Zdzisław Krzyszkowiak	POL	28:52.4	(28:52.75)
8,	John Merriman	GBR	28:52.6	(28:52.89)

(Competitors: 33; Countries: 21)

More than half the field was able to stay in contact at the 5000m mark (14:22.2) with no-one attempting a serious break. With seven laps to go the Commonwealth champion Dave Power began to push the pace, running the eighth and ninth kilometres in 2:50.1 and 2:51.8 (after 2:56.4 & 2:53.1 for the preceding two kilometres). Only Bolotnikov, Desyatchikov and Grodotzki could stay with the Australian, but it was not enough to worry Bolotnikov who attacked with 700m to go, and built up an unassailable lead by the bell. Although Bolotnikov had won three USSR titles by the time of Rome, his only major championship outing over m had been a miserable 16th place in Melbourne nearly two minutes behind Kuts. Here, his last lap of 57.4 broke Kuts's Olympic record by more than 13 seconds. The pre-race favourites had been Halberg, Krzyszkowiak, Bolotnikov and Pirie, but only Bolotnikov was fresh for the m.

Tokyo, 14 Oct 1964

1,	Billy Mills	USA	28:24.4OR
2,	Mohamed Gammoudi	TUN	28:24.8
3,	Ron Clarke	AUS	28:25.8
4,	Mamo Wolde	ETH	28:31.8
5,	Leonid Ivanov KGZ	URS	28:53.2
6,	Kokichi Tsuburaya	JPN	28:59.4
7,	Murray Halberg	NZL	29:10.8
8,	Tony Cook	AUS	29:15.8

(Competitors: 38; Countries: 17)

After a fast first kilometre (2:42.0) the pace eased, but the leaders still passed halfway in 14:04.6, as world record holder Ron Clarke did most of the work with surges every second lap. Both Bolotnikov and Halberg, fancied for medals before the Games, had fallen away from the pace by halfway, as did the teenage American sensation Gerry Lindgren.

Five men were in the leading peloton at the 5000m, but marathon specialist Tsuburaya lost touch with the leaders in the sixth kilometre. Clarke, and his supporting cast – Wolde, Mills and Gammoudi – each took turns in the lead, and went through 9000m in 25:42.8 with Clarke just ahead. Wolde lost contact with two laps to go, and Clarke led from Mills and Gammoudi at the bell. Mills went into the lead on the back straight, but was knocked off stride by Clarke when a lapped runner got in the way. At this point Gammoudi sprinted through between them, and held off Clarke in the finishing straight. Suddenly Mills appeared on the outside and sped past Clarke and Gammoudi with 50m to go. Stunned, Clarke gave up the fight and Gammoudi took silver 3m behind Mills, who had run his last lap in 59.8. Mills, seven 16ths Sioux Indian, won the USA's first ever gold medal in the m.

Mexico City, 13 Oct 1968

				<u>Electrics</u>
1,	Naftali Temu	KEN	29:27.4	(29:27.40)
2,	Mamo Wolde	ETH	29:28.0	(29:27.75)
3,	Mohamed Gammoudi	TUN	29:34.2	
4,	Juan Martínez	MEX	29:35.0	
5,	Nikolay Sviridov	RUS	29:43.2	
6,	Ron Clarke	AUS	29:44.8	
7,	Ron Hill	GBR	29:53.2	
8,	Wohib Masresha	ETH	29:57.0	

(Competitors: 37; Countries: 23)

Ron Clarke improved his own world record by more than half a minute in 1965, and was 15 seconds quicker than anyone else in 1968, but in the oxygen-starved air of Mexico City he never had a chance. The altitude ensured a slow race, the first kilometre taking 2:58.5. Sviridov took over the pace in the fifth lap, and led until 4400m, when the Ethiopians Fikru Duguefu and Masresha took over, the latter leading at 5000m in 15:00.6, slower than Ritola in 1924. To the delight of the crowd, Martínez moved into the lead after 14 laps, and led to 7600m, when Clarke, and then Hill took over. Wolde moved ahead just before 8400m and then put in a lap of 67.2, the race's first under 70 seconds.

Of the lowlanders, only Gammoudi could stay in contact. Keino, who had been playing a waiting game, suddenly staggered off the track with stomach cramps, then jumped up and sprinted after the others, but then stopped. Temu overtook Wolde with 900m to go, and with Clarke and Gammoudi there were only four in contention, with only Temu a variation from the 1964 final four. Clarke gave way with 600m to go, and suffering from the altitude fell back to sixth by the finish. Ahead Wolde dashed into the lead just before the bell, and held the lead to the last 50m, when Temu fought his way past to win Kenya's first ever gold medal, after a last lap of 57.4.

Munich, 3 Sep 1972

1,	Lasse Viren	FIN	27:38.35WR
2,	Emiel Puttemans	BEL	27:39.58
3,	Miruts Yifter	ETH	27:40.96
4,	Mariano Haro	ESP	27:48.14
5,	Frank Shorter	USA	27:51.32
6,	Dave Bedford	GBR	28:05.44
7,	Dane Korica	SRB	28:15.18
8,	Abdelkader Zaddem	TUN	28:18.17

(Competitors: 52; Countries: 34; Finalists: 15)

For the first time since 1920, heats were run. Five men broke 28 minutes, and Puttemans was the fastest in heat 1 with 27:53.28 ahead of Bedford's 27:53.64, while Gammoudi ran his lifetime best of 27:54.69 in the next heat. Yifter won the final preliminary in 28:18.11 while race favourite Jürgen Haase (GDR) was missing, back in the GDR with a "bad cold". Britain's pacemaking star, Bedford, ran the first lap of the final in 59.9, and continued at world record pace through kilometre splits of 2:36.9, 5:18.8, 8:06.4 and 10:55.5.

In the 12th lap Viren bumped into Puttemans, slowed up, and was accidentally knocked over by Shorter who was trying to avoid the Finn. Gammoudi also fell over, but while Viren was up after three seconds and quickly caught the pack, Gammoudi took longer and effectively lost his chance of a third consecutive Olympic medal. Bedford led through halfway in 13:44.0. With each kilometre slower than the last, Bedford led for just 1000m more (16:35.7) and Viren moved to the front. By 8000m Bedford had dropped out of the leading group, now comprised of five, and they stayed together until 9400m, when first Shorter, then Haro, was dropped as Viren began to apply the pressure. The penultimate lap was covered in 60.0, and only Puttemans was close, with Yifter 10m back. Viren built up a 5m lead by the finishing straight and won by 7m after a last lap of 56.4. This was the first world record in an Olympic final since Ritola's win in 1924, and remarkable considering Viren's fall.

Montreal, 26 Jul 1976

1,	Lasse Viren	FIN	27:40.38
2,	Carlos Lopes	POR	27:45.17
3,	Brendan Foster	GBR	27:54.92
4,	Tony Simmons	GBR	27:56.26
5,	Ilie Floroiu	ROU	27:59.93
6,	Mariano Haro	ESP	28:00.28
7,	Marc Smet	BEL	28:02.80
8,	Bernie Ford	GBR	28:17.78

(Competitors: 41; Countries: 26; Finalists: 16)

Yifter, Gammoudi and the Kenyans missed the Games because of the boycott, leaving race favourite Viren with an easier task than would otherwise have been the case. None of the heats was quicker than 28 minutes, the fastest man being Simmons with 28:01.82. Lopes was the leader for most of the first half of the final, passing 5000m in 14:08.9 with 10 men in the main group. The pace began to increase with kilometres of 2:43.4 and 2:44.1, and now only Foster and Viren were in touch. After another quick kilometre (2:43.9) Foster, who had almost missed the start with an attack of diarrhoea, began to fade. Viren continued to follow, as Lopes passed 9000m in 25:02.0, waiting until there was 450m to go before scooting past Lopes, and easing away to win by 25m with a 61.3 last lap.

Moscow, 27 Jul 1980

1,	Miruts Yifter	ETH	27:42.69
2,	Kaarlo Maaninka	FIN	27:44.28
3,	Mohammed Kedir	ETH	27:44.64
4,	Tolossa Kotu	ETH	27:46.47
5,	Lasse Viren	FIN	27:50.46
6,	Jörg Peter	GDR	28:05.53
7,	Werner Schildhauer	GDR	28:10.91
8,	Enn Sellik	EST	28:13.72

(Competitors: 40; Countries: 26; Finalists: 15)

The Ethiopians stamped their personas on the event by winning each of the three heats, with Kedir's 28:16.38 almost 15 seconds faster than anyone else in the first round. The final started slowly, with 2:53 for the first kilometre and a number of different leaders; as the pace speeded up (2:49, 2:45, 2:47, 2:49) the Ethiopians took over with Yifter (to 4000m) then Kedir leading. At the end of the 13th lap the Ethiopians sprinted briefly, opening a 20m gap, which only Viren and Maaninka could close. Viren briefly led in the seventh kilometre, but Kedir was the leader at the end of each kilometre until 9000m, with each kilo covered in 2:46-47. At 9000m Viren took the lead, and he and Kedir led until 300m to go. Yifter then made his move, accelerating smoothly and powerfully. Maaninka responded, but looked cumbersome in comparison. No wonder, as Yifter's last lap was 54.9, with a final 300m in 38.5.

Los Angeles, 6 Aug 1984

1,	Alberto Cova	ITA	27:47.54
2,	Mike McLeod	GBR	28:06.22
3,	Mike Musyoki	KEN	28:06.46
4,	Salvatore Antibo	ITA	28:06.50
5,	Christoph Herle	FRG	28:08.21
6,	Sostenes Bitok	KEN	28:09.01
7,	Yutaka Kanai	JPN	28:27.06
8,	Steve Jones	GBR	28:28.08

(Competitors: 45; Countries: 33; Finalists: 18)

Before the Games Fernando Mamede set a world record of 27:13.81, and was more than two minutes quicker on the pre-Games list of performers than Cova. However, the Italian, the World and European Champion, was favourite because of his big finishing kick and tactical

acumen. After heats, which saw Bitok as the fastest man with 28:12.17, the final began as a shuffle. In 26°C heat Musa Gouda (SUD) led for the first four kilometres at 28:30 pace. The gritty Irishman John Treacy was the leader at halfway in 14:19.9. Nick Rose (GBR) surged to the front during the sixth kilometre, but was overtaken by '78 European Champion Martti Vainio (FIN). At the end of a kilometre run in 2:38.7 Rose was 10m behind, with only Cova in touch. After kilometres of 2:40.8 and 2:43.9 the pace slowed to 2:46.1 as Vainio gathered himself to contain the inevitable attack by Cova. It was to no avail, as Cova waited until 200m to go before sprinting away, covering the last 200m in 27.7 to win by 25m. The big shock came five days later when Vainio (27:51.10) was disqualified for steroid use.

Seoul, 26 Sep 1988

1,	Brahim Boutayeb	MAR	27:21.46OR
2,	Salvatore Antibo	ITA	27:23.55
3,	Kipkemboi Kimeli	KEN	27:25.16
4,	Jean-Louis Prianon	FRA	27:36.43
5,	Arturo Barrios	MEX	27:39.32
6,	Hansjörg Kunze	GDR	27:39.35
7,	Paul Arpin	FRA	27:39.36
8,	Moses Tanui	KEN	27:47.23

(Competitors: 52; Countries: 35; Finalists: 20)

Antibo ensured this would be a memorable race with a first lap of 62.2, but after a first kilometre of 2:41.7, he relinquished the lead as the pack stayed with him. Tanui led at the next kilometre split (5:28.5), and his teammate Kimeli, the fastest qualifier with 28:00.39, then took over for the next 3000m: 8:07.8, 10:50.1 and 13:35.4. By now only Boutayeb was with Kimeli, and Antibo was some 15m back. The 21 year-old Moroccan ran each of the next two kilometres in 2:44.5 and the Kenyan was now 8m back. By 8000m (21:50.2) Boutayeb was nearly 20m ahead of Antibo and Kimeli. With a second successive kilometre in 2:45.6 Boutayeb passed 9000m some 25m ahead of Kimeli, with Antibo another 10m back, and four seconds ahead of world record pace. Boutayeb ran steadily over the last kilometre without straining, easing sharply in the last 10m and losing some three seconds after a 65.2 last lap.

He missed the world record by 7.5, but with a closer race, and maximising his 3:54.86 mile pace, he might well have threatened that mark. Behind him Antibo sped away from Kimeli in the last lap, while Prianon was an isolated fourth ahead of Barrios, Kunze and Arpin who produced a stirring battle in the finishing straight. The first four broke the Olympic record, and seventh was slower than Viren's 1972 record by just 1.01 seconds.

Barcelona, 3 Aug 1992

1,	Khalid Skah	MAR	27:46.70
2,	Richard Chelimo	KEN	27:47.72
3,	Addis Abebe	ETH	28:00.07
4,	Salvatore Antibo	ITA	28:11.39
5,	Arturo Barrios	MEX	28:17.79
6,	Germán Silva	MEX	28:20.19
7,	William Koech	KEN	28:25.18
8,	Moses Tanui	KEN	28:27.11

(Competitors: 56; Countries: 38; Finalists: 20)

Antibo again led for the first kilometre in the final, but the temperature in Barcelona was 12°C hotter than Seoul at 31°C, which put paid to a lightning fast race. Chelimo was ahead by 4000m and sped up the pace from 2:49 for the first three kilometres, to 2:44 for the next four, passing halfway in 13:53.7. Skah, the only athlete with Chelimo after Abebe was dropped in the 16th lap, took the lead, and slowed down the pace to a 69.1 lap. A lap later the two caught Skah's teammate Hammou Boutayeb, who, instead of moving out of the way of the leaders, bumped into Chelimo three times and disrupted the Kenyan's running rhythm. Skah, a bigger kicker than the Kenyan, outran Chelimo in the last lap, with a 59.3 lap to the Kenyan's 60.4, which featured a 26 sec-

ond last 200m. Initially Skah was disqualified, and then reinstated, to the anger of the crowd at the victory ceremony two days after the race.

Atlanta, 29 Jul 1996

1,	Haile Gebrselassie	ETH	27:07.34OR
2,	Paul Tergat	KEN	27:08.17
3,	Salah Hissou	MAR	27:24.67
4,	Aloÿs Nizigama	BDI	27:33.79
5,	Josephat Machuka	KEN	27:35.08
6,	Paul Koech	KEN	27:35.19
7,	Khalid Skah	MAR	27:46.98
8,	Mathias Ntawulikura	RWA	27:50.73

(Competitors: 46; Countries: 29; Finalists: 20)

Gebrselassie, twice the World Champion by the time of the Olympics, was the big favourite to win the title. No-one could have imagined such a remarkable race, particularly after the first half was covered in a comfortable 13:55.2 in the 27°C heat, with Nizigama leading for most of the way.

Koech changed things just after halfway, producing a 62 lap in the sixth kilometre, covered in 2:39.6. Machuka helped with the pace in the eighth kilometre, and Tergat began to execute the final part of the grand Kenyan plan with six laps to go, passing 8000m in 22:02.0. The pack of five (Hissou, Gebrselassie and the three Kenyans) suddenly narrowed to a duel after a 60.3 lap, which featured a 29 second 200m burst by the tall Kenyan. Tergat then ran 62 and two laps of 62.5, but found the little Ethiopian gliding past him just before the bell. Gebrselassie ran his next 200m in 28.4, opening up a 12m gap, which Tergat closed to 6m in the finishing straight. The Ethiopian clocked 57.48 for his last lap compared with 57.93 by the Kenyan. Both much faster than Hissou's 64.21. The second half had taken just 13:11.5 for "Geb", and the sheer pace, allied with the hard track meant that he would withdraw from the 5000m.

Sydney, 25 Sep 2000

1,	Haile Gebrselassie	ETH	27:18.20
2,	Paul Tergat	KEN	27:18.29
3,	Assefa Mezegebu	ETH	27:19.75
4,	Patrick Ivuti	KEN	27:20.44
5,	John Korir	KEN	27:24.75
6,	Saïd Berrioui	MAR	27:37.83
7,	Toshinari Takaoka	JPN	27:40.44
8,	Karl Keska	GBR	27:44.09

(Competitors: 34; Countries: 20; Finalists: 20)

Sixteen of the 20 finalists ran faster than 28:00 in the heats, with the winners being reigning champion Gebrselassie and his countryman Girma Tolla, who just edged Paul Tergat 27:44.01 to 27:44.07.

The final saw inveterate front runner Aloÿs Nizigama (BDI) set the pace, taking the field through 2000m in 5:23.31 (26:55 pace) before letting Ivuti share pace-making duties. The Kenyan slowed things down, and halfway was passed in 13:45.88. The first serious move came when Korir kicked in two 63 second laps just after 7000m. Gebrselassie briefly slowed the pace with 1600m to go, but Korir took over again, and by the bell five athletes were left. Tergat kicked with 250m to go, and only Gebrselassie could stay with him. The two produced a heart wrenching finish, running side by side down the finishing straight, with the Ethiopian only getting ahead in the last 10m. The last 200m took 25.4, and the final 3000m was covered in 7:53.57. The winning margin of 0.09 was less than that of Maurice Greene in the previous day's 100m final.

Athens, 20 Aug 2004

1,	Kenenisa Bekele	ETH	27:05.10OR
2,	Sileshi Sihine	ETH	27:09.39
3,	Zersenay Tadese	ERI	27:22.57

4,	Boniface Kiprop	UGA	27:25.48
5,	Haile Gebrselassie	ETH	27:27.70
6,	John Cheruiyot Korir	KEN	27:41.91
7,	Moses Mosop	KEN	27:46.61
8,	Ismaïl Sghyr	FRA	27:57.09

(Competitors: 24; Countries: 14)

Having broken Gebrselassie's world record with 26:20.31 earlier in the season, Bekele was the hot favourite. For the first nine laps of the race the pace sedately flowed at 69s per lap, with no-one willing to challenge the Ethiopians. Then Bekele and his teammates injected laps of 64.4/63.4/64.5 before Bekele added circuits of 61.4 and 62.0, and only Korir and Mosop stayed with the pace. The Kenyans were burned off with a lap of 60.6, and by 7Km Tadese and Kiprop were the only interlopers in touch with the Ethiopians. The pace dropped in the eighth kilometre when Bekele and Sihine deliberately slowed in a vain attempt to help the struggling defending champion Gebrselassie. A 22nd lap of 61.8 dropped all but Sihine, who stayed on Bekele's heels until the last lap. Bekele then showed why he is so highly regarded, with a smooth sprinting action, covering the penultimate 200m in a staggering 25.7 seconds, and winning by over four seconds after a scintillating last lap of 52.9 seconds. Bekele covered the first half in 13:51.5, and the second in 13:13.6.

Beijing, 17 August 2008

1,	Kenenisa Bekele	ETH	27:01.17 ^{OR}
2,	Sileshi Sihine	ETH	27:02.77
3,	Micah Kogo	KEN	27:04.11
4,	Moses Masai	KEN	27:04.11
5,	Zersenay Tadese	ERI	27:05.11
6,	Haile Gebrselassie	ETH	27:06.68
7,	Martin Mathathi	KEN	27:08.25
8,	Ahmad Hassan Abdullah	QAT	27:23.75

(Competitors: 38; Countries: 20)

Bekele (26:25.97) and Sihine (26:50.53) had the two fastest times of the season and were expected to repeat as the gold and silver medalists. The opposition, unsure of how to deal with the Ethiopians, took the pace slowly, with Alejandro Suárez (MEX) leading at 1000m (2:50.15) before Athens bronze medallist Tadese took on the pace, reaching halfway in 13:48.00 after a series of laps ranging from 62.2 to 68.8.

After 6400m, the pace was never slower than 65 per lap, but with 2000m left (21:53.78) there were still 10 athletes in the leading group. Kogo and Masai then surged, and the group was quickly cut to seven. Kogo upped the pace to 61.0 for the penultimate lap, but was passed by Bekele and Sihine with 430m to go. Bekele smoothly accelerated away from Sihine with 250m remaining, and completed his last lap in 53.42 – despite looking over his shoulder a dozen times. Kogo edged Masai by 0.001 for the bronze medal, Tadese dropped two places from Athens despite running 17 seconds faster, and the old master, Gebrselassie, placed sixth in his fourth Olympic final.

MEN'S 10,000 METRES

The Best on Points

23	Haile Gebrselassie	ETH	1996-1, 2000-1, 2004-5, 2008-6
20	Lasse Virén	FIN	1972-1, 1976-1, 1980-5
17	Salvatore Antibo	ITA	1984-4, 1988-2, 1992-4

Most Finals

4	Gebrselassie		
3	Mohamed Gammoudi	TUN	1964-2, 1968-3, 1972-dnf
	Virén		
	Antibo		

Most Appearances

4	Domingo Tibaduiza	COL	1972-12h3, 1976-10h2, 1980-dnf/h2, 1984-10h3
	Gebrselassie		
3	15 Men		

Men's 10,000 Metres, continued

Placing Table

	G	S	B	4	5	6	7	8	M	Points
FIN	7	4	4	2	1	-	2	1	15	127
ETH	5	3	4	2	1	1	-	1	12	103
KEN	1	3	3	2	2	3	3	2	7	82
GBR	-	1	2	1	6	2	3	7	3	67
URS	2	-	1	1	2	1	-	1	3	39
FRA	-	3	-	1	-	2	2	1	3	37
SWE	-	1	2	1	1	3	-	-	3	37
ITA	1	1	-	3	1	-	-	-	2	34
MAR	2	-	1	-	-	1	1	-	3	27
USA	1	1	-	-	1	1	-	3	2	25
GER	-	1	-	-	2	2	2	-	1	25
AUS	-	-	3	-	-	1	1	1	3	24
MEX	-	-	-	1	2	1	1	-	0	18
TCH (CZE)	2	-	-	-	-	-	-	-	2	16
POL	1	-	-	1	-	-	1	-	1	15
TUN	-	1	1	-	-	-	-	1	2	14
JPN	-	-	-	1	-	1	2	-	0	12
NZL	-	-	-	1	1	-	1	-	0	11
ERI	-	-	1	-	1	-	-	-	1	10
BEL	-	1	-	-	-	-	1	-	1	9
ESP	-	-	-	1	-	1	-	-	0	8
HUN	-	1	-	-	-	-	-	-	1	7
POR	-	1	-	-	-	-	-	-	1	7
CAN	-	-	-	1	-	-	-	1	0	6
BDI	-	-	-	1	-	-	-	-	0	5
NOR	-	-	-	1	-	-	-	-	0	5
UGA	-	-	-	1	-	-	-	-	0	5
ROU	-	-	-	-	1	-	-	-	0	4
ARG	-	-	-	-	-	1	-	-	0	3
YUG (SRB)	-	-	-	-	-	-	1	-	0	2
QAT	-	-	-	-	-	-	-	1	0	1
RWA	-	-	-	-	-	-	-	1	0	1
Totals	22	22	22	22	22	21	21	21	66	786

Breakdown of URS placings:

RUS	2	-	1	1	1	-	-	-	3	31
KGZ	-	-	-	-	1	-	-	-	0	4
UKR	-	-	-	-	-	1	-	-	0	3
EST	-	-	-	-	-	-	-	1	0	1
Totals	2	-	1	1	2	1	-	1	3	39

Breakdown of GER placings:

GER	-	1	-	-	1	-	1	-	1	13
GDR	-	-	-	-	-	2	1	-	0	8
FRG	-	-	-	-	1	-	-	-	0	4
Totals	-	1	-	-	2	2	2	-	1	25

Marathon

Athens, 10 Apr 1896

40 Kilometres

1,	Spiridon Louis	GRE	2:58:50
2,	Harilaos Vasilakos	GRE	3:06:03
3,	Gyula Kellner	HUN	3:06:35
4,	Ioannis Vretos	GRE	
5,	Elevtherios Papasymeon	GRE	
6,	Dimitrios Diliyiannis	GRE	
7,	Evangelos Yerakakis	GRE	
8,	Stamatios Masouris	GRE	

(Competitors: 17; Countries: 5)

Albin Lermusiaux, bronze medallist in the 1500m, was the leader to 20Km, where he was caught by Edwin Flack, winner of the 800m/1500m. The runners then began a long uphill climb, and the dusty conditions began to take their toll, with seven of the 17 runners failing to finish. In sixth place, Louis took some wine (!) at the 23Km point, and noted to observers that he would be leading before long. Flack went ahead at 24Km, and he led to 32Km where Louis took over, and Lermusiaux collapsed.

At 37Km, Louis increased the pace, and Flack could not cope, collapsing shortly after. Starting the race on a hot day at 14:00 did little to benefit the runners, but Louis had no difficulties, and to the joy of the King of Greece and the crowd, he entered the Panathenaic stadium seven minutes ahead of the others. His time was 20 minutes faster than his fifth place performance in the Greek trials race 17 days earlier, and

he beat the Greek Champion Vasilakos by the biggest margin of victory ever in an Olympic marathon. Third-placer Spiridon Belokas (3:06:30) was disqualified for receiving a carriage ride, after a protest by Kellner, the only non-Greek to finish.

Paris, 19 Jul 1900

40.26 Kilometres

1,	Michel Théato	FRA	2:59:45
2,	Émile Champion	FRA	3:04:17
3,	Ernst Fast	SWE	3:37:14
4,	Eugène Besse	FRA	4:00:43
5,	Arthur Newton	USA	4:04:12
6,	Dick Grant	USA	
7,	Ronald MacDonald	CAN	

(Competitors: 13; Countries: 5)

With the thermometer hovering at 39°C this was a survival course, with only eight of 13 able to finish. Théato was a baker's roundsman, and his knowledge of the city and the course was a key part of his win. He ran for much of the time with Champion, but was well behind the 19 year-old Fast until 35Km, when the Swede took a wrong turn. The vagaries of the course were noted by Newton, who claimed that he had led from halfway with no-one passing him! It was later determined that the winner was, in fact, from Luxembourg.

St. Louis, 30 Aug 1904

41 Kilometres

1,	Thomas Hicks	USA	3:28:53
2,	Albert Corey	FRA	3:34:52
3,	Arthur Newton	USA	3:47:33
4,	Félix Carvajal	CUB	
5,	Demetrios Velouis	GRE	
6,	David Kneeland	USA	
7,	Henry Brawley	USA	
8,	Sydney Hatch	USA	

(Competitors: 32; Countries: 5)

The course, initially thought to be 25 miles, was almost 26. The race began just after 15:00 on a hot dusty day. The early leaders were Sam Mellor, Ed Carr, and Newton. Mellor continued in the lead to 16 miles, to be succeeded by Hicks as the leader. Hicks kept going with a mixture of brandy, eggs and strychnine, but almost gave up when Lorz passed him with six miles to go. Lorz, who had dropped out with cramp just before 10 miles, was given a lift in a car which then broke down, leaving him to run in.

Lorz continued to the finish and was greeted as the winner. Enjoying the joke, Lorz posed for photos with the president's daughter, but the authorities were less amused, disqualifying him for life; they reneged shortly after and Lorz won the Boston marathon in 1905. Félix Carvajal of Cuba had appealed for (and received) funds to compete in St Louis, and had his only trousers cut off at the knee by discus gold medallist Martin Sheridan so that he wouldn't boil alive in the race. Making his way through the pack he stopped for an apple, and was slowed up by stomach cramps. Hicks eventually staggered home in just under 3:29, but won by almost five minutes from Corey, while Carvajal placed fourth. Len Tau (RSA), a Zulu, became the first black African to compete with some success in the Games, placing ninth.

Athens, 1 May 1906

41.86 Kilometres

1,	Billy Sherring	CAN	2:51:23.6
2,	John Svanberg	SWE	2:58:20.8
3,	William Frank	USA	3:00:46.8

4,	Gustaf Törnros	SWE	3:01:00.0
5,	Ioannis Alepous	GRE	3:09:25.4
6,	George Blake	AUS	3:09:35.0
7,	Konstantinos Karvelas	GRE	3:15:54.0
8,	André Roffi	FRA	3:17:49.8

(Competitors: 53; Countries: 16)

By far the biggest field yet set off at 15:00, with Dorando Pietri (ITA), the favourite, leading to 24Km when stomach trouble forced him to retire. Sherring took the lead at the 25Km point, with Blake and Frank battling for second place. Sherring increased the lead throughout the remainder of the race, with Svanberg moving up quickly from fourth in the closing stages to take the silver medal. Sherring, who had arrived in Athens two months earlier weighing 61kg, was down to 51kg at the start of the race, and 44kg (!) by the end. Fourteen finished the race, leaving 39 non-finishers, the largest such number in Olympic marathoning history.

London, 24 Jul 1908

1,	John Hayes	USA	2:55:18.4OR
2,	Charles Hefferon	RSA	2:56:06.0
3,	Joseph Forshaw	USA	2:57:10.4
4,	Alton Welton	USA	2:59:44.4
5,	William Wood	CAN	3:01:44.0
6,	Frederick Simpson	CAN	3:04:28.2
7,	Harry Lawson	CAN	3:06:47.2
8,	Johan Svanberg	SWE	3:07:50.8

(Competitors: 56; Countries: 16)

The race started on the east lawn of Windsor Castle and finished in front of the Royal Box at the White City stadium. The resultant distance of 42, 195m later became the standard for the event. Fred Lord and Jack Price (both GBR) led at five miles in 27:07 and Price was two seconds up at 10 miles (56:53), with Hefferon third (57:12) a second ahead of Dorando Pietri. At 15 miles the Britons had faded and Hefferon started to build up a big lead – by 21 miles this was a three-minute advantage which had dwindled to 90 seconds by 24 miles. Hefferon then accepted a glass of champagne and was hit by stomach cramps.

Pietri passed him at 25 miles and entered the stadium exhausted by his efforts. A crowd of 80,000 watched as he turned the wrong way. At the urging of the officials he turned and quickly collapsed. He was helped to his feet and fell three more times before crossing the line 32 seconds ahead of Irish born John Hayes. Pietri had to be disqualified for receiving assistance, but so impressed the Royal family that he was presented with a gold cup by the Queen.

Stockholm, 14 Jul 1912

40.2 Kilometres

1,	Ken McArthur	RSA	2:36:54.8
2,	Christopher Gitsham	RSA	2:37:52.0
3,	Gaston Strobino	USA	2:38:42.4
4,	Andrew Sockalexis	USA	2:42:07.9
5,	James Duffy	CAN	2:42:18.8
6,	Sigge Jacobsson	SWE	2:43:24.9
7,	John Gallagher	USA	2:44:19.4
8,	Joseph Erxleben	USA	2:45:47.4

(Competitors: 68; Countries: 19)

The race was held on a swelteringly hot day, and started at 13:45. The early leaders were Tatu Kolehmainen (FIN) and Alex Ahlgren (SWE). By 15Km the Swede had fallen back, and Kolehmainen was followed by McArthur and his fellow South African Gitsham. At halfway Gitsham had made a break and led by 10 seconds from the Finn in 1:12:40, with McArthur third in 1:13:15. Despite a series of feeding

stations set up for athletes to take on fluids, the heat began to affect the athletes, and Kolehmainen dropped out after trying to catch Gitsham. Behind the South Africans, the pack was led by Jacobsson and Strobino, the latter having carved his way through the field despite suffering from bleeding feet. With 5Km to go, Gitsham stopped for a drink and McArthur got clear. The 30 year-old policeman, a giant in marathoning at 1.83/79kg, won by just under a minute, with half of the runners failing to finish.

Antwerp, 22 Aug 1920

42.75 Kilometres

1,	Hannes Kolehmainen	FIN	2:32:35.8
2,	Jüri Lossmann	EST	2:32:48.6
3,	Valerio Arri	ITA	2:36:32.8
4,	Auguste Broos	BEL	2:39:25.8
5,	Juho Tuomikoski	FIN	2:40:18.8
6,	Sofus Rose	DEN	2:41:18.0
7,	Joseph Organ	USA	2:41:30.0
8,	Rudolph Hansen	DEN	2:41:39.4

(Competitors: 47; Countries: 17)

For the first time the race took place on a cool day, and only 12 of the 47 starters did not finish. One of these was the veteran Gitsham who took over the lead from Broos at 10Km. After Umberto Blasi (ITA) then took an ill-advised break, Gitsham regained the lead at 15Km, and shared first place at halfway (1:13:10) with Kolehmainen. These two were joined by Lossman, and it was only with 3Km to go that Gitsham had to retire with leg pains. By this point the Finn had built up a small lead over Lossman, and he entered the stadium with a 70m advantage which he held to the finish.

The time for the longest Olympic marathon was the fastest ever by an amateur, and for the now standard distance would have been around 2:30:30. Arri made up a lot of ground in the last few kilometres to beat Broos for third by a large margin. Despite having overtaken a Belgian, the Italian delighted the Antwerp crowd by joyfully producing three somersaults after crossing the line in third place. This was the last successful race of Kolehmainen's illustrious international career. He tried two more marathons, but failed to finish either, his last being the Finnish Olympic Trials race in 1928.

Paris, 13 Jul 1924

1,	Albin Stenroos	FIN	2:41:22.6OR
2,	Romeo Bertini	ITA	2:47:19.6
3,	Clarence DeMar	USA	2:48:14.0
4,	Lauri Halonen	FIN	2:49:47.4
5,	Sam Ferris	GBR	2:52:26.0
6,	Manuel Plaza	CHI	2:52:54.0
7,	Boughéra El Ouafi	FRA	2:54:19.6
8,	Gustav Kinn	SWE	2:54:33.4

(Competitors: 58; Countries: 20)

Fortunately for the runners, the heatwave which had engulfed Paris eased for the marathon. Kolehmainen was the favourite, but was not in his usual Olympic form, and failed to finish. The bronze medallist behind him 12 years earlier in the m, Albin Stenroos, took over the mantle as Finland's top marathon man. After a cautious start Stenroos worked his way through the field, and led by 19Km, passing halfway in 1:20:08 with a good lead over Charles Mellor (USA), Bertini and DeMar. Stenroos just went further and further away, winning by almost six minutes from Bertini, who continued Italy's excellent tradition in the event, and DeMar, the most durable of marathon runners. In 1910 he was second in the Boston marathon, yet 14 years after the Paris race he was still good enough to place eighth in America's most famous marathon.

Amsterdam, 5 Aug 1928

1,	Boughéra El Ouafi	FRA	2:32:57OR
2,	Manuel Plaza	CHI	2:33:23
3,	Martti Martelin	FIN	2:35:02
4,	Kanematsu Yamada	JPN	2:35:29
5,	Joie Ray	USA	2:36:04
6,	Seiichiro Tsuda	JPN	2:36:20
7,	Yrjö Korholin-Koski	FIN	2:36:37
8,	Sam Ferris	GBR	2:37:41

(Competitors: 68; Countries: 23)

Ray, a 1500m/Mile star more than a decade earlier, had graduated to the marathon, and went to the front of the field shortly after the one armed South African Marthinus Steytler had led the race out of the stadium. Yamada and Tsuda were the leaders at 5Km, but a host of runners found themselves at the head of the field for brief moments before halfway, passing 10Km in 31:55.

The two Japanese made a break at 28Km, but Ray closed on them and made his bid for gold at 35Km. Yamada passed Ray with 4Km to go, when the order was Yamada, Ray, El Ouafi, Martelin, Plaza, Tsuda, Cliff Bricker (CAN), Korholin-Koski, Ferris. A kilometre later El Ouafi made the decisive move, with Plaza moving up quickly to second, and Martelin passed the Japanese on the specially laid matting on the run-in to the stadium, to take the bronze medal.

Los Angeles, 7 Aug 1932

1,	Juan Carlos Zabala	ARG	2:31:36OR
2,	Sam Ferris	GBR	2:31:55
3,	Armas Toivonen	FIN	2:32:12
4,	Dunky Wright	GBR	2:32:41
5,	Seiichiro Tsuda	JPN	2:35:42
6,	Kim Un-Bae	KOR	2:37:28
7,	Albert Michelson	USA	2:39:38
8,	Oskar Hekš	CZE	2:41:35

(Competitors: 29; Countries: 15)

Six weeks before the Games, Paavo Nurmi ran 2:22:03.8 over 40.2Km (worth 2:29:10 for a full marathon), but was suspended by the IAAF for receiving payments for running in Germany in 1931. Without Nurmi the race got underway with Zabala the leader out of the stadium. By five miles Zabala was 200m clear, but was caught by Margarito Barros (MEX) at eight miles. The effort was too much, and the Mexican soon dropped back, eventually being the final finisher (in 20th place) with 3:10:51. Zabala led by 30 seconds at 15.2Km (57:00), and was a minute clear at 23Km, with Toivonen and Lauri Virtanen his closest pursuers, and Tsuda and Kim one minute behind the Finns.

Virtanen closed in on the Argentine, catching him at 31Km (1:30:00). By now Wright was third some 30 seconds behind, but caught the Finn at 33Km, and led Zabala by 60 seconds at 35.5Km. Like Virtanen, Wright had mis-timed his effort and was passed at 38Km by Zabala. The man who had led the field out of the stadium was the first to return, leading by a minute from the sprightly Ferris. Zabala, just 20, collapsed when he crossed the line, in contrast to the fresh Ferris, who made up 41 seconds on the leader in the last half mile of the race.

Berlin, 9 Aug 1936

1,	Sohn Kee-Chung	KOR	JPN	2:29:19.2OR	(Kitei Son)
2,	Ernie Harper		GBR	2:31:23.2	
3,	Nam Sung-Yong	KOR	JPN	2:31:42.0	(Shoryu Nan)
4,	Erkki Tamila		FIN	2:32:45.0	
5,	Väino Muinonen		FIN	2:33:46.0	
6,	Johannes Coleman		RSA	2:36:17.0	
7,	Donald Robertson		GBR	2:37:06.2	
8,	Henry Gibson		RSA	2:38:04.0	

(Competitors: 56; Countries: 27)

Zabala again led out of the stadium, and this time built up a lead which reached 90 seconds by 15Km (49:45). At halfway, achieved in a swift 1:11:29, the lead was less than a minute as Sohn and Harper were now clear of the main pack. At 28Km, Sohn moved away from Harper and caught Zabala just after 30Km, though Zabala was suffering after a brief fall. The reigning champion stayed with the Korean until 32Km, and then retired. Sohn went away steadily; 45 seconds ahead at 35Km, he was 1:27 clear by 40Km, and won by 2:04 from the exhausted Harper. Sohn became the first Olympian to duck below 2:30, and received a bonus as his teammate and fellow Korean came in third just 19 seconds behind Harper. Sohn had run 2:26:42 the previous year, but the other medallists ran lifetime bests.

Both the gold and bronze medallists were Koreans forced by the occupying power to adopt a Japanese name.

London, 7 Aug 1948

1,	Delfo Cabrera	ARG	2:34:51.6
2,	Tom Richards	GBR	2:35:07.6
3,	Etienne Gailly	BEL	2:35:33.6
4,	Johannes Coleman	RSA	2:36:06.0
5,	Eusebio Guíñez	ARG	2:36:36.0
6,	Sid Luyt	RSA	2:38:11.0
7,	Gustav Östling	SWE	2:38:40.6
8,	John Systad	NOR	2:38:41.0

(Competitors: 41; Countries: 21)

Gailly took the lead after three miles from Guíñez, and passed 10Km in 34:34, with a 12 seconds lead over Lou Wengau. This doubled to 24 seconds at 20Km (1:09:29). By 30Km Lou had lost touch, and Gailly was tiring, his lead over Guíñez having shrunk to 30 seconds (1:47:01). By now Choi Yoon-chil (KOR) was the fastest moving athlete, after improving from eighth to third in the previous 5Km, with Cabrera one second behind him, 52 behind the Belgian. Choi's efforts were too much, and he retired soon after 36Km, having led from Cabrera and Gailly by 28 seconds at 35Km. Cabrera was now ahead, with Richards closing in on Gailly; but then Gailly made a comeback, taking the lead at 40Km, and entering Wembley stadium first. However, he was almost "Pietri-like", and Cabrera and Richards soon passed him, with Coleman finishing 30 seconds behind the gallant Belgian.

Helsinki, 27 Jul 1952

1,	Emil Zátopek CZE	TCH	2:23:03.2OR
2,	Reinaldo Gorno	ARG	2:25:35.0
3,	Gustaf Jansson	SWE	2:26:07.0
4,	Choi Yoon-Chil	KOR	2:26:36.0
5,	Veikko Karvonen	FIN	2:26:41.8
6,	Delfo Cabrera	ARG	2:26:42.4
7,	József Dobronyi	HUN	2:28:04.8
8,	Erkki Puolakka	FIN	2:29:35.0

(Competitors: 66; Countries: 32)

Jim Peters (GBR) had set a world's best of 2:20:42.2 in June, with Stan Cox running the number two time ever of 2:21:42. In Helsinki, Peters quickly went ahead and was 19 seconds clear of Cox, Jansson and Zátopek at 5Km (15:43), and was still 16 seconds ahead at 10Km (31:55). Jansson and Zátopek had caught Peters (47:58) by 15Km, with Gorno and Cox just over a minute adrift. Zátopek asked Peters if the pace was too fast, to which Peters responded that it was too slow. So Zátopek speeded up, and he and Jansson promptly began to ease away from the gritty Briton.

Peters was ten seconds adrift by 20Km (1:04:27), and by 30Km Zátopek, in his first ever marathon, was 26 seconds clear of Jansson's 1:39:08, with Peters 45 seconds further back. Peters then suffered a cramp in his left leg, and retired shortly after. Jansson began to flag, and Gorno passed him shortly before 40Km (2:17:25, 2:15 behind

Zátopek). Cabrera was fourth, but being caught by Choi. The Korean did overtake Cabrera and was less than 25 seconds behind the faltering Jansson. Behind Choi, Karvonen was closing quickest and he beat Cabrera by less than a second. Up ahead Zátopek had won by 2:30 minutes from Gorno, which allied with his 5000m/m double, gave him the most remarkable running events treble in the history of the Olympics. At the start, before the gun, Zátopek had said "Men, today we die a little" – he just died less than the others.

Melbourne, 1 Dec 1956

1,	Alain Mimoun	FRA	2:25:00
2,	Franjo Mihalić	SRB	2:26:32
3,	Veikko Karvonen	FIN	2:27:47
4,	Lee Chang-Hoon	KOR	2:28:45
5,	Yoshiaki Kawashima	JPN	2:29:19
6,	Emil Zátopek	TCH	2:29:34
7,	Ivan Filin	RUS	2:30:37
8,	Evert Nyberg	SWE	2:31:12

(Competitors: 46; Countries: 23)

With temperatures soaring to 30°C this was not going to be a quick race, and the early 5Km splits pace of 16:25, 33:30 and 50:36 saw a dozen athletes bunched within a few seconds. Shortly before halfway Mimoun made a sharp attack on a hill, and broke away, leading from European Champion Karvonen by 50 seconds at 25Km (1:24:35). At 30Km (1:41:47) the lead was 1:12, with Karvonen joined by Mihalić and Kawashima, and Zátopek fifth, 51 seconds behind. Mimoun extended his lead to 1:32 by the finish, with Mihalić getting clear of Karvonen after 35Km.

Mimoun had won five silvers behind Zátopek in Olympic and European title races, and now finally won gold ahead of his old friend, who, having lost three months of training in '56, still managed sixth place. Mimoun competed in one more Olympics (34th in the 1960 marathon), but was still capable of 2:34:37 in 1972 at the age of 51.

Rome, 10 Sep 1960

1,	Abebe Bikila	ETH	2:15:16.2WB
2,	Rhadi ben Abdesslem	MAR	2:15:41.6
3,	Barry Magee	NZL	2:17:18.2
4,	Konstantin Vorobyov	RUS	2:19:09.6
5,	Sergey Popov	RUS	2:19:18.8
6,	Thyge Thøgersen	DEN	2:21:03.4
7,	Abebe Wakgira	ETH	2:21:09.4
8,	Bakir Benaissa	MAR	2:21:21.4

(Competitors: 69; Countries: 35)

The largest field in Olympic history set off at 17:30, the late start being an attempt to miss the heat of the day. Rhadi, the International Cross Country Champion, Bikila, Arthur Keily (GBR), and Aurele Vandendriessche (BEL) were the early leaders, passing 5Km in 15:35, and 15Km in 48:02. By 20Km Rhadi and the barefoot Bikila were 26 seconds ahead of Vandendriessche in 1:02:39, and the Belgian retired shortly afterwards.

The two leaders passed halfway in an unheard of 1:06:40. By 30Km (1:34:29) the two men were 2:23 clear of Magee and race favourite Popov. At 40Km they were still 1:26 ahead of Magee, who was now 1:46 clear of Vorobyov. Along the torchlit Appian way, Bikila opened a 50m gap with a kilometre remaining, and he extended the lead to 150m by the finish at the Arch of Constantine – a wonderfully dramatic setting for the close of an Olympic marathon. Bikila had beaten Popov's world best of 2:15:17 by less than a second. Bikila, an international unknown, won the Ethiopian trials race at altitude in 2:21:23 a month earlier by nine minutes, a prelude to the first ever gold medal for Ethiopia.

Tokyo, 21 Oct 1964

1,	Abebe Bikila	ETH	2:12:11.2WB
2,	Basil Heatley	GBR	2:16:19.2
3,	Kokichi Tsuburaya	JPN	2:16:22.8
4,	Brian Kilby	GBR	2:17:02.4
5,	József Sütő	HUN	2:17:55.8
6,	Buddy Edelen	USA	2:18:12.4
7,	Aurele Vandendriessche	BEL	2:18:42.6
8,	Kenji Kimihara	JPN	2:19:49.0

(Competitors: 68; Countries: 35)

Ron Clarke and Jim Hogan (GBR) were the early leaders, passing 10Km in a fast 30:14, with only Bikila, Hannachi (TUN) and Naftali Temu (KEN) in contact. At 15Km (45:35) Bikila, Hogan and Clarke were over a minute ahead of the chasing pack. Bikila – who'd had his appendix removed seven weeks earlier – went into the lead clad in shoes on this occasion, and at 20Km (1:00:58) was five seconds ahead of Hogan, with Clarke (1:01:39) now well back.

Bikila extended his lead to 40 seconds at 30Km (1:32:50), with Hogan 1:29 ahead of Tsuburaya and Suto. Just after 35Km Hogan retired, and by 40Km Bikila was almost three minutes clear of Tsuburaya. Heatley was now third, just over a minute behind Tsuburaya, but the Japanese star was fading. Bikila won with a world's best ever performance for the second time, and proceeded to warm down with some calisthenics to stupify and amuse the audience. Heatley caught the exhausted Tsuburaya with 120m to go to take the silver medal. Of the top eight, Edelen was the freshest finisher after Heatley, and Clarke continued to the finish, placing ninth in a personal best 2:20:26.8. Tsuburaya committed suicide early in 1968, still depressed by his "failure" in 1964 and his inability to overcome training injuries.

Mexico City, 20 Oct 1968

1,	Mamo Wolde	ETH	2:20:26.4
2,	Kenji Kimihara	JPN	2:23:31.0
3,	Michael Ryan	NZL	2:23:45.0
4,	Ismail Akçay	TUR	2:25:18.8
5,	Bill Adcocks	GBR	2:25:33.0
6,	Merawi Gebru	ETH	2:27:16.8
7,	Derek Clayton	AUS	2:27:23.8
8,	Tim Johnston	GBR	2:28:04.4

(Competitors: 74; Countries: 41)

Bikila and Wolde were the favourites, as they were considered least likely to be affected by the altitude, but Bikila had a leg injury and had to retire from the race after 17Km. The early leaders were Jürgen Busch (GDR) and Kenny Moore (USA). By 20Km (1:06:02) the leaders were Johnston and Gaston Roelants, the former steeplechaser, with Temu just behind them. In the next 5Km Temu moved into the lead (1:22:29), with Wolde eight seconds back, up from sixth, and Johnston now just over a minute behind the leader.

Wolde was ahead by 30Km, and Temu cracked shortly after, eventually placing 19th. Kimihara was up to second, but by 40Km was 2½ minutes back, with the lead extending continually. Wolde ran out an easy winner, in the best Ethiopian tradition, with Kimihara increasing his lead over Ryan by eight seconds in the last two kilometres.

Munich, 10 Sep 1972

1,	Frank Shorter	USA	2:12:19.8
2,	Karel Lismont	BEL	2:14:31.8
3,	Mamo Wolde	ETH	2:15:08.4
4,	Kenneth Moore	USA	2:15:39.8
5,	Kenji Kimihara	JPN	2:16:27.0
6,	Ron Hill	GBR	2:16:30.6

7,	Don Macgregor	GBR	2:16:34.4
8,	Jack Foster	NZL	2:16:56.2

(Competitors: 69; Countries: 35)

On a warm (21°C) and humid day the race was led by the world's fastest man, Derek Clayton, through 10Km (31:15) with Hill, one of the two favourites, right with him. Shorter, the other highly regarded runner, ran his next 5Km in 14:57, and by 15Km was five seconds up, which widened to 31 seconds over Lismont at 20Km (1:01:30). Relentlessly Shorter increased the lead to 1:05 at 30Km (1:32:49), with Wolde and Moore the closest followers, and Lismont 20 seconds behind. Wolde was a clear second at 35Km, 14 seconds up on Lismont, with Moore going through a bad patch. Shorter passed 40Km with a margin of two minutes over Lismont who had gained 21 seconds on Wolde in the previous 5Km. The order remained the same for the top four to the finish. Shorter was preceded into the stadium by a hoaxer, who ran almost a full lap before being bundled away.

Wolde, now aged 38, had made his first Olympic appearance 16 years earlier in the 1500m ... and 4 x 400m!

Montreal, 31 Jul 1976

1,	Waldemar Cierpinski	GDR	2:09:55.0OR
2,	Frank Shorter	USA	2:10:45.8
3,	Karel Lismont	BEL	2:11:12.6
4,	Donald Kardong	USA	2:11:15.8
5,	Lasse Viren	FIN	2:13:10.8
6,	Jerome Drayton	CAN	2:13:30.0
7,	Leonid Moseyev	RUS	2:13:33.4
8,	Franco Fava	ITA	2:14:24.6

(Competitors: 67; Countries: 35)

Shorter, and his teammate Bill Rodgers, were the favourites, but Rodgers had a foot injury which left him in 40th place by the finish. Rodgers led the pack on a wet humid day at 10Km (30:48), and Shorter was in front at 20Km (1:01:24) with a group of seven men in attendance. By 30Km (1:32:08) only Cierpinski was with the American, with Drayton third, and Rodgers still in the top six, alongside Viren who was attempting a Zátopek treble. Just before 35Km Cierpinski broke clear of Shorter, leading him by 13 seconds at that point, with Shorter easing slightly, resigned to take silver. Cierpinski considered that he had a psychological advantage over the American, knowing just how good he was, while he realised that Shorter knew nothing about his strengths and weaknesses. The tall (1.90m) Kardong was now third, ahead of Lismont, but the gutsy European champion went past the cramping American for the bronze. Viren was a creditable fifth ahead of Drayton. Cierpinski, like Gaston Roelants a former steeplechaser, had improved nearly 2½ minutes over his best, a win in the '76 national championships in May.

Moscow, 1 Aug 1980

1,	Waldemar Cierpinski	GDR	2:11:03
2,	Gerard Nijboer	NED	2:11:20
3,	Satymkul Dzhumanazarov	KGZ	2:11:35
4,	Vladimir Kotov	BLR	2:12:05
5,	Leonid Moseyev	RUS	2:12:14
6,	Rodolfo Gómez	MEX	2:12:39
7,	Dereje Nedi	ETH	2:12:44
8,	Massimo Magnani	ITA	2:13:12

(Competitors: 74; Countries: 40)

Despite the boycott, a record-equalling entry of 74 started the race in hot (26°C) conditions. Kotov led at 10Km in 31:16, but his lead of six seconds had diminished to nothing by 20Km (1:03:42), with 16 men bunched together. Gómez made a break a 23Km, leading the surprising Nijboer by six seconds at 25Km, a lead which was halved at 35Km. In the interim Viren had dropped out shortly after 25Km, the only time he

failed to finish a race in his illustrious Olympic career. Cierpinski and Nijboer went past Gómez, and the reigning champion was 19 seconds clear at 40Km (2:04:35). Behind them Dzhumanazarov won the battle of the Soviets, a trio which produced the best grouping since 1908 when the USA had three of the top four finishers.

Los Angeles, 12 Aug 1984

1,	Carlos Lopes	POR	2:09:21 ^{OR}
2,	John Treacy	IRL	2:09:56
3,	Charlie Spedding	GBR	2:09:58
4,	Takeshi Soh	JPN	2:10:55
5,	Rob de Castella	AUS	2:11:09
6,	Juma Ikangaa	TAN	2:11:10
7,	Joseph Nzau	KEN	2:11:28
8,	Djama Robleh	DJI	2:11:39

(Competitors: 107; Countries: 60)

Hot (27 °C) but dry conditions were thought likely to make this a slow race to be won by de Castella ahead of Japan's enigmatic Toshihiko Seko. A pack passed through 10Km in 31:15 and 20Km in 1:01:26 with the USA's well regarded Alberto Salazar dropping back. Runners began to slip away, but 12 were still in contention at 30Km (1:33:02). Seko, Robleh and de Castella fell back just before 35Km, and Lopes moved away with 5Km to run. His 5Km split to 40Km (2:02:56) was 14:33, and he was now 22 seconds ahead. The oldest man to win the Olympic marathon, at 37, Lopes won by 35 seconds, with Treacy breaking away from Spedding just before the stadium.

Seoul, 2 Oct 1988

1,	Gelindo Bordin	ITA	2:10:32
2,	Douglas Wakiihuri	KEN	2:10:47
3,	Ahmed Salah	DJI	2:10:59
4,	Takeyuki Nakayama	JPN	2:11:05
5,	Steve Moneghetti	AUS	2:11:49
6,	Charlie Spedding	GBR	2:12:19
7,	Juma Ikangaa	TAN	2:13:06
8,	Rob de Castella	AUS	2:13:07

(Competitors: 118; Countries: 66)

An early morning start would have been kinder to the runners. The race began at 14:35 with the temperature at 25°C and humidity at 74%. A large group went through 10Km (30:32), 20Km (1:01:21) and halfway (1:04:49) together. By 30Km (1:32:49) the top Australians had fallen off the pace, and when Bordin applied pressure at 31Km, Seko was gone, leaving a bunch of six – Bordin, Nakayama, Wakiihuri, Salah, Spedding and Ikangaa. These last two tailed away at 35Km, and Nakayama began slipping back at 37Km. Salah worked hard to 39Km, and left Wakiihuri 20m behind, with Bordin a further 20m back. Bordin saw the Kenyan World Champion tiring and passed him just past 40Km (2:03:39), with Salah still four seconds ahead. Some 600m later Bordin passed Salah, and then went away from his exhausted competitors to win Italy's first Olympic gold medal in the event, 80 years after Pietri had crossed the line in first place.

Barcelona, 9 Aug 1992

1,	Hwang Young-cho	KOR	2:13:23
2,	Koichi Morishita	JPN	2:13:45
3,	Stephan Freigang	GER	2:14:00
4,	Takeyuki Nakayama	JPN	2:14:02
5,	Salvatore Bettiol	ITA	2:14:15
6,	Salah Qoqaiche	MAR	2:14:25
7,	Jan Huruk	POL	2:14:32
8,	Hiromi Taniguchi	JPN	2:14:42

(Competitors: 110; Countries: 72)

As in 1988, the heat and humidity at the start were high (25°C, 72%), and with the race ending in Montjuïc stadium after a long uphill climb, would clearly be a tough one. The pace was slow, with Hwang leading at 10Km (31:59), and Qoqaiche at 20Km (1:04:00). Bettiol made a move just after midway (1:07:22) just as World Champion Taniguchi slipped and lost a shoe, losing 20 seconds in the process. Bettiol's move was soon covered, and Morishita began to push the pace, with only Hwang and his teammate Kim Jae-yong able to keep up.

Kim led at 30Km (1:34:42), but it was a last ditch effort, and he fell back to finish 10th. The two Asians were now leading by 100m from Freigang and Nakayama. As the long hill to Montjuïc began each man tried to break the other with brief surges. Eventually, with 2Km to go, Hwang made his big effort, and won by over 100m. Freigang beat Nakayama with a finishing kick. This was officially Korea's first gold medal, but Hwang himself said "It was important for me to win this for Sohn Kee-Chung, the hero of 1936."

Atlanta, 4 Aug 1996

1,	Josia Thugwane	RSA	2:12:36
2,	Lee Bong-Ju	KOR	2:12:39
3,	Eric Wainaina	KEN	2:12:44
4,	Martín Fiz	ESP	2:13:20
5,	Richard Nerurkar	GBR	2:13:39
6,	Germán Silva	MEX	2:14:29
7,	Steve Moneghetti	AUS	2:14:35
8,	Benjamín Paredes	MEX	2:14:55

(Competitors: 119; Countries: 76)

Held in the early morning, the heat was not excessive (23°C), but the humidity was oppressive at 92%. No great surprise that the leading 20 of the biggest Olympic field ever were together at 30Km. Of these, Vanderlei de Lima (BRA) fared worst, tailing off to 47th in the last 12Km. The first half had taken 1:07:36, with the fastest 5Km section (the second) a slow 15:35. At 31Km Thugwane attacked, leaving all except Lee 50m behind, with Wainaina chasing and catching them after 2Km. The 30-35Km section was the fastest of the race (15:11), and the three stayed together for the next 5Km (15:33), a mainly uphill section towards the centre of Atlanta.

Fiz, the race favourite and World Champion, had closed to within 70m of the leaders at 38Km, but the three leaders got away on the downhill section to the stadium. Thugwane finally escaped from Lee and Wainaina with 1000m to go, and Lee passed the Kenyan at the entrance to the stadium. The winning margin of three seconds was the slimmest in Olympic history.

Sydney, 1 Oct 2000

1,	Gezahegn Abera	ETH	2:10:11
2,	Eric Wainaina	KEN	2:10:31
3,	Tesfaye Tola	ETH	2:11:10
4,	Jon Brown	GBR	2:11:17
5,	Giacomo Leone	ITA	2:12:14
6,	Martín Fiz	ESP	2:13:06
7,	Abdelkader El Mouaziz	MAR	2:13:49
8,	Mohamed Ouaadi	FRA	2:14:04

(Competitors: 100; Countries: 69)

With a strong wind hindering the runners, this race was never going to be fast. A large pack of runners passed the halfway mark in 65:02, led by Domingos Castro of Portugal. At the 17-mile mark Wainaina surged but the wind held him back and he finally reduced the pack to a group of 4 with only Brown and the two Ethiopians in touch. The Kenyan dropped Brown after 21 miles and Tola two miles later. Abera surged ahead after 24 miles to become one of the youngest ever Olympic marathon winners at 22 years 161 days. Wainaina improved one place from Atlanta and Tola held off Brown for the final medal.

Athens, 29 Aug 2004

1,	Stefano Baldini	ITA	2:10:55
2,	Meb Keflezighi	USA	2:11:29
3,	Vanderlei de Lima	BRA	2:12:11
4,	Jon Brown	GBR	2:12:26
5,	Shigeu Aburaya	JPN	2:13:11
6,	Toshinari Suwa	JPN	2:13:24
7,	Eric Wainaina	KEN	2:13:30
8,	Albert Chaiça	POR	2:14:17

(Competitors: 101; Countries: 61)

Wary of the heat (30°C), the highest for an Olympic distance race since 1924, the pace went slowly through the first 15Km (48:15), before Henrick Ramaala (RSA) opened up a 50m lead. This was closed down by 20Km (63:54) and de Lima then made a break. The Brazilian led for more than 15Km, expanding the lead to 47 seconds at 30Km, but lost 19 seconds over the next 5Km. At the 36Km mark a mentally disturbed Irishman (Neil Horan) ran at de Lima pushing him into the crowd. The man was grabbed and de Lima continued on his way, having lost about 20 seconds of a 48-second lead. Baldini caught the Brazilian just before 39Km, and went away to win by 34 seconds from Keflezighi, while de Lima managed to hold on from Brown, who placed fourth for the second Games in succession.

Baldini had covered his fourth 10Km (mainly downhill) in a superb 28:59 and would have won the race without de Lima's tribulations, but the Brazilian might have won silver without the interruption. At the Athens closing ceremony later that day, de Lima was awarded the Pierre de Coubertin medal in recognition of his courage and spirit of fair play.

Beijing, 24 Aug 2008

1,	Samuel Wanjiru	KEN	2:06:32OR
2,	Jaouad Gharib	MAR	2:07:16
3,	Tsegay Kebede	ETH	2:10:00
4,	Deriba Merga	ETH	2:10:21
5,	Martin Lel	KEN	2:10:24
6,	Viktor Röthlin	SUI	2:10:35
7,	Gashaw Asfaw	ETH	2:10:52
8,	Yared Asmeron	ERI	2:11:11

(Competitors: 95; Countries: 57)

The expected hot and humid conditions were thought to militate against a quick pace, as was Beijing's smog which was once anticipated to be so bad that the race would need to be cancelled. The latter fear proved to be utterly unfounded, while the former was dispelled with a first 5Km by Wanjiru of 14:52, followed by 14:33. It was evident that a quick race was in store, despite the temperature of 24°C at the start (rising to 30° by the end of the race).

The leading group comprised of eight men when halfway was reached in 62:34 with Yonas Kifle (ERI) leading, with Merga, Gharib, Lel and Wanjiru all in attendance. Kifle would eventually fade to 36th, losing nearly 14 minutes in the second half. At 30Km Merga led from Wanjiru (1:29:14) with Gharib four seconds back. Wanjiru broke away at the 38Km mark, and by 40Km (1:59:54) was 18 seconds clear of Gharib, with Merga another 1:39 back. Unworried by the heat, the Kenyan finished in a magnificent 2:06:32, and Gharib, 44 seconds behind, was 2:44 ahead of Kebede, who passed his teammate Merga with 250m to go. Wanjiru (21) became the youngest marathon champion since 1932 and his time was the fastest ever in a major championship or in such difficult conditions.

Tragically Wanjiru – whose name was wrongly shown as “Wansiru” in Beijing's information systems – did not live to make further Olympic history. On May 15, 2011 at age 24, he died from his injuries after falling off a balcony at his home in Nyahururu. It is not clear if his death was an accident, suicide or murder.

MEN'S MARATHON

The Best on Points

16	Abebe Bikila	ETH	1960-1, 1964-1
	Waldemar Cierpinski	GDR	1976-1, 1980-1
15	Frank Shorter	USA	1972-1, 1976-2
	Eric Wainaina	KEN	1996-3, 2000-2, 2004-7

Most Placings in Top Eight

3	Sam Ferris	GBR	1924-5, 1928-8, 1932-2
	Kenji Kimihara	JPN	1964-8, 1968-2, 1972-5
	Wainaina		

Most Appearances

4	Karel Lismont	BEL	1972-2, 1976-3, 1980-9, 1984-24
	Baikuntha Manandhar	NEP	1976-50, 1980-37, 1984-46, 1988-54
	Rob de Castella	AUS	1980-10, 1984-5, 1988-8, 1992-26
	Ahmed Salah	DJI	1984-20, 1988-3, 1992-30, 1996-42
	Steve Moneghetti	AUS	1988-5, 1992-48, 1996-7, 2000-10
	Lee Bong-Ju	KOR	1996-2, 2000-24, 2004-14, 2008-28
	Pavel Loskutov	EST	1996-58, 2000-35, 2004-25, 2008-dnf
	Toni Bernadó	AND	1996-87, 2000-49, 2004-57, 2008-58

Placing Table

	G	S	B	4	5	6	7	8	M	Points
USA	3	2	5	4	2	3	4	2	10	115
JPN	1	2	2	4	4	3	-	2	5	81
GBR	-	4	1	4	3	2	2	2	5	78
ETH	4	-	3	1	-	1	3	-	7	64
FIN	2	-	3	2	4	-	1	1	5	63
FRA	3	2	-	1	-	-	1	2	5	47
RSA	2	2	-	1	-	2	-	1	4	42
GRE	1	1	-	1	3	1	2	1	2	40
ITA	2	1	1	-	2	-	-	2	4	39
KEN	1	2	1	-	1	-	2	-	4	36
SWE	-	1	2	1	-	1	1	3	3	32
ARG	2	1	-	-	1	1	-	-	3	30
URS	-	-	1	2	2	-	2	-	1	28
CAN	1	-	-	-	2	2	2	-	1	26
BEL	-	1	2	1	-	-	1	-	3	26
KOR	1	1	-	2	-	-	-	-	2	25
GER	2	-	1	-	-	-	-	-	3	22
MAR	-	2	-	-	-	1	1	1	2	20
AUS	-	-	-	-	2	1	2	1	0	16
NZL	-	-	2	-	-	-	-	1	2	13
TCH (CZE)	1	-	-	-	-	1	-	1	1	12
HUN	-	-	1	-	1	-	1	-	1	12
CHI	-	1	-	-	-	1	-	-	1	10
POR	1	-	-	-	-	-	-	1	1	9
ESP	-	-	-	1	-	1	-	-	0	8
EST	-	1	-	-	-	-	-	-	1	7
IRL	-	1	-	-	-	-	-	-	1	7
NED	-	1	-	-	-	-	-	-	1	7
YUG (SRB)	-	1	-	-	-	-	-	-	1	7
DJI	-	-	1	-	-	-	-	1	1	7
DEN	-	-	-	-	-	2	-	1	0	7
MEX	-	-	-	-	-	2	-	1	0	7
BRA	-	-	1	-	-	-	-	-	1	6
CUB	-	-	-	1	-	-	-	-	0	5
TUR	-	-	-	1	-	-	-	-	0	5
TAN	-	-	-	-	-	1	1	-	0	5
SUI	-	-	-	-	-	1	-	-	0	3
POL	-	-	-	-	-	-	1	-	0	2
ERI	-	-	-	-	-	-	-	1	0	1
NOR	-	-	-	-	-	-	-	1	0	1
Totals	27	27	27	27	27	27	27	26	81	971

Breakdown of URS placings:

RUS	-	-	-	1	2	-	2	-	0	17
KGZ	-	-	1	-	-	-	-	-	1	6
BLR	-	-	-	1	-	-	-	-	0	5
Totals	-	-	1	2	2	-	2	-	1	28

Breakdown of GER placings:

GDR	2	-	-	-	-	-	-	-	2	16
GER	-	-	1	-	-	-	-	-	1	6
Totals	2	-	1	-	-	-	-	-	3	22

3000 Metres Steeplechase

1896 – 1912: not held, though see discontinued events for other steeplechase distances

Antwerp, 20 Aug 1920

1,	Percy Hodge	GBR	10:00.4OR
2,	Patrick Flynn	USA	10:21.0e
3,	Ernesto Ambrosini	ITA	10:32.0e
4,	Gustaf Mattsson	SWE	10:32.1e
5,	Michael Devaney	USA	10:34.3e
6,	Albert Hulsebosch	USA	10:37.7e
7,	Lars Hedwall	SWE	10:42.2e
8,	Raymond Watson	USA	10:50.3e

(Competitors: 16; Countries: 6; Finalists: 8)

Devaney (10:23.0), Flynn (10:36.0) and Hodge (10:17.4) were the heat winners. The final was run at 9:00, and Ambrosini was the initial leader. Hodge took over in the second lap, and ran away from the field to lead by 100y by halfway. Flynn broke away from the pack in the penultimate lap, and was a clear second, with the deficit reported as anything from 75y to almost 100m behind Hodge.

Paris, 9 Jul 1924

1,	Ville Ritola	FIN	9:33.6OR
2,	Elias Katz	FIN	9:44.0e
3,	Paul Bontemps	FRA	9:45.2e
4,	Marvin Rick	USA	9:56.4e
5,	Karl Ebb	FIN	9:57.5e
6,	Evelyn Montague	GBR	9:58.0e
7,	Michael Devaney	USA	10:01.0e
8,	Albert Isola	FRA	10:14.8e

(Competitors: 19; Countries: 8; Finalists: 9)

Ritola went into the lead early and, despite poor technique at the solid fence-like hurdles, won by more than 50m from Katz in a time which was just 0.2 seconds off the best on record, set by Bontemps the previous month. Katz fell with two laps to go but recovered from seventh place to pass Bontemps in the finishing straight.

Amsterdam, 4 Aug 1928

1,	Toivo Loukola	FIN	9:21.8WR
2,	Paavo Nurmi	FIN	9:31.2e
3,	Ove Andersen	FIN	9:35.6e
4,	Nils Eklöf	SWE	9:38.0e
5,	Henri Dartigues	FRA	9:40.0e
6,	Lucien Duquesne	FRA	9:40.5e
7,	Melvin Dalton	USA	
8,	William Spencer	USA	

(Competitors: 22; Countries: 10; Finalists: 9)

The domination of the Finns was evident in the heats, won by Ritola (9:46.6), Nurmi (9:58.8), and Loukola (9:37.6). Of the times prior to Amsterdam, Loukola had been much the fastest man with 9:25.2, more than ten seconds quicker than Dalton (9:35.6). Nurmi fell in the water jump early in his heat, and was helped up by Duquesne. Nurmi stayed with the tiny (1.55m) Frenchman to the end of the heat, the two amicably crossing the line together.

In the final, Andersen and Loukola were the early leaders, with only Ritola of the favourites losing touch early. Exhausted from the 5000m the day before, he eventually dropped out. The decisive move came from Loukola in the fifth lap, where the pace for the 417m lap was increased from 80.8 to 77.2, and then 76.4 for the next lap. By the bell he was 13 seconds ahead of Nurmi, and won easing up, yet still beat his own best on record by more than three seconds. Nurmi had too much pace for Andersen and won the silver medal easily.

Los Angeles, 6 Aug 1932**3460 Metres**

1,	Volmari Iso-Hollo	FIN	10:33.4
----	-------------------	-----	---------

2,	Tom Evenson	GBR	10:46.0
3,	Joe McCluskey	USA	10:46.2
4,	Martti Matilainen	FIN	10:52.4
5,	George Bailey	GBR	10:53.2
6,	Glen Dawson	USA	10:58.0e
7,	Giuseppe Lippi	ITA	11:04.0e
8,	Walter Pritchard	USA	11:04.5e

(Competitors: 15; Countries: 8; Finalists: 10)

Evenson set an Olympic record of 9:18.8 in the first heat, to be followed by Iso-Hollo's 9:14.6, ahead of McCluskey (9:14.8). All three of the United States athletes ran under 9:20. Iso-Hollo took the lead in the final in the second lap, and built up a big lead over his pursuers – Evenson, Dawson and McCluskey.

During the race the lap counter made an error, and as Iso-Hollo reached the finish (in 9:08.4) he was urged to run another 460m lap. Behind him, McCluskey reached 3000m in second place, but was overtaken by Evenson in the final lap. McCluskey was offered the chance of a re-run, but declined, stating that the official finishing line was the end of the race.

Berlin, 8 Aug 1936

1,	Volmari Iso-Hollo	FIN	9:03.8WR
2,	Kalle Tuominen	FIN	9:06.8
3,	Alfred Dompert	GER	9:07.2
4,	Martti Matilainen	FIN	9:09.0
5,	Harold Manning	USA	9:11.2
6,	Lars Larsson	SWE	9:16.6
7,	Voldemārs Vītols	LAT	9:18.8
8,	Glen Dawson	USA	9:21.2

(Competitors: 28; Countries: 13; Finalists: 12)

Dompert was the fastest heat winner (9:27.2) in windy conditions, with Iso-Hollo and Tuominen comfortably winning the other heats. Heyn led for 300m of the first lap, whereupon Iso-Hollo moved to the front, with only Matilainen attempting to stay with the reigning champion. Iso-Hollo built up a lead of some 30m, and won by just over 20m after the chasing group of four made their bid for the lesser medals. Manning had to let go first, but Matilainen was third until 200m to go when, to the delight of the crowd, Dompert passed him to win bronze behind Tuominen.

London, 5 Aug 1948

			<u>Adjusted</u>
1,	Tore Sjöstrand	SWE	9:04.6
2,	Erik Elmsäter	SWE	9:08.2
3,	Göte Hagström	SWE	9:11.8
4,	Alex Guyodo	FRA	9:13.6
5,	Pentti Siitloppi	FIN	9:19.6
6,	Petar Šegedin SRB	YUG	9:20.4
7,	Browning Ross	USA	9:24.1
8,	Constantino Miranda	ESP	9:26.6

(Competitors: 26; Countries: 12; Finalists: 12)

	<u>Differential</u>
Sjöstrand	0.00
Elmsäter	3.81 behind
Hagström	7.54
Guyodo	8.92
Siitloppi	15.39
Šegedin	16.08
Ross	19.42
Miranda	22.00

Elmsäter, the first to run under nine minutes (8:59.6 in 1944), Sjöstrand the fastest man of 1948 (9:02.0), and European champion Raphaël Pujazon were the heat winners and favourites, with Elmsäter the quickest at 9:15.0. Pujazon dropped out in the final just before halfway with

stomach problems, and Sjöstrand and Elmsäter pushed the pace, with only Siltaloppi in touch.

The Finn was dropped just after the bell, and Sjöstrand proved too strong for his teammate in the last lap. Behind them Hagström moved from fifth to third in the last lap with a powerful finish, to give Sweden its only clean sweep on the track in Olympic athletics history.

Helsinki, 25 Jul 1952

				<u>Electrics</u>
1,	Horace Ashenfelter	USA	8:45.4OR	(8:45.68)
2,	Vladimir Kazantsev	RUS	8:51.6	(8:51.52)
3,	John Disley	GBR	8:51.8	(8:51.94)
4,	Olavi Rinteenpää	FIN	8:55.2	(8:55.60)
5,	Curt Söderberg	SWE	8:55.6	(8:55.87)
6,	Günter Hesselmann	GER/FRG	8:55.8	(8:55.98)
7,	Mikhail Saltykov	URS	8:56.2	(8:56.47)
8,	Helmut Gude	GER/FRG	9:01.4	(9:01.36)

(Competitors: 35; Countries: 19; Finalists: 12)

<u>Splits</u>	<u>1000m</u>	<u>2000m</u>
Ashenfelter	2:50.4	5:47.4
Kazantsev	2:50.6	5:47.6
Rinteenpää	2:50.8	
Saltykov	2:49.8	

Although there would be no official world record in the event until 1954, the standard improved dramatically in 1952, with five men running under nine minutes in the heats (only four had ever run sub-9 before 1952), with the big favourite Kazantsev (8:58.17) and Disley (8:59.60) taking the first two heats, to be followed by Ashenfelter taking the role of “dark horse” with his surprising US record of 8:51.18.

Saltykov led for the initial two laps in the final, and then Ashenfelter took over. He and Kazantsev built up a lead of 20m with one and a half circuits to go. Behind them, Disley was third, having moved up from seventh in the sixth lap. Kazantsev made his big effort with 200m to go, but was passed by Ashenfelter coming out of the final water jump. Within 25m he gained 5m, and Kazantsev eased off, getting home just 3m ahead of the charging Disley. Ashenfelter's world best time would not be improved upon until 1955.

Melbourne, 29 Nov 1956

				<u>Electrics</u>
1,	Chris Brasher	GBR	8:41.2	(8:41.35)
2,	Sándor Rozsnyói	HUN	8:43.6	(8:43.68)
3,	Ernst Larsen	NOR	8:44.0	(8:44.05)
4,	Heinz Laufer	GER/FRG	8:44.4	(8:44.53)
5,	Semyon Rzhishchin	RUS	8:44.6	(8:44.58)
6,	John Disley	GBR	8:44.6	(8:44.79)
7,	Neil Robbins	AUS	8:50.0	(8:50.36)
8,	Eric Shirley	GBR	8:57.0	

(Competitors: 23; Countries: 13; Finalists: 10)

<u>Splits</u>	<u>1000m</u>	<u>2000m</u>
Brasher	2:54.5	5:54.6
Rozsnyói	2:53.8	5:54.8
Larsen	2:52.4	5:53.6
Laufer	2:55.2	5:55.8
Rzhishchin	2:53.8	5:54.4
Disley	2:54.0	5:55.2
Robbins	2:55.4	5:55.6
Shirley	2:54.2	5:55.0

Rozsnyói and Jerzy Chromik (POL) were the favourites, but the Pole withdrew with stomach problems. Ashenfelter duplicated his 8:51.0 heat from 1952, but this time failed to qualify, placing sixth in his heat. In the final Larsen led from the gun, passing 1000m in 2:52.4, and 2000m in 5:53.6, with Rozsnyói, Rzhishchin and Brasher following 4-5m behind. Rzhishchin went to the front with two laps to go, and led at the bell in 7:39.1, with Rozsnyói, Larsen, Brasher and Disley ready to pounce. Brasher went past Larsen on the inside with 300m to go, brush-

ing the Norwegian with his right arm, and surging away from the others. Within 50m he was 10m ahead, and won by 15m from Rozsnyói, who had been the quickest to react to Brasher's surge. Brasher was disqualified initially for his “foul” of Larsen, but then reinstated.

Rome, 3 Sep 1960

				<u>Electrics</u>
1,	Zdzisław Krzyszkowiak	POL	8:34.2OR	(8:34.30)
2,	Nikolay Sokolov	RUS	8:36.4	(8:36.55)
3,	Semyon Rzhishchin	RUS	8:42.2	(8:42.34)
4,	Gaston Roelants	BEL	8:47.6	(8:47.85)
5,	Gunnar Tjörnebo	SWE	8:58.6	(8:58.87)
6,	Ludwig Müller	GER/FRG	9:01.6	(9:01.57)
7,	“Deacon” Jones	USA	9:18.2	(9:18.22)
8,	Aleksey Konov	RUS	9:18.2	(9:18.23)

(Competitors: 32; Countries: 21; Finalists: 9)

Sokolov (8:43.57), Krzyszkowiak (8:49.86) – the favourite, and Rzhishchin (8:48.34) were the heat winners, with George Young (USA) the fastest non-qualifier with 8:50.93. Konov set the pace in the final, held in 30°C weather, passing 1000m in a fast 2:45.0, and Sokolov took over the lead in the second kilometre, but let the pace drop, passing 2000m in 5:45.8, with Roelants and Krzyszkowiak on his heels. At the bell Sokolov led by 5m from Krzyszkowiak, with Rzhishchin a further 10m behind. The Pole, European 5000m and m Champion, was clearly the man in form. He went past Sokolov with 250m to go, and won comfortably, some three seconds off his world record, with Sokolov well clear of Rzhishchin for the minor medals.

Tokyo, 17 Oct 1964

1,	Gaston Roelants	BEL	8:30.8OR
2,	Maurice Herriott	GBR	8:32.4
3,	Ivan Belyayev	UKR	8:33.8
4,	Manuel de Oliveira	POR	8:36.2
5,	George Young	USA	8:38.2
6,	Guy Texereau	FRA	8:38.6
7,	Adolfas Aleksejūnas	LTU	8:39.0
8,	Lars-Erik Gustafsson	SWE	8:41.8

(Competitors: 29; Countries: 19; Finalists: 10)

<u>Splits</u>	<u>1000m</u>	<u>2000m</u>
Roelants	2:52.0	5:38.6
Herriott	2:53.2	5:44.0
Belyayev	2:53.4	5:43.4
de Oliveira	2:52.2	5:43.8
Young	2:53.6	5:42.0
Texereau	2:52.4	5:40.4
Aleksejūnas	2:52.0	5:42.8
Gustafsson	2:53.0	5:50.6

De Oliveira won the first heat in 8:40.8, before Herriott (8:33.0) and then Aleksejūnas (8:31.8) broke the Olympic record in the other heats. However, it was Roelants who was the favourite, having won his previous 27 races since 1961. The Belgian led by 5m at the end of the first lap, and though the field closed to 0.2 seconds behind at 1000m, Roelants surged in the fifth lap and by 2000m was 12m ahead of his nearest pursuer Texereau. Young was 10m behind the Frenchman, and Herriott was seventh. Roelants went away from the field with 2 laps to go, and led by 40m with a lap to go. He extended the lead by 10m in the next half-lap, but eased back in the last 200m, partially through fatigue, but was still 10m clear of the fast-finishing Herriott at the finish. Belyayev and de Oliveira moved up to overtake Young, second at the bell.

Mexico City, 16 Oct 1968

				<u>Electrics</u>
1,	Amos Biwott	KEN	8:51.0	(8:51.02)

2,	Benjamin Kogo	KEN	8:51.6	(8:51.56)
3,	George Young	USA	8:51.8	(8:51.86)
4,	Kerry O'Brien	AUS	8:52.0	(8:52.08)
5,	Aleksandr Morozov	RUS	8:55.6	(8:55.61)
6,	Mikhail Zhelev	BUL	8:58.4	(8:58.41)
7,	Gaston Roelants	BEL	8:59.4	(8:59.50)
8,	Arne Risa	NOR	9:09.0	(9:08.98)

(Competitors: 40; Countries: 27; Finalists: 12)

Splits	1000m	2000m
Biwott	3:04.6	6:06.5
Kogo	3:04.2	6:04.4
Young	3:08.4	6:05.8
O'Brien	3:06.8	6:06.2
Morozov	3:07.0	6:05.0
Zhelev	3:07.2	6:05.6
Roelants	3:05.0	6:03.2
Risa	3:08.0	6:09.6

George Young, and Viktor Kudinskiy (URS), an electrifying finisher, were the favourites, and while both qualified for the final, neither broke nine minutes, a barrier only bettered by Kogo and the unknown Biwott. The latter prophetically was termed by *Track and Field News* in their Olympic preview as "a possible surpiser". The biggest surprise of Biwott's running was his water jump technique, as he flew off the barrier straight over the water, looking like a long jumper.

Kogo led the field at 1000m in the final in a slow 3:04.2, with Kudinskiy having already dropped out. Roelants, though troubled with a bad knee, led at 2000m, 8m ahead of Kogo, with Biwott seventh. By the bell Kogo and Young were together, with Biwott still seventh some 15m adrift. With 300m to go Young kicked, and only Kogo and O'Brien could respond. Kogo caught Young at the water jump, and came out of the water ahead with O'Brien just behind. Biwott was now closing rapidly. At the last hurdle he was still fourth, but stormed past all three with 30m to go with a last 418m lap of 63.5. Kogo just beat O'Brien and Young. Of all Kenya's Olympic champions there have been none with tactics more eccentric than Biwott.

Munich, 4 Sep 1972

1,	Kip Keino	KEN	8:23.64OR
2,	Ben Jipcho	KEN	8:24.62
3,	Tapio Kantanen	FIN	8:24.66
4,	Bronisław Malinowski	POL	8:27.92
5,	Dušan Moravčík	CZE	8:29.06
6,	Amos Biwott	KEN	8:33.48
7,	Romualdas Bitė	LTU	8:34.64
8,	Pekka Päivärinta	FIN	8:37.17

(Competitors: 49; Countries: 29; Finalists: 12)

Splits	1000m	2000m
Keino	2:55.2	5:45.0
Jipcho	2:55.5	5:44.9
Kantanen	2:55.0	5:45.2
Malinowski	2:54.5	5:44.7
Moravcik	2:55.3	5:45.3
Biwott	2:54.6	5:44.9

Kantanen set an Olympic record of 8:24.8 in the first heat, and Biwott improved this in the final heat to 8:23.73, with Kipcho (8:31.6) and Päivärinta (8:29.0) taking the other preliminaries. World record holder Kerry O'Brien (AUS) failed to qualify after losing a shoe in a heat, won by Jipcho.

The final saw no-one willing to lead, with the result that the first kilometre was run in 2:54.4, and the pace was improved only slightly at 2000m, where Malinowski led in 5:44.8. Keino eased into the lead with 500m to go, with Biwott third, and Jipcho moving up fast on the outside. At the bell Keino led with Jipcho, and as the Kenyans turned the screw, only Kantanen could stay in contact. Keino came out of the water jump ahead of Jipcho, who was then overtaken by Kantanen. Keino had too much speed for Kantanen to cope with on the run-in, while Jipcho caught the Finn in the last few metres.

Montreal, 28 Jul 1976

1,	Anders Gärderud	SWE	8:08.02WR
2,	Bronisław Malinowski	POL	8:09.11
3,	Frank Baumgartl	GDR	8:10.36
4,	Tapio Kantanen	FIN	8:12.60
5,	Michael Karst	FRG	8:20.14
6,	Euan Robertson	NZL	8:21.08
7,	Dan Glans	SWE	8:21.53
8,	Antonio Campos	ESP	8:22.65

(Competitors: 24; Countries: 16; Finalists: 12)

Gärderud and Malinowski had been the world's top steeplechasers for two seasons, with Malinowski, the European Champion, recognised as a tough competitor. Gärderud was regarded as better on the watch than in major races. Malinowski won the first heat in an Olympic record 8:18.56, with Gärderud third in 8:21.43, while Britain's Dennis Coates was a surprise winner of the other heat in 8:18.95.

Campos led the final at world record pace for the first kilometre (2:43.6), Malinowski took over in the fourth lap. The pace slipped only slightly by 2000m (5:29.1), with Gärderud, Baumgartl and Kantanen the only ones in contact. With 600m to go Kantanen began to slip back. The Swede attacked with 300m to go, dropping Malinowski, but not the surprising Baumgartl. Gärderud stole 2m with a better water jump clearance and reached the last hurdle 2m clear. Baumgartl caught the hurdle with his trailing knee and fell heavily, leaving Gärderud to win with a new world record. Behind him Malinowski had to hurdle Baumgartl after clearing the last barrier, while the German got up to finish third, both running national records behind the Swede.

Moscow, 31 Jul 1980

1,	Bronisław Malinowski	POL	8:09.70
2,	Filbert Bayi	TAN	8:12.48
3,	Eshetu Tura	ETH	8:13.57
4,	Domingo Ramón	ESP	8:15.74
5,	Francisco Sánchez	ESP	8:17.93
6,	Giuseppe Gerbi	ITA	8:18.47
7,	Bogusław Maminski	POL	8:19.43
8,	Anatoliy Dimov	RUS	8:19.75

(Competitors: 31; Countries: 18; Finalists: 12)

Splits	1000m	2000m
Malinowski	2:41.0	5:25.6
Bayi	2:38.8	5:20.3
Tura	2:39.2	5:24.4
Ramón	2:41.5	5:26.5
Sanchez	2:39.9	5:30.1
Gerbi	2:42.5	5:31.4
Maminski	2:43.6	5:30.5
Dimov	2:44.0	5:31.1

Bayi had finished ninth in his heat eight years earlier, and then won fame as a world record breaker in the 1500m and Mile. He reverted to the steeplechase in 1980, and beat Malinowski, the Olympic favourite, in Stockholm a month before Moscow. Bayi was the fastest in the heats (8:21.38) and semi-finals (8:16.11), while Malinowski won the other semi in 8:21.15.

Bayi, famed for his front-running, was the leader in the final at 1000m (2:38.8) with Malinowski 15m back (2:41.0). He was still was on world record schedule at 2000m (5:20.3), 25m ahead of Tura, and more than 30m clear of Malinowski (5:25.6). The Pole's pace judgement was sound as he closed to within 5m of Bayi at the bell, and went away from the exhausted Tanzanian at the final water jump, to win by nearly 20m, with Tura closing to finish 8m behind Bayi.

Los Angeles, 10 Aug 1984

1,	Julius Korir	KEN	8:11.80
2,	Joseph Mahmoud	FRA	8:13.31

3,	Brian Diemer	USA	8:14.06
4,	Henry Marsh	USA	8:14.25
5,	Colin Reitz	GBR	8:15.48
6,	Domingo Ramón	ESP	8:17.27
7,	Julius Kariuki	KEN	8:17.47
8,	Pascal Debacker	FRA	8:21.51

(Competitors: 35; Countries: 25; Finalists: 12)

Kariuki was the fastest heat winner (8:19.45), while Korir was the quickest semi-finalist with 8:17.40. The final started slowly, and Peter Renner (NZL) became impatient and went to the front, passing the kilometre points in 2:47.4 and 5:32.6.

The most exciting moment came when a bizarre-minded fan tried to join the race at the water jump on the second lap. Marsh, the favourite, had worked his way through the field, and at the bell was just behind Korir. With 220m left Korir kicked, and the race was over. Mahmoud moved into second with 70m to go, and Diemer passed the exhausted Marsh in the last few strides.

Seoul, 30 Sep 1988

1,	Julius Kariuki	KEN	8:05.51 ^{OR}
2,	Peter Koech	KEN	8:06.79
3,	Mark Rowland	GBR	8:07.96
4,	Alessandro Lambruschini	ITA	8:12.17
5,	William Van Dijk	BEL	8:13.99
6,	Henry Marsh	USA	8:14.39
7,	Patrick Sang	KEN	8:15.22
8,	Bogusław Maminski	POL	8:15.97

(Competitors: 32; Countries: 24; Finalists: 13)

Splits	1000m	2000m
Kariuki	2:44.0	5:28.6
Koech	2:43.7	5:28.8
Rowland	2:44.0	5:29.0
Lambruschini	2:44.8	5:30.3
Van Dijk	2:43.3	5:28.9
Marsh	2:45.3	5:31.6
Sang	2:44.6	5:29.9
Maminski	2:44.3	5:29.2

Van Dijk ran the fastest semi-final ever in clocking 8:15.63, and Azzedine Brahmi (ALG) was only slightly slower in the other semi (8:16.54). The slowest of the 13 qualifiers ran 8:19.99. World Champion Francesco Panetta (ITA) took on the duties of pacemaker, passing 1000m in 2:42.5, but slowing to 5:27.9 at 2000m as his conditioning, not as good as in his banner year of '87, found him out. Koech, with Kariuki in tow, breezed past Panetta. Kariuki went away from Koech with 600m to go. Only Rowland attempted to get close to the Kenyans, and he ended up 8m behind Koech. Kariuki looked over his shoulder just after the last hurdle and eased up slightly in his last few strides, thereby missing the world record of 8:05.4.

Barcelona, 7 Aug 1992

1,	Matthew Birir	KEN	8:08.84
2,	Patrick Sang	KEN	8:09.55
3,	William Mutwol	KEN	8:10.74
4,	Alessandro Lambruschini	ITA	8:15.52
5,	Steffen Brand	GER	8:16.60
6,	Tom Hanlon	GBR	8:18.14
7,	Brian Diemer	USA	8:18.77
8,	Azzedine Brahmi	ALG	8:20.71

(Competitors: 32; Countries: 23; Finalists: 12)

Splits	1000m	2000m
Birir	2:45.3	5:32.3
Sang	2:45.4	5:32.2
Mutwol	2:44.9	5:31.9
Lambruschini	2:46.0	5:33.4
Brahmi	2:45.2	

Only Mutwol ran a sub-8:20 time in the two preliminary rounds, clocking 8:19.83 in his semi-final. He went on to set the pace in the final, and led from Brahmi and his Kenyan teammates. Just after the kilometre mark Birir caught his foot on Brahmi's heel, and slipped over, losing half his shredded left shoe before rejoining the pack in ninth place. Within 100m Birir had made his way back to fourth, and soon joined Mutwol and Sang at the front. Birir moved to the front just after 2000m, and increased the pace from a 66.8 lap to 64.5 and then 62.3. He sped his last 200m in 30.3, gaining most of his winning advantage after the last water jump. The Kenyans had run a team race with perfect results.

Atlanta, 31 Jul 1996

1,	Joseph Keter	KEN	8:07.12
2,	Moses Kiptanui	KEN	8:08.33
3,	Alessandro Lambruschini	ITA	8:11.28
4,	Matthew Birir	KEN	8:17.18
5,	Mark Croghan	USA	8:17.84
6,	Steffen Brand	GER	8:18.52
7,	Brahim Boulami	MAR	8:23.13
8,	Jim Svenøy	NOR	8:23.39

(Competitors: 35; Countries: 22; Finalists: 12)

Splits	1000m	2000m
Keter	2:44.6	5:29.4
Kiptanui	2:44.4	5:29.2
Lambruschini	2:45.2	5:29.7
Birir	2:44.8	5:29.5
Croghan	2:45.6	5:30.9
Brand	2:46.0	5:33.5

As in 1992 the heat militated against fast preliminary race times, with only the second semi-final seeing a sub-8:20 race, as Keter (8:18.90) and Kiptanui (8:18.91) eased across the line together. Kiptanui, the only man to have run quicker than 8:00, went into the lead on the first lap of the final, and led for more than 95% of the race. After 1500m the Kenyans went clear of the pack, with only Angelo Carosi (ITA) attempting to go with them. Carosi faded badly just before 2000m, but by then he had been displaced as a threat to the Kenyans by Lambruschini.

The Kenyans were seen talking amongst themselves – probably about Lambruschini – who went with Kiptanui and Keter as Birir began to fade. The Italian was powerless when the two Kenyans accelerated sharply with 250m to go. Keter caught Kiptanui at the last water jump, hurdling it rather than running off the top of the barrier, but didn't get away from the three-time World Champion until after the last hurdle. His last lap was 59.4, with Kiptanui running 60.4, and Lambruschini an easing up 63.1. The Italian thus won an Olympic bronze after two consecutive fourth places.

Sydney, 29 Sep 2000

1,	Reuben Kosgei	KEN	8:21.43
2,	Wilson Boit Kipketer	KEN	8:21.77
3,	Ali Ezzine	MAR	8:22.15
4,	Bernard Barmasai	KEN	8:22.23
5,	Luis Miguel Martín	ESP	8:22.75
6,	Eliseo Martín	ESP	8:23.00
7,	Brahim Boulami	MAR	8:24.32
8,	Günther Weidlinger	AUT	8:26.70

(Competitors: 40; Countries: 29; Finalists: 15)

The heats were won by two of the favourites – Kosgei (8:23.17) and Barmasai (8:23.08) – while the third was headed by Laid Bessou (ALG) in 8:21.14 ahead of Boit Kipketer, the other likely winner.

The pace in the final was slow, causing Kallabis, the European Champion, to fall at the first hurdle. Luis Martín passed 1000m in 2:55.85, and the pace increased slightly in the second kilo, reached in 5:43.91 by Kosgei. From this point on Kosgei kept the lead, though

Boit and Luis Martin both challenged for the lead in the final lap. Boit drew level with Kosgei 20m from the finish but lost when the two bumped arms and he missed his stride, leaving Kosgei to win. Ezzine finished quickly to prevent a Kenyan sweep of the medals.

Kosgei was already well-known as the World Junior Champion of 1998, so it was less than helpful that he had been initially entered under the name Reuben Seroney. That was the version of his name which appeared in the heats, but common sense prevailed in time for the final in which his familiar name was used.

Athens, 24 Aug 2004

1,	Ezekiel Kemboi	KEN	8:05.81
2,	Brimin Kipruto	KEN	8:06.11
3,	Paul Kipsiele Koech	KEN	8:06.64
4,	Moussa Obaid	QAT	8:07.18
5,	Luis Miguel Martin	ESP	8:11.64
6,	Simon Vroemen	NED	8:13.25
7,	Bouabdellah Tahri	FRA	8:14.26
8,	Ali Ezzine	MAR	8:15.58

(Competitors: 39; Countries: 25; Finalists: 15)

The dominance of Kenya was never in doubt. Of the 12 previous available medals, nine had been won by Kenya. The only threat to their domination came from Saaed Saif Shaheen, the World Champion, and Moussa Obaid – two Kenyan athletes who had transferred to Qatar in 2003. The lesser-known Obaid was allowed to compete, but Shaheen, previously Stephen Cherono, was blocked from competition by Kenya.

The Kenyans swapped the lead among themselves for the first kilometre (2:42.55/Kemboi), before Koech, the only sub-eight minute performer present, surged. There was no decisive break, though the leading pack was reduced to four – the three Kenyans and Obaid – by 2Km (5:24.27/Koech). The pace then slowed, and by the bell, Luis Miguel Martin had joined the pack, only to see the Kenyans zip away. Koech led his teammates until just before the final water jump, when Kemboi struck. He won by two metres from Kipruto, but was always in control in the last 150m. Koech sprinted in to ensure Kenya's second-ever clean sweep. Kipruto became the youngest-ever to win an Olympic steeplechase medal.

Beijing, 18 Aug 2008

1,	Brimin Kipruto	KEN	8:10.34
2,	Mahiedine Mekhissi Benabbad	FRA	8:10.49
3,	Richard Matelong	KEN	8:11.01
4,	Yakob Jarso	ETH	8:13.47
5,	Bouabdellah Tahri	FRA	8:14.79
6,	Youcef Abdi	AUS	8:16.36
7,	Ezekiel Kemboi	KEN	8:16.38
8,	Abubaker Ali Kamal	QAT	8:16.59

(Competitors: 38; Countries: 26; Finalists: 15)

The world's top steeplechaser, Paul Kipsiele Koech, missed Beijing after placing fourth in the Kenyan trials when he fell at the final water-jump. Nevertheless, the Kenyans were still favoured to sweep the medals. The first and last heats provided no fast losers, the slowest of whom (Moldova's Ion Luchianov 8:18.97) ran in the second heat, won by Jarso (8:16.88).

Ruben Ramolefi (RSA) led a slowly paced race through the first kilometre (2:46.97) of the final, and the pace stayed slow through the second third of the race (5:33.84 at 2000m). Mustafa Mohamed (SWE) then upped the pace, from 66.2 to 63.8 in the penultimate lap. The bell was reached in 7:11.0 with Kemboi leading, and Kipruto (7:12.0) in seventh place. In a frenetic final lap, their positions reversed, with Kipruto taking the lead with 100m to go. Battling him all the way was the surprising Mekhissi Benabbad; the big (190/79Kg) Frenchman lost out only by a metre to Kipruto, with Matelong a further 4m back. The winner ran the last 100m in 13.5.

MEN'S 3000 METRES STEEPLECHASE

The Best on Points

20	Bronisław Malinowski	POL	1972-4, 1976-2, 1980-1
16	Volmari Iso-Hollo	FIN	1932-1, 1936-1
	Alessandro Lambruschini	ITA	1988-4, 1992-4, 1996-3

Most Finals

3	Gaston Roelants	BEL	1960-4, 1964-1, 1968-7
	Malinowski		
	Henry Marsh	USA	1976-10, 1984-4, 1988-6
	Lambruschini		

Most Appearances

4	Cahit Onel	TUR	1948-5h3, 1952-10, 1960-10h3, 1964-10h2
---	------------	-----	---

3 18 Men

Placing Table

	G	S	B	4	5	6	7	8	M	Points
KEN	9	7	3	2	-	1	3	-	19	158
FIN	4	3	2	4	2	-	-	1	9	94
USA	1	1	3	2	4	3	5	4	5	82
GBR	2	2	2	-	2	3	-	1	6	60
SWE	2	1	1	2	2	1	2	1	4	55
FRA	-	2	1	1	2	2	1	2	3	43
URS	-	2	2	-	2	-	3	2	4	42
GER	-	-	2	1	2	3	-	1	2	35
POL	2	1	-	1	-	-	1	1	3	31
ITA	-	-	2	2	-	1	1	-	2	27
ESP	-	-	-	1	3	2	-	2	0	25
BEL	1	-	-	1	1	-	1	-	1	19
ETH	-	-	1	1	-	-	-	-	1	11
MAR	-	-	1	-	-	-	2	1	1	11
AUS	-	-	-	1	-	1	1	-	0	10
NOR	-	-	1	-	-	-	-	2	1	8
HUN	-	1	-	-	-	-	-	-	1	7
TAN	-	1	-	-	-	-	-	-	1	7
QAT	-	-	-	1	-	-	-	1	0	6
POR	-	-	-	1	-	-	-	-	0	5
TCH	-	-	-	-	1	-	-	-	0	4
BUL	-	-	-	-	-	1	-	-	0	3
NED	-	-	-	-	-	1	-	-	0	3
NZL	-	-	-	-	-	1	-	-	0	3
YUG	-	-	-	-	-	1	-	-	0	3
LAT	-	-	-	-	-	-	1	-	0	2
ALG	-	-	-	-	-	-	-	1	0	1
AUT	-	-	-	-	-	-	-	1	0	1
Totals	21	21	21	21	21	21	21	21	63	756

Breakdown of URS placings:

RUS	-	2	1	-	2	-	-	1	3	29
UKR	-	-	1	-	-	-	-	-	1	6
LTU	-	-	-	-	-	-	2	-	0	4
BLR	-	-	-	-	-	-	1	-	0	2
ARM	-	-	-	-	-	-	-	1	0	1
Totals	-	2	2	-	2	-	3	2	4	42

Breakdown of GER placings:

GER	-	-	1	1	3	-	1	1	25	
GDR	-	-	1	-	-	-	-	1	6	
FRG	-	-	-	-	1	-	-	0	4	
Totals	-	-	2	1	2	3	-	1	2	35

110 Metres Hurdles Athens, 7 Apr 1896

1,	Thomas Curtis	USA	17.6OR
2,	Grantley Goulding	GBR	17.7e

(Competitors: 9; Countries: 6; Finalists: 2)

The heats were won by Goulding in 18.4 from Alajos Szokolai (HUN), and by Curtis (18.0) from William Hoyt (USA). The Slovak-born Hungarian (aka Alojz Szokol) didn't appear for the final, and Hoyt decided to concentrate on the pole vault, which he won. Curtis started faster than Goulding and was quicker between the hurdles, but Goulding's better technique over the very solid barriers got him to the 10th hurdle in the lead. Curtis's speed told on the run-in, and he got to the line just under half a metre ahead.

Paris, 14 Jul 1900

1,	Alvin Kraenzlein	USA	15.4OR
2,	John McLean	USA	15.8e
3,	Frederick Moloney	USA	15.9e
4,	Jean Lécuyer	FRA	
	Norman Pritchard	GBR	DNF

(Competitors: 9; Countries: 3; Finalists: 5)

Kraenzlein improved the Olympic record to 15.6 in his heat – a world best over the metric distance. Behind him, Moloney (16.0e) and McLean (16.0e) were much quicker than Pritchard, winner of the other heat in 16.6. Lécuyer made the final without having to run, as his opposition didn't turn up. Moloney and McLean then won repechage heats to qualify.

McLean got a flying start in the final, and led by 4m at the first hurdle. However, Kraenzlein was the finest hurdler of his era, the first to use the single arm thrust technique used by all the modern top hurdlers, and the first to run over the hurdles rather than jump. He caught McLean by the eighth hurdle, and crossed the line 2.5m ahead. Again, it was a world's best for 110m hurdles, though his best over the slightly shorter 120y (109.73m) was 15.2.

St. Louis, 3 Sep 1904

1,	Fred Schule	USA	16.0
2,	Thaddeus Shideler	USA	16.2e
3,	Lesley Ashburner	USA	16.4e
4,	Frank Castleman	USA	

(Competitors: 6; Countries: 2; Finalists: 4)

Schule, the 1903 US Champion, and Castleman, the 1904 US Champion won the heats in 16.2. In the final Schule and Shideler ran together for half the race, and then Schule drew away to win handily from Shideler, with Ashburner a metre in third place. The slow times were due to a headwind.

Athens, 1 May 1906

1,	Robert Leavitt	USA	16.2
2,	Alfred Healey	GBR	16.2e
3,	Vincent Duncker	RSA	16.3e
4,	Hugo Friend	USA	16.4e
5,	Henri Molinié	FRA	

(Competitors: 15; Countries: 8; Finalists: 5)

Healey and Leavitt won their heats in 16.5, with Friend, the US Champion winning his heat in 16.5. Duncker, a South African who had trained in Germany and arrived in Athens with the German team, won the repechage heat in 17.4. Friend hit the first hurdle, and could not get back on terms with Leavitt and Healey, who raced neck and neck the whole way. Healey led at the last hurdle, but Leavitt got ahead by 30cm on the run-in.

London, 25 Jul 1908

1,	Forrest Smithson	USA	15.0WR
2,	John Garrels	USA	15.7e
3,	Arthur Shaw	USA	15.8e
4,	William Rand	USA	16.0e

(Competitors: 26; Countries: 11; Finalists: 4)

Smithson, Rand, Garrels and Alfred Healey (GBR) all ran 15.8 in their heats, the fastest of the 14 first round races. Shaw ran 15.6 in the first semi-final, and was followed by Smithson, who equalled the Olympic record. The third race saw Rand win the closest semi-final in 15.8 from

Healey (15.9). The Briton was three tenths faster than Garrels who won the last semi-final in an eased-up 16.2.

Smithson got a fine start in the final, and increased his lead on the grass course in the centre of the stadium throughout the race, winning by almost seven yards. Photos showing Smithson, a deeply religious man, carrying a bible while running over a hurdle, were taken after the race.

Stockholm, 12 Jul 1912

1,	Fred Kelly	USA	15.1
2,	James Wendell	USA	15.2
3,	Martin Hawkins	USA	15.3
4,	John Case	USA	15.3
5,	Kenneth Powell	GBR	15.5
	John Nicholson	USA	DNF

(Competitors: 21; Countries: 9; Finalists: 6)

The first two in each heat qualified for the second round, and George Chisholm (USA) was the fastest man in round 1 with 15.3. Chisholm placed second in his second round race, and so missed the final, as Wendell got home 2m ahead in 15.5, after Gerard Anderson (GBR) led by 2m until falling at the eighth hurdle. Case and Nicholson were the fastest of the round with 15.4 clockings. The final got under way at the third time of asking, with Nicholson and Powell slowest away. By the eighth hurdle Nicholson had caught Wendell and Kelly, but fell at that barrier, leaving Kelly to get home first with his last few strides, missing the Olympic Record by just one tenth of a second.

Antwerp, 18 Aug 1920

1,	Earl Thomson	CAN	14.8WR
2,	Harold Barron	USA	15.0e
3,	"Feg" Murray	USA	15.2e
4,	Harry Wilson	NZL	15.2e
5,	Walker Smith	USA	15.3e
6,	Carl-Axel Christiernsson	SWE	15.5e

(Competitors: 24; Countries: 15; Finalists: 6)

Thomson had won the IC4A title in May in a world record 14.4, and was a clear favourite, but was beaten by Barron by 2m in 15.2 in the first round. The two men then won their semi-finals in 15.0, equalling the Olympic record. In the final Barron was drawn in lane 1 with Thomson in the outside lane.

Thomson, using his double arm shift whereby both arms were thrust forward as he crossed the hurdle, was the first man to rise at the first obstacle, inches ahead of Wilson and Barron. He was threatened by the American for the first half of the race, and then the strength of the big (1.90/84Kg) Canadian began to tell. He won by just under 2m in a metric world record of 14.8, with Barron an equal distance clear of Murray and Wilson. Though a world record, this time was 0.4 seconds slower than his best over 120 yards (109.73m).

Paris, 9 Jul 1924

1,	Daniel Kinsey	USA	15.0
2,	Sydney Atkinson	RSA	15.0
3,	Sten-Pelle Pettersson	SWE	15.4
4,	Carl-Axel Christiernsson	SWE	15.5
5,	Karl Anderson	USA	
	George Guthrie	USA	DQ (knocked over hurdle) (15.1)

(Competitors: 28; Countries: 15; Finalists: 6)

Atkinson was the fastest in the first round, winning the eighth and last heat in 15.2. He repeated that time in the semi-finals, though on this occasion was just beaten by Guthrie, who also ran 15.2. In the final Kinsey was leading at the first hurdle, just ahead of Atkinson and

Anderson, with Guthrie just behind. These four were clear of their Swedish opposition approaching the last barrier, when Anderson fell after hitting the ninth hurdle hard. Kinsey was still just ahead of Atkinson and managed to stay 30cm ahead of the South African's charge, though Atkinson was off balance from hitting the last hurdle. Guthrie was just behind these two, but subsequently disqualified (under the rules of the day) for knocking over three hurdles. A time of 15.9 credited to Anderson was clearly incorrect as photos show him still behind the last hurdle prostrate as the winner finished.

Amsterdam, 1 Aug 1928

1,	Sydney Atkinson	RSA	14.8
2,	Stephen Anderson	USA	14.8e
3,	John Collier	USA	14.9e
4,	Leighton Dye	USA	15.0e
5,	George Weightman-Smith	RSA	15.0e
6,	Fred Gaby	GBR	15.2e

(Competitors: 41; Countries: 24; Finalists: 6)

Weightman-Smith was fastest in the first round with 14.8, while six others ran 15.0, and he was again quickest in the semis, this time running a world record 14.6. The first two heats saw Dye and Anderson clock 14.8, with Sweden's teenager Eric Wennström just eliminated behind Gaby as both ran 14.9 behind Dye. Another Swede, former world record holder Sten Pettersson also missed the final by one place.

Collier was fastest off the blocks in the final, with Atkinson just behind him. Atkinson and Anderson soon went clear of Collier, while Weightman-Smith was hindered by smacking a hurdle hard. In a desperately close finish Atkinson edged Anderson by less than six inches, with Dye a similarly slim margin clear of Weightman-Smith for fourth place.

Los Angeles, 3 Aug 1932

				<u>Electrics</u>
1,	George Saling	USA	14.6	(14.57)
2,	Percy Beard	USA	14.7	(14.72)
3,	Don Finlay	GBR	14.8	(14.79)
4,	Jack Keller	USA	14.8	(14.83)
5,	Lord Burghley (David Cecil)	GBR	14.8	(14.84)
	Willi Welscher	GER	DQ (knocked over hurdle)	(15.3e)

(Competitors: 17; Countries: 10; Finalists: 6)

Beard (14.7), Finlay (14.8), Welscher (14.8) and Keller (14.9) were the heat winners, and Keller then won the first semi-final in 14.5, one tenth ahead of Lord Burghley and Finlay, while Saling equalled the world record of 14.4 ahead of Beard (14.6) in the other semi-final.

The final got under way at 15:45 with Keller on the outside fastest away, Beard on the inside closed up on Keller, catching him when he hit the fifth hurdle. Beard caught the sixth barrier, and Saling went into the lead. Saling hit the 10th and stumbled, but was well in the lead by then and won by more than a metre from Beard. Finlay prevented a USA clean sweep, catching Keller with a driving finish. Welscher was disqualified for knocking over three hurdles, a harsh rule in view of the hindering effect of hitting the old fashioned barriers.

Berlin, 6 Aug 1936

1,	Forrest Towns	USA	14.2
2,	Don Finlay	GBR	14.4
3,	"Fritz" Pollard	USA	14.4
4,	Håkan Lidman	SWE	14.4
5,	John Thornton	GBR	14.7
6,	Larry O'Connor	CAN	15.0

(Competitors: 31; Countries: 20; Finalists: 6)

Towns, who had run 14.1 four times before the Games, and Fritz Pollard, the first world class black hurdler, were favourites for the gold and silver. Towns was fastest in both preliminary rounds, clocking 14.5 and then 14.1 to equal his world record. Lidman ran 14.5 behind Towns, a time emulated by Finlay in winning the other semi, just ahead of Pollard after the American had led for most of the race.

In the final Pollard got a superb start and led Towns by half a metre at the second hurdle, which he hit. Towns caught him at the third hurdle, and went clear for good. Pollard was still second at the 10th hurdle, but hit it, and lost the silver to Finlay on the run-in, with Lidman inches behind in fourth place. Towns went on to run 13.7 three weeks later.

London, 4 Aug 1948

(Wind: against)				<u>Adjusted</u>
1,	William Porter	USA	13.9OR	14.2
2,	Clyde Scott	USA	14.1	14.3
3,	Craig Dixon	USA	14.1	14.3
4,	Alberto Triulzi	ARG		14.8
5,	Peter Gardner	AUS		14.8
6,	Håkan Lidman	SWE		14.9

(Competitors: 28; Countries: 18; Finalists: 6)

	<u>Differential</u>
Porter	0.00
Scott	0.04 behind
Dixon	0.09
Triulzi	0.51
Gardner	0.59
Lidman	0.66

Harrison Dillard was holder of the world record, but he fell in the US Trials, won by Bill Porter in an electrically-timed 13.90. The three selected Americans were clearly the class of the field, and Dixon (14.2) and Porter (14.3) were 0.3 faster than anyone else in the heats. The same differential remained in the semi-finals, as Dixon ran 14.2 ahead of Gardner's 14.5, and was followed by Porter, edging Scott, 14.1 to 14.2, some 0.4 ahead of Triulzi. The biggest event in round 1 for the home crowd was the demise of Finlay. The British veteran, who first ran internationally in 1929, was leading in heat 5 by a metre when he fell at the final hurdle.

In the final, the burly (1.83/82Kg) Scott was off the fastest and led until the third hurdle, when Dixon took over. He led until the eighth hurdle, when Porter surged past. Scott finished quickly, but Porter held on in a frenzied finish. The official winning margin of 0.2 was clearly incorrect, as less than one tenth of a second separated the first three men.

Helsinki, 24 Jul 1952

(Legal)				<u>Electrics</u>
1,	Harrison Dillard	USA	13.7OR	(13.91)
2,	Jack Davis	USA	13.7OR	(14.00)
3,	Arthur Barnard	USA	14.1	(14.40)
4,	Yevgeniy Bulanchik	UKR	URS 14.5	(14.73)
5,	Ken Doubleday	AUS	14.7	(14.82)
6,	Ray Weinberg	AUS	14.8	(15.15)

(Competitors: 30; Countries: 20; Finalists: 6)

Dillard equalled Porter's Olympic record of 13.9 in the first round, an auto-timed 14.01, with Davis clocking 14.0 (14.23) in his heat, almost four tenths quicker than the next best in the field. Dillard then won his semi-final in 14.0 (14.14) 3m ahead of Barnard – 14.2 (14.44). Davis won the other semi, easing up in 14.4 (14.62) after an atrocious start.

Davis had a false start in the final, and while he ran well at the second attempt, he was a yard behind Dillard, a superb starter, by the first hurdle. Davis closed on Dillard, almost catching him, but Dillard was technically faultless. Davis's rush was affected by hitting the seventh

and ninth hurdles. Dillard won by three-quarters of a metre, looking entirely unruffled by the pressure he had been under, with Barnard 4m behind, well clear of Bulanchik for third.

Melbourne, 26 Nov 1956

(-1.9)				<u>Electrics</u>
1,	Lee Calhoun	USA	13.5OR	(13.70)
2,	Jack Davis	USA	13.5OR	(13.73)
3,	Joel Shankle	USA	14.1	(14.25)
4,	Martin Lauer	GER/FRG	14.5	(14.67)
5,	Stanko Lorgjer SLO	YUG	14.5	(14.68)
6,	Boris Stolyarov RUS	URS	14.6	(14.71)

(Competitors: 24; Countries: 15; Finalists: 6)

In 1952 Dillard and Davis had been in a different class from the opposition, and in Melbourne the superiority of the top two was even more emphatic. Davis ran an unratified 13.3y just before the Games, and had set a world record of 13.4 in the US Championships, but was only just favoured over Calhoun, with whom he had tied for first in the US Olympic Trials. The rivalry between the two men was bitter after Davis had stated that Calhoun was “a flash in the pan” and wouldn’t be able to go the distance outdoors.

In the heats Davis and US third string Shankle ran 14.0, while Calhoun and the talented Lauer ran 14.1. All three Americans ran 14.0 in the semi-finals, with Lauer next fastest (14.4).

Calhoun and Lorgjer were fastest off the blocks in the final, and by the second hurdle it was clearly a duel between the two star Americans. The margin scarcely varied from the 30cm Calhoun took at the start and Davis was never able to get closer. The two men flashed across the line in 13.70 and 13.73 respectively, remarkable running on a soft cinder surface into a strong headwind. Experts considered that on a good hard surface and with no wind, the time would have been three or four tenths faster.

Rome, 5 Sep 1960

(0.0)				<u>Electrics</u>
1,	Lee Calhoun	USA	13.8	(13.98)
2,	Willie May	USA	13.8	(13.99)
3,	Hayes Jones	USA	14.0	(14.17)
4,	Martin Lauer	GER/FRG	14.0	(14.20)
5,	Keith Gardner JAM	BWI	14.4	(14.55)
6,	Valentin Chistyakov RUS	URS	14.6	(14.71)

(Competitors: 36; Countries: 21; Finalists: 6)

Calhoun, who had equalled the Lauer’s world record of 13.2 two weeks earlier, was favourite, but May was fastest in the first two rounds, clocking 14.0 then 13.8. He was pushed by Anatoliy Mikhailov (URS) in the second round, the Russian running 13.9. Lauer also ran 13.9 in his heat. May won the first semi handily from Jones, 13.7 (13.87) to 14.1 (14.22). Calhoun had a similar victory over Lauer in the second semi 13.7 (13.87) to 14.0 (14.15), while Mikhailov failed to finish.

As in 1956, Calhoun took a metre advantage by the first hurdle in the final, and his principal opponent then tried to cut away the deficit. May was perhaps six inches behind at the last hurdle and closed to within three inches as both lunged desperately for the tape, Calhoun falling past the line in his efforts. The battle for third was similarly close, with Jones beating Lauer off the last hurdle by 30cm. The slow time is explained by the strong crosswind, which hindered the balance of the runners.

Tokyo, 18 Oct 1964

(2.0)				<u>Electrics</u>
1,	Hayes Jones	USA	13.6	(13.67)
2,	Blaine Lindgren	USA	13.7	(13.74)
3,	Anatoliy Mikhailov RUS	URS	13.7	(13.78)
4,	Eddy Ottoz	ITA	13.8	(13.84)
5,	Gurbachan Singh	IND	14.0	(14.09)

6,	Marcel Duriez	FRA	14.0	(14.09)
7,	Giovanni Cornacchia	ITA	14.1	(14.12)
8,	Giorgio Mazza	ITA	14.1	(14.17)

(Competitors: 37; Countries: 24; Finalists: 8)

The first round saw no-one run faster than 14.1. On the next day, in the wet and cold (14°C), Mikhailov won the first semi in 13.9w, with Willie Davenport the US Trials winner back in seventh, impeded by an injured thigh. Lindgren won the other semi-final, also in 13.9, with Jones easing through in 14.0, and Ottoz the slowest qualifier for the final with 14.1 (14.12).

As in the three previous finals, the gold was won at the start. Jones, reputed to be the fastest starter in the world, was almost a metre clear at the first hurdle. Lindgren closed all the way, and was fractionally ahead coming off the last hurdle. But Jones’s speed (9.4 for 100y) was too much for Lindgren, who lost a little ground by leaning for the line too early. Behind him Mikhailov and Ottoz closed rapidly, with the Italian – for once without his trademark sunglasses – finishing fastest of all for fourth, a metre behind Lindgren. For Jones, it was the final outdoor race of his career.

Mexico City, 17 Oct 1968

(0.0)				<u>Electrics</u>
1,	Willie Davenport	USA	13.3OR	(13.33)
2,	Ervin Hall	USA	13.4	(13.42)
3,	Eddy Ottoz	ITA	13.4	(13.46)
4,	Leon Coleman	USA	13.6	(13.67)
5,	Werner Trzmiel	FRG	13.6	(13.68)
6,	Bo Forssander	SWE	13.7	(13.73)
7,	Marcel Duriez	FRA	13.7	(13.77)
8,	Pierre Schoebel	FRA	14.0	(14.02)

(Competitors: 33; Countries: 24; Finalists: 8)

Ottoz equalled the Olympic record in the heats, running 13.5 – an Olympic best of 13.61 on electric timing. The three Americans – Davenport 13.6 (13.65), Hall 13.7 (13.75) and Coleman 13.7 (13.77) – were the next fastest. Taking advantage of a near-maximum legal wind (1.8), Hall ran a lifetime best of 13.3 (13.38) to smash the Olympic record, leading Ottoz – 13.5 (13.53) home in the first semi-final. In the other heat Davenport duplicated Ottoz’s time in windless conditions with Coleman right next to him in second with 13.5 (13.54).

Davenport blasted the start in the final, and was never threatened, flowing to victory in 13.3, which on electric timing was 13.33, the fastest ever run. Behind him Hall and Coleman battled for second, with Ottoz in fourth after a dismal start. Coleman hit the sixth hurdle, and Ottoz went past. He gained on Hall all the way to the finish, losing silver by 30cm.

Munich, 7 Sep 1972

(0.3)				
1,	Rod Milburn	USA	13.24WR	
2,	Guy Drut	FRA	13.34	
3,	Thomas Hill	USA	13.48	
4,	Willie Davenport	USA	13.50	
5,	Frank Siebeck	GDR	13.71	
6,	Leszek Wodzyński	POL	13.72	
7,	Lubomir Nádeníček CZE	TCH	13.76	
8,	Petr Čech CZE	TCH	13.86	

(Competitors: 39; Countries: 27; Finalists: 8)

Milburn and Hill were the fastest in the heats with 13.57 and 13.62, and confirmed their form with semi-final wins of 13.44 and 13.47 respectively. Hill displayed a dreadful start and great fluidity over the hurdles in edging Drut (13.49), while Milburn also came from behind in beating Siebeck (13.58).

Milburn, the world record holder and favourite, shot out of the blocks in the final, and ripped to a 2m lead by the sixth hurdle, main-

taining half of that lead to the tape, reached in a new world record time of 13.24. Behind him, Hill was second early on, but Drut caught him at the fourth barrier and the Frenchman showed a powerful finish in cutting back Milburn's lead. Hill edged Davenport for third, though the reigning champion was in silver medal position until the eighth hurdle.

Montreal, 28 Jul 1976

(0.0)

1,	Guy Drut	FRA	13.30
2,	Alejandro Casañas	CUB	13.33
3,	Willie Davenport	USA	13.38
4,	Charles Foster	USA	13.41
5,	Thomas Munkelt	GDR	13.44
6,	James Owens	USA	13.73
7,	Vyacheslav Kulebyakin	RUS	13.93
8,	Viktor Myasnikov	BLR	URS 13.94

(Competitors: 24; Countries: 17; Finalists: 8)

With five to qualify from each of the three first round heats, there was little pressure on the favourites. Drut (14.04) eased through his race, while Foster ran the fastest of the day with 13.68. After Foster won the first semi-final in 13.45 from Munkelt (13.48), Casañas then ran 13.34, well clear of Drut (13.49) and Davenport (13.55).

Drut got an electrifying start in the final, and was slightly ahead of the rest, led by Davenport, by the first hurdle, with Casañas recovering from a poor start. The top five were all in with a chance of gold until the eighth hurdle, where Drut got away from Davenport, and Casañas went past Munkelt, then Foster, before catching Davenport at the 10th hurdle. Drut led by half a metre at the 10th, and held 30cm of that lead at the finish. France had expected Drut to win, and he performed brilliantly under that pressure, as did Davenport, competing in his fourth straight Olympics, a remarkable record.

Moscow, 27 Jul 1980

(0.9)

				Reactions
1,	Thomas Munkelt	GDR	13.39	0.129
2,	Alejandro Casañas	CUB	13.40	0.144
3,	Aleksandr Puchkov	RUS	URS 13.44	0.145
4,	Andrey Prokofyev	RUS	URS 13.49	0.145
5,	Jan Pusty	POL	13.68	0.149
6,	Arto Bryggare	FIN	13.76	0.175
7,	Javier Moracho	ESP	13.78	0.151
8,	Yuriy Chervanyev	BLR	URS 15.80	0.166

(Competitors: 23; Countries: 16; Finalists: 8)

This was one of the worst hit events of the Moscow Games, as the world's top two men – Greg Foster and world record holder Renaldo Nehemiah, who between them ran 14 of the 15 fastest times of 1980 – were missing because of the boycott. Casañas and Munkelt were the fastest in the first two rounds, with 13.46 and 13.55 in the heats, succeeded by 13.44 and 13.49 in the semi-finals.

In the final Casañas led the field to the first hurdle, which he hit hard, and when he did the same at the second, Munkelt was in the lead. Casañas gained all the way from the third hurdle, and at the 10th was just behind, with Puchkov 20cm back, and Prokofyev fourth half a metre behind the East German. Puchkov hit the last hurdle so hard that it smashed, looking as fragile as balsa wood. The Russian bumped Munkelt and both lost ground to Casañas, who finished centimetres behind Munkelt, with Puchkov outleaning Prokofyev for third.

Los Angeles, 6 Aug 1984

(-0.4)

				Reactions
1,	Roger Kingdom	USA	13.20OR	0.137
2,	Greg Foster	USA	13.23	0.150

3,	Arto Bryggare	FIN	13.40	0.136
4,	Mark McKoy	CAN	13.45	0.149
5,	Tonie Campbell	USA	13.55	0.144
6,	Stéphane Caristan	FRA	13.71	0.151
7,	Carlos Sala	ESP	13.80	0.159
8,	Jeff Glass	CAN	14.15	0.170

(Competitors: 26; Countries: 17; Finalists: 8)

Foster, the World Champion and favourite, ran an Olympic record 13.24 in the first round, after Bryggare had impressed with 13.35 in the first heat. Kingdom then equalled Foster's 13.24 in the first semi-final, and Foster himself again ran 13.24 to edge fast-starting Mark McKoy's 13.30.

The Canadian started fastest in the final, but hit the first hurdle, and Foster took the lead, with Bryggare third and Kingdom fourth. Despite hitting six hurdles, Kingdom gained all the way on Foster, and off the last hurdle was inches behind. Foster looked across from lane 1 to Kingdom out in lane 8, and lost the race to Kingdom's closing charge. Behind them Bryggare held off McKoy, and Campbell hit five hurdles to preclude any possibility of a medal. Kingdom was unaware that he'd won until he saw the video replay, while Foster was characteristically philosophical about second place; "I don't know if glancing across at Roger cost me the race ... I'm happy it's over."

Seoul, 28 Sep 1988

(1.5)

				Reactions
1,	Roger Kingdom	USA	12.98OR	0.142
2,	Colin Jackson	GBR	13.28	0.131
3,	Tonie Campbell	USA	13.38	0.161
4,	Vladimir Shishkin	RUS	URS 13.51	0.139
5,	Jon Ridgeon	GBR	13.52	0.150
6,	Tony Jarrett	GBR	13.54	0.164
7,	Mark McKoy	CAN	13.61	0.142
8,	Arthur Blake	USA	13.96	0.056

(Competitors: 41; Countries: 31; Finalists: 8)

Campbell, an Olympian for the third time, was the fastest in the first round, running 13.45, but the favourite, Kingdom was biding his time. In the second round Kingdom clocked 13.17, the fastest quarter-final ever. Kingdom ran a toned down 13.37 in his semi-final, 0.15 ahead of Blake, while the other semi-final was won surprisingly by Shishkin in 13.46, just ahead of Campbell (13.47).

In the final Blake got a superb start, too superb as it happened, as he reacted in 0.056 seconds, rather quicker than the 0.100 proscribed legal level. Blake and McKoy were three-quarters of a metre ahead of Kingdom at the first hurdle, but Blake quickly fell apart, and McKoy started hitting hurdles, with the result that Kingdom caught him at the fourth barrier. From that point on Kingdom was at least three hundredths faster between each hurdle than the rest of the field, and he powered through the finish a full three tenths ahead, the biggest margin of victory other than Smithson's 1908 win. Only Nehemiah (12.93) and Kingdom himself (12.97A) had ever dipped below 13 seconds prior to Kingdom's Olympic run. Jackson outran Campbell over the last four hurdles to take silver, while Shishkin won the race for fourth, just holding off the powerful closing rushes of Ridgeon and Jarrett.

Barcelona, 3 Aug 1992

(0.8)

1,	Mark McKoy	CAN	13.12
2,	Tony Dees	USA	13.24
3,	Jack Pierce	USA	13.26
4,	Tony Jarrett	GBR	13.26
5,	Florian Schwarthoff	GER	13.29
6,	Emilio Valle	CUB	13.41
7,	Colin Jackson	GBR	13.46
8,	Hugh Teape	GBR	14.00

(Competitors: 39; Countries: 27; Finalists: 8)

Jackson ran the fastest time of the Games – 13.10 – in winning the first heat, but injured his ribs in the next round, and was below par after that. His training partner, McKoy, was the second quickest in the first round with 13.26, and won his next race in 13.27. The following heat in round 2 was won by Pierce, who beat Jackson by four tenths in 13.17. Pierce (13.21) and McKoy (13.12) were the winners in the semi-finals, with the tall (2.01m) Schwarthoff impressive in the first heat with 13.23 ahead of Jarrett (13.29). Jackson was still able to run 13.19 behind McKoy.

In the final, the Canadian rocketed off the blocks, leading to the first hurdle, and only smacked the last hurdle en route to his second 13.12 of the day. Dees held second throughout the race, although he was only 0.02 clear of Pierce and Jarrett at the finish.

Atlanta, 29 Jul 1996

(0.6)				Reactions
1,	Allen Johnson	USA	12.95	0.170
2,	Mark Crear	USA	13.09	0.124
3,	Florian Schwarthoff	GER	13.17	0.164
4,	Colin Jackson	GBR	13.19	0.133
5,	Emilio Valle	CUB	13.20	0.179
6,	Eugene Swift	USA	13.23	0.151
7,	Kyle Vander-Kuyp	AUS	13.40	0.160
8,	Erick Batte	CUB	13.43	0.160

(Competitors: 62; Countries: 39; Finalists: 8)

At hurdle:	1	2	3	4	5	6	7	8	9	10
Johnson	2.34	3.38	4.39	5.36	6.32	7.30	8.30	9.33	10.36	11.36
Crear	2.35	3.38	4.37	5.39	6.39	7.41	8.46	9.47	10.51	11.56
Schwarthoff	2.38	3.46	4.44	5.43	6.44	7.44	8.44	9.49	10.54	11.51
Jackson	2.36	3.42	4.42	5.48	6.43	7.40	8.48	9.54	10.56	11.62
Valle	2.36	3.44	4.46	5.46	6.48	7.49	8.50	9.54	10.58	11.51
Swift	2.36	3.42	4.44	5.47	6.48	7.47	8.46	9.50	10.55	11.62
Vander-Kuyp	2.40	3.46	4.54	5.58	6.64	7.61	8.68	9.64	10.78	11.83
Batte	2.40	3.48	4.52	5.58	6.63	7.62	8.68	9.64	10.78	11.83

Jackson (13.36) and Vander-Kuyp (13.32w) were the fastest in round 1. Crear ran the fastest ever quarter-final with 13.14. Two-time finalist Jarrett had a desperate time, falling after cramping and accidentally hindering Germany's Eric Kaiser, which resulted in the Briton's disqualification. Reigning champion McKoy, now running for Austria, went out with 13.64 in a heat won by Jackson in 13.33, while race favourite Johnson won the final heat in 13.27.

Johnson returned the next day to win the first semi-final in 13.10, despite a sluggish reaction time (0.194), with Jackson (13.17) and Valle (13.18) impressive behind him. In the other semi, 13.26 was necessary to make the final, with Schwarthoff very impressive in running 13.13, while Crear duplicated Johnson's reaction time and struggled to run 13.22 behind Swift (13.21). Crear matched Johnson in the final until the fourth hurdle, when the US Trials winner (in a US record 12.92) drew clear to win in 12.95. Crear finished a metre clear of Schwarthoff, Jackson and Valle.

Sydney, 25 Sep 2000

(0.6)				Reactions
1,	Anier García	CUB	13.00	0.172
2,	Terrence Trammell	USA	13.16	0.221
3,	Mark Crear	USA	13.22	0.214
4,	Allen Johnson	USA	13.23	0.182
5,	Colin Jackson	GBR	13.28	0.139
6,	Florian Schwarthoff	GER	13.42	0.184
7,	Dudley Dorival	HAI	13.49	0.161
8,	Robert Kronberg	SWE	13.61	0.244

(Competitors: 44; Countries: 35; Finalists: 8)

Reigning champion Johnson and Anier García were the favourites, the only men under 13.10 prior to the Games. Dorival (13.33) and World Champion Jackson (13.28) were the fastest in the first two rounds.

García was an easy winner of the first semi-final from Crear 13.16 to 13.23. Trammell won a close race in the other heat in 13.32 from Johnson (13.33) and Jackson (13.34). García was the smoothest in the final and won easily from Trammell, with both running lifetime bests. Crear repeated his solid semi-final, overtaking Johnson on the run-in for the bronze. Jackson – in his fourth consecutive final – hit too many barriers to have any medal chances.

Athens, 27 Aug 2004

(0.3)				Reactions
1,	Liu Xiang	CHN	12.91=WR, OR	0.139
2,	Terrence Trammell	USA	13.18	0.154
3,	Anier García	CUB	13.20	0.169
4,	Maurice Wignall	JAM	13.21	0.164
5,	Stanislav Olijar	LAT	13.21	0.174
6,	Charles Allen	CAN	13.48	0.139
7,	Mateus Inocêncio	BRA	13.49	0.169
8,	Ladji Doucouré	FRA	13.76	0.204

(Competitors: 47; Countries: 34; Finalists: 8)

Conditions were perfect for the heats, with temperatures of 27° and with largely favourable following winds. Doucouré opened proceedings by setting a French record of 13.18. Reigning champion García was next quickest with 13.24. Doucouré (13.23) was again fastest in the first heat of the next round, but the big shock came in the second race, won by Olijar (13.26) ahead of García (13.28), but which saw the demise of Allen Johnson. The favourite to regain the title won in 1996 hit three hurdles hard, finally falling at the ninth. In more than a decade of international hurdling Johnson had only once previously fallen.

Wignall won the first semi-final ahead of Liu, 13.17 to 13.18, with Duane Ross (USA) eliminated despite running 13.30. Doucouré again improved in the other race with a magnificent 13.06, ahead of Trammell's 13.17. Liu and Trammell led at the first hurdle in the final, with Doucouré lagging after a very slow reaction to the gun. Liu escaped from Trammell at the fourth hurdle, when the Chinese athlete's cleaner hurdle clearances began to tell. García closed in on the American, and Doucouré's quickness came to the fore, as he moved into second place by the eighth. The Frenchman hit the ninth, skewed the 10th and slipped to last place after losing his balance. Liu flowed onwards oblivious to the events behind him, and reached the line in the photo-cell time of 12.94, a time which was unusually amended to a world record equaling 12.91. Trammell won the battle for silver, and García edged Wignall and Olijar for bronze.

Beijing, 21 Aug 2008

(0.1)				Reactions
1,	Dayron Robles	CUB	12.93	0.183
2,	David Payne	USA	13.17	0.175
3,	David Oliver	USA	13.18	0.158
4,	Ladji Doucouré	FRA	13.24	0.170
5,	Artur Noga	POL	13.36	0.169
6,	Maurice Wignall	JAM	13.46	0.163
7,	Richard Phillips	JAM	13.60	0.154
8,	Jackson Quinonez	ESP	13.69	0.187

(Competitors: 42; Countries: 32; Finalists: 8)

The favourite was Robles, who in June had lowered the world record to 12.87. Reigning champion Liu Xiang and 12.95 performer Oliver were regarded as the most likely to beat the Cuban.

The last two heats were dramatic as first Terrence Trammell – silver medallist in Atlanta and Athens – pulled out injured after one hurdle. Then in the final heat, Liu appeared uncomfortable as he practised his starts. He was clearly nursing a foot injury, but settled down to race. After the first start there was a recall and after that point Liu withdrew, shocking the 91,000 crowd. His coach later appeared in tears on Chinese television which also showed behind-the-scenes coverage of

Liu before the heat when he could be seen kicking a wall in frustration.

Oliver (13.30) was the fastest in the first round, and the next day ran 13.16 in the last quarter-final, after Payne (13.24), Robles (13.19) and Wignall (13.36) had won the other heats. Robles looked very easy winning his semi-final in 13.13, ahead of Payne (13.21) and a resurging Doucouré (13.22), while Oliver won the other semi in 13.31 ahead of Poland's rising star Noga (13.34).

Robles had the winning of the final by the time he reached the first hurdle, taking just seven strides compared with eight by all the other finalists. He flowed majestically away from the field barely touching two of the hurdles, and won by 2½ metres. Payne was second from start to finish, and just held off the charge of Oliver.

MEN'S 110 METRES HURDLES

The Best on Points

19	Willie Davenport USA	1968-1, 1972-4, 1976-3
18	Colin Jackson GBR	1988-2, 1992-7, 1996-4, 2000-5
16	Lee Calhoun USA	1956-1, 1960-1
	Roger Kingdom USA	1984-1, 1988-1

Most Finals

4	Jackson	
3	Davenport	
	Mark McKoy CAN	1984-4, 1988-7, 1992-1
	Florian Schwarthoff GER	1992-5, 1996-3, 2000-6

Most Appearances

5	Carlos Sala ESP	1980-7s2, 1984-7, 1988-6s1, 1992-5q2, 1996-6h8
4	Arnaldo Bristol PUR	1964-6h1, 1968-8s2, 1972-6h1, 1976-6s2
	Davenport	1964-7s1, 1968-1, 1972-4, 1976-3
	McKoy CAN/AUT	1984-4, 1988-7, 1992-1, 1996-5q3
	Jackson	
	Schwarthoff	1988-5q1, 1992-5, 1996-3, 2000-6
	Tony Jarrett GBR	1988-6, 1992-4, 1996-dq/q1, 2000-dq/h1

Placing Table

	G	S	B	4	5	6	7	8	M	Points
USA	19	19	17	10	3	2	-	1	55	456
GBR	-	4	1	2	5	2	1	1	5	73
CUB	2	2	1	-	1	1	-	1	5	44
GER	1	-	1	2	4	1	-	-	2	43
FRA	1	1	-	2	1	2	1	2	2	39
URS	-	-	2	3	-	2	1	2	2	37
CAN	2	-	-	1	-	2	1	1	2	30
SWE	-	-	1	2	-	3	-	1	1	26
RSA	1	1	1	-	1	-	-	-	3	25
ITA	-	-	1	1	-	-	1	1	1	14
AUS	-	-	-	-	2	1	1	-	0	13
POL	-	-	-	-	2	1	-	-	0	11
JAM	-	-	-	1	-	1	1	-	0	10
FIN	-	-	1	-	-	1	-	-	1	9
CHN	1	-	-	-	-	-	-	-	1	8
ARG	-	-	-	1	-	-	-	-	0	5
NZL	-	-	-	1	-	-	-	-	0	5
ESP	-	-	-	-	-	-	2	1	0	5
BWI	-	-	-	-	1	-	-	-	0	4
IND	-	-	-	-	1	-	-	-	0	4
LAT	-	-	-	-	1	-	-	-	0	4
YUG	-	-	-	-	1	-	-	-	0	4
TCH	-	-	-	-	-	-	1	1	0	3
BRA	-	-	-	-	-	-	1	-	0	2
HAI	-	-	-	-	-	-	1	-	0	2
Totals	27	27	26	26	23	19	12	12	80	876

Breakdown of GER placings:

GER	-	-	1	2	1	1	-	-	1	23
GDR	1	-	-	-	2	-	-	-	1	16
FRG	-	-	-	-	1	-	-	-	0	4
Totals	1	-	1	2	4	1	-	-	2	43

Breakdown of URS placings:

RUS	-	-	2	2	-	2	1	-	2	30
UKR	-	-	-	1	-	-	-	-	0	5
BLR	-	-	-	-	-	-	-	2	0	2
Totals	-	-	2	3	-	2	1	2	2	37

Breakdown of TCH placings:

CZE	-	-	-	-	-	-	1	1	0	3
Totals	-	-	-	-	-	-	1	1	0	3

400 Metres Hurdles

Athens, 1896

Not held

Paris, 15 Jul 1900

1,	Walter Tewksbury	USA	57.60R
2,	Henri Tauzin	FRA	58.3e
3,	George Orton	CAN	58.9e

(Competitors: 5; Countries: 4; Finalists: 3)

Tewksbury won the first heat in 61.0, and Tauzin the other (no time was announced, though the *New York Times* refers to Orton beating Tauzin, while other sources refer to Tauzin's loss in the final being his first ever defeat). Four of the five starters qualified for the final, but William Lewis did not compete in the final, held on a Sunday. The "hurdles" were a series of 30-foot long telegraph poles, except for the final hurdle – a water jump. Tewksbury went into the lead from the gun, and was never headed, and Orton closed on Tauzin at the finish, a creditable effort as he won the 2500m steeplechase that day!

St. Louis, 31 Aug 1904

(76.2 cm)

1,	Harry Hillman	USA	53.0
2,	Frank Waller	USA	53.2e
3,	George Poage	USA	58.4e
4,	George Varnell	USA	

(Competitors: 4; Countries: 1)

The race was held over hurdles set at 76cm rather than the standard 91.4cm. Hillman built up a comfortable lead from the start, and then lost almost all of his advantage when hitting the eighth hurdle hard. Waller almost caught him at the next hurdle, and Hillman had to fight him off after knocking over the last hurdle, winning by less than two yards. Poage became the first black athlete to win an Olympic medal in an athletics event, though in 1900 a silver medal was won by a black Frenchman in the tug-of-war.

Athens, 1906

Not held

London, 22 Jul 1908

1,	Charles Bacon	USA	55.0WR
2,	Harry Hillman	USA	55.3e
3,	Jimmy Tremeer	GBR	57.0e
4,	Leslie Burton	GBR	58.0e

(Competitors: 15; Countries: 6; Finalists: 4)

There were 12 heats, seven contained a single runner, and one heat listed had no competitors. Olympic records were set in the heats by Bacon with 57.0, then Hillman in the second round with 56.4. Hillman needed that time, as Harry Coe ran 57.0 behind him. Coe had the galling experience of running the second fastest time of the semi-finals and yet not making the final, as only the winners qualified. The two Americans were well clear of the Britons by halfway, and at the last hurdle, Hillman led by half a metre, but Bacon was swifter on the run-in, winning by two yards. Bacon's time became the first ratified world record.

Stockholm, 1912

Not held

Antwerp, 16 Aug 1920

1,	(3)	Frank Loomis	USA	54.0WR
2,	(5)	John Norton	USA	54.6e
3,	(2)	August Desch	USA	54.7e
4,	(4)	Géo André	FRA	54.8e
5,	(1)	Carl-Axel Christiernsson	SWE	55.4e
6,	(6)	Charles Daggs	USA	57.5e

(Competitors: 19; Countries: 9; Finalists: 6)

Loomis was fastest in the heats with 55.8, while he and Desch were the semi-final winners in 55.4. André – the 1908 high jump silver medalist – was second to Desch with 55.5e. André went out hard from the gun, and led at halfway. As he began to tire, Loomis took the lead, and was never threatened. Behind him, Norton and Desch closed on André, and passed the Frenchman in the last 50m to give the USA a clean sweep. Christiernsson drifted out into lane 2 in the finishing straight, but did not impede Desch, while Daggs, sometimes credited with running 55.7e was clearly well behind fifth place. Loomis's time, a world record, was slightly inferior to Norton's 54.2 over 440y, set at the Western US Trials two months earlier.

Paris, 7 Jul 1924

1,	(1)	Morgan Taylor	USA	52.6
2,	(5)	Erik Wilén	FIN	53.8OR
3,	(4)	Ivan Riley	USA	54.2
4,	(3)	Géo André	FRA	56.2
	(2)	Charles Brookins	USA	DQ (r163.3) (53.5e)
	(6)	Frederick Blackett	GBR	DQ (r163.3) (56.0e)

(Competitors: 23; Countries: 13; Finalists: 7)

Brookins was the fastest in the heats with 54.8, as only Wilén (55.3e) and the other three Americans ducked under 56 seconds. Brookins was again fastest in the semi-finals with 54.6, just ahead of Taylor 54.9e, with Wilén 55.5e beating Luigi Facelli (ITA) by 2m for the last qualifying spot. The other semi, affected by wind, was won by Riley in 56.6.

André and Taylor were off the best in the final, and it was only at halfway that the 35 year-old Frenchman had to give way to the American. By the eighth hurdle Taylor was 3m clear, while André, Riley and Brookins were level, with Wilén 3m behind. Brookins went clear in second place in the finishing straight, as Wilén came up for third. Taylor won by a good 6m, but was deprived of a world record by the foolish rule which prevented a record if any hurdle was knocked over – in Taylor's case, the last barrier. Accordingly, Wilén was credited with the Olympic record ... after Brookins was disqualified for running out of his lane. Blackett was similarly disqualified in a highly eventful race.

Amsterdam, 30 Jul 1928

1,	(5)	Lord Burghley (David Cecil)	GBR	53.4=OR
2,	(1)	Frank Cuhel	USA	53.6e
3,	(3)	Morgan Taylor	USA	53.6e
4,	(2)	Sten Pettersson	SWE	53.8e
5,	(6)	Tom Livingstone-Learmonth	GBR	54.2e
6,	(4)	Luigi Facelli	ITA	55.8e

(Competitors: 25; Countries: 13; Finalists: 6)

Cuhel (54.6) and Taylor (55.0) were quickest in the heats, and Taylor won the first and faster semi-final in 53.4, ahead of Cuhel (53.8) and Burghley (54.0), the Briton looking particularly easy. Livingstone won the other semi in 54.0 from Facelli (54.2), with Pettersson edging out John Gibson, the number three American.

Burghley and Livingstone were the early leaders of the final, and Livingstone began to lose ground after halfway. At the eighth hurdle Burghley led by half a metre from Cuhel, with Taylor and Facelli inches behind the reigning champion. Facelli hit the hurdle, and lost ground

rapidly. Burghley chopped his stride approaching the last hurdle, and cleared it ahead of Cuhel by a metre, his winning margin. Taylor closed in on Cuhel, and Pettersson finished fastest of all. Burghley's full name was David George Brownlow Cecil, Lord Burghley, and subsequently the sixth Marquis of Exeter. He later became President of the IAAF and a Vice-President of the IOC.

Los Angeles, 1 Aug 1932

				<u>Electrics</u>
1,	(3)	Bob Tisdall	IRL	51.7 (51.67)
2,	(6)	Glenn Hardin	USA	51.9WR (51.85)
3,	(4)	Morgan Taylor	USA	52.0 (51.96)
4,	(5)	Lord Burghley (David Cecil)	GBR	52.2 (52.01)
5,	(2)	Luigi Facelli	ITA	53.0
6,	(1)	Kjell Areskoug	SWE	54.6

(Competitors: 18; Countries: 13; Finalists: 6)

Joe Healey (USA) with 54.2 and Tisdall with 54.8, in his fourth race at the distance, were the fastest heat winners. Experts were greatly surprised to see Tisdall then equal the Olympic record of 52.8 set by Hardin in the first semi-final. Both races were close affairs, with Taylor (52.9) and Burghley (53.0) following Hardin and edging out George Golding (AUS), whose 53.1 was better than the previous Olympic record. The second race was even closer behind Tisdall, with Areskoug, Facelli and Healey all running 53.2.

Tisdall was ahead early in the final, and by the final hurdle was 5m clear. He knocked over the last barrier, thereby losing a world and Olympic record, and almost fell, recovering to struggle home 1.5m ahead of Hardin. With a better hurdle clearance he would likely have run 51.2. Taylor and Burghley, both at their third and final Olympics, each ran lifetime bests, with the Briton losing bronze by just 0.05. Tisdall's weight had plummeted from 75kg to 71kg in Los Angeles and he spent 15 hours a day asleep in the last eight days before racing, without ever doing any training.

Berlin, 4 Aug 1936

1,	(6)	Glenn Hardin	USA	52.4
2,	(3)	John Loaring	CAN	52.7
3,	(5)	Miguel White	PHI	52.8
4,	(1)	Joseph Patterson	USA	53.0
5,	(4)	Sylvio Padilha	BRA	54.0
6,	(2)	Hristos Mantikas	GRE	54.2

(Competitors: 32; Countries: 20; Finalists: 6)

Hardin had improved the world record by more than a second in 1934 with a startling 50.6, and had been undefeated in 11 races since 1932. He coasted through the heats in 53.9, and won his semi-final in 53.2 (53.15) ahead of fastest heat winner, White – 53.4 (53.42) – and Mantikas – 53.5 (53.55), who unexpectedly beat out Dale Schofield (51.7 in the US Trials) by 0.01. The other semi was won by Patterson in 52.8.

The final was marred by a strong wind against the runners in the back straight, which slowed the race by about a second. Hardin was battled by White for the first half, with the Philippines' athlete just ahead at the fourth hurdle. Patterson caught the leaders at the next hurdle, and it was only with two hurdles to go that Hardin got clear. Loaring finished quickly, moving from fourth to second in the last 50m.

London, 31 Jul 1948

				<u>Adjusted</u>
1,	(3)	Roy Cochran	USA	51.1OR 51.3
2,	(5)	Duncan White	SRI	51.8 52.1
3,	(6)	Rune Larsson	SWE	52.2 52.3

4,	(4)	Dick Ault	USA	52.4	52.6
5,	(1)	Yves Cros	FRA	53.3	53.6
6,	(2)	Ottavio Missoni	ITA	54.0	54.2

(Competitors: 25; Countries: 17; Finalists: 6)

	Differential
Cochran	0.00
White	0.76 behind
Larsson	1.00
Ault	1.26
Cros	2.18
Missoni	2.85

After uneventful heats with White the fastest man in 53.6, the semi-finals offered much more excitement, Larsson won the first race in 51.9, not as fast as Tisdall in 1932, but still an Olympic record. Ault just took second ahead of White (both 52.1), with Arifon in the outside lane, just behind in 52.2. Jeff Kirk (USA) placed fifth, 0.9 quicker than Missoni, who qualified from the other semi, a rare instance of poor seeding. Missoni won fame and fortune in later life as a fashion designer in Italy.

Cochran, the favourite, and US number one as far back as 1939, won the second semi in 51.9, well ahead of Cros (52.5). Cochran and White led the final until the fourth hurdle, when Cochran took command and opened up a 5m gap on the field. He won easily, with White comfortably holding off Larsson for the silver medal.

Helsinki, 21 Jul 1952

				Electric
1,	(6)	Charlie Moore	USA	50.8OR (51.06)
2,	(1)	Yuriy Lituyev	RUS	51.3 (51.51)
3,	(3)	John Holland	NZL	52.2 (52.26)
4,	(2)	Anatoliy Yulin	BLR	52.8 (52.81)
5,	(5)	Harry Whittle	GBR	53.1 (53.36)
6,	(4)	Armando Filiput	ITA	54.4 (54.49)

(Competitors: 40; Countries: 24; Finalists: 6)

Moore had run 50.7 in the US Trials to become the second man to run under 51 seconds. He enhanced his status as the man to beat by being more than a second faster than anyone else in the first two rounds – with 51.8 (51.95), then 50.8 (50.98). In the second round he coasted in, accepting afterwards that he would otherwise have broken Hardin's world record of 50.6. For the first time three rounds were required to arrive at six finalists, and the semi-finals were won by Lituyev – 51.8 (51.90) – and Moore 52.0 (52.08).

The field was level in the final until hurdle three, and Moore then applied pressure, taking a slight lead over Lituyev, passing the fifth hurdle in 23.1 (22.7 in the earlier 50.8), while the others tailed off. The Russian was trying to run 13 strides between hurdles as far as possible, while Moore was taking 15 paces between barriers. The American began to move clear after the ninth barrier, where he held half a metre advantage, and his much greater quarter-miling speed took him home more than 3m clear.

Melbourne, 24 Nov 1956

				Electric
1,	(4)	Glenn Davis	USA	50.1=OR (50.29)
2,	(2)	Eddie Southern	USA	50.8 (50.94)
3,	(1)	Josh Culbreath	USA	51.6 (51.74)
4,	(5)	Yuriy Lituyev	RUS	51.7 (51.91)
5,	(6)	David Lean	AUS	51.8 (51.93)
6,	(3)	Gert Potgieter	RSA	56.0

(Competitors: 28; Countries: 18; Finalists: 6)

Before 1956 Southern had two races at one-lap hurdling under his belt, two more than Davis. In the US Trials Davis ran 49.5, with Southern

just behind at 49.7. The US third-string – Culbreath – was fastest in the heats with 50.9 (51.07), and six others ran under 52 seconds. Southern and Davis were drawn in the same semi-final, and Southern's pattern was 15 strides between hurdles rather than his usual 13 (to hurdle seven). It worked well, as he looked very easy in running the third fastest time ever of 50.1 (50.26). Davis struggled, and was only fourth at the eighth hurdle. He kicked hard and finished in a good 50.7 (50.78). Culbreath was a convincing winner of the other semi-final with 50.9 (50.97).

Southern led in the final, passing the fifth hurdle in 22.7 with Davis two yards behind. Davis made a big effort round the curve, and was a metre up on Southern at the eighth hurdle. He built on this lead and was more than 2m up at the last hurdle, with Potgieter 3m behind just ahead of Culbreath. The South African hit the last barrier and fell, and the USA had another clean sweep. Davis's time was equal third-fastest ever on hand timing.

Rome, 2 Sep 1960

				Electric
1,	(6)	Glenn Davis	USA	49.3OR (49.51)
2,	(5)	Clifton Cushman	USA	49.6 (49.77)
3,	(1)	Dick Howard	USA	49.7 (49.90)
4,	(2)	Helmut Janz	GER/FRG	49.9 (50.05)
5	(4)	Jussi Rintamäki	FIN	50.8 (50.98)
6,	(3)	Bruno Galliker	SUI	51.0 (51.11)

(Competitors: 34; Countries: 23; Finalists: 6)

Davis had again won the US Trials in 49.5, and was co-favourite with Potgieter who had run a world record 49.3 for 440y at altitude earlier in the year. A month before the Games the South African was badly injured in a car crash, and a great duel was lost. As it was Davis had two teammates who had also ducked below 50 seconds. In the early rounds only Cushman – 50.8 (50.89) and Howard – 50.8 (50.92) ran under 51 seconds.

In the final Davis led to the second hurdle, but had to chop stride at that barrier, and Howard and Janz went past him. Davis only began to pull back after the sixth hurdle, at which point Cushman was last. Davis caught Janz at the ninth hurdle, and was level with Howard at the final obstacle, with Janz third and Cushman closing fast in fourth place. Davis and Cushman both finished powerfully, with the latter gaining a metre on Davis. The time of 49.3 was the third-fastest ever, and gave Davis six of the nine marks of 49.6 or better.

Tokyo, 16 Oct 1964

1,	(6)	"Rex" Cawley	USA	49.6
2,	(4)	John Cooper	GBR	50.1
3,	(8)	Salvatore Morale	ITA	50.1
4,	(2)	Gary Knoke	AUS	50.4
5,	(3)	Jay Luck	USA	50.5
6,	(7)	Roberto Frinolli	ITA	50.7
7,	(1)	Vasily Anisimov	UKR	51.1
8,	(5)	Wilfried Geeroms	BEL	51.4

(Competitors: 39; Countries: 26; Finalists: 8)

As an 18 year-old schoolboy Cawley became the only man ever to be a finalist in all three hurdle events (110m/200m/400m) at the US Championships. His talent over 400m hurdles came to the fore five years later, as he broke the world record in the US Trials with 49.1 a month before Tokyo. Only Cawley – 50.8 (50.88) – and John Cooper – 50.5 (50.58) broke 51 seconds in the heats. These two were the semi-final winners, Cooper in 50.40 just ahead of Luck 50.4 (50.43) and Morale 50.4 (50.48), and Cawley in 49.8 (49.89) in front of Frinolli – 50.2 (50.28). The surprise of the semis was the elimination of Billy Hardin, the US Champion and son of Glenn, who hit the 10th hurdle when in fourth place, and slipped back to sixth.

Frinolli led the field for the first half of the final, as he had done in

his semi, with Morale in second place. Cawley pushed hard from the seventh hurdle, caught Frinolli at the ninth, and went away to a comfortable win. Behind him, Luck caught Frinolli at the 10th hurdle, but hit it, and Morale, Cooper and Knoke went by, with Cooper's strength telling at the finish. Three of the 1960-64 medallists died prematurely, Cushman in Vietnam in 1966, Howard from a drugs overdose in 1967, and Cooper in the 1974 Paris air crash which killed 346.

Mexico City, 15 Oct 1968

				Electric
1,	(6)	David Hemery	GBR	48.1WR (48.12)
2,	(2)	Gerhard Hennige	FRG	49.0 (49.02)
3,	(8)	John Sherwood	GBR	49.0 (49.03)
4,	(3)	Geoff Vanderstock	USA	49.0 (49.07)
5,	(5)	Vyacheslav Skomorokhov	UKR	49.1 (49.12)
6,	(7)	Ron Whitney	USA	49.2 (49.27)
7,	(1)	Rainer Schubert	FRG	49.2 (49.30)
8,	(4)	Roberto Frinolli	ITA	50.1 (50.13)

(Competitors: 30; Countries: 24; Finalists: 8)

The altitude which had hurt so many distance runners here was a god-send to the 400m hurdlers, as all eight finalists ran faster in Mexico City than they ever did at low altitude. Six men ran quicker than 50 seconds in the first round, two more than in all Olympic history prior to 1958. Fastest was race favourite Whitney who edged Schubert 49.0 (49.06) to 49.1 (49.15), while Kimaru Songok (KEN) had the chastening experience of running 50.65, a time good enough to make any previous final, without getting through to the next round.

Frinolli ran a lifetime best of 49.2 (49.14) in the first semi, 0.07 ahead of world record holder Vanderstock. Hennige equalled Schubert's European record with 49.1 in the other semi, though, like his teammate, his time was .01 slower than Frinolli. Unfortunate losers in the semis were Juan Dyrzka (ARG) and Gary Knoke (AUS) who ran 49.82 and 49.61 in fifth place in the two races.

As in 1964 Frinolli was off first in the final, and led by a metre at the first hurdle. By the fourth hurdle Skomorokhov and Hemery had joined the Italian up front, and at the fifth hurdle all three were timed in 21.5. Hemery was in the lead by halfway (23.3), and his superior hurdling technique and strength began to tell. His lead extended from 0.2 at the sixth barrier to 0.7 at the last hurdle. His second half of 24.8 was only approached by Whitney (24.9) who misjudged the race badly, being 9m behind Hemery at halfway.

Munich, 2 Sep 1972

1,	(1)	John Akii-Bua	UGA	47.82WR
2,	(6)	Ralph Mann	USA	48.51
3,	(5)	David Hemery	GBR	48.52
4,	(4)	James Seymour	USA	48.64
5,	(7)	Rainer Schubert	FRG	49.65
=6,	(2)	Yevgeniy Gavrilenko	BLR	49.66
	(8)	Stavros Tziortzis	GRE	49.66
8,	(3)	Yuriy Zorin	RUS	50.25

(Competitors: 37; Countries: 25; Finalists: 8)

The fastest heat winners were Hemery with 49.72, Gavrilenko (49.73) and Dieter Büttner (FRG, 49.78). Hemery led the first semi until the eighth hurdle, when Akii-Bua surged past to win in 49.25 from Mann (49.53) and an easing up Hemery (49.66). In the second semi-final Gary Knoke heard an echo when the gun went off and didn't leave his blocks. Seymour and Christian Rudolph (GDR) led at the 10th hurdle, but Rudolph fell and Büttner then fell over him, thereby missing qualification.

In the final Hemery led by the first hurdle, and reached the fifth in 21.1, with Akii-Bua and Mann just over a metre behind. Akii-Bua, running 13 strides to halfway, and then 14s alternating his hurdling leg,

gained on Hemery and caught him at the eighth. Radiating energy, the Ugandan ran away from the reigning champion to cross the line with the first ever sub-48 clocking, wonderful under any conditions, but staggering from lane 1 for a hurdler leading with his right leg. Hemery flagged a little on the run-in, which was enough for Mann to catch him on the line. Seymour was a metre behind, after hitting the first hurdle so hard he almost fell.

Montreal, 25 Jul 1976

1,	(4)	Edwin Moses	USA	47.63WR
2,	(1)	Michael Shine	USA	48.69
3,	(8)	Yevgeniy Gavrilenko	BLR	49.45
4,	(7)	Quentin Wheeler	USA	49.86
5,	(3)	José Carvalho	POR	49.94
6,	(2)	Yanko Bratanov	BUL	50.03
7,	(6)	Damaso Alfonso	CUB	50.19
8,	(5)	Alan Pascoe	GBR	51.29

(Competitors: 22; Countries: 16; Finalists: 8)

At the end of 1975 Pascoe was the world's number one, and Moses was an unknown with a best of 51.7. With Akii-Bua derailed because of the African boycott, Moses was the favourite after running a US record 48.30 in the US Trials. Moses was the only man under 50 seconds in the heats (49.95), and then imposed himself on the field in the semis, powering to the third fastest time ever – 48.29 – winning by more than 10m from Gavrilenko. Pascoe, not in world-beating shape after injury, took fourth in 49.95 ahead of French veteran Jean-Claude Nallet (50.06). Slowest qualifier was NCAA champion Wheeler.

Only Pascoe attempted to match Moses in the final, and he did so to the fifth hurdle. Taking 13 strides between the hurdles all the way, the 20 year-old American devastated the opposition and came home to clock the first world record of his career, and the first of his 45 races under 48 seconds.

Moscow, 26 Jul 1980

1,	(8)	Volker Beck	GDR	48.70
2,	(2)	Vasiliy Arkhipenko	UKR	48.86
3,	(1)	Gary Oakes	GBR	49.11
4,	(4)	Nikolay Vasilyev	UKR	49.34
5,	(5)	Rok Kopitar	SLO	49.67
6,	(7)	Horia Toboc	ROU	49.84
7,	(6)	Franz Meier	SUI	50.00
8,	(3)	Yanko Bratanov	BUL	56.35

(Competitors: 22; Countries: 19; Finalists: 8)

Edwin Moses (nine) and Harald Schmid (six) had the top 15 marks of the year, but were not in Moscow because of the US-led boycott. This event was seriously devalued without the best men in the event, as was shown by no-one breaking 50 seconds in the heats, and only Arkhipenko (49.80) and Vasilyev (49.87) ducking below that mark in the semi-finals.

Oakes blasted out from the gun in the final and led by a metre from Beck at halfway, with Arkhipenko third. The Soviet athlete worked hard around the final curve and caught the Briton at the eighth hurdle, with Beck appearing to be holding back. The East German kicked hard after the ninth hurdle, going past the tiring Oakes, and catching Arkhipenko at the final barrier. Beck was too strong for the Ukrainian over the last 40m and won by a long metre. Oakes was a further 2m back, well clear of Vasilyev, and won a medal which was wholly unexpected for the British.

Los Angeles, 5 Aug 1984

1,	(6)	Edwin Moses	USA	47.75
----	-----	-------------	-----	-------

2, (4)	Danny Harris	USA	48.13
3, (5)	Harald Schmid	FRG	48.19
4, (3)	Sven Nylander	SWE	48.97
5, (7)	Amadou Dia Bâ	SEN	49.28
6, (1)	Tranel Hawkins	USA	49.42
7, (8)	Michel Zimmerman	BEL	50.69
8, (2)	Henry Amike	NGR	53.78

(Competitors: 45; Countries: 30; Finalists: 8)

Moses had won 89 finals in row before LA, and was a prohibitive favourite. He was fastest in the first round with 49.33, 0.01 quicker than Schmid, with all six heat winners breaking 50 seconds. Moses was again fastest in the semi-finals, this time with 48.51 while teammates Hawkins (48.94), and Harris, winner of the other semi-final in 48.92, were the next fastest.

After a rare false start by Moses the field was away at the second time of asking, and Moses was 4m clear of Schmid by the fifth hurdle (21.1 versus 21.6). The former champion was never in any danger as he won by 3m from Harris. The 18 year-old surged past Schmid after the ninth hurdle after he had accidentally caught the German with his right arm one hurdle earlier.

Three years later, at the World Championships, the order of the first five was the same in the best race of the decade, with Moses running 47.46 and the next two finishing just 0.02 behind him. It was in that year that Moses lost to Harris, after 107 consecutive wins since 1977. With his Los Angeles win Moses became the only man to regain an Olympic 400m hurdles title.

Seoul, 25 Sep 1988

1, (6)	Andre Phillips	USA	47.19OR
2, (5)	Amadou Dia Bâ	SEN	47.23
3, (3)	Edwin Moses	USA	47.56
4, (2)	Kevin Young	USA	47.94
5, (4)	Winthrop Graham	JAM	48.04
6, (7)	Kriss Akabusi	GBR	48.69
7, (1)	Harald Schmid	FRG	48.76
8, (8)	Edgar Itt	FRG	48.78

(Competitors: 37; Countries: 28; Finalists: 8)

Dave Patrick and Danny Harris ran 47.75 and 47.76 respectively at the US Trials but failed to make the US team. Only Schmid was thought capable of denting the USA's hegemony, a view unaffected by the heats, where Phillips (49.34), Young (49.35) and Moses (49.38) were the three fastest. Bâ (49.41) and Schmid (49.77) were the other heat winners. Moses cranked things up in the semis, running 47.89 ahead of Young (48.50) and Schmid (48.93), while Phillips showed his strength in taking the other semi-final in 48.19, ahead of Graham (48.37) and Bâ (48.48).

In the final, Phillips reacted far quicker than the others (0.15 versus 0.21 for Moses, 0.22 for Bâ) and by the third hurdle was 0.19 up on Moses and 0.20 ahead of Bâ. At the fourth hurdle there were four contenders, with Phillips just ahead of Moses 20.93 to 21.00, Bâ (21.01) and Young (21.09). Phillips was pressured by Moses until the eighth hurdle, but the reigning champion began to tire, and Phillips led off the last hurdle by more than 2m. Bâ was second, but closed with a ferocious finish to set an African record, becoming the number three performer of all-time. The American chopped more than three tenths off his best, while Bâ's run was the only sub-48 mark of his career.

Barcelona, 6 Aug 1992

1, (4)	Kevin Young	USA	46.78WR
2, (3)	Winthrop Graham	JAM	47.66
3, (5)	Kriss Akabusi	GBR	47.82
4, (6)	Stéphane Diagana	FRA	48.13
5, (8)	Niklas Wallenlind	SWE	48.63

6, (2)	Oleg Tverdokhlebov	UKR	EUN	48.63
7, (1)	Stéphane Caristan	FRA		48.86
8, (7)	Dave Patrick	USA		49.26

(Competitors: 47; Countries: 35; Finalists: 8)

Samuel Matete (ZAM), the second fastest of all-time with 47.10 in 1991, was the man to beat, and he coasted through his heat, the slowest, in 49.89. The fastest man was Erick Keter (KEN) who set a national record with 48.28. In all, 24 athletes broke the once-feared 50-second barrier. Keter was eliminated in his semi, running 49.01 in a race won by Akabusi in 48.01, with 48.47 by Patrick, the final qualifier. More surprisingly, Matete failed to qualify in the other heat; hindered by a hamstring problem he knocked over a hurdle in the lane adjacent to his in the finishing straight and, though crossing the line third in 48.86, was disqualified. Up ahead Graham was running a Jamaican record of 47.62, ahead of Young's best ever of 47.63.

Graham and Diagana led early on in the final, then were caught by Young at the fourth hurdle. Young passed halfway in 22.6 and by the ninth hurdle the tall (1.93) American's 13 stride pattern had broken the race apart. At that point he was 5m ahead of Graham and, despite hitting the 10th hurdle was still going away, 7m up at the finish. He achieved the first sub-47 clocking ever. Graham held off Akabusi for second, with Diagana fourth, well ahead of Wallenlind.

Atlanta, 1 Aug 1996

1, (6)	Derrick Adkins	USA	47.54
2, (1)	Samuel Matete	ZAM	47.78
3, (5)	Calvin Davis	USA	47.96
4, (4)	Sven Nylander	SWE	47.98
5, (8)	Rohan Robinson	AUS	48.30
6, (7)	Fabrizio Mori	ITA	48.41
7, (3)	Everson Teixeira	BRA	48.57
8, (2)	Eronilde de Araújo	BRA	48.78

(Competitors: 55; Countries: 35; Finalists: 8)

Five of the seven heats were won with times quicker than 49 seconds, with Matete running the fastest ever preliminary in 48.21. The standard was very high, and continued in the semi-finals, with 14 of the 16 contestants running under 49 seconds. Heading the list was local man Adkins, who won the first semi-final with 47.76 from Swedish veteran Nylander, who set a national record of 48.21. Behind them US Trials winner Bryan Bronson ran out of gas in the last 100m and finished last in 50.32. Davis, a recently converted 400m man, won the other race in 47.91. Behind him Teixeira, Robinson (both 48.28), Neil Gardner (JAM, 48.30), Laurent Ottoz, son of 1968 110m hurdles medallist Eddy (48.52), Ibou Faye (SEN, 48.84) and Marc Dollendorf (BEL – 48.91) all ran lifetime bests. Only Matete, third in 48.28, missed his personal record.

Nylander, in his last serious attempt at a championship, ran hard from the gun, leading to halfway in 22.9, with Adkins and Robinson right with him. Matete, in fifth at the fifth hurdle, and not enthralled with his lane 1 draw, moved up, and he and Adkins were level at hurdles 8-10, with Nylander 4m behind and a metre clear of Davis, de Araújo and Robinson. Adkins accelerated away from Matete on the run-in despite being half blinded from all the camera flashbulbs in the crowd, while Davis astonishingly gained 4m on Matete in the last 40m, leaving Nylander to settle for fourth despite setting his second national record within 22 hours.

Sydney, 27 Sep 2000

1, (1)	Angelo Taylor	USA	47.50
2, (4)	Hadi Al-Somaily	KSA	47.53
3, (6)	Llewellyn Herbert	RSA	47.81
4, (5)	James Carter	USA	48.04
5, (8)	Eronilde de Araújo	BRA	48.34
6, (2)	Paweł Januszewski	POL	48.44

- 7, (3) Fabrizio Mori ITA 48.78
 8, (7) Gennadiy Gorbenko UKR 49.01
 (Competitors: 62; Countries: 46; Finalists: 8)

In very windy conditions, the first round brought only one sub-49 clocking (by Samuel Matete – 48.98). The semi-finals saw most of the top runners unfurl their banners. Al-Somaily set a national record in taking the first race in 48.14, with Mori (48.40), the surprising Gorbenko (48.40) and Januszewski (48.42) all qualifying. Herbert (48.38) and Carter (48.48) were the other heat winners, the latter earning boos from the crowd by his taunting his opposition on the run-in.

Al-Somaily led from the gun in the final, with Carter and Herbert his closest pursuers. Taylor moved up from 4th at the 8th barrier to second at the last hurdle, and finally caught Al-Somaily with his last stride. Taylor became the 10th fastest of all-time and only the third man (after Morgan Taylor in '24 and Akiï-Bua in '72) to have won from the confines of lane 1.

Athens, 26 Aug 2004

- 1, (6) Felix Sánchez DOM 47.63
 2, (5) Danny McFarlane JAM 48.11
 3, (7) Naman Keïta FRA 48.26
 4, (4) James Carter USA 48.58
 5, (2) Bayano Kamani PAN 48.74
 6, (3) Marek Plawgo POL 49.00
 7, (1) Alwyn Myburgh RSA 49.07
 8, (8) Bennie Brazell USA 49.51
 (Competitors: 35; Countries: 24; Finalists: 8)

McFarlane ran 48.35 for the fastest time of the first round, and then Sánchez showed his status as favourite with a 47.93 semi, while McFarlane (48.00) and Carter (48.18) were the other semi-final winners. Kemel Thompson (JAM) ran an excellent 48.25 but was eliminated as ninth fastest, joining reigning champion Taylor and Sydney bronze medallist Herbert.

Sánchez and Keïta started fastest in the final, and by halfway Sánchez and Carter led the field. The American went into the lead, and was marginally ahead as the athletes came off the final bend. Sánchez then took over, and steadily pulled clear, winning by 4m. McFarlane took a firm hold on second place by the ninth hurdle, while Keïta closed impressively to move from seventh at the eighth hurdle to stride past Carter 15m from the finish. The hapless American finished fourth for the second time, while Sánchez's win was the first ever for the Dominican Republic.

Beijing, 18 Aug 2008

- 1, (6) Angelo Taylor USA 47.25
 2, (4) Kerron Clement USA 47.98
 3, (7) Bershawn Jackson USA 48.06
 4, (5) Danny McFarlane JAM 48.30
 5, (8) LJ van Zyl RSA 48.42
 6, (3) Marek Plawgo POL 48.52
 7, (9) Markino Buckley JAM 48.60
 8, (2) Periklis Iakovakis GRE 49.96
 (Competitors: 26; Countries: 19; Finalists: 8)

Jackson, winner of the US Trials was co-favourite with the gifted Clement, who with 47.79 was the only man quicker than 48 seconds in 2008. With only 26 athletes across four heats, the first round was not too competitive, with Taylor (48.67) and Buckley (48.65) the fastest. Taylor won the first semi-final in 47.94, his quickest since his 2000 Olympic win, just edging Jackson (48.02), while Clement won the other semi in 48.27 from McFarlane (48.50).

Taylor was off quickest in the final, and led by a metre at the first hurdle, and was almost 2m clear of Clement crossing the fifth hurdle, reached in 20.7. McFarlane was a clear third with Iakovakis and

Jackson next. Clement closed to within half a metre at the eighth, but Taylor's stride pattern was more certain than Clement's and he came off the final barrier 2m clear. This was extended to more than 5m by the finish. Jackson went past McFarlane at the final hurdle and almost caught the easing Clement. Taylor's time broke his lifetime best, set in Sydney in 2000, while McFarlane (36) lowered his world master's best to 48.30.

MEN'S 400 METRES HURDLES

The Best on Points

22	Edwin Moses USA	1976-1, 1984-1, 1988-3
20	Morgan Taylor USA	1924-1, 1928-3, 1932-3
16	Glenn Davis USA	1956-1, 1960-1
	Angelo Taylor USA	2000-1, 2008-1

Most Finals

3	Taylor
	Moses
2	24 Men

Most Appearances

4	Luigi Facelli ITA	1924-4s1, 1928-6, 1932-5, 1936-3h2
	Samuel Matete ZAM	1988-6h2, 1992-dq/s2, 1996-2, 2000-3s3
3	26 Men	

Placing Table

	G	S	B	4	5	6	7	8	M	Points
USA	18	11	10	9	1	3	-	2	39	341
GBR	2	1	5	2	2	1	-	1	8	75
URS/EUN	-	2	1	3	1	1+1=	1	1	3	47.5
GER	1	1	1	1	1	-	2	1	3	35
FRA	-	1	1	3	1	-	1	-	2	34
SWE	-	-	1	3	2	1	-	-	1	32
ITA	-	-	1	-	1	5	1	1	1	28
JAM	-	2	-	1	1	-	1	-	2	25
RSA	-	-	1	-	1	1	1	-	1	15
CAN	-	1	1	-	-	-	-	-	2	13
AUS	-	-	-	1	2	-	-	-	0	13
FIN	-	1	-	-	1	-	-	-	1	11
SEN	-	1	-	-	1	-	-	-	1	11
BRA	-	-	-	-	2	-	1	1	0	11
POL	-	-	-	-	-	3	-	-	0	9
DOM	1	-	-	-	-	-	-	-	1	8
IRL	1	-	-	-	-	-	-	-	1	8
UGA	1	-	-	-	-	-	-	-	1	8
KSA	-	1	-	-	-	-	-	-	1	7
SRI	-	1	-	-	-	-	-	-	1	7
ZAM	-	1	-	-	-	-	-	-	1	7
GRE	-	-	-	-	-	1+1=	-	1	0	6.5
NZL	-	-	1	-	-	-	-	-	1	6
PHI	-	-	1	-	-	-	-	-	1	6
SUI	-	-	-	-	-	1	1	-	0	5
PAN	-	-	-	-	1	-	-	-	0	4
POR	-	-	-	-	1	-	-	-	0	4
YUG	-	-	-	-	1	-	-	-	0	4
BUL	-	-	-	-	-	1	-	1	0	4
ROU	-	-	-	-	-	1	-	-	0	3
BEL	-	-	-	-	-	-	1	1	0	3
CUB	-	-	-	-	-	-	1	-	0	2
NGR	-	-	-	-	-	-	-	1	0	1
UKR	-	-	-	-	-	-	-	1	0	1
Totals	24	24	24	23	20	19+2=	11	12	72	795

Breakdown of URS/EUN placings:

UKR	-	1	-	1	1	1	-	1	21
BLR	-	-	1	1	-	1=	-	1	13.5
RUS	-	1	-	1	-	-	-	1	13
Totals	-	2	1	3	1	1+1=	1	1	47.5

Breakdown of GER placings:

FRG	-	1	1	-	1	-	2	1	2	22
GDR	1	-	-	-	-	-	-	-	1	8
GER	-	-	-	1	-	-	-	-	0	5
Totals	1	1	1	1	1	-	2	1	3	35

High Jump

Athens, 10 Apr 1896

- 1, Ellery Clark USA 1.81OR
 =2, James Connolly USA 1.65
 Robert Garrett USA 1.65

4,	Henrik Sjöberg	SWE	1.60
5,	Fritz Hofmann	GER	1.55
(Competitors: 5; Countries: 3)			

All five men cleared 1.50 and 1.55 with athletes having to jump at each height, but Hofmann failed at 1.60. The bar was then raised to 1.625 and Sjöberg went out. Connolly and Garrett, both winners in other events, failed at 1.675.

Clark's "scissors" clearance at 1.675 won him the competition, and he went on to make 1.81. Though his winning jump was well short of Mike Sweeney's world best of 1.97 set seven months earlier, it was only 2cm lower than Sweeney's winning height in the 1895 US Championships. Sweeney had turned professional in 1896 so was not eligible to compete in Athens.

Paris, 15 Jul 1900

1,	Irving Baxter	USA	1.90OR
2,	Patrick Leahy IRL	GBR	1.78
3,	Lajos Gönczy	HUN	1.75
=4,	Carl Andersen	NOR	1.70
	Erik Lemming	SWE	1.70
	Waldemar Steffen	GER	1.70
7,	Louis Monnier	FRA	1.60
8,	Tore Blom	SWE	1.50
(Competitors: 8; Countries: 7)			

Baxter, winner of the US title in 1898-99, was the co-favourite with Leahy. The Irishman had jumped 1.96 in 1898, but Baxter had cleared 1.92 at the end of May. With Leahy unable to clear 1.81, Baxter was the undisputed winner, and he went on to clear 1.90 with his Eastern cut-off style. Attempts at equalling Sweeney's world best of 1.97 were truncated by the crowd being allowed to get too close to the jumping area. The event was held on a Sunday, meaning that two religious Americans, Walter Carroll and William Remington, by-passed the event.

St. Louis, 29 Aug 1904

1,	Samuel Jones	USA	1.803
2,	Garrett Serviss	USA	1.778
3,	Paul Weinstein	GER	1.778
4,	Lajos Gönczy	HUN	1.75
5,	Emil Freymark	USA	1.72
6,	Ervin Barker	USA	1.70
(Competitors: 6; Countries: 3)			

Jones, the US Champion, was expected to win from Serviss, who had jumped 1.94 in 1903. Jones duly won, and then failed at 1.89, just short of his best of 1.90. Serviss was second after a jump-off with Weinstein, who was simultaneously competing in the Standing Long Jump. Weinstein's style was summed up in Charles Lucas's book *The Olympic Games 1904* with the words "little can be said other than it is far from graceful." It was in fact an early version of the "Western Roll," usually said to have been initiated by George Horine, the first man to clear 2m.

Athens, 30 Apr-1 May 1906

1,	Con Leahy IRL	GBR	1.775
2,	Lajos Gönczy	HUN	1.75
=3,	Herbert Kerrigan	USA	1.725
	Themistoklis Diakidis	GRE	1.725
5,	Gunnar Rönström	SWE	1.70
=6,	Bruno Söderström	SWE	1.675
	Halfdan Bjølderud	NOR	1.675

8,	Paul Weinstein	GER	1.65
(Competitors: 24; Countries: 11)			

Competitors were required to jump at each height, with the bar apparently being raised one centimetre at a time (!). After 1.675 had been dealt with, there were five jumpers left, and darkness was setting in. The competition was adjourned to the following day, with the bar being raised 2.5cm after all five had cleared 1.70. Gönczy, who would later die in battle in 1914 aged only 33, and Leahy were the only ones to clear 1.75. Kerrigan, the US Champion, was surprisingly unable to clear that height. Leahy, the favourite, went over 1.775 to win, and then missed twice at 1.83 before passing his final attempt.

London, 21 Jul 1908

1,	Harry Porter	USA	1.905OR
=2,	Con Leahy IRL	GBR	1.88
	István Somodi	HUN	1.88
	Géo André	FRA	1.88
=5,	Herbert Gidney	USA	1.853
	Tom Moffitt	USA	1.853
7,	Neil Patterson	USA	1.83
(Competitors: 22; Countries: 10; Finalists: 7)			

Porter had been the best US jumper in the series of American selection meetings, jumping 1.88, and was co-favourite with 1906 champion Leahy. The 22 athletes were divided into four pools of jumpers with qualifying marks counting for the final result. While Leahy and Porter were expected to do well, Somodi and André were not; yet both men set national records, André improved from 1.79 to 1.80, 1.83, 1.85 and finally 1.88. The 1.88/87kg Frenchman was built heroically, and both in sports (he competed for France for nearly 20 years and was a rugby international) and in life (he escaped from a German POW camp in World War One) he was indeed a hero.

Under current rules André would have been fourth with Leahy second and Somodi third. Porter, almost as impressive physically as André at 1.89/84kg was the only man to clear 1.905 and he went on to try a world record of 1.975. A month after the Games Leahy jumped 1.953 to head the world rankings for 1908. Somodi, a small jumper (1.75/68Kg) was over 1.905 on his final attempt, but dislodged the bar with his hand.

Stockholm, 8 Jul 1912

1,	Alma Richards	USA	1.93OR
2,	Hans Liesche	GER	1.91
3,	George Horine	USA	1.89
=4,	Egon Erickson	USA	1.87
	Jim Thorpe	USA	1.87
=6,	Harry Grumpelt	USA	1.85
	John Johnstone	USA	1.85
8,	Karl-Axel Kullerstrand	SWE	1.83
(Competitors: 29; Countries: 9; Finalists: 11)			

Series	1.83	1.85	1.87	1.89	1.91	1.93
Richards	xxo	o	xxo	xxo	xxo	o
Liesche	o	o	o	xo	xo	xxx
Horine	xo	o	xo	xo	xxx	
Erickson	o	xo	xxo	xxx		
Thorpe	o	o	xo	xxx		
Grumpelt	o	xxo	xxx			
Johnstone	xxo	xo	xxx			
Kullerstrand	o	xxx				

In May 1912, George Horine had become the first man to clear 2m when winning the US Western Olympic Trials. In doing so he popularised the Western Roll as the style to use (at least for the next 20-25 years). A hiccup occurred at the Eastern Trials when he placed only fifth with 1.84, but this was considered an aberration, and Horine remained firm favourite to win in Stockholm.

When the bar was raised to 1.91, Horine was accompanied by Liesche, the German Champion who had a best of 1.85 indoors in 1911, and Richards, who had a best of 1.855. He had been selected by winning the Central US Trials though many felt he should have been left off the team. Liesche cleared first time, while Richards climbed over on his third attempt, leaving Horine with the bronze. At 1.93, the big (1.88/93Kg) Richards cleared first time with 5cm to spare, but Liesche was delayed on his last jump by the start of a race and the stadium band. After nine minutes he was told to hurry up and naturally enough failed to clear.

Antwerp, 17 Aug 1920

1,	Richmond Landon	USA	1.935OR
2,	Harold Muller	USA	1.90
3,	Bo Ekelund	SWE	1.90
4,	Walter Whalen	USA	1.85
5,	John Murphy	USA	1.85
6,	Howard Baker	GBR	1.85
=7,	Einar Thulin	SWE	1.80
	Pierre Lewden	FRA	1.80

(Competitors: 22; Countries: 9; Finalists: 12)

Series	1.80	1.85	1.90	1.936
Landon	o	xo	xo	xo
Muller	o	xo	o	xxx
Ekelund	o	o	xo	xxx
Whalen	o	o	xxx	
Murphy	o	o	xxx	
Baker	o	o	xxx	
Thulin	o	xxx		
Lewden	xxo	xxx		

None of the 10 best of all-time was present for the Antwerp final, and only Murphy – winner of the US Trials with 1.936 – and Ekelund with 1.93 in 1919 had jumped as high as 1.93. While this seemed an indication that the standard was not high, constant rain had forced the organisers to move the high jump site and use a soggy turf run-up.

The decisive stages saw three men clear at 1.90 – Ekelund, IC4A Champion, Landon and American football player Muller, a powerful though not enormous (1.86/86Kg) jumper. Muller had cleared 1.90 first time, but only Landon, using the still prevalent Eastern cut-off style, could clear 1.935. The French jumper Lewden later noted with horror in his autobiography that as Ekelund began his run-up on one of his attempts at 1.935, an American official moved Landon's marker – next to that of the Swede, an act which must have affected Ekelund's concentration. There was a tie for second and fourth places, decided by jump-offs. Muller cleared 1.88 against 1.85 for Ekelund – while Whalen and Murphy both cleared 1.89 before Murphy failed at a lower height. Baker, who was an international in soccer and water polo, had declined to take part in the fourth place jump-off.

Paris, 7 Jul 1924

1,	Harold Osborn	USA	1.98OR
2,	Leroy Brown	USA	1.95
3,	Pierre Lewden	FRA	1.92
4,	Thomas Poor	USA	1.88
5,	Jenő Gáspár	HUN	1.88
6,	Helge Jansson	SWE	1.85
7,	Pierre Guilloux	FRA	1.85
=8,	Sverre Helgesen	NOR	1.83
	Lawrence Roberts	RSA	1.83

(Competitors: 26; Countries: 16)

Series	1.88	1.92	1.95	1.98	2.02
Osborn	o	o	o	o	xxx

Osborn and Brown dominated the world scene in 1924, producing 15 of the 16 best marks for that year. Osborn cleared every height first

time, and had company from Brown until the winning height. Lewden, a small man (1.69) with great spring thrilled the crowd by winning a medal, and jumped within 1cm of his national record for third place.

Osborn attempted a world record of 2.02, and on his second jump cleared the bar, but dislodged it with his hand. This was ironic as on occasion he would hit the crossbar, and with great dexterity, set it back on the uprights with his hand, a practice which was soon outlawed. Places fourth to seventh were determined by jump-offs.

Amsterdam, 29 Jul 1928

1,	Bob King	USA	1.94
2,	Benjamin Hedges	USA	1.91
3,	Claude Ménard	FRA	1.91
4,	Simeon Toribio	PHI	1.91
5,	Harold Osborn	USA	1.91
6,	Kazuo Kimura	JPN	1.88
=7,	André Cherrier	FRA	1.88
	Pierre Lewden	FRA	1.88
	Charles McGinnis	USA	1.88
	Mikio Oda	JPN	1.88

(Competitors: 35; Countries: 17; Finalists: 18)

The final, held on a spongy take-off area, had 18 men and lasted five hours. Five men made 1.91 including reigning champion Osborn, though the '24 bronze medallist Lewden had to be content with 1.88. All the principals remaining were "western rollers", with the exception of the springy Toribio, who used the old "eastern cut-off". Only King was able to clear 1.94, and he then had three failures at 2.00, just 3 millimetres beyond his best. King went through 1928 undefeated, and had six of the top eight jumps of the season. Places two to five were decided in a jump-off with the bar raised and lowered five times.

Los Angeles, 31 Jul 1932

1,	Duncan McNaughton	CAN	1.97
2,	Bob Van Osdel	USA	1.97
3,	Simeon Toribio	PHI	1.97
4,	Cornelius Johnson	USA	1.97
5,	Ilmari Reinikka	FIN	1.94
6,	Kazuo Kimura	JPN	1.94
=7,	Misao Ono	JPN	1.90
	Jerzy Pławczyk	POL	1.90

(Competitors: 14; Countries: 10)

Series	1.90	1.94	1.97	2.007	Jump-off		
					2.007	1.99	1.97
McNaughton	xo	o	xxo	xxx	x	x	o
Van Osdel	xo	xo	o	xxx	x	x	xo
Toribio	o	xxo	xxo	xxx	x	x	xxo
Johnson	o	xo	xo	xxx	x	x	xxx
Reinikka	xo	xo	xxx				

George Spitz was the favourite after clearing higher than 2m on five occasions in 1932, all of them indoors. In the US Championships, he tied with 18 year-old schoolboy Cornelius Johnson, and Bob Van Osdel, but then injured his ankle. He missed at 1.90 and placed equal ninth, leaving Toribio as the principal "eastern cut-off" jumper left in the field. As the bar rose to 2.007 just four men were left – Van Osdel, Johnson, Toribio and the unheralded Duncan McNaughton, a teammate of Van Osdel at the University of Southern California.

McNaughton had lobbied the Canadian Olympic Association to allow him to compete, and only overcame their refusals by nagging them further when the Canadian team arrived in Los Angeles. None of the jumpers could clear 2.007 and Van Osdel would have won from Johnson and McNaughton on today's rules. However under 1932 rules a jump-off was required. McNaughton was the first to clear 1.97, after receiving advice from Van Osdel, and so won the gold, with Van Osdel and Toribio taking the lesser medals.

Berlin, 2 Aug 1936

1, (17)	Cornelius Johnson	USA	2.03OR
2, (1)	Dave Albritton	USA	2.00
3, (22)	Delos Thurber	USA	2.00
4, (15)	Kalevi Kotkas	FIN	2.00
5, (5)	Kimio Yada	JPN	1.97
=6,(11)	Yoshiro Asakuma	JPN	1.94
(21)	Lauri Kalima	FIN	1.94
(20)	Hiroshi Tanaka	JPN	1.94
(19)	Gustav Weinkötz	GER	1.94
(Competitors: 40; Countries: 24; Finalists: 22)			

Series	1.80	1.85	1.90	1.94	1.97	2.00	2.03	2.08
Johnson	o	o	o	o	o	o	o	xxx
Albritton	xo	o	o	o	xo	xxo	xxx	
(1.97 in jumpoff)								
Thurber	-	o	o	o	o	xo	xxx	
(1.95 in jumpoff)								
Kotkas	o	-	o	xxo	o	xxo	xxx	
(no height in jumpoff)								
Yada	o	o	o	o	o	xxx		
Asakuma	o	o	o	xo	xxx			
Kalima	o	o	o	xo	xxx			
Tanaka	o	o	o	o	xxx			
Weinkötz	o	xxo	o	xxo	xxx			

Johnson won outright or shared each US title between 1932 and 1936, and then tied Dave Albritton in the US Trials with a world record of 2.076. In Berlin, Johnson kept his tracksuit trousers on until the bar reached 2.00, at which time only four other jumpers remained. With Yada failing at 2.00, there were now two western rollers – Johnson and Thurber – one scissors jumper, the big (1.94/100Kg) discus throwing Kotkas, and Albritton, whose style was that of a “roller” until his lead leg reached the bar, when he rotated laying out along the bar in a straddle. This was a style initiated by Jim Stewart, fourth in the 1928 decathlon.

At 2.00 Johnson and Thurber, both of whom had been faultless to that point, cleared first and second time respectively, while Albritton and Kotkas cleared at their final attempts. Only Johnson made 2.03, and Albritton then won a jump-off for second place from Thurber, while Johnson failed at a world record height of 2.08. Johnson, who had spent a lifetime being snubbed by caucasians in his home country, then had insult added to injury when Adolf Hitler left the stadium rather than congratulate a black man, after greeting the previous winners that day. Hitler was requested by Olympic officials to greet all or none of the winners in future – he chose none.

London, 30 Jul 1948

1, (1)	John Winter	AUS	1.98
2, (11)	Bjørn Paulson	NOR	1.95
3, (13)	George Stanich	USA	1.95
4, (4)	Dwight Eddleman	USA	1.95
5, (6)	Georges Damitio	FRA	1.95
6, (5)	Arthur Jackes	CAN	1.90
=7,(12)	Alan Paterson	GBR	1.90
(15)	Hans Wähli	SUI	1.90
(Competitors: 27; Countries: 16; Finalists: 20)			

Series	1.87	1.90	1.95	1.98
Winter	o	o	xo	o
Paulson	o	o	o	xxx
Stanich	o	o	xxo	xxx
Eddleman	o	xo	xxo	xxx
Damitio	o	xxo	xxo	xxx
Jackes	o	o	xxx	
Paterson	xo	o	xxx	
Wähli	xo	o	xxx	

The world list was dominated by American jumpers, headed by the evergreen Dave Albritton, US Trials winner Vern McGrew, and runner-up Stanich, all at 2.038. All told, 14 of the top 15 in 1948 were US

jumpers, the sole interloper being John Winter, who jumped 2.01 in February, and 2.03 in an exhibition just before leaving for Europe. The qualifying height was too low at 1.87, and so there were 20 finalists.

The take-off area was soft for the western rollers, but Winter – a scissors jumper – took off at a different point, which according to US coach Dean Cromwell, was firmer. The first surprise came when McGrew had difficulty with 1.87 and then failed at 1.90. Alan Paterson, the best non-American of 1947, failed at 1.95, and when the bar was raised to 1.98 only five men were left, with Paulson, who had equalled his lifetime best, leading with a first time clearance of 1.95. Winter, one of the two scissors jumpers (Damitio was the other) cleared 1.98 first time, injuring his back in doing so. Fortunately for him, no-one else could get over that height. Winter remains the last man to win a global title using the eastern cut-off style.

Helsinki, 20 Jul 1952

1, (28)	Walt Davis	USA	2.04OR
2, (10)	Ken Wiesner	USA	2.01
3, (6)	José Telles da Conceição	BRA	1.98
4, (7)	Gösta Svensson	SWE	1.98
5, (5)	Ron Pavitt	GBR	1.95
6, (4)	Ion Söter	ROU	1.95
7, (11)	Arnold Betton	USA	1.95
8, (23)	Bjørn Gundersen	NOR	1.90
(Competitors: 38; Countries: 25; Finalists: 28)			

Series	1.90	1.95	1.98	2.01	2.04	2.07
Davis	o	o	o	o	xo	xxx
Wiesner	o	o	o	o	xxx	
da Conceição	o	o	o	xxx		
Svensson	o	-	xxo	xxx		
Pavitt	o	o	xxx			
Söter	o	xo	xxx			
Betton	o	xo	xxx			
Gundersen	o	xxx				

Davis had suffered from polio as a child, but recovered to become the world's dominant high jumper in 1952-53 before becoming a professional basketball player. In 1952 he used his western roll to win 18 of his 21 competitions, and by the time the bar was raised to 2.01 only three others remained – Svensson, da Conceição and Wiesner. Da Conceição had equalled his best with a 1.98 clearance, but failed at 2.01. He would be an Olympic finalist again ... in the 1956 200m. Svensson also missed, leaving the smooth-straddling Wiesner and Davis to battle for the gold. Up to that point both men had been faultless, but 2.04 decided the competition, with the tall (2.04) Davis getting over on his second attempt. The competition had taken more than four hours, because the meagre 1.87 qualifying mark meant that only ten of the 38 entrants were eliminated.

Melbourne, 23 Nov 1956

1, (3)	Charles Dumas	USA	2.12OR
2, (4)	“Chilla” Porter	AUS	2.10
3, (6)	Igor Kashkarov	URS	2.08
4, (21)	Stig Pettersson	SWE	2.06
5, (15)	Ken Money	CAN	2.03
6, (11)	Vladimir Sitkin	BLR	2.00
=7, (9)	Phil Reavis	USA	2.00
(7)	Colin Ridgeway	AUS	2.00
(Competitors: 28; Countries: 19; Finalists: 22)			

Series	1.96	2.00	2.03	2.06	2.08	2.10	2.12
Dumas	o	o	xo	o	o	xo	xxo
Porter	o	o	o	o	xo	xxo	xxx
Kashkarov	o	o	o	o	o	xxx	
Pettersson	o	o	o	xxo	xxx		
Money	o	o	xo	xxx			
Sitkin	o	o	xxx				
Reavis	o	o	xxx				
Ridgeway	o	o	xxx				

Seven feet (2.134) had seemed a particularly elusive barrier, with athletes reportedly clearing that height in practice on numerous occasions but never in competition. That was until Dumas went over 2.15 in the US Trials, establishing himself as clear favourite for Melbourne. The top European was Bengt Nilsson, European Champion and a fine dive straddle type jumper. However, Nilsson injured himself just before leaving for Australia, and failed at the qualifying height of 1.92.

Ten men got over 2.00, but only five at 2.03 as Phil Reavis and Vern Wilson – both 2.07 men from the USA – were the biggest names to miss. Ken Money, who set a personal best in fifth, was next to go. Dumas, Kashkarov and the startling Porter all made 2.06 first time, with Stig Pettersson over on his last attempt. The bar now moved up in gradations of 2cm, with the powerful (1.84/90Kg) Kashkarov, and Dumas clearing at the first attempt and Porter over on his next try. Kashkarov missed at 2.10, but Porter made it, to the delight of the home crowd. With one attempt left at 2.12 Dumas then took his short run, starting languidly then accelerating sharply and poured himself over the bar grazing it slightly. Porter missed and then congratulated Dumas.

Dumas, as languid away from the high jump as he was in his run-up, apparently had just one jumping session between the US Trials and Melbourne, limiting his training to a series of stretching exercises!

Rome, 1 Sep 1960

1, (15)	Robert Shavlakadze	GEO	URS	2.16OR
2, (2)	Valeriy Brumel	RUS	URS	2.16
3, (17)	John Thomas		USA	2.14
4, (5)	Viktor Bolshov	BLR	URS	2.14
5, (1)	Stig Pettersson		SWE	2.09
6, (13)	Charles Dumas		USA	2.03
=7, (4)	Jiří Lanský	CZE	TCH	2.03
(11)	Kjell-Åke Nilsson		SWE	2.03
(12)	Theo Püll		GER/FRG	2.03

(Competitors: 32; Countries: 24; Finalists: 17)

Series	2.00	2.03	2.06	2.09	2.12	2.14	2.16	2.18
Shavlakadze	xo	o	o	o	o	o	o	xxx
Brumel	-	o	o	xo	xxo	xo	xo	xxx
Thomas	o	-	o	o	-	xo	xxx	
Bolshov	o	o	o	o	o	xo	xxx	
Pettersson	o	-	xxo	xxo	xxx			
Dumas	o	o	-	xxx				
Lanský	o	o	xxx					
Nilsson	o	o	xxx					
Püll	o	o	xxx					

Before 1960 there had been four clearances of seven feet or better (including indoor competitions). In Olympic year John Thomas had 20 marks at that level, including five world records, culminating in his clearance of 2.23 in the US Trials. The USSR had a good squad of jumpers with 18 year-old Brumel (2.17), Bolshov (2.15) and Shavlakadze (2.11). Reigning champion Dumas and steady Swede Petersson were thought to be those likely to get closest to Thomas.

When the bar was raised to 2.09, these were the six jumpers remaining. Thomas, Bolshov and Shavlakadze cleared first time, while Dumas, suffering with a back problem and an even more painful knee injury, failed. Pettersson got over on his last attempt but failed at 2.12, a height which almost defeated Brumel who succeeded on his final attempt. Thomas passed at 2.12, which the other two Soviets again cleared first time. At 2.14 Shavlakadze, the third man to jump, cleared – a lifetime best for the Georgian. Thomas had to clear to stay ahead. He failed, but got over next time, after Bolshov and Brumel had cleared. Shavlakadze then made 2.16 first time, and Brumel cleared on his second attempt. Bolshov failed and Thomas, now far from the confident athlete he had been at lower heights, also failed, thereby winning bronze.

Tokyo, 21 Oct 1964

1, (6)	Valeriy Brumel	RUS	URS	2.18OR
2, (18)	John Thomas		USA	2.18

3, (5)	John Rambo		USA	2.16
4, (3)	Stig Pettersson		SWE	2.14
5, (4)	Robert Shavlakadze	GEO	URS	2.14
=6, (12)	Ralf Drecoll		GER/FRG	2.09
(1)	Kjell-Åke Nilsson		SWE	2.09
8, (2)	Ed Caruthers		USA	2.09

(Competitors: 28; Countries: 20; Finalists: 20)

Series	2.03	2.06	2.09	2.12	2.14	2.16	2.18	2.20
Brumel	o	o	o	o	xxo	o	o	xxx
Thomas	o	o	o	xo	xxo	xo	o	xxx
Rambo	o	o	o	xo	o	xxo	xxx	
Pettersson	-	o	o	xo	xo	xxx		
Shavlakadze	o	o	o	o	xxo	xxx		
Drecoll	o	o	o	xxx				
Nilsson	o	o	o	xxx				
Caruthers	o	xo	o	xxx				

In nine meetings between 1960 and 1964, Brumel had beaten Thomas 8-1, and was hot favourite to win in Tokyo. The level of improvement was evident as 20 men cleared 2.06 to qualify. Ten men jumped 2.09 in the final, and the first shocks came at the next height of 2.12, when Edward Czernik (POL), with a best of 2.20, and Ed Carruthers – the US Champion – both failed. Only Brumel cleared this height at the first attempt, with Rome veterans Pettersson, Shavlakadze and Thomas, plus John Rambo, making 2.12 on their second tries.

All five cleared 2.14 with Rambo moving into the lead with a first-time clearance, as the three Rome medallists cleared only on their final jumps. The medals were settled at 2.16 as Brumel regained the lead, this time from Thomas and Rambo, with Shavlakadze having a very close miss at 2.16. The old rivals – Brumel and Thomas – cleared 2.18 first time in the drizzle which had fallen throughout the competition, leaving Rambo with the bronze at 2.16. Neither man could clear 2.20, with Brumel winning on countback. Thomas's last miss came after nearly five hours of competition.

Mexico City, 20 Oct 1968

1, (5)	Dick Fosbury		USA	2.24OR
2, (13)	Ed Caruthers		USA	2.22
3, (12)	Valentin Gavrilov	RUS	URS	2.20
4, (11)	Valeriy Skvortsov	RUS	URS	2.16
5, (3)	Reynaldo Brown		USA	2.14
6, (1)	Giacomo Crosa		ITA	2.14
7, (7)	Günther Spielvogel		FRG	2.14
8, (6)	Lawrie Peckham		AUS	2.12

(Competitors: 39; Countries: 25; Finalists: 13)

Series	2.09	2.12	2.14	2.16	2.18	2.20	2.22	2.24
Fosbury	o	-	o	-	o	o	o	xxo
Caruthers	o	-	xxo	-	xxo	o	xo	xxx
Gavrilov	o	o	o	o	-	o	xxx	
Skvortsov	o	xxo	o	xxo	xxx			
Brown	o	-	o	-	xxx			
Crosa	o	o	o	xxx				
Spielvogel	o	xxo	xo	xxx				
Peckham	o	xo	xxx					

Rather like George Horine with the western roll, Dick Fosbury developed his high jumping style out of necessity, because the shape of his garden inhibited the straddle. By 1967, he had jumped 2.10, but his back-first take-off was still considered a curiosity. After he won the 1968 NCAA Championships, then cleared 2.21 to make the US team behind Carruthers and the 17 year-old Brown, he became a medal threat, bracketed with his US teammates and Russians Gavrilov and Skvortsov.

Thirteen men cleared 2.12 to make the final, with six actually reaching the qualifying level of 2.14. In the final, seven made that height, with Peckham and Chad's Ahmed Senoussi unable to repeat their earlier 2.14s. Only Gavrilov and Skvortsov made 2.16, but the three Americans passed that height. Brown just missed 2.18, while the other two Americans cleared. Skvortsov also failed. Gavrilov passed 2.18

then cleared 2.20 first time to join Fosbury in the lead. Carruthers also cleared easily. At 2.22, Fosbury again cleared first time, and took sole lead when Gavrilov had his first failure of the competition. He then lost second place to Carruthers who cleared the second time. Fosbury, whose style had amazed the crowd, did so again when clearing 2.24 on his final attempt. He then had three average cracks at a world record of 2.29.

Munich, 10 Sep 1972

1, (2)	Jüri Tarmak	EST	URS	2.23
2, (15)	Stefan Junge		GDR	2.21
3, (9)	Dwight Stones		USA	2.21
4, (10)	Hermann Magerl		FRG	2.18
5, (11)	Ádám Szepesi		HUN	2.18
=6, (17)	John Beers		CAN	2.15
(14)	István Major		HUN	2.15
8, (13)	Rustam Akhmetov	UKR	URS	2.15

(Competitors: 40; Countries: 26; Finalists: 19)

Series	2.05	2.10	2.15	2.18	2.21	2.23	2.26
Tarmak	-	o	o	o	xo	xo	xxx
Junge	xo	o	o	o	xo	xxx	
Stones	-	o	o	o	xxo	xxx	
Magerl	o	o	xo	o	xxx		
Szepesi	o	o	o	xxo	xxx		
Beers	o	o	o	xxx			
Major	o	o	o	xxx			
Akhmetov	o	o	o	xxx			

Nineteen of those eligible to compete had cleared at 2.21 or better prior to the Games, headed by Tarmak at 2.25. A record 14 men cleared 2.15, but nine of those missed at 2.18, the most notable failures being Kęstutis Šapka (URS/LTU) and Hungary's stiff-backed István Major – both “flopers”. All four successes had been first-time jumps, but no-one got over 2.21 first time.

Tarmak was first to clear with his left leg lead straddle, while Junge also cleared second time from the other side of the run-up apron. The 18 year-old Stones then cleared, leaving the bar quivering. Tarmak was the only man to get over 2.23.

Montreal, 31 Jul 1976

1,	(3)	Jacek Wszola	POL	2.25OR	
2,	(13)	Greg Joy	CAN	2.23	
3,	(1)	Dwight Stones	USA	2.21	
4,	(5)	Sergey Budalov	RUS	URS	2.21
5,	(9)	Sergey Senyukov	RUS	URS	2.18
6,	(4)	Rodolfo Bergamo	ITA	2.18	
7,	(11)	Rolf Beilschmidt	GDR	2.18	
8,	(8)	Jesper Tørring	DEN	2.18	

(Competitors: 37; Countries: 23; Finalists: 14)

Series	2.05	2.10	2.14	2.18	2.21	2.23	2.25
Wszola	o	-	o	o	o	o	xo
Joy	o	o	xo	xxo	o	xxo	
Stones	-	o	o	o	o	xxx	
Budalov	o	o	o	o	xo	x	xx
Senyukov	-	o	o	o	xxx		
Bergamo	o	o	xo	o	xxx		
Beilschmidt	o	o	o	xo	xxx		
Tørring	-	o	xo	xo	xxx		

Stones had broken his own world record with 2.31 a month before the Games, and was hot favourite. He was also the most unpopular athlete in Montreal, as far as the local crowd was concerned. The Californian had been misquoted as saying that all French Canadians were rude (he was referring to the organising committee of the Games). Whenever he appeared he was booed. But the garrulous Stones had a bigger problem – the Montreal rain, which affected his run-up. The wet conditions hurt all the jumpers, with only four of the 10 who had cleared 2.18 able to make it over 2.21. At that point the boyish-looking Wszola led because he passed all heights up to 2.14, with Stones second.

The locals had jeered at the sight of Stones sweeping away water from the take-off area, but cheered for local man Greg Joy, who cleared 2.21 first time to move ahead of Budalov, the only straddler in the top group. The Russian failed to clear another height, leaving three floppers as the medal winners for the first time. Wszola cleared 2.23 first time, which would have been enough for victory after Joy cleared third time and Stones failed. However, the 19 year-old then made 2.25 and had one attempt at 2.29 before calling it a day. The following week, in dry conditions, Stones broke his world record again, jumping 2.32.

Moscow, 1 Aug 1980

1,	(3)	Gerd Wessig	GDR	2.36WR
2,	(4)	Jacek Wszola	POL	2.31
3,	(2)	Jörg Freimuth	GDR	2.31
4,	(8)	Henry Lauterbach	GDR	2.29
5,	(9)	Roland Dalhäuser	SUI	2.24
6,	(11)	Vaso Komnenić	SRB YUG	2.24
7,	(7)	Adrian Proteasa	ROU	2.21
8,	(1)	Aleksandr Grigoryev	BLR URS	2.21

(Competitors: 30; Countries: 19; Finalists: 12)

(Competitors: 30; Countries: 19; Finalists: 12)

Series	2.21	2.24	2.27	2.29	2.31	2.33	2.36
Wessig	o	o	o	xo	o	xo	xo
Wszola	xo	xo	o	o	xo	xxx	
Freimuth	o	o	xxo	o	xo	xxx	
Lauterbach	xxo	xo	o	o	xxx		
Dalhäuser	o	xo	xxx				
Komnenić	o	xxo	xxx				
Proteasa	o	xxx					
Grigoryev	o	xxx					

The world record had moved up to 2.35, with Wszola and the FRG's Dietmar Mögenburg – absent because of the boycott – the co-record holders. Wszola was favourite, especially as the best Soviet jumper, Vladimir Yashchenko, the previous world record holder and a straddler, was injured in 1980. Six men made 2.24, the shock being that none of the Soviets managed to do so. Just four men made the Olympic record height of 2.27, the three GDR jumpers and Wszola.

At 2.29 only Wessig failed first time, but made it on his second attempt, and then was the only man to clear 2.31 first time, 8cm above on his best prior to 1980 and a personal best. Wszola and Freimuth made it second time, but Lauterbach, a fast running straddler, missed. Wessig cleared 2.33 cleanly to earn the gold. After Freimuth had failed to improve his personal best for a second time, and Wszola had finally bowed out after two close attempts at 2.33, the baker from Schwerin put the icing on the cake with a second time clearance at 2.36. He grazed the bar lightly with his shorts and bounced gently off the landing area on to the ground head first. It was the first high jump world record in Olympic history.

Los Angeles, 11 Aug 1984

1, (11)	Dietmar Mögenburg	FRG	2.35
2, (4)	Patrik Sjöberg	SWE	2.33
3, (8)	Zhu Jianhua	CHN	2.31
4, (3)	Dwight Stones	USA	2.31
5, (9)	Doug Nordquist	USA	2.29
6, (7)	Milt Ottey	CAN	2.29
7, (1)	Liu Yunpeng	CHN	2.29
8, (6)	Cai Shu	CHN	2.27

(Competitors: 30; Countries: 20; Finalists: 12)

Series	2.21	2.24	2.27	2.29	2.31	2.33	2.35	2.40
Mögenburg	o	-	o	-	o	o	o	xxx
Sjöberg	o	-	xo	o	xo	xo	xxx	
Zhu	o	-	o	-	o	x	xx	
Stones	-	o	-	x	o	xxx		
Nordquist	-	o	o	o	xxx			
Ottey	o	xo	xo	o	xxx			
Liu	o	o	xxo	xo	xxx			
Cai	xo	o	xo	x	xx			

Dietmar Mögenburg had been the world's best in 1979, when aged 17. He then became the world record holder at 18 and the European Champion in 1982. Yet the emergence of Zhu had overshadowed the tall (2.01) German, thanks to a series of world records culminating in 2.39 in Germany the month before Los Angeles. None of the medal prospects missed at a height until 2.27, though the FRG's Carlo Thränhardt had to retire after attempting to compete on a sprained ankle.

Eighteen year-old Sjöberg and Commonwealth champion Milt Ottey failed once at 2.27. At 2.29 four cleared, and the three who elected to try 2.31 all cleared the higher height, leaving Nordquist, Ottey and straddler Liu in places five to seven. Sjöberg, in fourth place, moved to second by clearing 2.33 on his second jump after Mögenburg had made it first time. Both the veteran Stones and Zhu missed at 2.33, with bronze going to Zhu because Stones had one failure in his series to 2.31. The Chinese jumper's concentration was disrupted when waiting for his second attempt, when Steve Overt collapsed on the edge of the high jump apron. Mögenburg cleared 2.35 first time, his seventh jump of the day without any failures. He then had three reasonable jumps at a world record of 2.40.

Seoul, 25 Sep 1988

1, (10)	Gennadiy Avdyeyenko	UKR	URS	2.38OR
2, (11)	Hollis Conway		USA	2.36
=3, (2)	Rudolf Povarnitsyn	UKR	URS	2.36
(16)	Patrik Sjöberg		SWE	2.36
5, (13)	"Nick" Saunders		BER	2.34
6, (15)	Dietmar Mögenburg		FRG	2.34
=7, (9)	Dalton Grant		GBR	2.31
(7)	Igor Paklin	KGZ	URS	2.31
(3)	Carlo Thränhardt		FRG	2.31

(Competitors: 27; Countries: 18; Finalists: 16)

Series	2.20	2.25	2.28	2.31	2.34	2.36	2.38
Avdyeyenko	o	o	-	o	o	o	xo
Conway	xo	xo	o	o	xo	o	xxx
Povarnitsyn	o	o	o	o	o	xo	xxx
Sjöberg	-	o	-	o	-	xo	xxx
Saunders	o	xo	-	x	o	x	xx
Mögenburg	-	o	-	xo	xo	x	xx
Grant	-	o	-	o	xxx		
Paklin	o	o	-	o	x	xx	
Thränhardt	-	o	-	o	xx	x	

Javier Sotomayor, the world's best, missed the Seoul Games through yet another (smaller) boycott, leaving the '87 World Championship medallists – Sjöberg, Paklin and Avdyeyenko – as the most plausible gold medal candidates. The finest competition yet saw 12 men clear 2.31, with six of those making 2.34, the most prominent failure at 2.34 being Paklin.

Defending champion Mögenburg cleared 2.34, but looked near his limit for the day, and failed at his next heights, losing fifth place on countback to Nick Saunders of Bermuda. Avdyeyenko, 1983 World Champion, was perfect to 2.38, and led from the surprising Conway, who made 2.36 first time, as compared to second-time clearances for former world record holders Sjöberg and Povarnitsyn. The top six all had at least two attempts at 2.38, with Avdyeyenko grazing the bar on his clearance having missed on his first attempt at the winning height. Avdyeyenko then had one attempt at 2.40 and two more at 2.44.

Barcelona, 2 Aug 1992

1, (14)	Javier Sotomayor		CUB	2.34
2, (6)	Patrik Sjöberg		SWE	2.34
=3, (4)	Tim Forsyth		AUS	2.34
(8)	Artur Partyka		POL	2.34
(10)	Hollis Conway		USA	2.34

6, (11)	Ralf Sonn		GER	2.31
7, (1)	Troy Kemp		BAH	2.31
=8, (5)	Dragutin Topić	YUG/SRB	IOP	2.28
(12)	Marino Drake		CUB	2.28
(13)	Charles Austin		USA	2.28

(Competitors: 43; Countries: 27; Finalists: 14)

Series	2.20	2.24	2.28	2.31	2.34	2.37	2.39
Sotomayor	-	xo	-	o	o	xx	x
Sjöberg	-	o	-	o	xo	xxx	
Forsyth	o	o	-	xo	xo	xxx	
Partyka	-	xo	-	o	xo	xxx	
Conway	o	-	xo	-	xo	xxx	
Sonn	o	o	o	o	xx	x	
Kemp	o	-	xo	o	xxx		
Topić	o	-	o	xx	x		
Drake	o	-	o	xxx			
Austin	o	-	o	-	x	xx	

Sotomayor, the best jumper of his generation, finally competed in the Olympics. Despite being only 24 he had missed two Olympic opportunities through boycotts. He made the most of his 1992 Olympic season, winning 14 of his 17 meetings prior to Barcelona. With 13 others he made 2.26 to qualify for the final, but those who missed represented a who's who of world high jumping: Dalton Grant (GBR), Dietmar Mögenburg (FRG), Steinar Hoen (NOR), and Igor Paklin (EUN).

Steve Smith (GBR) and Marino Drake (CUB) were the only jumpers to clear 2.30 in the qualifying, but neither could do so in the final, with Smith making only 2.24 for 12th place, while Drake tied with World Champion Charles Austin for eighth at 2.28. Seven cleared 2.31, but 2.34 proved to be the final clearance height for the remaining five jumpers. The quick but uneven surface was felt to be responsible for such a relatively low level. Sotomayor was the only man to clear 2.34 first time, while the other four made the height second time, with runner-up Sjöberg becoming the only man to win three consecutive medals in the event. The other three tied for third place.

Atlanta, 28 Jul 1996

1, (9)	Charles Austin		USA	2.39OR
2, (1)	Artur Partyka		POL	2.37
3, (13)	Steve Smith		GBR	2.35
4, (4)	Dragutin Topić	SRB	YUG	2.32
5, (3)	Steinar Hoen		NOR	2.32
6, (7)	Lambros Papakostas		GRE	2.32
7, (2)	Tim Forsyth		AUS	2.32
8, (10)	Lee Jin-taek		KOR	2.29

(Competitors: 37; Countries: 27; Finalists: 14)

Series	2.25	2.29	2.32	2.35	2.37	2.39	2.41	2.46
Austin	o	-	o	o	xx	o	-	xxx
Partyka	-	o	-	o	xo	x	xx	
Smith	xo	-	o	xo	xx	x		
Topić	o	o	o	xx	x			
Hoen	o	xo	o	xx	x			
Papakostas	o	o	xo	xx	x			
Forsyth	o	o	xxo	xx	x			
Lee	o	o	xxx					

A damaged ankle effectively ruined the chances of defending champion Sotomayor, and he finished =11th in the final, clearing only 2.25. Seven jumpers had cleared 2.26 in the qualifying without making the final, as 14 others went over 2.28. Ten of those made 2.29 in the final, with only three eliminated at 2.32.

The next height of 2.35 proved to be the litmus test of quality, as 1991 World Champion Charles Austin and Poland's competitive Artur Partyka were the only ones to clear first time. Just Steve Smith of the remaining five cleared 2.35. Partyka then cleared 2.37 on his second jump with an effort that looked a good 5cm above the bar. When Austin failed for a second time it seemed certain that the Pole would win. Both Smith and Austin passed to 2.39 for their final attempts, and Austin sailed over without touching the bar to win the gold. Partyka won his second Olympic medal of the 1990s. At seven Olympic, World and European Championships between 1992 and 1998, he never failed to win a medal.

Sydney, 24 Sep 2000

1, (13) Sergey Klyugin	RUS	2.35
2, (10) Javier Sotomayor	CUB	2.32
3, (11) Abderahmane Hammad	ALG	2.32
4, (7) Stefan Holm	SWE	2.32
5, (3) Konstantin Matusevich	ISR	2.32
=6, (6) Staffan Strand	SWE	2.32
(8) Mark Boswell	CAN	2.32
8, (5) Wolfgang Kreissig	GER	2.29

(Competitors: 35; Countries: 25; Finalists: 13)

Series	2.20	2.25	2.29	2.32	2.35
Klyugin	o	-	o	xo	o
Sotomayor	-	o	-	o	xxx
Hammad	o	o	xo	o	xxx
Holm	o	o	xxo	o	xxx
Matusevich	o	o	o	xxo	xxx
Strand	-	xo	o	xxo	xxx
Boswell	xo	o	-	xxo	xxx
Kreissig	o	o	o	xxx	

Vyacheslav Voronin, who had cleared 2.40 in August 2000, was favourite with previous champions Austin and Sotomayor well regarded as medal possibilities. Atlanta champion Austin only cleared 2.20 in the qualifying round, 7cm short of the required height.

In the final 10 jumpers remained as the bar was moved up to 2.32. Voronin was the last to clear this height and placed 10th. As Klyugin was readying for his first attempt at 2.35 the heavens opened, and Klyugin was the only jumper to manage this height in the wet and windy conditions.

Athens, 22 Aug 2004

1, (3) Stefan Holm	SWE	2.36
2, (2) Matt Hemingway	USA	2.34
3, (9) Jaroslav Bába	CZE	2.34
4, (7) Jamie Nieto	USA	2.34
5, (12) Andriy Sokolovskiy	UKR	2.32
6, (4) Yaroslav Rybakov	RUS	2.32
7, (8) Mark Boswell	CAN	2.29
8, (5) Svatoslav Ton	CZE	2.29

(Competitors: 38; Countries: 27; Finalists: 12)

Series	2.20	2.25	2.29	2.32	2.34	2.36
Holm	o	o	o	xo	xxo	o
Hemingway	o	o	-	o	o	xxx
Bába	o	o	o	xx	o	xxx
Nieto	o	xo	-	o	xo	xxx
Sokolovskiy	o	o	o	o	xxx	
Rybakov	o	xo	o	xo	xxx	
Boswell	o	-	o	xxx		
Ton	o	xo	xo	xx	x	

The qualifying round neatly saw 12 men clear the required height of 2.28, with the most notable non-qualifier being World Champion Jacques Freitag (RSA), severely inhibited by an ankle injury. All the finalists made at least 2.25, and only two failed to clear a further height. The 1999 World Champion Vyacheslav Voronin and 1990 European Champion Dragutin Topić cleared 2.29, but missed 2.32. Leading after that height was Hemingway, ahead of Sokolovskiy and Nieto. The tall (2.01) Hemingway continued his fine jumping with a first-time clearance at 2.34 and only Bába could emulate him. Nieto solidified his hold on bronze with a successful second jump at 2.34. The three-time world indoor champion Holm was in fifth place after two failures, and then launched himself over 2.34. A fiery competitor, and the shortest man in the field (at 1.81), Holm then cleared 2.36 on his first try, and the gold medal was his. Of the three other jumpers only Nieto, with his last jump, came really close to clearing 2.36.

Beijing, 19 Aug 2008

1, (11) Andrey Silnov	RUS	2.36
2, (2) Germaine Mason	GBR	2.34

3, (8) Yaroslav Rybakov	RUS	2.34
4, (3) Stefan Holm	SWE	2.32
5, (1) Raul Spank	GER	2.32
6, (6) Jaroslav Bába	CZE	2.29
7, (4) Tomáš Jankú	CZE	2.29
8, (9) Tom Parsons	GBR	2.25

(Competitors: 40; Countries: 28; Finalists: 12)

Series	2.20	2.25	2.29	2.32	2.34	2.36
Silnov	o	o	o	o	o	o
Mason	o	o	x	o	o	xxx
Rybakov	o	o	o	xxo	o	xxx
Holm	o	o	o	o	x	xx
Spank	o	o	o	xxo	xx	x
Bába	o	o	o	x	x	x
Janku	o	o	xo	x	xx	
Parsons	o	o	xxx			

The qualifying height was 2.32, but only eight jumpers cleared 2.29, so a further four men with good countback at 2.25 were included. When the bar reached 2.32 in the final, only reigning champion Holm and Silnov had a perfect record. Both men went over 2.32 first time, but were preceded by the surprising Mason, a Jamaican transfer to Britain. He astounded onlookers by being the first over 2.34, and after Holm missed once, the Briton was joined by Silnov and Rybakov with first time clearances at 2.34. Silnov cleared 2.36 first time, and none of the others could get over that height, Holm, Spank and Bába all making desperation efforts at 2.36 without a 2.34 clearance.

Silnov, the European Champion, had placed fourth in the Russian Championships, and was not initially selected for Beijing, but a 2.37 leap in London a week later convinced the Russian selectors to include him at the expense of Andrey Tereshin.

MEN'S HIGH JUMP**The Best on Points**

19.5	Patrik Sjöberg SWE	1984-2, 1988-3=, 1992-2
18	Lajos Gönczy HUN	1900-3, 1904-4, 1906-2
	Stefan Holm SWE	2000-4, 2004-1, 2008-4

Most Finals

3	Gönczy	
	Pierre Lewden FRA	1920-7=, 1924-3, 1928-7=
	Simeon Toribio PHI	1928-4, 1932-3, 1936-12=
	Stig Pettersson SWE	1956-4, 1960-5, 1964-4
	Lawrie Peckham AUS	1964-10, 1968-8, 1972-18
	Dwight Stones USA	1972-3, 1976-3, 1984-4
	Sjöberg	1984-2, 1988-3=, 1992-2
	Javier Sotomayor CUB	1992-1, 1996-11=, 2000-2
	Dragutin Topić IOP/YUG	1992-8=, 1996-4, 2004-10
	Holm	

Most Appearances

5	Topić IOP/YUG/SCG/SRB	1992-8=, 1996-4, 2000-21=Q, 2004-10, 2008-17Q
4	Kuniyoshi Sugioka JPN	1960-18Q, 1964-24=Q, 1968-14=Q, 1972-31Q

3 24 Men

Placing Table

	G	S	B	4	5	6	7	8	M	Points
USA	13	11+2=	7+2=	6+2=	5+2=	2+2=	2+2=	1+1=	35	331.1
SWE	1	2	1+1=	6+1=	2	1+3=	2=	2	5	90.5
URS	4	1	2+1=	3	2	1	1=	2	8	85.5
GER	2	2	2	2+1=	2	2+2=	2+2=	2	6	82
GBR	1	2+1=	1	-	1	1	2=	1	5	44.5
HUN	-	1+1=	1	1	2	1=	-	-	3	34.5
CAN	1	1	-	-	1	2+2=	1	-	2	32
FRA	-	1=	2	-	1	-	2+3=	-	3	29
POL	1	2	1=	-	-	-	1=	-	4	28.5
RUS	2	-	1	-	-	1	-	-	3	25
AUS	1	1	1=	-	-	-	1+1=	1	3	24.5
NOR	-	1	-	1=	1	1=	-	1+1=	1	19
CUB	1	1	-	-	-	-	-	1=	2	15.3
JPN	-	-	-	-	1	2+2=	2=	-	0	15.3
CZE	-	-	1	-	-	1	1	1	1	12
PHI	-	-	1	1	-	-	-	-	1	11
FIN	-	-	-	1	1	1=	-	-	0	10.5
CHN	-	-	1	-	-	-	1	1	1	9
GRE	-	-	1=	-	-	-	1	-	1	8.5
ALG	-	-	1	-	-	-	-	-	1	6
BRA	-	-	1	-	-	-	-	-	1	6

Men's High Jump, continued

	G	S	B	4	5	6	7	8	M	Points
ITA	-	-	-	-	-	2	-	-	0	6
SUI	-	-	-	-	1	-	1=	-	0	5.5
YUG (SRB)	-	-	-	1	-	-	-	-	0	5
ROU	-	-	-	-	-	1	1	-	0	5
BER	-	-	-	-	1	-	-	-	0	4
ISR	-	-	-	-	1	-	-	-	0	4
UKR	-	-	-	-	1	-	-	-	0	4
YUG	-	-	-	-	-	1	-	-	0	3
BAH	-	-	-	-	-	-	1	-	0	2
TCH	-	-	-	-	-	-	1=	-	0	1
DEN	-	-	-	-	-	-	-	1	0	1
KOR	-	-	-	-	-	-	-	1	0	1
RSA	-	-	-	-	-	-	-	1=	0	0.5
IOP (YUG/SRB)	-	-	-	-	-	-	-	1=	0	0.3
Totals	27	25+5=	22+7=	21+5=	23+2=	18+14=	12+18=	14+5=	86	962

Breakdown of URS placings:

RUS	2	1	2	2	1	-	-	-	5	49
UKR	1	-	1=	-	-	1	-	1	2	17.5
GEO	1	-	-	-	1	-	-	-	1	12
BLR	-	-	-	1	-	-	-	1	0	6
KGZ	-	-	-	-	-	-	1=	-	0	1
Totals	4	1	2+1=	3	2	1	1=	2	8	85.5

Breakdown of GER placings:

GER	-	1	1	1=	2	1+2=	1=	2	2	35
GDR	1	1	1	1	-	-	1	-	3	28
FRG	1	-	-	1	-	1	1+1=	-	1	19
Totals	2	2	2	2+1=	2	2+2=	2+2=	2	6	82

Breakdown of GBR placings:

GBR	-	1	1	-	1	1	2=	1	2	23.5
IRL	1	1+1=	-	-	-	-	-	-	3	21
Totals	1	2+1=	1	-	1	1	2=	1	5	44.5

Dvorak (3.35), but to no avail as officials decided to keep the Baxter competition as the only legitimate event.

St. Louis, 3 Sep 1904

1,	Charles Dvorak	USA	3.505OR
2,	Leroy Samse	USA	3.35
3,	Louis Wilkins	USA	3.35
4,	Ward McLanahan	USA	3.35
5,	Claude Allen	USA	3.35
6,	Walter Dray	USA	3.00
7,	Paul Weinstein	GER	3.00

(Competitors: 7; Countries: 2)

Series	3.35	3.43	3.50	3.71	Jump-off 1		
Dvorak	o	o	o	xxx			
Samse	o	xxx			o	o	o
Wilkins	o	xxx			o	o	o
McLanahan	o	xxx			o	xxx	

Norman Dole (USA) and Fernand Gonder (FRA) had both jumped 3.69 in 1904, but neither was present for the Olympic event. All heights in the final were measured in feet and inches, with the bar being raised 3" for each new height. At 3.43 only Dvorak was able to succeed, and the two-time US Champion also made 3.505. Dvorak had three tries at a world record 3.71, without success. The next four had a jump-off, with all clearing 3.28, and Samse and Wilkins making 3.35 and 3.43. Samse beat Wilkins in a second jump-off and McLanahan similarly beat Allen.

Pole Vault

Athens, 10 Apr 1896

1,	William Hoyt	USA	3.30OR
2,	Albert Tyler	USA	3.20
=3,	Evangelos Damaskos	GRE	2.60
	Ioannis Theodoropoulos	GRE	2.60
5,	Vasilios Xydias	GRE	2.40

(Competitors: 5; Countries: 2)

Tyler and Hoyt started competing at 2.80, after the three Greek vaulters had failed at 2.70. They both cleared each height up to 3.20 first time, with increments of 10cm, and Tyler then failed at 3.25. With the US championship record at 3.36, this Olympic event was one which did not compare unfavourably with the best of the era.

Paris, 15 Jul 1900

1,	Irving Baxter	USA	3.30=OR
2,	Meredith Colket	USA	3.25
3,	Karl "Flisa" Andersen	NOR	3.20
=4,	Eric Lemming	SWE	3.10
	Jakab Krauser	HUN	3.10
	Emile Gontier	FRA	3.10
7,	Karl Staaf	SWE	2.80
8,	August Nilsson	SWE	2.60

(Competitors: 8; Countries: 5)

The event was held on a Sunday afternoon, and the result was contested by the Americans. The organisers had stated four days earlier that religious Americans would have a chance of jumping on the Monday in an attempt to better the Sunday marks, but changed this ruling on the Saturday apparently without notifying the Americans. Colket and Baxter, who had just won the high jump, took part and duly took the top two places. Javelin star Eric Lemming shared fourth place. The next day, Bascom Johnson (USA) won a special event with 3.38, but the US again protested when this was given no recognition. Dan Horton then won a third event with 3.45 from fellow American Charles

Athens, 25 Apr 1906

1,	Fernand Gonder	FRA	3.50
2,	Bruno Söderström	SWE	3.40
3,	Edward Glover	USA	3.35
4,	Theodoris Makris	GRE	3.25
=5,	Heikki Åhlman (Pennola)	FIN	3.00
	Yorgos Banikas	GRE	3.00
	Otto Haug	NOR	3.00
	Imré Kiss	HUN	3.00
	Stefanos Koudouriotis	GRE	3.00

(Competitors: 11; Countries: 8)

Series	2.50	2.75	3.00	3.25	3.35	3.40	3.50
Gonder	o	o	o	o	o	o	o
Söderström	o	o	o	o	o	o	xxx
Glover	o	o	o	o	o	xxx	
Makris	o	o	o	o	xxx		

While this was the most international Olympic pole vault to date, it lacked Leroy Samse, who one month later would jump 3.78. Gonder, in his turn, had missed the 1904 event, and had jumped 3.83 in an exhibition in 1905. The starting height was 2.50, with the bar raised 25cm through to 3.25, when four jumpers remained.

Makris missed at 3.35, and Glover failed 3.40, hindered by an official who meandered across the runway after he had started his run-up. Another with bad luck was Ed Archibald (CAN), who had lost his pole on a train in Italy, and almost impaled himself on a broken borrowed pole early in the competition. Up to 3.40 only Söderström had no failures, but he was unable to clear 3.50, a height Gonder made with ease. In warming up Gonder had cleared 3.66, but could not match this in the competition proper.

London, 24 Jul 1908

=1,	Edward Cook	USA	3.71OR
	A. C. Gilbert	USA	3.71OR
=3,	Edward Archibald	CAN	3.58
	Charles Jacobs	USA	3.58
	Bruno Söderström	SWE	3.58

=6,	Yorgos Banikas	GRE	3.50
	Sam Bellah	USA	3.50
8,	Károly Szathmáry	HUN	3.35
(Competitors: 15; Countries: 7; Finalists: 8)			

Gonder, having won an Olympic title, turned to rugby in 1908 and so missed the London Games, leaving Alfred Gilbert, winner of the US Eastern Trials with a national record 3.855, as favourite. Another to miss London was Walter Dray, who placed second in the US Trials but then cleared 3.90 in a minor meeting before being injured. The qualifying competition was held on the morning of 24 July in three sections, with Söderström winning the first section with 3.58 from Jacobs – 3.50. Cooke won the next section with an Olympic record 3.71 ahead of Gilbert – 3.66 – and Archibald 3.58. Bellah won the last section with 3.43.

Performances were carried forward to the final, and Gilbert out-jumped Cook 3.71 to 3.66 in a competition disrupted by the excitement surrounding the finish of the marathon. The two shared the gold medal on the basis of Cook's earlier 3.71, with Archibald, Jacobs and Söderström sharing third place after all three cleared 3.58.

Stockholm, 11 Jul 1912

1, (4)	Harry Babcock	USA	3.95OR
=2, (1)	Frank Nelson	USA	3.85
(7)	Marc Wright	USA	3.85
=4, (3)	Bertil Ugglä	SWE	3.80
(5)	William Happenny	CAN	3.80
(8)	Frank Murphy	USA	3.80
7, (9)	Samuel Bellah	USA	3.75
=8, (10)	Frank Coyle	USA	3.65
(6)	Gordon Dukes	USA	3.65
(11)	Bill Fritz	USA	3.65
(Competitors: 25; Countries: 11; Finalists: 11)			

Series	3.80	3.85	3.90	3.95	4.06
Babcock	o	o	o	o	xxx
Nelson	o	xo	xxx		
Wright	xo	xo	xxx		
Ugglä	o	xo	xxx		
Happenny	xo	Injured			
Murphy	o	xxx			

Eleven men qualified for the final, of whom eight were Americans. Wright had set a world record of 4.02 in the Eastern Trials, while Bellah had reportedly cleared 3.90 by 30cm in the Western Trials. Babcock was the most consistent jumper in the Stockholm final, though it was Nelson who caught the eye with a booming clearance at 3.80, some 30cm above the bar. Nevertheless, it was the slender (1.88/74Kg) Babcock who became the only man to make 3.90. He then cleared 3.95 before failing at a world record of 4.06. The hazardous nature of the event was emphasised by Happenny's fall while attempting 3.80. He had to be taken away "with blood dripping from his nostrils", as the *Toronto Globe* dramatically described.

Antwerp, 20 Aug 1920

1,	Frank Foss	USA	4.09WR
2,	Henry Petersen	DEN	3.70
3,	Edwin Myers	USA	3.60
4,	Edward Knourek	USA	3.60
5,	Ernfrid Rydberg	SWE	3.60
6,	Laurits Jørgensen	DEN	3.60
7,	Eldon Jenne	USA	3.60
8,	Georg Högström	SWE	3.50
(Competitors: 16; Countries: 7; Finalists: 13)			

Series	3.70	3.80	3.90	4.00	4.09
Foss	xo	o	o	x	o
Petersen	xo	xxx			

All finalists cleared 3.60 in the qualifying round. Foss was the favourite after winning the US Trials with 3.99, but Myers had cleared the same height, and Jenne had jumped 3.98 elsewhere, so the winner was in doubt before the final.

By the time the bar reached 3.80, only Foss and the 19 year-old Petersen were left. Foss cleared, leaving Petersen in silver medal position; Myers beat Knourek 3.75 to 3.70 in a jump-off for third. Foss went on to clear 3.90, and after a failure at 4.00 he moved to a world record of 4.10, which he cleared first time. On remeasurement it was found to be 4.09, still a record. The relatively small (1.73m/66Kg) Foss remains one of only two men to have set a world record in Olympic pole vault competition.

Paris, 10 Jul 1924

1, (1)	Lee Barnes	USA	3.95
2, (4)	Glenn Graham	USA	3.95
3, (2)	James Brooker	USA	3.90
4, (7)	Henry Petersen	DEN	3.90
5, (3)	Victor Pickard	CAN	3.80
6, (5)	Ralph Spearow	USA	3.70
7, (6)	Maurice Henrijean	BEL	3.65
(Competitors: 20; Countries: 13; Finalists: 7)			

The finalists qualified by clearing 3.66, but the world's top vaulter Charles Hoff (NOR) was missing, inhibited by a foot injury. He competed only in the 400m and 800m. Ralph Spearow then became favourite, but he had an off-day; in November he would clear 4.19 in Japan.

Barnes won the gold medal in a jump-off with Graham, and was the youngest-ever pole vault winner at 17. Graham's son James made the 1956 Olympic team, but graciously handed his Olympic spot to Bob Gutowski after being hobbled by an injury. Brooker ensured a clean sweep for the USA after beating the excellent Petersen in a jump-off.

Amsterdam, 1 Aug 1928

1,	Sabin Carr	USA	4.20OR
2,	William Droegemuller	USA	4.10
3,	Charles McGinnis	USA	3.95
4,	Victor Pickard	CAN	3.95
5,	Lee Barnes	USA	3.95
6,	Yonataro Nakazawa	JPN	3.90
7,	Henry Lindblad	SWE	3.90
8,	János Karlovits	HUN	3.80
(Competitors: 20; Countries: 13; Finalists: 9)			

Series	3.90	3.95	4.10	4.20	4.31	Jump-off
Carr	o	xxo	o	o	xxx	
Droegemuller	o	xxo	o	xxx		
McGinnis	o	o	xxx			o (4.10)
Pickard	o	o	xxx			o (3.95)
Barnes	o	o	xxx			x (3.95)
Nakazawa	xo	xxx				
Lindblad	xxo	xxx				

Barnes had improved Carr's 1927 world record of 4.27 to 4.30 in April, and had won the US Trials – on countback from Droegemuller and Carr – with 4.11. After nine men made 3.66 in qualifying, the final was started at 3.50, but 3.80 was needed to eliminate Julius Müller (GER).

When the bar was raised to 4.10, only five men were left, with Victor Pickard the only non-American. After clearing 3.95 on the third attempt, Carr and Droegemuller both made 4.10 first time, and then watched as the other three failed three times. Third to fifth was decided by a jump-off, with Barnes placing fifth – very much an off-day for a man who cleared 4.11 in 10 competitions in 1928. At 4.20m Carr cleared first time to take the gold medal.

Los Angeles, 3 Aug 1932

1, (7)	Bill Miller	USA	4.315OR
2, (5)	Shuhei Nishida	JPN	4.30
3, (8)	George Jefferson	USA	4.20
4, (6)	Bill Graber	USA	4.15
5, (4)	Shizuo Mochizuki	JPN	4.00
6, (1)	Lúcio de Castro	BRA	3.90
7, (3)	Petros Hlantzis	GRE	3.75
(2)	Carlo Nelli	BRA	NH

(Competitors: 8; Countries: 4)

Series	4.15	4.20	4.25	4.30	4.315	4.40
Miller	xxo	o	o	o	xxo	xxx
Nishida	o	xo	xxo	xxo	xxx	
Jefferson	-	o	xxx			
Graber	xxo	-	xxx			
Nelli	(NH)					

Bill Graber had set a world record of 4.37 in winning the US Trials in a competition which saw 16 men clear 4.06. He was the favourite ahead of teammates Miller, who placed second in Stanford with 4.30, and Jefferson (4.22 in the trials). At 4.15, the Americans had company from Nishida, who equalled his Asian record, and then went over 4.20 on his second attempt, after Miller and Jefferson had cleared first time. Graber had passed 4.20, but caused a shock by failing at 4.25, which only Miller and Nishida cleared.

Nishida then cleared 4.30 on his third attempt, as he had done at the previous height, improving his best for the third time. Miller who had been flawless from 4.20 onwards then cleared 4.315 on his last attempt after Nishida had just grazed the bar with his chest. Nishida's sincere congratulations of Miller won the plaudits of the Californian crowd.

Berlin, 5 Aug 1936

1, (6)	Earle Meadows	USA	4.35OR
2, (21)	Shuhei Nishida	JPN	4.25
3, (18)	Sueo Oe	JPN	4.25
4, (16)	William Sefton	USA	4.25
5, (22)	William Graber	USA	4.15
=6, (3)	Josef Haunzwickel	AUT	4.00
(4)	Danilo Innocenti	ITA	4.00
(5)	Alfred Proksch	AUT	4.00
(7)	Kiyoshi Adachi	JPN	4.00
(11)	Wilhelm Sznajder	POL	4.00
(12)	Syl Apps	CAN	4.00
(13)	Bo Ljungberg	SWE	4.00
(14)	Péter Bácsalmási	HUN	4.00
(15)	Jan Korejs CZE	TCH	4.00
(23)	Richard Webster	GBR	4.00
(25)	Viktor Zsuffka	HUN	4.00

(Competitors: 30; Countries: 21; Finalists: 25)

Series	3.60	3.80	4.00	4.15	4.25	4.35	4.45	Jump-off
Meadows	o	-	o	o	xo	xo	xxx	
Nishida	-	o	o	o	o	xxx		o (4.15)
Oe	-	o	o	o	xo	xxx		o (4.15)
Sefton	o	-	o	xxo	o	xxx		x (4.15)
Graber	o	-	o	xo	xxx			
Haunzwickel	o	o	xo	xxx				
Innocenti	o	o	xo	xxx				
Proksch	o	o	o	xxx				
Adachi	o	o	o	xxx				
Sznajder	-	o	o	xxx				
Apps	o	o	o	xxx				
Ljungberg	o	o	o	xxx				
Bácsalmási	o	o	xxo	xxx				
Korejs	xo	o	xxo	xxx				
Webster	o	o	o	xxx				
Zsuffka	o	o	xxo	xxx				

With 25 competitors the event was almost interminable, taking a full five hours, and ending under floodlights. This added to the drama of

Leni Reifenstahl's "Olympia", the official film of the Games which gave full and artistic coverage of the event.

The USA had to do without George Varoff, the world record holder, who placed only fourth in the US Trials, but Meadows fought off the stiff Japanese challenge by clearing 4.35 on his second attempt. Nishida and Oe were officially second and third but in a gesture of friendship they cut their medals in two and had them soldered together. Apps, who tied for sixth, was later much better known in his own country as a player in the North American National Hockey League and as a Conservative MP.

London, 2 Aug 1948

1, (11)	Guinn Smith	USA	4.30
2, (4)	Erkki Kataja	FIN	4.20
3, (9)	Bob Richards	USA	4.20
4, (3)	Erling Kaas	NOR	4.10
5, (6)	Ragnar Lundberg	SWE	4.10
6, (7)	"Boo" Morcom	USA	3.95
=7, (2)	Hugo Göllors	SWE	3.95
(8)	Valto Olenius	FIN	3.95

(Competitors: 21; Countries: 12; Finalists: 12)

Series	3.95	4.10	4.20	4.30	4.40
Smith	xo	xo	o	xxo	xpp
Kataja	o	o	o	xxx	
Richards	o	xo	xo	xxx	
Kaas	o	o	xxx		
Lundberg	o	xxo	xxx		
Morcom	o	-	xxx		
Göllors	xo	xxx			
Olenius	xo	xxx			

The war years deprived Cornelius Warmerdam (USA) of the opportunity of winning two gold medals. The first man to clear 15 feet (4.57), Warmerdam was generally considered the best ever vaulter prior to the advent of Sergey Bubka. By 1948 Warmerdam was coaching, and the best vault of 1948 was 10cm below 15', coming in the US Trials where Richmond "Boo" Morcom beat Guinn Smith on countback, with Bob Richards third after clearing 4.42.

Morcom had an ankle injury in London but qualified at 4.00 and then cleared 3.95 in the final, before gambling on clearing 4.20. In the rainy conditions, which left the runway waterlogged, this was a tactical error which left him watching Kataja, the leader, fight Smith and Richards for the medals. After Kataja and Richards missed three times at 4.30, Smith, who was suffering the effects of a knee injury, levered himself over the bar to maintain the USA's winning streak in the event.

Helsinki, 22 Jul 1952

1, (19)	Bob Richards	USA	4.55OR
2, (14)	Don Laz	USA	4.50
3, (13)	Ragnar Lundberg	SWE	4.40
4, (16)	Pyotr Denisenko UKR	URS	4.40
5, (18)	Valto Olenius	FIN	4.30
6, (5)	Bunkichi Sawada	JPN	4.20
7, (6)	Vladimir Brazhnik UKR	URS	4.20
8, (12)	Viktor Knyazhev BLR	URS	4.20

(Competitors: 31; Countries: 21; Finalists: 19)

Series	4.10	4.20	4.30	4.40	4.50	4.55	4.60
Richards	o	o	o	o	xo	xxo	xxx
Laz	o	o	o	o	xo	xxx	
Lundberg	o	o	xo	o	xxx		
Denisenko	o	xo	o	o	xxx		
Olenius	o	xo	xo	xxx			
Sawada	o	o	xxx				
Brazhnik	o	xo	xxx				
Knyazhev	xo	xo	xxx				

Nineteen of 25 competitors cleared 4.00 in qualifying, which meant that another long final was in prospect. It took five hours to complete, with four men beating the previous Olympic record. Olenius of Finland

failed to clear 4.40, but made 4.30 to set a Finnish record in fifth place. All of the four contenders cleared 4.40 first time, and then all missed 4.50 with their first attempts. Laz and then Richards cleared on their second jumps, though Richards brushed the bar on his jump. Laz then failed three times at 4.55, bringing the prospect of a jump-off if Richards missed. He produced his best jump of the day, and leaped out of the pit triumphantly. Third place was decided on the basis of Lundberg having taken fewer jumps than Denisenko, though they had the same number of failures.

Melbourne, 26 Nov 1956

1, (8) Bob Richards	USA	4.56OR
2, (4) Bob Gutowski	USA	4.53
3, (11) Yorgos Roubanis	GRE	4.50
4, (13) George Mattos	USA	4.35
5, (10) Ragnar Lundberg	SWE	4.25
6, (9) Zenon Ważny	POL	4.25
7, (6) Eeles Landström	FIN	4.25
8, (2) Manfred Preussger	GER/GDR	4.25

(Competitors: 19; Countries: 12; Finalists: 14)

Series	4.15	4.25	4.35	4.40	4.45	4.50	4.53	4.56
Richards	o	o	o	o	o	o	o	xxo
Gutowski	o	o	xo	xo	xxo	o	o	xxx
Roubanis	o	xo	xo	o	o	o	xxx	
Mattos	-	o	o	xxx				
Lundberg	-	o	xxx					
Ważny	o	o	xxx					
Landström	-	xo	xxx					
Preussger	xo	xo	xxx					

Strong winds reduced the heights achieved by 15-20cm, and some surprises occurred. The three USSR vaulters, all 4.40 performers, were unable to clear higher than 4.15, while Eeles Landström, European Champion and record holder, failed at 4.35. The best European was Roubanis, who was using a new fibreglass pole, rather than the metal poles popularised during the 1940s. The Greek UCLA student joined the flawless Richards and Gutowski in clearing 4.40, leaving George Mattos in fourth place.

All three then cleared the next two heights with Roubanis second on countback ahead of Gutowski. At 4.53, the Americans cleared first time with Gutowski making the better jump before Richard grazed the bar. Roubanis missed, and at the next height Richards again cleared while making the bar wobble, and so won the gold medal. Richards considered that in good conditions he might have cleared 4.72.

Rome, 7 Sep 1960

1, (5) Don Bragg	USA	4.70OR
2, (8) Ron Morris	USA	4.60
3, (7) Eeles Landström	FIN	4.55
4, (3) Rolando Cruz	PUR	4.55
5, (1) Günter Malcher	GER/GDR	4.50
=6,(10) Igor Petrenko	UKR	4.50
(9) Matti Sutinen	FIN	4.50
8, (6) Rudolf Tomášek	CZE	4.50

(Competitors: 29; Countries: 20; Finalists: 13)

Series	4.00	4.20	4.30	4.40	4.50	4.55	4.60	4.70
Bragg	-	-	o	xo	o	o	o	o
Morris	-	-	o	o	xo	o	xo	xxx
Landström	-	o	-	xo	xo	o	xxx	
Cruz	o	o	o	o	o	xo	xxx	
Malcher	-	o	o	o	o	xxx		
Petrenko	-	o	-	xxo	o	xxx		
Sutinen	-	o	-	xxo	o	xxx		
Tomášek	o	o	o	xxo	o	xxx		

Bragg was expected to win after setting a world record of 4.81 in the US Trials, and was one of 10 men to clear the qualifying height of 4.40. Dimitar Khlebarov (BUL), Andrzej Krzysiński (POL) and Morris were

added to the final after clearing 4.30 first time, while Victor Sillon (FRA) and Yorgos Roubanis also made 4.30 but did not qualify.

Dave Clark (USA) and Vladimir Bulatov (URS), both 4.60 vaulters, failed to make the final – Bulatov being carried off after sustaining an injury while warming up. Eight men cleared 4.50, with unheralded Günther Malcher leading. Malcher went out at the next height, with just Landström, Morris, Bragg (first time), and Cruz (second attempt) clearing 4.55. Only Bragg and Morris went over 4.60, leaving Landström with the bronze. Bragg had a good clearance at 4.70, while Morris was close only on his last attempt. Bragg tried a world record of 4.82 and his third failure took place more than six hours after the competition had begun.

Tokyo, 17 Oct 1964

1, (5) Fred Hansen	USA	5.10OR
2, (10) Wolfgang Reinhardt	GER/FRG	5.05
3, (15) Klaus Lehnertz	GER/FRG	5.00
4, (13) Manfred Preussger	GER/GDR	5.00
5, (2) Gennadiy Bliznetsov	UKR	4.95
6, (18) Rudolf Tomášek	CZE	4.90
7, (6) Pentti Nikula	FIN	4.90
8, (11) Billy Pemelton	USA	4.80

(Competitors: 30; Countries: 20; Finalists: 18)

Series	4.70	4.80	4.85	4.90	4.95	5.00	5.05	5.10
Hansen	o	o	o	-	-	o	-	xxo
Reinhardt	-	xo	-	xo	-	o	o	xxx
Lehnertz	o	o	o	o	xo	o	xxx	
Preussger	-	o	-	o	-	o	xxx	
Bliznetsov	o	-	o	-	o	x	xx	
Tomášek	o	xo	-	o	-	xx	x	
Nikula	o	xxo	xo	o	xxx			
Pemelton	o	o	xxx					

The development of the fibreglass pole revolutionised the event between 1960 and 1964 with 10 accepted (plus seven unrated) records, taking the world record from 4.81 to 5.28. The last of these was set by Fred Hansen in the USA versus USSR match of 1964, making him the gold medal favourite. Eighteen athletes cleared the 4.60 qualifying height, presaging a lengthy final.

Thirteen men cleared the Olympic record height of 4.70, among them John Pennel, the first man to clear 17 feet (5.18). Pennel was suffering with an injured back and failed at 4.85, a height which defeated the number three American Billy Pemelton. Seven men were now left in. Pentti Nikula, the first man to clear 5m, then missed at 4.95. Tomášek, the gymnastic Czech, and the big (1.90/90Kg) Ukrainian, Bliznetsov, were the next to depart – at 5.05. Earlier Hansen, and the German triumvirate – Reinhardt Lehnertz and the veteran Preussger, all cleared 5.00 first time. Hansen then gambled, passing 5.05, and when Reinhardt cleared first time, Hansen had to make 5.10 to win, as the other Germans failed 5.05. Hansen failed twice, and more than six hours after the competition started, he scraped over 5.10 for the gold.

Mexico City, 16 Oct 1968

1, (9) Bob Seagren	USA	5.40OR
2, (13) Claus Schiprowski	FRG	5.40OR
3, (7) Wolfgang Nordwig	GDR	5.40OR
4, (4) Hristos Papanikolaou	GRE	5.35
5, (10) John Pennel	USA	5.35
6, (5) Gennadiy Bliznetsov	UKR	5.30
7, (15) Hervé D'Encausse	FRA	5.25
8, (12) Heinfried Engel	FRG	5.20

(Competitors: 23; Countries: 15; Finalists: 15)

Series	5.05	5.10	5.15	5.20	5.25	5.30	5.35	5.40
Seagren	5.45	o	-	xo	-	o	-	xo
	xxx							
Schiprowski	-	o	-	o	xo	o	xo	xo
	xxx							

	<u>5.05</u>	<u>5.10</u>	<u>5.15</u>	<u>5.20</u>	<u>5.25</u>	<u>5.30</u>	<u>5.35</u>	<u>5.40</u>
	<u>5.45</u>							
Nordwig	-	-	-	o	-	o	o	xxo
	xxx							
Papanikolaou	-	-	o	-	xo	xo	o	xxx
Pennel	o	-	-	xo	-	xo	xxo	xxx
Bliznetsov	-	o	-	o	-	xo	xxx	
D'Encausse	-	-	xo	-	o	-	xxx	
Engel	-	xo	-	o	xxx			

Seagren was favourite, with European Champion Nordwig the next man most likely to succeed. They, and 13 others, cleared 4.90 to qualify. In the final only two athletes went out before the bar was raised to 5.10. Eleven men cleared 5.15 to beat the incumbent Olympic record, and nine went over 5.20. Bliznetsov dropped a place from 1964 despite clearing 5.30 – 35cm more than in Tokyo – leaving five men to battle for the medals.

Pennel placed fifth after clearing 5.35 third time compared with Hristos Papanikolaou's first-time effort. Then Pennel made 5.40 on his second jump, good enough for the bronze medal ... but his pole passed under the bar, negating the clearance. The rule was changed the following year, but was in keeping with Pennel's rotten Olympic luck. Nordwig was the bronze medal winner, making 5.40 on his final jump, while ahead of him Schiprowski was the surprise of the event, improving his best four times with booming athletic clearances at each height. Seagren was ahead because he had one less miss at lower heights. None of the three made 5.45, though Nordwig was closest, and Seagren had won the 16th consecutive gold medal (excluding 1906) for the USA. The previous Olympic record was beaten 29 times by 11 athletes.

Munich, 2 Sep 1972

1, (10) Wolfgang Nordwig	GDR	5.50OR
2, (12) Bob Seagren	USA	5.40
3, (4) Jan Johnson	USA	5.35
4, (13) Reinhard Kuretzky	FRG	5.30
5, (1) Bruce Simpson	CAN	5.20
6, (3) Volker Ohl	FRG	5.20
7, (11) Hans Lagerqvist	SWE	5.20
8, (7) François Tracanelli	FRA	5.10

(Competitors: 21; Countries: 12; Finalists: 3)

Series	<u>5.10</u>	<u>5.20</u>	<u>5.30</u>	<u>5.35</u>	<u>5.40</u>	<u>5.45</u>	<u>5.50</u>	<u>5.56</u>
Nordwig	o	-	xo	o	xo	o	xxo	xxx
Seagren	-	o	-	o	xxo	xxx		
Johnson	-	xo	-	xo	xxx			
Kuretzky	xxo	xo	o	xxx				
Simpson	xxo	o	xxx					
Ohl	xo	xo	xxx					
Lagerqvist	o	xxo	xxx					
Tracanelli	o	xxx						

Seagren and Kjell Isaksson (SWE) had been the best vaulters of the year, but the Swede was injured by Munich, and failed to clear a height in the qualifying round. He was affected in part by the IAAF's decision to ban the "Cata-poles" used by Seagren and Isaksson, among others, on the grounds that the pole had not been available to all competitors for 12 months. This left quite a few vaulters at a disadvantage (partly psychological) at a time when equipment should not have been a prime factor. Renato Dionisi (ITA), bronze medallist in the '71 Europeans was injured, and, along with Steve Smith (USA), who was flustered by the equipment ruling, failed to qualify.

Four men cleared 5.30 or better, as compared to six four years earlier. At 5.40, only three men were left, with Seagren leading from Nordwig, and Johnson third. Johnson, the fastest man on the runway (9.5 speed for 100y), failed to clear, leaving the two veterans to duel. Nordwig cleared 5.45 first time, and Seagren was well over on his third attempt, but came down on the bar. Nordwig then improved his Olympic record to 5.50 with his final clearance before failing three times at 5.56. The GDR star dealt best with the cold conditions, with unhelpful swirling winds, and might well have won even if Seagren "et al" had been allowed to use their preferred poles.

Montreal, 26 Jul 1976

1, (4) Tadeusz Ślusarski	POL	5.50=OR
2, (3) Antti Kalliomäki	FIN	5.50=OR
3, (12) David Roberts	USA	5.50=OR
4, (17) Patrick Abada	FRA	5.45
5, (7) Wojciech Buciarski	POL	5.45
6, (19) Earl Bell	USA	5.45
7, (2) Jean-Michel Bellot	FRA	5.40
8, (8) Itsuo Takanezawa	JPN	5.40

(Competitors: 28; Countries: 14; Finalists: 20)

Series	<u>5.20</u>	<u>5.25</u>	<u>5.30</u>	<u>5.35</u>	<u>5.40</u>	<u>5.45</u>	<u>5.50</u>	<u>5.55</u>
	<u>5.60</u>							
Ślusarski	o	-	-	-	o	-	o	xxx
Kalliomäki	-	-	o	-	o	o	o	xxx
Roberts	-	-	-	xo	-	-	o	-
	xxx							
Abada	-	-	xo	-	-	xo	-	xxx
Buciarski	o	-	-	xo	-	xo	x	xx
Bell	o	-	-	o	-	xxo	-	xxx
Bellot	-	o	-	-	o	-	xxx	
Takanezawa	xo	-	xo	-	xxo	xxx		

Roberts, who had set a world record of 5.70 in the US Trials, and Władysław Kozakiewicz, the world's best in 1975, were considered the best in the field. Twenty cleared 5.10 to qualify, suggesting that 5.20 would have been a more sensible standard.

In the final, 12 cleared 5.25, with Kjell Isaksson, François Tracanelli (FRA), and Vladimir Kishkun (URS) the most notable of those unable to get to that level. Kozakiewicz cleared 5.25, but limped out of the pit, and could go no higher. The medals were determined at 5.50, with Roberts, Ślusarski, and the surprising Kalliomäki – who set a personal best – all clearing first time. Abada and Bell gambled and lost at 5.55. The third of the strong Polish squad – Buciarski – also missed twice at 5.55 after one failure at 5.50. No-one was able to clear 5.55, leaving Ślusarski the winner on countback over Kalliomäki after Roberts failed at 5.60.

Moscow, 30 Jul 1980

1, (5) Władysław Kozakiewicz	POL	5.78WR
=2, (6) Konstantin Volkov	RUS	5.65
(12) Tadeusz Ślusarski	POL	5.65
4, (8) Philippe Houvion	FRA	5.65
5, (1) Jean-Michel Bellot	FRA	5.60
6, (3) Mariusz Klimczyk	POL	5.55
7, (2) Thierry Vigneron	FRA	5.45
8, (9) Sergey Kulibaba	KAZ	5.45

(Competitors: 19; Countries: 10; Finalists: 12)

Series	<u>5.45</u>	<u>5.50</u>	<u>5.55</u>	<u>5.60</u>	<u>5.65</u>	<u>5.70</u>	<u>5.75</u>	<u>5.78</u>
Kozakiewicz	-	o	-	o	o	o	o	xo
Volkov	-	-	o	-	xxo	xx	x	
Ślusarski	-	-	o	-	xxo	xxx		
Houvion	xo	-	o	-	xxo	xxx		
Bellot	-	o	-	o	xxx			
Klimczyk	xo	-	o	-	xxx			
Vigneron	o	-	xxx					
Kulibaba	o	-	xxx					

The pole vault, the most frequently beaten field event world record, was improved by three vaulters in 1980 before Moscow; Kozakiewicz (5.72), Vigneron (5.75) and Houvion (5.77). All three safely qualified for the final, though Montreal's silver medallist Kalliomäki was eliminated after failing his opening height.

Houvion and Klimczyk had failures at early heights in the final, and Vigneron had an off-day, missing at 5.55. None of the top six missed at 5.50, 5.55 or 5.60, though four passed 5.60 after clearing the preceding height. Kozakiewicz was the only man to clear 5.65 first time, with Volkov, the – 1979 number one – clearing only on his final jump to tie Ślusarski for silver. Kozakiewicz was faultless at 5.70 – to the disap-

pointment of the booing, ill-mannered crowd – and set a lifetime best of 5.75, before missing first time at 5.78. On his second attempt he brushed the bar, but it stayed on, for a new world record. Kozakiewicz celebrated by gesturing to the crowd to let them know his opinion of them, and then had three misses at 5.82, one of them very close.

Los Angeles, 8 Aug 1984

1, (5) Pierre Quinon	FRA	5.75
2, (13) Mike Tully	USA	5.65
=3, (6) Earl Bell	USA	5.60
(14) Thierry Vigneron	FRA	5.60
5, (1) Kimmo Pallonen	FIN	5.45
6, (12) Doug Lytle	USA	5.40
7, (10) Felix Böhni	SUI	5.30
8, (7) Mauro Barella	ITA	5.30

(Competitors: 19; Countries: 13; Finalists: 14)

Series	5.45	5.50	5.55	5.60	5.65	5.70	5.75	5.80
Quinon	xo	-	-	-	x	o	o	
Tully	o	-	o	-	xxo	-	-	xxx
Bell	-	o	-	o	-	xxx		
Vigneron	-	-	-	o	-	xxx		
Pallonen	xo	-	xxx					
Lytle	-	xxx						
Böhni	-	xxx						

Sergey Bubka, the setter of seven world records in 1984, and Konstantin Volkov, were the two best in the world, but the Soviet boycott deprived them of possible medals. The US magazine *Track and Field News* reviewed the event as “the USA versus France”, with Vigneron, Bell and Tully the likely medallists. At 5.60 these three and Pierre Quinon were the only men left. Quinon and Tully passed and the other two cleared first time. Then at 5.65 Tully cleared after Quinon had failed once. The Frenchman then passed on to 5.70 along with the other two. Quinon, with only two attempts available at 5.70, cleared first time, while Bell and Vigneron failed, to finish equal third.

Tully already had the silver, but watched Quinon clear 5.75 first time. The American passed to 5.80 as a first time clearance at 5.75 by him would not be enough to win. Tully had made 5.81 at the same facility in the US Trials, but on this occasion 5.80 was just too much.

Seoul, 28 Sep 1988

1, (6) Sergey Bubka	UKR	URS	5.90OR
2, (7) Rodion Gataullin	RUS	URS	5.85
3, (9) Grigoriy Yegorov	KAZ	URS	5.80
4, (13) Earl Bell	USA	5.70	
=5, (14) Philippe Collet	FRA	5.70	
(8) Thierry Vigneron	FRA	5.70	
7, (10) István Bagyula	HUN	5.60	
8, (5) Philippe D'Encausse	FRA	5.60	

(Competitors: 21; Countries: 13; Finalists: 15)

Series	5.60	5.65	5.70	5.75	5.80	5.85	5.90	5.95
Bubka	-	-	xo	-	-	-	xxo	
Gataullin	-	-	o	-	-	xxo	-	xxx
Yegorov	-	-	xo	-	o	-	xxx	
Bell	o	-	o	xxx				
Collet	-	-	xo	xxx				
Vigneron	o	-	xo	x				
Bagyula	o	xxx						
D'Encausse	xo	-	xxx					

By the time of the 1988 Games, Bubka had established himself as the greatest vaulter in the world, with nine outdoor world records including the first ever 6m clearance three years earlier. The qualifying height was 5.55, as only 15 made 5.40, it was decided to terminate the proceedings. Only the Soviets opened higher than 5.40 (Bubka and Gataullin 5.50, Yegorov 5.45).

In the final six men made 5.70 and Vigneron withdrew at 5.75 after

injuring an ankle. Bell and Collet failed, leaving the three passers – the Soviet jumpers – to fight for the gold. Yegorov set an Olympic record in clearing 5.80 first time, and Gataullin cleared 5.85 at his third try. Bubka had passed 5, 75, 5, 80 and 5.85, but now went for 5.90. After two poor failures, Bubka changed poles, using a larger one, and had one of his soaring clearances for the gold. He later described his winning jump as “one of my best vaults ever”. The win cemented the first and only Soviet clean sweep in the event.

Barcelona, 7 Aug 1992

1, (11) Maksim Tarasov	RUS	EUN	5.80
2, (12) Igor Trandekov	RUS	EUN	5.80
3, (3) Javier García	ESP	5.75	
4, (10) Kory Tarpenning	USA	5.75	
5, (2) Dave Volz	USA	5.65	
6, (5) Asko Peltoniemi	FIN	5.60	
7, (4) Philippe Collet	FRA	5.55	
8, (7) “Danny” Krasnov	ISR	5.40	

(Competitors: 35; Countries: 26; Finalists: 12)

Series	5.60	5.65	5.70	5.75	5.80	5.85	5.90
Tarasov	o	-	-	-	o	-	xxx
Trandekov	-	-	o	-	xxo	-	xxx
García	o	-	o	xo	xxx		
Tarpenning	o	-	-	xxo	xxx		
Volz	-	o	-	xxx			
Peltoniemi	xo	-	x	xx			
Collet	-	-	xxx				

By 1992 Sergey Bubka had won three world titles, and was the reigning Olympic Champion. One of five to clear 5.60 in the qualifying, Bubka waited until his usual starting height of 5.70 until entering. Grand Prix events tend not to insist upon a maximum of two minutes for each jump, but championships do, and Bubka found the rule too hurried for his taste. After two failures he passed to 5.75, and failing to select a stiff enough pole, he missed, causing the biggest shock of the '92 Games.

Only four men did better than 5.70, with García winning Spain's first ever field event medal. The Spaniard and Tarpenning, a Paris-based American jumper, both failed at 5.80 with the American being unfairly booed by the Spanish crowd. Tarasov cleared 5.80 to win the gold, while the other fair haired Russian, Igor Trandekov, cleared on his final attempt. Both men tried 5.90, but only Tarasov was close.

Atlanta, 2 Aug 1996

1, (14) Jean Galfione	FRA	5.92OR
2, (9) Igor Trandekov	RUS	5.92OR
3, (3) Andrei Tivontchik	GER	5.92OR
4, (12) Igor Potapovich	KAZ	5.86
5, (4) Pyotr Bochkaryov	RUS	5.86
6, (1) Dmitriy Markov	BLR	5.86
7, (13) Tim Lobinger	GER	5.80
8, (5) Lawrence Johnson	USA	5.70

(Competitors: 37; Countries: 24; Finalists: 14)

Series	5.60	5.70	5.80	5.86	5.92	5.97	6.02
Galfione	o	-	xo	o	o	x	xx
Trandekov	-	o	-	xx	o	-	xxx
Tivontchik	xo	-	xo	xo	xo	xxx	
Potapovich	-	o	-	o	x	xx	
Bochkaryov	xo	-	xo	o	xx	x	
Markov	o	xo	xxo	xo	xxx		
Lobinger	o	o	o	x	xx		
Johnson	o	o	xxx				

Sergey Bubka, now a five-time World Champion, was less fortunate in the Olympic arena, and had to give up when his damaged achilles tendon did not respond during the warm-up. Eleven men went on to clear 5.70, with three first-time clearers of 5.60 added to the final.

Five men made it safely over 5.80, and curiously the bar was then raised in increments of 6cm. Potapovich, who had passed 5.80, cleared 5.86 first time, as did Galfione, Bochkaryov and Trandekov. Markov and former Soviet Tivontchik got over second time. Igor Trandekov, who missed 5.86 twice, gambled at 5.92 with his remaining attempt, and cleared, but still found himself in second behind Galfione, who again made the height first time. Tivontchik again had a second time clearance as all three broke Bubka's Olympic record. None of the jumpers made another height, and France won its third title in 90 years. The depth of the event was such that the best-ever marks were achieved for third to 14th place.

Sydney, 29 Sep 2000

1, (3)	Nick Hysong	USA	5.90
2, (4)	Lawrence Johnson	USA	5.90
3, (5)	Maksim Tarasov	RUS	5.90
4, (6)	Michael Stolle	GER	5.90
=5, (1)	Dmitriy Markov	AUS	5.80
(13)	Viktor Chistyakov	AUS	5.80
7, (2)	Okkert Brits	RSA	5.80
8, (7)	Danny Ecker	GER	5.80

(Competitors: 35; Countries: 22; Finalists: 13)

Series	5.50	5.70	5.80	5.90	5.96
Hysong	o	xo	o	o	xxx
Johnson	-	o	o	xo	xxx
Tarasov	o	-	xo	xxo	xxx
Stolle	xxo	o	xo	xxo	xxx
Markov	o	-	o	xxp	x
Chistyakov	o	o	o	xxx	
Brits	-	o	xo	xxx	
Ecker	o	xo	xo	xxx	

Six times World Champion Sergey Bubka had further bad Olympic fortune, sadly failing to make the final for the third time. Six made the qualifying height of 5.70 and were joined by seven who scaled 5.65. In the final, four were eliminated by the time the bar was raised to 5.80, most notably Germany's 6m vaulter Tim Lobinger.

Clearing 5.80 first time were Hysong and Johnson, and the Australian imports Markov and Chistyakov. Hysong battered the bar at a personal best 5.90 but it stayed on, while Johnson flew clear on his second attempt. Defending champion Tarasov and Stolle then cleared 5.90 on the final attempts to take the next two places.

Athens, 27 Aug 2004

1, (3)	Tim Mack	USA	5.95OR
2, (4)	Toby Stevenson	USA	5.90
3, (6)	Giuseppe Gibilisco	ITA	5.85
4, (13)	Igor Pavlov	RUS	5.80
5, (9)	Danny Ecker	GER	5.75
6, (11)	Lars Börgeling	GER	5.75
7, (16)	Derek Miles	USA	5.75
8, (2)	Alex Averbukh	ISR	5.65

(Competitors: 23; Countries: 11; Finalists: 16)

Series	5.55	5.65	5.75	5.80	5.85	5.90	5.95	6.00
Mack	o	xo	o	-	xo	o	xxo	xxx
Stevenson	o	o	o	-	xo	o	xxx	
Gibilisco	xo	-	o	-	o	x	xx	
Pavlov	o	o	xo	xo	xx	x		
Ecker	xxo	-	o	xxx				
Börgeling	o	-	xxo	xx	x			
Miles	o	xo	xxo	x	xx			
Averbukh	-	o	xxx					

All 16 finalists cleared 5.70 in the qualifying round, and the 5.65s of Romain Mesnil (FRA) and Matti Mononen (FIN) would have been enough to reach any previous Olympic final. Others to miss out included six-metre vaulters Okkerts Brits (RSA) and 2001 World Champion

Dmitri Markov (AUS). Nine countries were represented in the final, with Germany, Ukraine and the USA each with a full complement of three. All finalists made 5.55, and Tim Lobinger, the German 6m vaulter, was the biggest casualty at 5.65. European Champion Averbukh was the next star to miss out, having made 5.65 for eighth place. At 5.85 there were still six athletes, though only three made it, led by Gibilisco, who astonished with his 2003 world title, and was almost as surprising here. Mack and Stevenson reacted by clearing 5.90 first time, with Stevenson taking the lead. Both men had close failures at 5.95, followed by less excellent efforts. Mack cleanly went over 5.95 at his last attempt. Stevenson again had a close miss, and Mack then tried 6.00 and was close with his final attempt. After winning just three medals between 1976 and 1996, the USA had won the top four medals of the six available in 2000-04.

Beijing, 22 Aug 2008

1, (12)	Steve Hooker	AUS	5.96OR
2, (4)	Yevgeniy Lukyanenko	RUS	5.85
3, (11)	Denys Yurchenko	UKR	5.70
4, (1)	Derek Miles	USA	5.70
5, (2)	Dmitriy Starodubtsev	RUS	5.70
6, (9)	Danny Ecker	GER	5.70
7, (10)	Jerome Clavier	FRA	5.60
8, (13)	Raphael Holdzeppe	GER	5.60

(Competitors: 26; Countries: 11; Finalists: 13)

Series	5.60	5.70	5.75	5.80	5.85	5.90	5.96
Hooker	o	-	-	xxo	xxo	xxo	xxo
Lukyanenko	xxo	o	-	o	xxo	xxx	
Yurchenko	xo	o	-				
Miles	xxo	xo	-	xxx			
Starodubstev	xxo	xo	-	xxx			
Ecker	-	xxo	xxx				
Clavier	o	xxx					
Holdzeppe	xo	xxx					

Thirteen men cleared 5.65 in the qualifying round, but 2007 World Champion Brad Walker, who no-heighted, was not one of them. Veterans Tim Lobinger (5.55) and 40 year-old Jeff Hartwig (5.55) also failed to make the baker's dozen.

Only six men cleared 5.70 in the final, and none of them had a clean slate at that point. Lukyanenko, the 2008 World Indoor Champion, looked a gold medal winner with his first-time clearance at 5.80, but burly (1.87/85Kg) Hooker cleared on his final attempt, and matched Lukyanenko with a third time clearance at 5.85, before winning gold with another final attempt at 5.90. Remarkably, Hooker – looking like a fair haired version of Władysław Kozakiewicz – achieved his fourth successive clearance on his third attempt, this time at an Olympic record of 5.96.

MEN'S POLE VAULT

The Best on Points

22	Bob Richards USA	1948-3, 1952-1, 1956-1
15	Bob Seagren USA	1968-1, 1972-2
14.5	Tadeusz Ślusarski POL	1976-1, 1980-2=

Most Finals

3	Richards	1948-5, 1952-3, 1956-5
	Ragnar Lundberg SWE	1964-15=, 1968-7, 1972-nh/
	Hervé D'Encausse FRA	1964-18, 1968-4, 1972-11
	Hristos Papanikolaou GRE	1972-nh, 1976-1, 1980-2=
	Ślusarski	1976-6, 1984-3=, 1988-4
	Earl Bell USA	1980-7, 1984-3=, 1988-5=
	Thierry Vigneron FRA	1996-7, 2000-13, 2004-11=
	Tim Lobinger GER	2000-10=, 2004-3, 2008-nh/
	Giuseppe Gibilisco ITA	2000-8, 2004-5, 2008-6
	Danny Ecker GER	

Most Appearances

4	Javier García ESP	1988-nh/Q, 1992-3, 1996-20=Q, 2000-16=Q
	Lobinger	1996-7, 2000-13, 2004-11=, 2008-16=Q
3	29 Men	

Men's Pole Vault, continued

Placing Table

	G	S	B	4	5	6	7	8	M	Points
USA	17+2=	12+2=	9+2=	8+1=	5	5+1=	3	2+3=	44	403
GER	1	2	3	3	2	3	2	4	6	80
FRA	3	-	1=	2+1=	1+2=	-	5	2	4	66.5
URS/EUN	2	2+1=	1	1	1	1+1=	1	2	6	61
SWE	-	1	1+1=	2=	3	1=	3+1=	2	3	48.0
FIN	-	2	1	-	2+1=	1+1=	2+1=	-	3	41
GRE	-	-	1+2=	2	1+2=	1=	1	-	3	39.5
POL	2	1=	-	-	1	2+1=	-	-	3	33.0
RUS	-	2	1	1	2	-	-	-	3	33
JPN	-	2	1	-	1	2+1=	-	1	3	31.5
CAN	-	-	1=	1+1=	2	1=	-	-	1	22.5
AUS	1	-	-	-	2=	-	-	-	1	15
DEN	-	1	-	1	-	1	-	-	1	15
NOR	-	-	1	1	1=	-	-	-	1	13
HUN	-	-	-	1=	1=	2=	1	2	0	11.1
ITA	-	-	1	-	-	1=	-	1	1	7.5
ESP	-	-	1	-	-	-	-	-	1	6
UKR	-	-	1	-	-	-	-	-	1	6
KAZ	-	-	-	1	-	-	-	-	0	5
PUR	-	-	-	1	-	-	-	-	0	5
TCH (CZE)	-	-	-	-	-	1+1=	-	1	0	4.5
BLR	-	-	-	-	-	1	-	-	0	3
BRA	-	-	-	-	-	1	-	-	0	3
BEL	-	-	-	-	-	-	1	-	0	2
RSA	-	-	-	-	-	-	1	-	0	2
SUI	-	-	-	-	-	-	1	-	0	2
ISR	-	-	-	-	-	-	-	2	0	2
AUT	-	-	-	-	-	2=	-	-	0	1.1
GBR	-	-	-	-	-	1=	-	-	0	0.5
Totals	26+2=	24+4=	22+7=	22+6=	21+9=	18+15=	21+2=	19+3=	85	963

Breakdown of GER placings:

GER	-	1	2	2	2	2	3	3	50
FRG	-	1	-	1	-	1	-	1	16
GDR	1	-	1	-	-	-	-	2	14
Totals	1	2	3	3	2	3	2	4	80

Breakdown of URS/EUN placings:

RUS	1	2+1=	-	-	-	-	1	4	29.5
UKR	1	-	-	1	1	1+1=	1	1	24.5
KAZ	-	-	1	-	-	-	-	1	7
Totals	2	2+1=	1	1	1	1+1=	1	2	61

to jump on Sunday as it was the Sabbath (though as a Jew the Saturday was Prinstein's Sabbath), and the two top men agreed not to compete on the Sunday.

Prinstein was enraged to discover that Kraenzlein did indeed jump on the Sunday – overtaking him by 1cm – and had to be restrained from hitting Kraenzlein. A challenge to settle the matter in competition the following day was declined by Prinstein.

St. Louis, 1 Sep 1904

1,	Myer Prinstein	USA	7.34OR
2,	Daniel Frank	USA	6.89
3,	Robert Stangland	USA	6.88
4,	Fred Englehardt	USA	6.63
5,	George Van Cleaf	USA	
6,	John Hagerman	USA	

(Competitors: 9; Countries: 3)

Irishman Peter O'Connor, the world record holder, was the principle absentee, leaving Prinstein as the favourite, though his loss to Daniel Frank a few weeks earlier gave the contest a more competitive air. In the event, Prinstein won by almost half a metre, his best jump coming in the final round.

Athens, 27 Apr 1906

1,	Myer Prinstein	USA	7.20
2,	Peter O'Connor IRL	GBR	7.025
3,	Hugo Friend	USA	6.96
4,	Hjalmar Mellander	SWE	6.585
5,	Sidney Abrahams	GBR	6.21
6,	Thomas Cronan	USA	6.185
7,	Gunnar Rönström	SWE	6.15
8,	István Somodi	HUN	6.045

(Competitors: 27; Countries: 10; Finalists: 3)

Series	1	2	3	4	5	6
Prinstein	7.20	x	x	6.845	x	x
O'Connor	6.81	6.63	x	6.825	6.74	7.025
Friend	6.685	6.635	6.705	6.365	6.49	6.96
Mellander	6.42	6.22	6.585			
Abrahams	x	5.54	6.21			
Cronan	6.185	5.635	x			
Rönström	5.86	6.15	5.705			
Somodi	x	6.01	6.045			

This eagerly-awaited clash was settled in the first round. O'Connor protested that only one judge was present for Prinstein's jump, and complained when his own third round jump was ruled a foul because he fell back on landing – the rule of the time. Mellander's 6.585m jump from toe to heel was more than seven metres.

Long Jump

Athens, 7 Apr 1896

1,	Ellery Clark	USA	6.35OR
2,	Robert Garrett	USA	6.00
3,	James Connolly	USA	5.84
4,	Aléxandros Halkokondilis	GRE	5.74

(Competitors: 9; Countries: 5)

Three days before his high jump win, Clark won the long jump title on his third jump after two fouls. He had placed second in the 1895 US Championships, but even in 1896 a jump of 7m would have been required to give this the stamp of a top class event.

Paris, 15 Jul 1900

			Qualifying
1,	Alvin Kraenzlein	USA	7.185OR
2,	Myer Prinstein	USA	7.175
3,	Patrick Leahy IRL	GBR	6.95
4,	William Remington	USA	6.825
5,	Albert Delannoy	FRA	6.755
6,	John McLean	USA	6.655
7,	Thaddeus McClain	USA	6.435
8,	Waldemar Steffen	GER	6.30

(Competitors: 12; Countries: 6; Finalists: 5)

Marks made in the qualifying round counted towards the final result, as they would until the 1936 Games. Prinstein led the qualifying round, held on a Saturday, with 7.175 on his second jump. Kraenzlein was second on 6.93. Prinstein's college (Syracuse) refused permission for him

London, 22 Jul 1908

(Jumping order shows section and then numerical order; Sections were A-4/B-7/C-5/D-6/E-9)

1, (C5)	Frank Irons	USA	7.48OR
2, (B5)	Daniel Kelly	USA	7.09
3, (E4)	Calvin Bricker	CAN	7.08
4, (A4)	Edward Cook	USA	6.97
5, (B3)	John Brennan	USA	6.86
6, (C3)	Frank Mount Pleasant	USA	6.82
7, (B4)	Albert Weinstein	GER	6.77
8, (B7)	Tim Ahearne IRL	GBR	6.72

(Competitors: 31; Countries: 9; Finalists: 3)

Edward Cook had won both the IC4A title and the Eastern trials, but it was the Central US Trials winner, Irons, who struck form at the right

moment. The tiny (1.66/60Kg) Irons took control in the qualifying round, reaching 7.44, which would have been good enough to win gold, as the top three jumpers were allowed three further jumps in the final. The jumpers were split into five pools, and only Irons, Kelly and Bricker were able to exceed 7m. Tim Ahearne, who reached 7.57 at home in Ireland two weeks after the Games, could only reach 6.72. Having been unfancied even by the Americans, Irons then extended his Olympic record with 7.48 in the final.

Stockholm, 13 Jul 1912

1,	Albert Gutterson	USA	7.60OR
2,	Calvin Bricker	CAN	7.21
3,	Georg Åberg	SWE	7.18
4,	Harry Worthington	USA	7.03
5,	Eugene Mercer	USA	6.97
6,	Fred Allen	USA	6.94
7,	Jim Thorpe	USA	6.89
8,	Robert Pasemann	GER	6.82

(Competitors: 29; Countries: 12; Finalists: 3)

Series	1	2	3	4	5	6
Gutterson	7.60	7.48	7.25	7.18	7.09	7.09
Bricker	6.92	7.07	7.21	7.04	6.85	
Åberg	7.04	6.70	6.99	6.98	7.18	6.63
Worthington	7.03	6.96	6.65			
Mercer	6.97	6.84	6.84			
Allen	x	6.94	6.91			
Thorpe	6.67	6.89	6.62			
Pasemann	6.82	6.80	x			

Frank Irons had followed his 1908 win with US titles in 1909-10, and had won the US Central trials with a relatively modest 6.94, while Harry Worthington, a 20 year-old schoolboy (!) had won the Eastern trials with 7.26. Irons opened group one of the qualifying round with 6.80 – which proved good enough only for ninth place, and was quickly overtaken, first by Allen with 6.94 and then Åberg 7.04.

Gutterson then produced the second best jump of all-time, just one centimetre behind O'Connor's world record, [7.60], which he followed up with a good 7.48 in round 2. In the second group Bricker qualified for the finals with 7.07, which he then improved to 7.21, while Worthington won the final group, but missed catching Åberg by a single centimetre. Gutterson tailed off in the final, but still produced a six-jump series which averaged 7.28 – well ahead of Bricker's best of 7.21. Åberg improved in the finals to 7.18, but tried too hard in the last round, messing up his run-up to leave the 1-2-3 the same as it had been after the qualifying.

Antwerp, 18 Aug 1920

				Qualifying (17 Aug)
1,	William Pettersson (Björneman)	SWE	7.15	6.94
2,	Carl Johnson	USA	7.095	6.82
3,	Erik Abrahamsson	SWE	7.08	6.85
4,	"Dink" Templeton	USA	6.95	6.63
5,	Erling Aastad	NOR	6.885	6.62
6,	Rolf Franksson	SWE	6.73	6.73
7,	Sol Butler	USA	6.60	
8,	Einar Ræder	NOR	6.585	

(Competitors: 30; Countries: 11; Finalists: 6)

Series	1	2	3
Pettersson	6.97	7.15	7.12
Johnson	7.07	7.095	x
Abrahamsson	6.99	7.08	x
Templeton	x	6.68	6.95
Aastad	6.62	x	6.885

Sol Butler had won the US title with 7.52, and looked set to become the first black American to win an individual gold medal – until the first round of the Olympic final, when he damaged his left achilles tendon landing in the pit. After changing his name to Björneman, Pettersson later graciously wrote "the best man was unlucky in the event".

Carl Johnson (7.34) and Pettersson (7.26) had shown good form in 1919, but it was the Swede who triumphed on the day. Leading the qualifying round with 6.94, Pettersson wrested the lead back from Johnson's opening 7.07 with a leap of 7.15, which was enough to triumph.

Paris, 8 Jul 1924

				Qualifying
1, (A1)	DeHart Hubbard	USA	7.445	7.12
2, (D1)	Ed Gourdin	USA	7.275	7.19
3, (B14)	Sverre Hansen	NOR	7.26	7.26
4, (B3)	Vilho Tuulos	FIN	7.07	7.07
5, (C2)	Louis Wilhelme	FRA	6.99	6.99
6, (B9)	Christopher Mackintosh	GBR	6.92	6.92
7, (D12)	Virgilio Tommasi	ITA	6.89	
8, (C7)	Jaap Boot	NED	6.86	

(Competitors: 34; Countries: 21; Finalists: 12)

The day before the long jump Robert LeGendre created a sensation by jumping a world record 7.765 during the Pentathlon, but was not on the team for the long jump. William Comins, who had jumped 7.51 in winning the IC4A title, pulled a muscle in the qualifying round, after fouling a jump of 7.45.

DeHart Hubbard, who had jumped 7.63 in the US Trials, was the favourite, but after the qualifying round was only third, with 7.12, behind Hansen (7.26) and Gourdin (7.19). Gourdin then took the lead and was succeeded by Hubbard, who fell back from around 7.80 on his winning jump. Hubbard, a 9.6 man over 100y, broke the world record with 7.89 the following year and in 1927 was deprived of the first 26 foot jump when his 7.98 was ruled invalid because the pit was found to be an inch below the level of the take-off. The jumping order shows the qualifying round sections and the order of jumping within the section.

Amsterdam, 31 Jul 1928

1, (A7)	Ed Hamm	USA	7.73
2, (A1)	Silvio Cator	HAI	7.58
3, (B6)	Al Bates	USA	7.40
4, (B4)	Willi Meier	GER	7.39
5, (A3)	Erich Köchermann	GER	7.35
6, (D8)	Hannes de Boer	NED	7.32
7, (C7)	Ed Gordon	USA	7.32
8, (C8)	Eric Svensson	SWE	7.29

(Competitors: 43; Countries: 23; Finalists: 14)

Series	1	2	3	4	5	6
Hamm	x	7.73	7.68	7.66	7.22	-
Cator	x	7.50	7.58	7.20	7.22	x
Bates	7.40	x	x	6.79	6.92	6.75
Meier	7.35	7.39	7.05	x	7.27	7.23
Köchermann	7.35	7.16	7.25	7.05	x	6.85
de Boer	7.04	7.22	7.32	x	x	x

Hamm was the prohibitive favourite, having set a world record of 7.90 in the US Trials. He had shown great consistency with five other competitions of 25 feet (7.62) or better. Remarkably the event contained six Olympic Champions in horizontal jumping events; Hamm, Hubbard and Gordon (long jump), and Tuulos, Oda and Nambu (triple jump).

Hubbard, nursing an injured ankle, was bracketed in 11th place with Tuulos and Oda at 7.11, with Nambu just ahead of them in ninth (7.25). Sixth place was determined by a jump-off with de Boer reaching 6.96 to Gordon's 6.57, and so taking three more jumps. At the head of the competition Hamm jumped 7.73 in round 2, after having had a foul in

round 1 reportedly just below 8 metres. Cator also had a long foul (7.80+) with his opener, followed by 7.50. The only Haitian ever to win an Olympic medal had been the world's number two man in 1925, jumping 7.65, but had done little of note since then. He improved to 7.58 in the next round, but Hamm responded with jumps of 7.68 and 7.66, and clearly deserved his gold medal. Cator, who captained the Haitian soccer team, would have his day in September, when he took Hamm's world record with the first ever 26 feet jump – 7.93. It was the only mark from that season good enough to rank in the world's top 100 in any event in the last year of the 20th century.

Los Angeles, 2 Aug 1932

1,	Ed Gordon	USA	7.64
2,	Lambert Redd	USA	7.60
3,	Chuhei Nambu	JPN	7.45
4,	Eric Svensson	SWE	7.41
5,	Dick Barber	USA	7.39
6,	Naoto Tajima	JPN	7.15
7,	Héctor Berra	ARG	6.66
8,	Clovis Raposo	BRA	6.43

(Competitors: 13; Countries: 9)

Series	1	2	3	4	5	6
Gordon	7.64	7.00	7.43	x	x	x
Redd	x	7.60	x	7.39	x	7.49
Nambu	7.45	x	x	7.32	7.39	x
Svensson	7.27	7.24	7.41	7.06	-	-

Cator, second in 1928, had a dismal competition in 1932 jumping only 5.93, while Amsterdam non-qualifiers Gordon, Nambu and Svensson, took three of the top four places in Los Angeles. The tall (1.94) Gordon settled things early with 7.64 in the first round – and all the medals had been decided by the end of the second round.

One of the foul jumps by Redd was measured at 7.95. The plasticine next to the board had apparently not been laid down correctly and was about 2cm higher. Reportedly, Redd's shoe barely touched the tip of the the elevated clay. The jump was measured, but eventually declared a foul.

Berlin, 4 Aug 1936

1, (3)	Jesse Owens	USA	8.06w
2, (8)	Luz Long	GER	7.87w
3, (15)	Naoto Tajima	JPN	7.74w
=4,(12)	Wilhelm Leichum	GER	7.73w
(2)	Arturo Maffei	ITA	7.73w
6, (9)	Bob Clark	USA	7.67w
7, (14)	John Brooks	USA	7.41w
8, (7)	Robert Paul	FRA	7.34w

(Competitors: 43; Countries: 27; Finalists: 16)

Series	1	2	3	4	5	6
Owens	7.74w	7.87w	7.75w	x	7.94w	8.06w
Long	7.54w	7.74w	7.84w	7.73w	7.87w	x
Tajima	7.65w	x	7.74w	7.52w	7.60w	x
Leichum	x	x	7.52w	7.38w	7.25w	7.73w
Maffei	7.50w	7.47w	7.73w	7.22w	7.42w	7.39w
Clark	x	7.60w	7.52w	7.60w	7.67w	7.57w
Brooks	7.34w	7.41w	7.19w			
Paul	7.34w	6.39w	7.08w			

Owens had already dazzled onlookers with his 100m running, and August 4 saw him sprinting 200m heats in the morning and qualifying in the long jump. He had two fouls before reaching the qualifying distance of 7.15 after taking off more than half a metre behind the board. Long, the leading European, also had difficulties but made it through to the final with his second jump.

Berlin marked the first time that qualifying marks were not carried forward to the final. Owens led early with 7.74, and improved to 7.87

in the next round. All jumps were wind-assisted with the official report quoting a breeze of 3.5 to 3.7 metres per second, though wind readings on specific jumps were never released. Long responded with 7.84 in the third round, with Tajima improving from 7.65 to 7.74 to take third position from Maffei in this remarkably high level competition. Owens finally won the gold medal on his fifth jump, with 7.94, to which Long responding with 7.87. Owens rounded out his competition with the second furthest ever – 8.06 – on his last jump, while Leichum moved up from sixth to equal fourth with 7.73. All told, Hamm's Olympic record of 7.73 was reached 12 times.

London, 31 Jul 1948

1, (9)	Willie Steele	USA	7.825OR
2, (4)	Theo Bruce	AUS	7.555
3, (6)	Herb Douglas	USA	7.545
4, (11)	Lorenzo Wright	USA	7.45
5, (2)	Prince Adedoyin	NGR	7.27
6, (5)	Georges Damitio	FRA	7.07
7, (10)	Harry Whittle	GBR	7.03
8, (12)	Felix Würth	AUT	7.00

(Competitors: 21; Countries: 17; Finalists: 11)

Series	1	2	3	4	5	6
Steele	7.825	7.68	-	-	-	-

Willie Steele was the most talented jumper to appear in the 12 years since the retirement of Jesse Owens. Steele jumped 7.81 in 1942 as an 18 year-old, and jumped 8.07 in 1947, as well as a hairline foul of 8.18. Only the inconsistent Lorenzo Wright had any 1948 pre-Olympic mark within range of Steele (7.90 versus the 7.97 for Steele), and the next best of the contenders were Douglas (7.69) and Ted Bruce (7.57).

Steele led the qualifiers with 7.78, with just four men qualifying as of right by reaching 7.20 or better. In the final, Steele, suffering from an ankle injury, took just two jumps – 7.82 and 7.68 – before retiring. None of the others got close, with Bruce just edging Douglas for second. Wright placed fourth, but would fare better as a reserve relay runner in the 4x100m relay. Britain took fifth through Prince Adegboyega Folaranni Adedoyin, a Nigerian whose country was not part of the Olympic movement until 1951.

Helsinki, 21 Jul 1952

1	Jerome Biffle	USA	7.57
2,	Meredith Gourdine	USA	7.53
3,	Ödön Földessy	HUN	7.30
4,	Ary da Sá	BRA	7.23
5,	Jorma Valtonen	FIN	7.16
6,	Leonid Grigoryev	RUS	7.14
7,	Karl-Erik Israelsson	SWE	7.10
8,	Paul Faucher	FRA	7.02

(Competitors: 27; Countries: 19; Finalists: 13)

Series	1	2	3	4	5	6
Biffle	7.21	x	7.57	x	x	x
Gourdine	7.38	6.58	7.53	7.49	7.36	7.51
Földessy	7.04	7.23	x	7.17	7.30	7.12
da Sá	7.15	6.77	7.06	7.22	7.20	7.23
Valtonen	x	7.06	7.16	x	x	6.97
Grigoryev	x	7.14	6.92	5.55	x	6.57
Israelsson	x	x	7.10			
Faucher	x	6.96	7.02			

The 1952 world rankings saw George Brown ranked first in the world for the second time in a row. He won 14 of his 17 competitions and averaged 7.57 for 16 of those meetings, but his three losses included the US Trials and Helsinki. In the Olympics he had a qualifying jump of 7.32, but then had three fouls in the final.

Neville Price of South Africa, who had jumped 7.36 in the prelimi-

naries, reached only 6.40 in the final, leaving Gourdine, the US Trials winner, and Biffle, considered very much the US third string, to battle for the gold. Both men achieved their best jump in the the third round, with Biffle's 7.53 sufficing for the win by 2cm. Földessy, Europe's best jumper, won the bronze with a modest 7.30.

Melbourne, 24 Nov 1956

1, (8)	Greg Bell	USA	7.83OR
2, (9)	John Bennett	USA	7.68
3, (10)	Jorma Valkama	FIN	7.48
4, (7)	Dmitriy Bondarenko	RUS	URS 7.44
5, (11)	Karim Olowu	NGR	7.36
6,	Kazimierz Kropidłowski	POL	7.30
7,	Neville Price	RSA	7.28
8,	Oleg Fedoseyev	RUS	URS 7.27

(Competitors: 31; Countries: 21; Finalists: 13)

Series	1	2	3	4	5	6
Bell	6.98	7.83	7.77	x	x	7.16
Bennett	7.68	7.61	x	-	x	-
Valkama	7.11	x	7.48	7.07	7.22	7.00
Bondarenko	7.44	x	7.13	x	6.89	6.99
Olowu	7.28	6.77	7.36	6.42	x	6.91
Kropidłowski	7.27	6.92	7.30	6.95	7.03	6.94
Price	x	7.28	x			
Fedoseyev	x	7.25	7.27			

The event was held in very windy conditions, with wind readings ranging from minus 14 to plus 9m per second. Additionally, the run-up was soft and loose, and only 38m long, instead of a more usual 45m. The qualifying distance of 7.15 was reached by 13 of the 39 entrants, eight of whom did not participate – including Rafer Johnson, who was battling an injury and saving himself for the decathlon.

In view of the weather conditions it was fortuitous that the best two jumpers wound up in the top positions. The best qualifier (Henryk Grabowski, 7.52), finished tenth. Bennett, who had tied Bell in the US Trials, opened with his best mark of the day – 7.68 – after spiking himself. After a second jump of 7.61 his leg stiffened up, while Bell reached 7.83 on his second jump, and backed it up with 7.77 in the next round before getting cramp in his leg on his fourth attempt. All of the top jumpers leapt 25-30cm less than the distances they would have achieved in good conditions.

Bell had a marginal foul jump of 8.33 a week after the Games which more accurately reflected his abilities.

Rome, 2 Sep 1960

1, (2)	Ralph Boston	USA	8.12OR
2, (10)	"Bo" Roberson	USA	8.11
3, (8)	Igor Ter-Ovanesyan	RUS	URS 8.04
4, (9)	Manfred Steinbach	GER/FRG	8.00
5, (6)	Jorma Valkama	FIN	7.69
6, (1)	Christian Collardot	FRA	7.68
7, (11)	Henk Visser	NED	7.66
8, (4)	Dmitriy Bondarenko	RUS	URS 7.58

(Competitors: 35; Countries: 14; Finalists: 14)

Series	1	2	3	4	5	6
Boston	7.82	x	8.12	7.80	x	7.96
Roberson	x	8.03	7.88	7.75	7.62	8.11
T. Ovanesyan	7.90	7.80	x	x	7.68	8.04
Steinbach	7.81	x	7.76	x	x	8.00
Valkama	7.52	7.69	7.36	7.31	x	7.29
Collardot	7.61	x	7.68	6.96	7.50	x
Visser	7.59	7.43	7.66			
Bondarenko	7.27	7.58	7.37			

The almost mythical world record of Jesse Owens, 8.13, finally fell after more than 25 years, when Boston jumped 8.21 three weeks before Rome. Unproven in big time competition, Boston was rated even with Ter-Ovanesyan, the talented European Champion and record holder. It was Ter-Ovanesyan who led after round 1 with 7.90, and was then

overtaken by Bo Roberson, sporting a bandaged left thigh, with 8.03. Roberson was nominally the US number three, but Tony Watson, the 19 year-old who had jumped 7.85 at the US Trials, had managed only 7.32 in the qualifying when 7.40 was the required distance.

Boston launched into his hitchkick in round 3, landing at 8.12, the fourth longest jump ever. Steinbach was in fourth place after three rounds with 7.76, and the places remained unchanged until the last round. Boston jumped a solid 7.96 and was followed by Ter-Ovanesyan. The Ukrainian-born Russian resident of Armenian descent produced a fine jump, cutting the sand at 8.04, a new European record. Steinbach had jumped 8.14 in the German championships to have the jump ruled windy, rather than a world record, because the wind gauge had not been operated. Now he reached an official German record of 8.00 and a guaranteed fourth place. Roberson was last to jump. The powerful (1.85/84Kg) football star from Cornell University landed in the vicinity of Boston's best. An optical measuring device – being used for the first time – showed that Roberson had missed gold by 1cm. Only once before had two men jumped beyond 8m in the same competition.

Tokyo, 18 Oct 1964

1,	Lynn Davies	GBR	8.07
2,	Ralph Boston	USA	8.03
3,	Igor Ter-Ovanesyan	RUS	URS 7.99
4,	Wariboko West	NGR	7.60
5,	Jean Cochard	FRA	7.44
6,	Luis Areta	ESP	7.34
7,	Mike Ahey	GHA	7.30
8,	Andrzej Stalmach	POL	7.26

(Competitors: 32; Countries: 21; Finalists: 12)

Series	1	2	3	4	5	6
Davies	7.45	x	7.59	7.78	8.07	7.74
Boston	7.76	7.85	7.62	7.88	x	8.03
T. Ovanesyan	7.78	x	7.64	7.80	7.99	7.81
West	7.56	7.51	7.50	7.40	7.60	x
Cochard	x	x	7.44	7.43	7.26	7.10
Areta	7.20	7.31	7.34	5.16	x	6.99
Ahey	6.99	7.00	7.30			
Stalmach	7.26	7.10	x			

Just five men reached the automatic qualifying distance of 7.60 in the cold (14°C) and wet conditions, and 7.46 sufficed to qualify. The final was even colder (12.5°C), and the jumpers had to contend with headwinds. As a result only the two best jumpers of 1960-64 – Boston and Ter-Ovanesyan, plus Davies, a newcomer, were able to jump beyond 25 feet (7.62). Even these quality athletes were unable to get beyond 26 feet (7.92) in the first half of the competition, with Boston (7.85) leading from Ter-Ovanesyan (7.78) and Davies (7.59). Gayle Hopkins, NCAA champion and an 8.16 jumper, had such difficulty with the conditions that he was unable to register a fair jump, and the Commonwealth Champion, the talented but erratic Mike Ahey, just missed the final six.

The top three all improved in the fourth round. The wind lulled to a relatively calm -0.7 as Davies prepared for his fifth jump. The conditions, not far removed from average weather for Wales, may have affected Davies less than the others. Whether it was this or the qualities of physical strength and motivation inculcated by coach (and television commentator) Ron Pickering, is unsure, but Davies sped down the runway and launched himself to a lifetime best of 8.07. Ter-Ovanesyan immediately responded with a jump of 7.99, and Boston achieved his best jump of the day – 8.03 – in the final round. However, the day belonged to Wales.

Mexico City, 18 Oct 1968

1, (4)	Bob Beamon	USA	8.90WR
2, (6)	Klaus Beer	GDR	8.19

3, (17)	Ralph Boston	USA	8.16
4, (13)	Igor Ter-Ovanesyan	RUS	8.12
5, (10)	Tõnu Lepik	EST	8.09
6, (9)	Allen Crawley	AUS	8.02
7, (14)	Jacques Pani	FRA	7.97
8, (15)	Andrzej Stalmach	POL	7.94

(Competitors: 35; Countries: 22; Finalists: 17)

Series	1	2	3	4	5	6
Beamon	8.90	8.04	-	-	-	-
Beer	7.97	8.19	x	7.62	x	x
Boston	8.16	8.05	7.91	x	x	7.97
Ovanesyan	8.12	8.09	x	x	8.10	8.08
Lepik	7.82	8.09	7.63	7.36	7.84	7.75
Crawley	x	8.01	x	7.80	x	8.02
Pani	7.94	7.97	7.69	7.58	7.61	x
Stalmach	7.71	7.94	7.88	7.75	7.75	7.84

After an unbeaten season Beamon was expected to triumph over the big three – Boston, Ter-Ovanesyan and Davies. Boston led the qualifying round with an Olympic record 8.27, making all four contenders 27-foot jumpers in 1968. The effects of altitude were such that jumps of 8.50+ were expected compared with the existing world record of 8.35. Ter-Ovanesyan had produced a hairline foul of 8.60+ in the USSR Championships.

Attention focused on the fourth jumper in the final – Beamon. He sped down the runway and seemed to spring to an extraordinary height. He eventually came down – past the electrical measuring devices, and a steel tape had to be used. Eventually the measurement came through – 8.90. Beamon was in a state of paralysed hysteria at the unbelievable announcement. A record which had risen 55cm from 7.80 to 8.35 in 40 years, had increased again by the same margin in three years. For sheer shock effect it exceeded even the amazing 200m by Michael Johnson in 1996 in Atlanta. The other jumpers were staggered. “We can’t go on after that. We’d look silly,” said Davies. They had to go on, and Boston reached 8.16 in round 1, to be overtaken by Beer’s lifetime best of 8.19 in round 2. Thereafter, the rain made the run-up slippery and conditions became more difficult.

Like Hopkins in 1964 Charles Mays had three fouls – one of them around 8.60. Boston had a foul of over 8.45, Ter-Ovanesyan could not get his steps right, and Davies was mistakenly not given three more jumps after being level with Stalmach after three rounds. When offered the jumps at the end of the competition, he refused, too deflated by the most astounding performance in athletics history.

Munich, 9 Sep 1972

1, (9)	Randy Williams	USA	8.24
2, (3)	Hans Baumgartner	FRG	8.18
3, (8)	Arnie Robinson	USA	8.03
4, (5)	Joshua Owusu	GHA	8.01
5, (6)	Preston Carrington	USA	7.99
6, (7)	Max Klauss	GDR	7.96
7, (2)	Alan Lerwill	GBR	7.91
8, (11)	Leonid Barkovskiy	URS	7.75

(Competitors: 36; Countries: 25; Finalists: 12)

Series	1	2	3	4	5	6
Williams	8.24	7.32	7.72	7.80	7.77	x
Baumgartner	x	7.99	8.18	x	7.83	8.05
Robinson	x	7.89	7.95	x	8.03	x
Owusu	7.71	7.77	7.88	7.70	7.98	8.01
Carrington	7.99	x	x	7.95	7.63	7.69
Klauss	7.51	7.94	7.96	7.86	6.13	7.88
Lerwill	x	7.91	7.69	x	7.78	7.85
Borkovskiy	7.56	7.53	7.75	7.61	7.56	x

With only Lynn Davies and Igor Ter-Ovanesyan – in his fifth Games – of the old elite still in competition, the long jump was in a state of flux. Neither man made the final, in a qualifying round which saw the best mark of the meeting, a world junior record of 8.34 for Randy Williams. Williams’s jump, the best of his career, lasted as the furthest ever by a

junior for more than 30 years. Behind him Preston Carrington also set a lifetime best with 8.22.

In the final Williams opened with 8.24, and the rest were unable to catch up. Both Robinson and Carrington had trouble with their run-up. Baumgartner, in front of a home crowd, did best with two 8m jumps, the longer of which was a personal best 8.18 for silver.

Montreal, 29 Jul 1976

1, (1)	Arnie Robinson	USA	8.35
2, (11)	Randy Williams	USA	8.11
3, (3)	Frank Wartenberg	GDR	8.02
4, (2)	Jacques Rousseau	FRA	8.00
5, (10)	João Carlos de Oliveira	BRA	8.00
6, (4)	Nenad Stekić	SRB	7.89
7, (7)	Valeriy Podluzhniy	UKR	7.88
8, (12)	Hans Baumgartner	FRG	7.84

(Competitors: 33; Countries: 25; Finalists: 12)

Series	1	2	3	4	5	6
Robinson	8.35	8.26	x	8.04	8.16	7.91
Williams	8.11	7.81	x	x	x	7.81
Wartenberg	7.81	-	x	8.02	7.84	x
Rousseau	8.00	7.82	7.67	7.91	x	7.62
de Oliveira	8.00	x	7.76	-	-	7.85
Stekić	7.75	7.81	7.89	7.80	x	7.77
Podluzhniy	7.70	7.88	7.77	x	7.84	7.66
Baumgartner	x	x	7.84	x	x	x

The most dramatic events of a lacklustre competition were the unfortunate fracture suffered by Larry Myricks, and the opening jump of the final. Myricks, who had improved from 7.84 to 8.26w to make the US team, broke a bone in his foot as he was on the runway warming up for the final. Robinson started the competition with his lifetime best of 8.35, into a slight headwind, to effectively end the competition. He had two further jumps beyond the best of Munich winner Randy Williams, with GDR’s Frank Wartenberg the only other man to leap more than 8.00.

Moscow, 28 Jul 1980

1, (10)	Lutz Dombrowski	GDR	8.54
2, (5)	Frank Paschek	GDR	8.21
3, (1)	Valeriy Podluzhniy	UKR	8.18
4, (3)	László Szalma	HUN	8.13
5, (12)	Stanisław Jaskółka	POL	8.13
6, (2)	Viktor Belskiy	BLR	8.10
7, (4)	Antonio Corgos	ESP	8.09
8, (6)	Yordan Yanev	BUL	8.02

(Competitors: 23; Countries: 11; Finalists: 12)

Series	1	2	3	4	5	6
Dombrowski	8.15	8.32	x	8.21	8.54	8.34
Paschek	7.81	8.21	x	x	7.85	7.94
Podluzhniy	8.07	8.08	7.97	8.18	x	7.82
Szalma	8.13	7.99	x	7.95	x	x
Jaskółka	7.73	7.76	7.97	7.87	7.97	8.13
Belskiy	7.79	7.15	8.10	7.76	7.74	x
Corgos	8.02	8.09	x	-	x	7.97
Yanev	7.91	x	7.88	x	8.02	x

With no Americans the competition was severely devalued, although Larry Myricks and Carl Lewis would have had to excel themselves to be up with the winner. Paschek and Dombrowski led the qualifiers with 8.17, while injuries prevented Cuba’s David Giral and Yugoslav European record holder Nenad Stekić from qualifying.

The excellent Ukrainian jumper Podluzhniy opened the competition with 8.07, but was quickly overtaken by Szalma (8.13) and Dombrowski (8.15). Podluzhniy improved to 8.08, but soon found himself in fifth, as Corgos (8.09) and Paschek (8.21) passed him on successive jumps. Dombrowski then boomed out to 8.32 to win the

gold medal. The only jump of quality in round 3 came from baby-faced Belskiy, who edged into fourth with 8.10. Podluzhnyi opened the second half of the final with his bronze medal winning jump – 8.18. Dombrowski (1.87/87Kg) produced another quality jump in the fourth round (8.21). He pounded down the runway in the penultimate round and powered off the take-off board perfectly into his simple hang style, to land 8.54 away from the board. It was the second furthest jump ever, and the best at low altitude. He supported it with another fine jump – 8.34 – on his final attempt.

Dombrowski, who had triple jumped 16.61 at the age of 17, and high jumped 2.10, was one of the greatest ever European jumping talents. On a less savoury note it was found many years later that he had, under pressure, worked as an informer for the GDR secret police, helping ensure continued political correctness from that country's athletes.

Los Angeles, 6 Aug 1984

1, (11)	Carl Lewis	USA	8.54
2, (2)	Gary Honey	AUS	8.24
3, (1)	Giovanni Evangelisti	ITA	8.24
4, (12)	Larry Myricks	USA	8.16
5, (6)	Liu Yuhuang	CHN	7.99
6, (8)	Joey Wells	BAH	7.97
7, (3)	Junichi Usui	JPN	7.87
8, (5)	Kim Jong-Il	KOR	7.81

(Competitors: 31; Countries: 25; Finalists: 12)

Series	1	2	3	4	5	6
Lewis	8.54	x	-	-	-	-
Honey	7.97	7.92	8.18	7.92	x	8.24
Evangelisti	8.09	7.94	7.90	x	x	8.24
Myricks	8.06	7.99	x	8.00	8.16	6.28
Liu	x	7.66	7.89	7.65	7.60	7.99
Wells	7.97	x	x	-	-	-
Usui	7.63	7.82	7.87	7.72	7.09	-
Kim	7.76	7.81	7.77	x	7.59	x

Undefeated since 1981, Lewis was such an overwhelming favourite that the question seemed to be whether he might break the world record, rather than simply win. After leading the qualifying round by 28cm with 8.30w, Lewis soared to 8.54 on his opening jump and the gold medal was decided. After a foul Lewis then passed his remaining jumps, mindful of his remaining competition at 200m and the relay. Behind him, Larry Myricks, favourite for the runner-up position, was having trouble. Trailing Italy's slender Giovanni Evangelisti 8.06 to 8.09 in the first round, the US number two then dropped to fourth, behind Australia's Gary Honey, who reached 8.18 in the third round. Myricks managed 8.16 in the fifth round, but both Evangelisti and Honey showed great competitive abilities by leaping 8.24 for national records and the minor medals. Jumpers missing from the fray who would have been medal factors were Jaime Jefferson of Cuba (8.36 in the Soviet bloc "Druzhba" meeting), Konstantin Semykin (8.38), and Lutz Dombrowski (8.45 the week before LA).

Seoul, 26 Sep 1988

1, (1)	Carl Lewis	USA	8.72
2, (5)	Mike Powell	USA	8.49
3, (9)	Larry Myricks	USA	8.27
4, (8)	Giovanni Evangelisti	ITA	8.08w
5, (2)	Antonio Corgos	ESP	8.03
6, (11)	László Szalma	HUN	8.00
7, (4)	Norbert Brige	FRA	7.97
8, (6)	Leonid Voloshin	RUS	7.89

(Competitors: 41; Countries: 31; Finalists: 12)

Series	1	2	3	4	5	6
Lewis	8.41	8.56w	8.52	8.72	8.52	x
Powell	8.23	8.11	8.49	x	-	x
Myricks	8.14	8.27	x	8.17	x	x
Evangelisti	7.84	8.08w	7.63	-	-	-
Corgos	8.03	x	x	7.86	x	7.99

	1	2	3	4	5	6
Szalma	x	x	8.00	x	x	x
Brige	7.87	x	x	7.97	x	x
Voloshin	7.87	7.78	x	x	x	7.89

Lewis and Myricks had produced a stirring duel in the US Trials, with Lewis emerging the victor 8.76 to 8.74. Seoul was expected to be similarly close. Just five men reached the automatic qualifying mark of 8.00, with 7.77 taken as the 12th finalist. Lewis opened the final with 8.41, followed by teammates Powell (8.23) and Myricks (8.14). No-one else reached 8.10 so the medals were already settled. Lewis improved to 8.56w in the second round, and Myricks passed Powell with 8.27. Lewis continued with 8.52, and Powell psyched himself up to jump a personal best of 8.49.

Myricks, who never performed to his capabilities in the Olympics, fouled three of his last four jumps, one of them over 8.50, but would have had to defer to Lewis. The greatest long jumper in history sealed the event in the fourth round with a monster jump. Barely reaching the board he landed 8.72 from the front end of the board – 8.90 from where he took off! Biomechanical analysis of the event gave toe to heel measurements of 8.57 for Powell and 8.44 for Myricks on their best jumps.

Barcelona, 6 Aug 1992

1, (8)	Carl Lewis	USA	8.67
2, (11)	Mike Powell	USA	8.64
3, (6)	Joe Greene	USA	8.34
4, (3)	Iván Pedroso	CUB	8.11
5, (9)	Jaime Jefferson	CUB	8.08
6, (12)	Konstadínos Koukodímos	GRE	8.04
7, (10)	Dmitriy Bagryanov	RUS	7.98
8, (7)	Huang Geng	CHN	7.87

(Competitors: 50; Countries: 37; Finalists: 12)

Series	1	2	3	4	5	6
Lewis	8.67	8.33	x	x	8.50	8.50
Powell	7.95	8.22	8.33	x	8.53	8.64
Greene	x	x	7.88	8.34	8.14	x
Pedroso	7.79	8.11	8.01	7.98	8.11	7.51
Jefferson	7.30	7.69	8.08	7.93	8.00	x
Koukodímos	7.30	7.99	7.92	8.04	7.88	7.50
Bagryanov	7.79	5.74	x	7.98	7.88	7.84
Huang	7.33	7.58	7.87	7.79	7.55	7.65

Mike Powell had beaten Carl Lewis with a world record 8.95 at the 1991 World Championships. He repeated this victory (8.62 to 8.53) in the US Trials, and was favourite to win. Some athletes raise their game when the pressure increases, and Lewis was that type of competitor. To show he was in good condition Lewis led the preliminary round with 8.68, the best qualifying jump ever, and the best mark of 1992.

Lewis opened his account in the final by booming another big jump – 8.67. Powell began slowly with 7.95 and improved to 8.22 and then 8.33, with Cuba's 19 year-old Pedroso in third with 8.11 after three rounds. Joe Greene, the pencil-thin US third string, moved past Powell with 8.34 in the fourth round, but Powell reacted with 8.53, though the World Champion was more concerned with gold than saving silver. With his final jump Powell cut the sand virtually level with the leading marker of Lewis, but the measurement showed it to be 3cm short. Lewis finished off his third Olympic final with two jumps of 8.50, to lead the fourth US clean sweep of the event.

Atlanta, 29 Jul 1996

1, (2)	Carl Lewis	USA	8.50
2, (13)	James Beckford	JAM	8.29
3, (11)	Joe Greene	USA	8.24
4, (12)	Emmanuel Bangué	FRA	8.19
5, (7)	Mike Powell	USA	8.17
6, (9)	Gregor Cankar	SLO	8.11
7, (1)	Aleksandr Glovatskiy	BLR	8.07
8, (8)	Mattias Sunneborn	SWE	8.06

(Competitors: 52; Nation: 40; Finalists: 13)

Series	1	2	3	4	5	6
Lewis	x	8.14	8.50	-	8.06	-
Beckford	x	8.02	8.13	x	x	8.29
Greene	7.80	7.79	8.24	x	x	x
Bangué	8.19	8.10	x	7.88	6.46	6.87
Powell	7.89	8.17	7.99	x	x	x
Cankar	x	x	8.11	x	x	5.33
Glovatskiy	8.07	x	8.07	x	x	x
Sunneborn	7.89	7.97	8.06	8.04	8.03	7.75

The three Americans were the same as in Barcelona, and Lewis (35) and Powell (32) were on the team together for the third time. Remarkably, Lewis had qualified for his fifth consecutive Olympics in the long jump, but he was not the favourite he had been at the past three Games. After two rounds of the qualifying stage, he had reached only 7.93. He then flew to the front of the qualifiers with 8.30, followed by Greene (8.28), surprising Russian Yuriy Naumkin (8.21) and Powell (8.21).

In the final the early leader was Bangué, who jumped 8.19 in the first round, and the Frenchman still led as Lewis got ready for his third jump. Giving it the "Full Monty," Lewis took off, landing slightly to the right of the pit, and coolly looked towards the markers to his right as he came down, checking the distance even as he flew. The measurement was worth looking at – 8.50 into a 1.3 wind. Greene also achieved his best jump in round 3 – 8.24 – and held second until Beckford, with his highly individualistic leg shoot, slipped past in the last round with 8.29. Lewis thus won his fourth title, surpassing Al Oerter as the most durable champion of all, winning in an event usually unkind to that kind of longevity.

Without detracting from Lewis's win, he was fortunate not to meet a healthy Iván Pedroso. Between 1993 and 1995 the Cuban had established himself as the best jumper in the world, but required hamstring surgery in 1996. He nevertheless qualified for the final with 8.05, one of 13 to jump 8.00 or better, but placed only 12th in the final with 7.75.

Sydney, 28 Sep 2000

1, (12) Iván Pedroso	CUB	8.55
2, (5) Jai Taurima	AUS	8.49
3, (2) Roman Shchurenko	UKR	8.31
4, (10) Aleksey Lukashevich	UKR	8.26
5, (3) Kofi Amoah Prah	GER	8.19
6, (9) Peter Burge	AUS	8.15
7, (7) Luis Méliz	CUB	8.08
8, (11) Dwight Phillips	USA	8.06

(Competitors: 53; Countries: 38; Finalists: 12)

Series	1	2	3	4	5	6
Pedroso	x	8.34	x	8.41	x	8.55
Taurima	x	8.18	8.34	8.40	8.49	8.28
Shchurenko	7.76	x	8.14	x	x	8.31
Lukashevich	8.08	x	x	8.22	8.26	x
Prah	7.84	x	8.19	7.95	x	7.86
Burge	7.80	8.06	7.93	7.96	8.15	8.11
Méliz	7.97	7.94	8.08	x	7.82	x
Phillips	x	7.90	8.06	x	x	x

Iván Pedroso had failed to gain a medal on his two previous Olympic attempts, but had won eight world titles indoors or out. He only made the final with his third round jump of 8.32 to lead the qualifying round.

Taurima took the lead in the second round with 8.18 and was then followed by Pedroso with 8.34. Taurima matched this in the next round and improved to 8.40 in round 4. Pedroso had taken the lead earlier in the round with 8.41 (the jumping order changing after round 3 with 1st place jumping last). The Cuban fouled then fouled and Taurima flew out to 8.49, to the joy of the crowd. With one jump remaining Pedroso's response was that of a champion, as he leapt 8.55, finally settling the gold medal.

Behind the big two, the bronze medal was a Ukrainian duel, won by Shchurenko ahead of Lukashevich, 8.31 to 8.26

Athens, 26 Aug 2004

1, (8) Dwight Phillips	USA	8.59
2, (2) John Moffitt	USA	8.47
3, (7) Joan Lino Martinez	ESP	8.32
4, (6) James Beckford	JAM	8.31
5, (12) Chris Tomlinson	GBR	8.25
6, (3) Ignasious Gaisah	GHA	8.24
7, (1) Iván Pedroso	CUB	8.23
8, (11) Bogdan Țăruș	ROU	8.21

(Competitors: 40; Countries: 30; Finalists: 12)

Series	1	2	3	4	5	6
Phillips	8.59	x	x	-	-	8.35
Moffitt	8.10	8.28	7.85	8.19	8.47	8.24
Martinez	7.79	8.32	8.02	8.06	-	8.06
Beckford	8.15	8.15	x	8.31	x	8.12
Tomlinson	8.25	8.04	8.11	8.09	8.05	7.92
Gaisah	8.01	8.06	x	8.24	8.12	8.09
Pedroso	x	8.19	x	8.09	x	8.23
Țăruș	8.21	x	8.08	x	x	8.16

World Champion Phillips settled things quickly with an opening leap of 8.59, utilising his speed (6.47 over 60m), and an efficient jumping style similar to 80s star Larry Myricks. Țăruș and Tomlinson responded well with jumps of 8.21 and 8.25 to close out the first round. Moffitt moved into second with 8.28 in the next round and was followed by Martinez, who appeared to have a board foul, but was given the white flag for a jump measured at 8.32.

There were no further jumps over 8.20 until round four, when Gaisah moved into fifth with 8.24 and was then overtaken by Beckford's 8.31. The Jamaican with the distinctive landing technique then had a jump on the same part of the board as Martinez's 8.32 but this jump (of around 8.50) was ruled a foul. Two jumps later the NCAA Champion Moffitt produced a lifetime best of 8.47 to win the silver medal. Defending champion Pedroso was able to produce his best in round six, but 8.23 only moved him one position upwards to seventh. Every jumper from fourth to 12th achieved the best for that position in an Olympic final. In the qualifying, Bulgaria's Petar Dachev achieved 8.05 to be the best ever non-qualifier in athletics history.

Beijing, 18 Aug 2008

1, (5) Irving Saladino	PAN	8.34
2, (8) Khotso Mokoena	RSA	8.24
3, (9) Ibrahim Camejo	CUB	8.20
4, (11) Ngonidzashe Makusha	ZIM	8.19
5, (6) Wilfredo Martinez	CUB	8.19
6, (12) Ndiss Kaba Badji	SEN	8.16
7, (7) Luis Felipe Meliz	ESP	8.07
8, (2) Roman Novotný	CZE	8.00

(Competitors: 39; Countries: 32; Finalists: 12)

Series	1	2	3	4	5	6
Saladino	x	8.17	8.21	8.34	x	x
Mokoena	7.86	x	8.02	8.24	x	x
Camejo	7.94	8.09	8.08	7.88	7.93	8.20
Makusha	8.19	8.06	8.05	8.10	8.05	6.48
Martinez	7.60	7.90	x	8.04	x	8.19
Badji	8.03	x	8.02	8.16	8.03	7.92
Meliz	x	8.02	x	x	7.98	8.07
Novotný	7.87	7.75	8.00	x	7.82	7.94

Just three men reached the automatic qualifying standard of 8.15. Saladino, who had jumped 8.73 earlier in the year and was recovering from injury, managed 8.01 to advance in ninth place of the qualifiers. Leading the way was Louis Tsátoumas who jumped 8.27. The Greek had spanned 8.44 a month earlier, but then had three fouls in the final. Saladino appeared to be favouring his injury, reaching 8.17 in round 2, behind Makusha's 8.19. He then took the lead with 8.21 and ensured

gold with 8.34 in the fourth. A tight battle for the other medals was won by Mokoena's 8.24, with Camejo (8.20), edging Makusha and Martinez (8.19) for the bronze. The winning jump was the shortest in 36 years.

MEN'S LONG JUMP

The Best on Points

32	Carl Lewis USA	1984-1, 1988-1, 1992-1, 1996-1
23	Myer Prinstein USA	1900-2, 1904-1, 1906-1
21	Ralph Boston USA	1960-1, 1964-2, 1968-3

Most Finals

4	Igor Ter-Ovanesyan URS (RUS)	1956-nm, 1960-3, 1964-3, 1968-4
	Lewis	
	Iván Pedroso CUB	1992-4, 1996-12, 2000-1, 2004-7

Most Appearances

5	Ter-Ovanesyan	1956-nm/final, 1960-3, 1964-3, 1968-4, 1972-13Q
4	Lewis	
	Pedroso	

Placing Table

	G	S	B	4	5	6	7	8	M	Points
USA	22	15	10	7	6	5	5	1	47	426
GER	1	4	1	2+1=	2	1	1	3	6	72.5
URS/EUN	-	-	3	2	1	2	2	4	3	46
GBR	1	1	1	-	3	1	2	1	3	41
SWE	1	-	2	2	-	1	2	2	3	39
FRA	-	-	-	2	3	2	2	2	0	34
CUB	1	-	1	1	2	-	2	-	2	31
AUS	-	3	-	-	-	2	-	-	3	27
FIN	-	-	1	1	2	-	-	-	1	19
ITA	-	-	1	1+1=	-	-	1	-	1	17.5
JPN	-	-	2	-	-	1	1	-	2	17
ESP	-	-	1	-	1	1	2	-	1	17
CAN	-	1	1	-	-	1	-	-	2	16
HUN	-	-	1	1	-	1	-	1	1	15
JAM	-	1	-	1	-	-	-	-	1	12
UKR	-	-	1	1	-	-	-	-	1	11
NOR	-	-	1	-	1	-	-	1	1	11
BRA	-	-	-	1	1	-	-	1	0	10
GHA	-	-	-	1	-	1	1	-	0	10
RSA	-	1	-	-	-	-	1	-	1	9
NGR	-	-	-	1	1	-	-	-	0	9
POL	-	-	-	-	1	1	-	2	0	9
PAN	1	-	-	-	-	-	-	-	1	8
GRE	-	-	-	1	-	1	-	-	0	8
HAI	-	1	-	-	-	-	-	-	1	7
NED	-	-	-	-	-	1	1	1	0	6
ZIM	-	-	-	1	-	-	-	-	0	5
CHN	-	-	-	-	1	-	-	1	0	5
BAH	-	-	-	-	-	1	-	-	0	3
SEN	-	-	-	-	-	1	-	-	0	3
SLO	-	-	-	-	-	1	-	-	0	3
YUG (SRB)	-	-	-	-	-	1	-	-	0	3
ARG	-	-	-	-	-	-	1	-	0	2
BLR	-	-	-	-	-	-	1	-	0	2
AUT	-	-	-	-	-	-	-	1	0	1
BUL	-	-	-	-	-	-	-	1	0	1
CZE	-	-	-	-	-	-	-	1	0	1
KOR	-	-	-	-	-	-	-	1	0	1
ROU	-	-	-	-	-	-	-	1	0	1
Totals	27	27	27	26+2=	25	26	25	25	81	959

Breakdown of GER placings:

GER	-	1	-	2+1=	2	-	1	2	1	33.5
GDR	1	2	1	-	-	1	-	-	4	31
FRG	-	1	-	-	-	-	-	1	1	8
Totals	1	4	1	2+1=	2	1	1	3	6	72.5

Breakdown of URS/EUN placings:

RUS	-	-	2	2	-	1	1	3	2	30
UKR	-	-	1	-	-	-	1	1	1	9
EST	-	-	-	-	1	-	-	-	0	4
BLR	-	-	-	-	-	1	-	-	0	3
Totals	-	-	3	2	1	2	2	4	3	46

Breakdown of GBR placings:

GBR	1	-	-	-	3	1	2	-	1	27
IRL	-	1	1	-	-	-	-	1	2	14
Totals	1	1	1	-	3	1	2	1	3	41

Triple Jump

Athens, 6 Apr 1896

1,	James Connolly	USA	13.71 ^{OR}
2,	Alexandre Tuffère	FRA	12.70
3,	Ioannis Persakis	GRE	12.52
4,	Alajos Szokolyi	HUN	12.30
5,	Carl Schumann	GER	11.50 ^e

Also:

Hristos Zoumis	GRE
Fritz Hofmann	GER

(Competitors: 7; Countries: 5)

Connolly won with his hop-hop-jump style, as compared with the now conventional hop-step-jump of Tuffère. Persakis jumped in the local style of two steps and a jump. Connolly's winning jump gave him the first title to be won in the modern Olympic Games. Both Edward Bloss and Charles Reber were 14m jumpers (and 7m long jumpers) who might well have given the event greater international stature had they been present.

Paris, 16 Jul 1900

1,	Myer Prinstein	USA	14.47 ^{OR}
2,	James Connolly	USA	13.97
3,	Lewis Sheldon	USA	13.64
4,	Patrick Leahy IRL	GBR	13.36
5,	Albert Delannoy	FRA	
6,	Alexandre Tuffère	FRA	

(Competitors: 13; Countries: 6)

Prinstein won handily from the reigning champion, and the lanky (1.93) Lewis Sheldon. Prinstein thus gained some measure of satisfaction after the distasteful events of the long jump.

St. Louis, 1 Sep 1904

1,	Myer Prinstein	USA	14.35
2,	Fred Englehardt	USA	13.90
3,	Robert Stangland	USA	13.36
4,	John Fuhler	USA	12.91
5,	George Van Cleaf	USA	
6,	John Hagerman	USA	
7,	Samuel Jones	USA	

(Competitors: 7; Countries: 1)

With no US Championships between 1894 and 1905 this was a difficult event to gauge beforehand. Prinstein was the favourite, based on his reputation, and he eventually won handily, though he did not overtake Englehardt until his last attempt.

Athens, 30 Apr 1906

1,	Peter O'Connor IRL	GBR	14.075
2,	Con Leahy IRL	GBR	13.98
3,	Thomas Cronan	USA	13.70
4,	Oscar Guttormsen	NOR	13.34
5,	Dimitrios Muller	GRE	13.125
6,	Francis Connolly	USA	12.75
7,	Vasilios Stournares	GRE	12.725
8,	Carl Pedersen	NOR	12.68

(Competitors: 21; Countries: 9; Finalists: 3)

Series	1	2	3	4	5	6
O'Connor	13.80	13.735	x	13.675	13.545	14.075
Leahy	13.98	13.61	13.94	13.885	13.83	x
Cronan	13.48	x	x	12.83	13.70	13.58

	1	2	3
Guttormsen	13.17	13.34	x
Müller	12.07	12.665	13.125
Connolly	12.61	12.75	12.53
Stourmares	12.38	12.725	12.665
Pedersen	12.68	12.48	x

Leahy was the favourite, and led until the last round when O'Connor produced a lifetime best. So excited was O'Connor that he climbed a flagpole and replaced the British flag with an Irish one. Prinstein had been expected to do well, but an injury in the long jump meant he only managed 12.27 and 11th place.

London, 25 Jul 1908

1, (B7)	Tim Ahearne IRL	GBR	14.915OR
2, (B9)	Garfield MacDonald	CAN	14.76
3, (C2)	Edvard Larsen	NOR	14.395
4, (C4)	Calvin Bricker	CAN	14.095
5, (A3)	Platt Adams	USA	14.07
6, (C1)	Frank Mount Pleasant	USA	13.97
7,	Karl Fryksdahl	SWE	13.645
8,	John Brennan	USA	13.59

(Competitors: 19; Countries: 7)

Series	1	2	3	4	5	6
Ahearne	13.92	14.72	x	14.62	x	14.915
MacDonald		14.12			14.59	14.76
Larsen		14.395			14.34	

As in the long jump, the athletes had three jumps in three separate groups, with the top three then taking a further three jumps. After an unhappy long jump competition, Ahearne made amends, having a fierce duel with Garfield MacDonald. Ahearne led the qualifying round, winning the second section with 14.725 ahead of MacDonald's 14.12. The fact that the USA were shut out of the medals seemed as pleasing to the British press as the win by Ahearne. This was Ahearne's best ever mark, but not the family record, as his younger brother Dan emigrated to the USA, dropped the final "e" from the surname, and by 1911 had leaped 15.52.

Stockholm, 15 Jul 1912

1,	Gustaf Lindblom	SWE	14.76
2,	Georg Åberg	SWE	14.51
3,	Eric Almlöf	SWE	14.17
4,	Erling Vinne	NOR	14.14
5,	Platt Adams	USA	14.09
6,	Edvard Larsen	NOR	14.06
7,	Hjalmar Ohlsson	SWE	14.01
8,	Nils Fixdal	NOR	13.96

(Competitors: 20; Countries: 8; Finalists: 3)

Series	1	2	3	4	5	6
Lindblom	14.74	14.76	14.20	x	14.35	14.32
Åberg	13.58	13.90	14.51	x	14.03	x
Almlöf	x	13.46	14.17	x	13.85	14.10
Vinne	13.63	14.14	13.34			
Adams	13.72	14.09	x			
Larsen	13.27	13.90	14.06			

The world record holder Dan Ahearn missed part of the 1912 season, and didn't get to Stockholm; 1912 was the only year between 1910 and 1918 that he did not win the US title. The leading contender prior to the Games was Charles Brickley, who won the US Eastern trials with 14.45, but he could reach only 13.88 in Stockholm for ninth place. In the first group Åberg moved from a non-qualifying position with his third jump, which shattered the Swedish record (14.12 – Gustaf Nordén) with 14.51. This lasted until the first-round of the next pool, when Lindblom jumped 14.74, which he further improved on his next jump. Almlöf's 14.17 in the final round of the same group assured Sweden of its only field event sweep in Olympic athletics history.

Antwerp, 21 Aug 1920

1,	Vilho Tuulos	FIN	14.505
2,	Folke Janson	SWE	14.48
3,	Erik Almlöf	SWE	14.27
4,	Ivar Sahlin	SWE	14.175
5,	Sherman Landers	USA	14.17
6,	Dan Ahearn	USA	14.08
7,	Ossian Nylund	FIN	13.74
8,	Howard Baker	GBR	13.675

(Competitors: 21; Countries: 8; Finalists: 6)

Series	1	2	3	4	5	6
Tuulos	14.505	14.46	14.395	x	14.22	14.50
Janson	14.16	13.70	14.16	x	14.23	14.48
Almlöf	x	13.92	14.19	14.19	14.27	x
Sahlin	x	13.86	x	13.925	13.775	14.175
Landers	14.00	13.865	x	x	x	14.17
Ahearn	13.75	x	x	14.08	13.90	x
Nylund	13.74	13.695	13.37			

Tuulos had jumped 15.30 in the pre-Olympic year, making him the number two performer of all-time. He opened the competition with 14.505, which would be enough to win. After the qualifying round, Almlöf (14.19) and Janson (14.16) were in the medal positions, with Landers fourth. The final, two days later, begun at the unusual time of 11:30. Almlöf improved to 14.27 in round 5, ahead of Janson's 14.23. Landers had a foul of about 14.30, and then jumped 14.17 in the final round. The third Swede, Sahlin, moved just ahead of Landers with his last effort of 14.175. Janson also produced his best in the sixth round, a jump good enough for first place, except that he fell back to 14.48, just behind the Finn. Janson jumped 15.09 in Paris a week later in a USA v SWE v FRA international. Tuulos, who had already won two national championships, went on to win a further seven titles up to 1928.

Paris, 12 Jul 1924

1,	"Nick" Winter	AUS	15.525WR
2,	Luis Brunetto	ARG	15.425
3,	Vilho Tuulos	FIN	15.37
4,	Väinö Rainio	FIN	15.01
5,	Folke Janson	SWE	14.97
6,	Mikio Oda	JPN	14.35
7,	Earle Wilson	USA	14.235
8,	Ivar Sahlin	SWE	14.16

(Competitors: 20; Countries: 12)

Series	1	2	3	4	5	6
Winter	x	15.18	x	15.13	x	15.525
Brunetto	15.425	15.02	14.70			
Tuulos	x	14.84	x	15.37		
Rainio	14.94	15.01				

Brunetto shook the field in the first round, improving his South American record by 27cm to 15.42 to move to number three on the all-time list behind Ahearn (15.52) and Tuulos (15.48). Winter responded with 15.18, beating his national record by 3cm. Tuulos then produced a big jump in round 4, just 5cm behind Brunetto, and Oda then had a foul of just over 15m. After a fifth round foul of around 15.85, Winter produced a massive jump in the final round, which was estimated by experts to be 15.60 or better. The measurement then was announced at 15.525, breaking Ahearn's world record by half a centimetre.

Amsterdam, 2 Aug 1928

1, (A5)	Mikio Oda	JPN	15.21
2,(B10)	Levi Casey	USA	15.17
3, (A3)	Vilho Tuulos	FIN	15.11

4, (B3)	Chuhei Nambu	JPN	15.01
5, (A2)	Toimi Tulikoura	FIN	14.70
6, (B2)	Erkki Järvinen	FIN	14.65
7, (A8)	Willem Peters	NED	14.55
8, (B1)	Väinö Rainio	FIN	14.41

(Competitors: 24; Countries: 13; Finalists: 12)

Series	1	2	3	4	5	6
Oda	15.02	15.13	15.21	x	14.30	x
Casey	14.13	14.53	14.93	x	x	15.17
Tuulos	x	14.13	14.73	14.97	15.09	15.11
Nambu	14.75	14.35	15.01	x	14.21	15.00
Tulikoura	14.37	14.53	14.70	14.34	x	14.62
Järvinen	14.63	14.65	14.23	14.06	x	x
Peters	x	13.79	14.55			
Rainio	14.22	14.41	x			

The field was divided into two sections, with the top six after three rounds taking three further jumps. In the first group Oda quickly took charge with 15.01 and emphasised his superiority with 15.13 and then 15.21, which would be the gold medal winning jump. Tuulos (14.73) and Tulikoura (14.70) qualified for the final stages, while the other group was won by Nambu (15.01) ahead of Casey (14.93) and Järvinen (14.65). Peters had a first round foul of around 15.05. In the finals, only Casey, with 15.17 and veteran Tuulos (15.11) improved, both gaining medals. Oda set 20 national records in Olympic events between 1922 and 1931 and won six Far Eastern Asian Games titles in the long and triple jump and decathlon. He retained a life long love of athletics and died in 1998 at the age of 93.

Los Angeles, 4 Aug 1932

1, (3)	Chuhei Nambu	JPN	15.72WR
2, (15)	Eric Svensson	SWE	15.32
3, (12)	Kenkichi Oshima	JPN	15.12
4, (5)	Eamonn Fitzgerald	IRL	15.01
5, (14)	Willem Peters	NED	14.93
6, (6)	Sol Furth	USA	14.88
7, (11)	Sidney Bowman	USA	14.87
8, (13)	Rolland Romero	USA	14.85

(Competitors: 16; Countries: 12)

Series	1	2	3	4	5	6
Nambu	15.07	14.67	15.22	14.89	15.72	14.85
Svensson	14.21	15.32	x	14.70	14.77	x
Oshima	x	x	15.05	x	14.85	15.12
Fitzgerald	14.89	15.01				

Defending champion and world record holder Oda was injured and placed only 12th with 13.97. His place as top Japanese jumper was ably taken by Nambu, who led in the first round with 15.07, and then responded to Svensson's 15.32 in the second round with 15.22. He then set a world record 15.72 in the fifth round. In doing so, Nambu became the only man ever to officially hold both the long and triple jump world records.

Berlin, 6 Aug 1936

1, (18)	Naoto Tajima	JPN	16.00WR
2, (7)	Masao Harada	JPN	15.66
3, (8)	Jack Metcalfe	AUS	15.50
4, (9)	Heinz Wöllner	GER	15.27
5, (11)	Rolland Romero	USA	15.08
6, (20)	Kenkichi Oshima	JPN	15.07
7, (3)	Erich Joch	GER	14.88
8, (17)	Dudley Wilkins	USA	14.83

(Competitors: 31; Countries: 19; Finalists: 23)

Series	1	2	3	4	5	6
Tajima	15.76	x	15.44	16.00	15.65	x
Harada	15.39	15.45	15.42	15.50	15.27	15.66
Metcalfe	15.50	x	14.67	14.83	x	15.20

	1	2	3	4	5	6
Wöllner	15.27	x	x	14.53	x	14.23
Romero	14.68	x	14.90	x	15.08	15.04
Oshima	15.07	x	x	x	x	x
Joch	14.88	14.54	14.88			
Wilkins	14.83	x	14.83			

The Japanese had been succeeded by Jack Metcalfe as world record holder with 15.78 in 1935. After Harada jumped 15.45 in the opening round, the Australian took the lead with 15.50 on the next jump of the competition. The 18th to jump was Tajima, who broke the Olympic record with 15.76, the second best jump of all-time.

The first three rounds reduced the field from 23 to six; the qualifying had been a too generous 14.00. The fourth round yielded 15.50 for Harada, who was to improve to 15.66 in the final round, and win a silver medal. Later in that round Tajima soared to the first ever 16m jump, his three phases being 6.20, 4.80 and 5.00. Oshima, who had been the best Japanese triple jumper from 1933 to 1935 had a poor day, with five fouls as he tried to catch his teammates.

London, 3 Aug 1948

1, (1)	Arne Åhman	SWE	15.40
2, (3)	George Avery	AUS	15.365
3, (14)	Ruhi Sarialp	TUR	15.025
4, (7)	Preben Larsen	DEN	14.83
5, (10)	Geraldo de Oliveira	BRA	14.825
6, (12)	"Valle" Rautio	FIN	14.70
7, (8)	Les McKeand	AUS	14.53
8, (11)	Adhemar da Silva	BRA	14.49

(Competitors: 27; Countries: 16; Finalists: 14)

Series	1	2	3	4	5	6
Åhman	15.40	14.68	14.89	14.58	x	x
Avery	15.365	x	14.67	14.32	14.78	
Sarialp	14.23	15.025	14.91	15.02	x	

The world list was headed in 1948 by Keizo Hasegawa, but Japanese (and Germans) were not allowed to compete in the London Olympics. The most consistent performers of 1947-48 had been the Swedes Lennart Moberg and Arne Åhman, but Moberg had a rare off-day in the final, placing 13th with 14.21.

More unlucky yet was Henry Rebello of India – fifth on the pre-Olympic lists with 15.29. Readyng himself for his first jump he had to wait 30 minutes before being allowed to compete because of various victory ceremonies. Not surprisingly, in the cold conditions, he pulled a muscle on his run-up. The qualifiers had been led by the stylish George Avery with 15.33, and Avery produced his best jump in the first round, 15.36. Åhman, a springy type (1.98 high jump in 1949) without great speed, also produced his best jump in the first round. His 15.40 was enough to take the gold medal. Sarialp won Turkey's only athletics medal in Olympic history, while European Champion Rautio, well down in Olympic year on his 1946 form, managed only sixth place.

Helsinki, 23 Jul 1952

1, (2)	Adhemar da Silva	BRA	16.22WR
2,	Leonid Shcherbakov	RUS	URS 15.98
3, (3)	Arnoldo Devonish	VEN	15.52
4, (4)	Walter Ashbaugh	USA	15.39
5, (1)	Rune Nilsen	NOR	15.13
6,	Yoshio Iimuro	JPN	14.99
7,	Geraldo de Oliveira	BRA	14.95
8,	Roger Norman	SWE	14.89

(Competitors: 40; Countries: 25; Finalists: 15)

Series	1	2	3	4	5	6
da Silva	15.95	16.12	15.54	16.09	16.22	16.05
Shcherbakov	15.07	15.26	15.18	15.98	15.84	x
Devonish	15.04	15.52	-	-	-	-
Ashbaugh	15.05	15.39	14.56	14.50	15.38	x
Nilsen	15.13	14.21	x	14.70	x	x

	1	2	3	4	5	6
limuro	14.99	x	x	x	14.66	13.70
de Oliveira	x	14.95	12.66			
Norman	14.89	x	14.39			

This was seen as a likely battle between Europe's best Shcherbakov, and da Silva the world record holder. It was da Silva who led the qualifiers with his 15.32. After an opening jump within 6cm of his 16.01 world record, da Silva thrilled the knowledgeable crowd with his second jump of 16.12. The surprising Devonish moved into second place with 15.52 ahead of Ashbaugh (15.39) and Shcherbakov (15.26).

The Russian improved to a fine 15.98, a European record, in the third round, while da Silva again broke the old record with 16.09, and then followed with three phases of 6.22, 4.75 and 5.25, totalling 16.22 for his second world record. His speed on the runway was unexceptional, but his ability to retain his rhythm throughout the three phases was unmatched because of the remarkable elasticity in his legs. The popular Brazilian rounded out his afternoon with another 16m+ jump, this time 16.05. He had beaten the existing world record four times, and averaged 15.995!

Melbourne, 27 Nov 1956

1,	Adhemar da Silva	BRA	16.35OR
2,	Vilhjálmur Einarsson	ISL	16.26w
3,	Vitold Kreyer	RUS	16.02
4,	Bill Sharpe	USA	15.88
5,	Martin Řehák	CZE	15.85w
6,	Leonid Shcherbakov	RUS	15.80
7,	Koji Sakurai	JPN	15.73
8,	Teruji Kogake	JPN	15.64

(Competitors: 32; Countries: 20; Finalists: 22)

Series	1	2	3	4	5	6
da Silva	15.69	16.04	15.90	16.35	16.26	16.21
Einarsson	x	16.26w	15.81	x	15.61	x
Kreyer	15.83	x	16.02	15.51	x	x
Sharpe	15.88	x	14.15	x	x	x
Řehák	15.58w	x	15.85w	x	15.10w	15.63w
Shcherbakov	15.75	x	15.58	x	15.80	15.12
Sakurai	15.73	15.59	15.29			
Kogake	15.64	14.71w	15.01			

World record holder da Silva was favourite to win, though Shcherbakov and Kogake were considered dangers because they had both jumped farther than 16.40. Standards had risen sharply in the previous four years with the result that 22 exceeded the qualifying standard of 14.80. Kogake (15.64) and Shcherbakov (15.59) led the way.

The first shock came when Sharpe set a US record of 15.88 to lead the field at the end of the first round. This was far exceeded by the 16.26 in the next round by Einarsson, who had jumped 15.83 in Sweden in October. Da Silva also went over 16m with 16.04, before bouncing out to 16.35, his best ever jump at low altitude. Kreyer had meanwhile passed Sharpe with 16.02, and further 16m jumps were the property of da Silva, who rounded out his day with 16.26 and 16.21.

The Australian publication *Olympic Saga* noted that da Silva had produced "a magnificent exhibition of rhythmic strength, casual grace, controlled power, concentration under pressure, and superb co-ordination."

Rome, 6 Sep 1960

1, (4)	Józef Schmidt	POL	16.81OR
2, (10)	Vladimir Goryayev	BLR	URS 16.63
3, (5)	Vitold Kreyer	RUS	URS 16.43
4, (3)	Ira Davis	USA	16.41
5, (11)	Vilhjálmur Einarsson	ISL	16.37
6, (9)	Ryszard Malcherczyk	POL	16.01
7, (12)	Manfred Hinze	GER/GDR	15.93
8, (2)	Kaari Rahkamo	FIN	15.84

(Competitors: 39; Countries: 25; Finalists: 15)

Series	1	2	3	4	5	6
Schmidt	16.78	x	16.81	x	16.63	13.48

	1	2	3	4	5	6
Goryayev	16.11	16.39	15.55	16.63	16.28	x
Kreyer	16.21	16.00	15.96	16.01	15.91	16.43
Davis	x	16.41	x	16.13	x	16.05
Einarsson	16.37	16.06	15.90	16.24	x	16.36
Malcherczyk	15.87	16.01	15.83	15.82	13.18	14.66
Hinze	15.93	x	15.84			
Rahkamo	15.84	x	15.71			

Józef Schmidt became the first man to jump 17m a month before the Games, roughly equivalent to 17.50 on the springy surfaces now used. He was a hot favourite, and led 15 men over the 15.50 qualifying mark with a new Olympic record of 16.44. Da Silva made his fourth final with 15.61, but was a shadow of his former self in the final with 15.07 for 14th place. Schmidt won the title with his opening jump of 16.78. Showing more swiftness than previous record holders, Schmidt's 10.4 speed for 100m allied with good technique gave him a powerful advantage over his contemporaries, and he exhibited his ability with his third round jump of 16.81. Behind him Davis overtook Einarsson's opening 16.37 with 16.41 in the second round. A 9.5 man over 100y, Davis was brimming with speed but lacked the discipline that comes from regular competition at the top level in the event. He was overtaken by Goryayev in round 4 with 16.63, and by Melbourne bronze medallist Kreyer with the Russian's last jump of 16.43. Davis went to shake hands, which Kreyer – thinking he should wait till the very end of the competition before congratulations – rebuffed, to the anger of the crowd. The boos which greeted Kreyer's name at the victory ceremony reduced the Russian to tears.

Tokyo, 16 Oct 1964

1,	Józef Schmidt	POL	16.85OR
2,	Oleg Fedoseyev	RUS	URS 16.58
3,	Viktor Kravchenko	RUS	URS 16.57
4,	Fred Alsop	GBR	16.46
5,	Șerban Ciochină	ROU	16.23
6,	Manfred Hinze	GER/GDR	16.15
7,	Georgi Stoykovski	BUL	16.10
8,	Hans-Jürgen Rückborn	GER/GDR	16.09

(Competitors: 34; Countries: 22; Finalists: 13)

Series	1	2	3	4	5	6
Schmidt	16.37	16.65	16.58	x	14.55	16.85
Fedoseyev	15.73	15.67	16.35	16.20	16.58	16.38
Kravchenko	16.14	16.38	16.17	16.57	16.10	15.99
Alsop	16.46	x	16.14	x	x	16.14
Ciochină	15.79	16.23	15.70	16.10	15.79	15.77
Hinze	15.81	16.06	16.15	x	13.63	x
Stoykovski	15.30w	15.96	16.10			
Rückborn	16.09	x	15.52			

Schmidt had surgery on his knee in late August, and was not considered a possible winner by the cognoscenti. He had one competition at the end of September, reaching 15.81, while Takeyuki Okazaki (JPN) and the veteran US star Davis were considered as the best medal prospects. The best qualifier was Britain's Alsop, who set a national record of 16.41, while the failure of Vitold Kreyer (URS), the double bronze medallist was the biggest shock. He reached only 15.71, below the required 15.80.

Schmidt qualified with a seasonal best of 16.18, and improved to 16.37 in the first round of the final, behind Alsop's second Ukm record of 16.46. Schmidt overtook the Briton with 16.65 in round 2. Both Davis (16.00) and Okazaki (15.90) failed to make it to the final six. Alsop had to succumb to the Soviets as Kravchenko (16.57) and Fedoseyev (16.58) both slipped by. Schmidt responded to these improvements by bounding out to an Olympic record 16.85, remarkable jumping for a man not long out of hospital.

Mexico City, 17 Oct 1968

1, (9)	Viktor Saneyev	GEO	URS 17.39WR
2, (4)	Nelson Prudêncio	BRA	17.27

3, (11)	Giuseppe Gentile	ITA	17.22
4, (10)	Art Walker	USA	17.12w
5, (2)	Nikolay Dudkin	URS	17.09w
6, (8)	Phil May	AUS	17.02
7, (5)	Józef Schmidt	POL	16.89
8, (3)	Mansour Dia	SEN	16.73w

(Competitors: 34; Countries: 24; Finalists: 13)

Series	1	2	3	4	5	6
Saneyev	16.49	16.84	17.23	17.02	16.81w	17.39
Prudêncio	16.33	17.05	16.75	x	17.27	17.15
Gentile	17.22	x	x	x	16.54w	x
Walker	15.43	16.45	16.77w	16.48	x	17.12w
Dudkin	16.15	16.70	16.37w	16.73w	17.09w	16.53w
May	15.48	16.58	16.51	17.02	x	-
Schmidt	16.06	16.77	x	16.66	x	16.89
Dia	16.71	16.48	15.44	16.73w	16.64w	15.83

In 1955, Adhemar da Silva had set a world record in Mexico City, and Saneyev and Walker were both considered as potential world record breakers at the same venue. Less favoured was Italy's Gentile, seventh on the pre-Olympic lists, who therefore amazed onlookers with a world record of 17.10 in the second round of the qualifying competition. The other major surprise of the preliminary was Pertti Pousi (FIN), world leader at 17.00, who managed only 15.84.

Gentile again produced a superb jump – this time in the opening round of the final, as he landed standing up at the new world mark of 17.22. Both of the Italian's records were in still conditions, but the wind began to pick up a little as Prudêncio kept Brazil's traditions alive with 17.05/+1.8 in the next round. Then Viktor Saneyev came into the reckoning, jumping 17.23/+2.0 to move from third to first. The Georgian held the lead until the fifth round, when Prudêncio leapt 17.27/+2.0 for the third world record of the day. Prudêncio backed up his record with 17.15 in the final round, only to see the superb Saneyev bound out to 17.39/+2.0 (!) for gold and the final record of the afternoon.

Art Walker, who had suffered step problems all afternoon, took off just behind the board but leapt a good 17.12w with the penultimate jump of the contest. The pre-Olympic world record had been bettered with eight jumps, of which six were wind legal, though the last three records were all aided by the coincidental maximum legal wind of 2.0.

Munich, 4 Sep 1972

1, (7)	Viktor Saneyev	GEO	URS	17.35w
2, (8)	Jörg Drehmel		GDR	17.31
3, (5)	Nelson Prudêncio		BRA	17.05
4, (1)	Carol Corbu		ROU	16.85w
5, (3)	John Craft		USA	16.83
6, (4)	Mansour Dia		SEN	16.83w
7, (9)	Michal Joachimowski		POL	16.69
8, (6)	Kristen Fløgstad		NOR	16.44

(Competitors: 36; Countries: 28; Finalists: 12)

Series	1	2	3	4	5	6
Saneyev	17.35w	16.71	17.19	x	16.98w	x
Drehmel	x	17.02	x	x	17.31	15.34w
Prudêncio	16.87	16.61	16.35	16.88w	x	17.05
Corbu	16.62	16.85w	16.40	x	13.72	x
Craft	16.77	16.75	16.83	16.26	x	x
Dia	16.77	16.83w	x	x	16.15	x
Joachimowski	16.69	x	14.62	14.98	x	x
Fløgstad	x	16.44	x	x	15.97	x

This was expected to be a battle between Saneyev, and Drehmel who had surprised the great Georgian jumper in winning the '71 European title. On his first jump in the final Saneyev took care to hit the board, but still cut the sand at 17.35 with a barely illegal wind of +2.2 on an effort which featured a tremendous jump phase. Drehmel fouled his first jump, and, playing safe, hit 17.02 on his second jump. The powerful GDR star fouled his next two jumps, the second of which was in the area of 17.50. Saneyev had meanwhile produced a supporting effort

of 17.19. No-one else was over 16.90, until Drehmel reached 17.31 for a GDR record and silver, with Prudêncio getting beyond 17m on his last jump for the final medal.

Montreal, 30 Jul 1976

1, (7)	Viktor Saneyev	GEO	URS	17.29
2, (8)	James Butts		USA	17.18
3, (4)	João de Oliveira		BRA	16.90
4, (11)	Pedro Pérez		CUB	16.81
5, (3)	Tommy Haynes		USA	16.78
6, (10)	Wolfgang Kolmsee		FRG	16.68
7, (1)	Eugeniusz Biskupski		POL	16.49
8, (6)	Carol Corbu		ROU	16.43

(Competitors: 25; Countries: 18; Finalists: 12)

Series	1	2	3	4	5	6
Saneyev	x	16.71	17.06	x	17.29	x
Butts	16.69	16.76	14.80	17.18	16.55	16.61
de Oliveira	x	16.15	16.85	14.91	16.69	16.90
Pérez	16.81	16.24	16.48	16.47	x	x
Haynes	15.46	x	16.68	16.78	16.71	16.71
Kolmsee	16.23	x	16.68	16.58	16.31	x
Biskupski	15.91	x	16.49	x	15.79	x
Corbu	16.07	16.18	16.43	x	16.00	x

This was an event which ran to form, as Saneyev, world record holder Oliveira, and America's best James Butts were considered the class of the field. The final was led in round one by Pedro Pérez, who had set an altitude-assisted world record in the 1971 Pan American Games, but otherwise had never impressed in major competitions. It was only in round 3 that Oliveira edged past the Cuban with 16.85, and then Saneyev produced the competition's first 17m jump. Butts uncorked a legal lifetime best in round 4, and looked set to take the USA's first gold since 1904. Saneyev was rightly regarded as the event's greatest ever competitor, and he replied in round 5 with his 17.29 after hitting the board for the one and only time of the competition. Oliveira improved slightly in the last round, and the medals were settled.

Moscow, 25 Jul 1980

1, (8)	Jaak Uudmäe	EST	URS	17.35
2, (12)	Viktor Saneyev	GEO	URS	17.24
3, (10)	João de Oliveira		BRA	17.22
4, (6)	Keith Connor		GBR	16.87
5, (7)	Ian Campbell		AUS	16.72
6, (5)	Atanas Chochev		BUL	16.56
7, (4)	Béla Bakosi		HUN	16.47
8, (9)	Ken Lorraway		AUS	16.44

(Competitors: 23; Countries: 19; Finalists: 12)

Series	1	2	3	4	5	6
Uudmäe	x	16.83	17.35	x	17.08	17.28
Saneyev	16.85	16.53	17.04	x	17.07	17.24
de Oliveira	16.96	x	17.22	x	x	x
Connor	16.32	16.64	16.51	16.87	14.54	16.48
Campbell	x	16.72	x	x	x	x
Chochev	16.12	16.55	x	x	-	16.56
Bakosi	x	16.28	16.11	16.47	16.03	15.77
Lorraway	16.12	16.44	16.20	16.40	-	15.70

An innocuous qualifying round saw only seven men meet the standard of 16.55, and 16.42 became the cut-off point for 12 finalists. The final opened quietly enough when Oliveira cleared 16.96 to take an early lead from Saneyev (16.85). Other than Campbell's 17.02 in the qualifying, the crowd had to wait until round 3 to see a 17m jump. The best of them came from Campbell; the speedy Australian hit the board well and landed beyond Saneyev's 17.39 Olympic record flag at around 17.50. A few moments later an official raised a red flag, claiming that Campbell had grazed his foot along the ground. Campbell protested vehemently to the judges, who had the pit raked before any measurement could be made. He later said, "If I had dragged my foot ... with

six spikes on the shoe, I would either have fallen forward or lost my balance and had to abort the jump ... the physical evidence just doesn't add up." Videotape of the jump showed quite clearly that the Australian had not fouled, and he was thus deprived of a certain medal.

On the next jump, Uudmäe made the leap of his life, reaching 17.35 to take a big lead. Oliveira then reached 17.22 and Saneyev 17.04. Neither Campbell nor de Oliveira had another legal jump. The Brazilian had two long efforts ruled invalid. He was seen to walk away angrily after examining the board for signs of a foul. Both jumps were in the region of the 17.35 lead. In the final round Uudmäe supported his winning jump with 17.28, and the last jump of the competition – and of his career – belonged to Saneyev. The 34 year-old produced a fine jump of 17.24, but was annoyed with himself for not waiting until the wind dropped – the headwind was 1.24 metres per second, but with three golds and a silver he almost matched Al Oerter's medal achievements in an event where age was a much greater problem than in the discus throw.

Los Angeles, 4 Aug 1984

1, (11) Al Joyner	USA	17.26w
2, (6) Mike Conley	USA	17.18
3, (3) Keith Connor	GBR	16.87
4, (1) Zou Zhenxian	CHN	16.83
5, (9) Peter Bouschen	FRG	16.77
6, (5) Willie Banks	USA	16.75
7, (8) Ajayi Agbebaku	NGR	16.67
8, (10) Eric McCalla	GBR	16.66

(Competitors: 28; Countries: 21; Finalists: 12)

Series	1	2	3	4	5	6
Joyner	17.26w	17.04	16.83	-	16.94	17.04
Conley	16.91	x	17.18	x	x	x
Connor	16.72	16.87	x	16.63	16.67	16.81
Zou	16.83	16.71	16.16	x	16.33	16.40
Bouschen	16.04	16.77	16.38	16.58	16.28	16.75
Banks	16.23	16.75	x	x	16.33	16.51
Agbebaku	14.84	16.67	Injured			
McCalla	16.64	x	15.89	-	x	16.66

Mike Conley, one of the greatest talents in US track history, was favourite. He had won the US Trials with 17.50, and specialised in producing last round winning jumps. Seven of the world's 10 best jumpers were prevented from competing by the Soviet revenge boycott, leaving the US jumpers and European Champion Keith Connor – not the athlete he had been two years earlier – as the medal contenders.

Conley had enhanced his position with a qualifying jump of 17.36, the longest ever jump in a preliminary round, while Britain's surprising Eric McCalla was the one other man over 17m with 17.01. Conley took the lead in the first round with 16.91, until the number three American Al Joyner bolted down the runway and soared to 17.26, a jump aided by a barely illegal breeze of +2.1. Conley responded with 17.18 in the third round, but his series was peppered with fouls – the longest of which was in the final round, when he jumped over 17.60. Connor took the bronze with a mere 16.87. The Druzhba event in Moscow two weeks later saw three men clear 17.29 or better.

Seoul, 24 Sep 1988

1, (10) Khristo Markov	BUL	17.61OR
2, (4) Igor Lapshin BLR	URS	17.52
3, (6) Aleksandr Kovalenko BLR	URS	17.42
4, (9) Oleg Protsenko RUS	URS	17.38
5, (11) Charles Simpkins	USA	17.29
6, (1) Willie Banks	USA	17.03
7, (2) Ivan Slanář CZE	TCH	16.75
8, (12) Jacek Pastusiński	POL	16.72

(Competitors: 43; Countries: 31; Finalists: 12)

Series	1	2	3	4	5	6
Markov	17.61	x	15.71	17.54	x	17.10
Lapshin	16.75	17.09	x	x	x	17.52
Kovalenko	17.42	17.40	x	x	-	x
Protsenko	17.38	x	x	17.31	x	16.61
Simpkins	16.62	x	x	-	x	17.29
Banks	x	17.03	16.90	-	16.86	x
Slanář	16.58	16.75	16.59	x	x	16.24
Pastusiński	16.72	x	x	x	16.50	16.56

The qualifying was led by the three Soviet jumpers, topped by Lapshin (17.37), with World Champion Markov the only other jumper to reach the qualifying distance of 16.90. A leap of 16.29 sufficed to make it through to the final. Kovalenko was the first to exceed 17m in the final with 17.42, to be followed by Protsenko with 17.38, both men using the board well with perhaps 5cm to spare.

Markov, possibly the best power jumper ever, then produced the winning jump – 17.61 – with the three phases measuring 6.00, 5.40 and 6.21. Only Kovalenko with 17.40 in round 2, and Protsenko with 17.31 in the fourth round, were able to respond positively to Markov's jump until the final round. Lapshin, the third Soviet finally got his run-up almost right, floating out to 17.52 with his last jump – measured from take-off at 17.69.

Barcelona, 3 Aug 1992

1, (7) Mike Conley	USA	18.17w
2, (2) Charles Simpkins	USA	17.60
3, (12) Frank Rutherford	BAH	17.36
4, (11) Leonid Voloshin RUS	EUN	17.32
5, (10) Brian Wellman	BER	17.24
6, (9) Yoelbi Quesada	CUB	17.18
7, (5) Aleksandr Kovalenko BLR	EUN	17.06
8, (3) Zou Sixin	CHN	17.00

(Competitors: 47; Countries: 32; Finalists: 12)

Series	1	2	3	4	5	6
Conley	16.82	17.63	17.19	17.54	x	18.17w
Simpkins	16.87	16.66	x	16.74	17.29	17.60
Rutherford	16.75	17.36	17.36	17.16	16.33	x
Voloshin	17.32	17.24	x	x	17.32	16.82
Wellman	16.98	17.24	16.99	x	x	x
Quesada	17.15	16.75	17.05	x	17.04	17.18
Kovalenko	16.84	16.92	x	16.78	17.06	x
Zou	x	17.00	x	x	-	-

Eight of the 12 finalists made the qualifying distance of 17.00, with 16.91 the cut-off, as reigning champion Markov (16.46), and '92 World Cup winner Jonathan Edwards (15.76) were among the 33 who did not qualify. Voloshin, the European Champion and slight favourite led the first round with 17.32. In second place was Quesada, who celebrated his 19th birthday a day early with 17.15, the first of four jumps by him beyond 17m.

Voloshin was overtaken by Conley in the second round. Conley had missed the Seoul Games after a controversial judging decision in the US Trials, and Barcelona was his opportunity for absolution. His jump here was 17.63, a new Olympic record, which would be threatened only by Simpkins in the last round. Frank Rutherford also moved into a medal position in round 2 with 17.36; the Bahamian repeated the 17.36 in the next round, heading off Voloshin's second 17.32 in the fifth round. In the final round Conley produced his usual sixth round surge, this time a lifetime best of 18.17 – 20cm beyond the world record, aided by a barely illegal wind of 2.1, the only jump of the competition to be windy.

Atlanta, 27 Jul 1996

1, (10) Kenny Harrison	USA	18.09OR
2, (3) Jonathan Edwards	GBR	17.88
3, (6) Yoelbi Quesada	CUB	17.44
4, (12) Mike Conley	USA	17.40

5, (5)	Armen Martirosyan	ARM	16.97
6, (4)	Brian Wellman	BER	16.95
7, (7)	Galin Georgiev	BUL	16.92
8, (11)	Robert Howard	USA	16.90

(Competitors: 43; Countries: 32; Finalists: 12)

Series	1	2	3	4	5	6
Harrison	17.99	x	-	18.09	-	x
Edwards	x	x	17.13	17.88	x	x
Quesada	17.04	17.29	x	17.44	x	x
Conley	17.08	x	16.17	17.40	x	x
Martirosyan	16.85	x	16.97	16.48	x	16.34
Wellman	16.95	x	16.82	x	x	x
Georgiev	16.85	x	x	x	x	16.92
Howard	16.72	16.83	16.90	x	16.44	16.52

Edwards revolutionised the event in 1995, setting two world records in the world championships and becoming the first man to jump 60 feet with 18.29. His principal rivals were Cubans Quesada and Urrutia, and Americans Conley and '91 World Champion Harrison. Only Aliecer Urrutia of the favourites missed the final, jumping 16.71, while Harrison led the qualifiers with 17.58.

Harrison had won the US Trials in his only other competition of the outdoor season with 18.01w, and he opened here with a new legal Olympic best of 17.99. The experienced Conley jumped a safe 17.08 two jumps later to ensure a full six jump series, but only Quesada produced a legal jump of any consequence in round 2 with 17.24. Edwards had two fouls before making a safe 17.13 jump in round 3. Round 4 produced fireworks as Edwards recovered his elegant form, floating out to 17.88, to be followed by the three other contenders all achieving their best of the competition; Quesada (17.40), Harrison with an Olympic and American record 18.09 with his muscular style, and Conley with a good 17.40. Edwards finished with two fouls, one of them over 18.15, but the day belonged to Harrison.

Sydney 25 Sep 2000

1, (5)	Jonathan Edwards	GBR	17.71
2, (2)	Yoel Garcia	CUB	17.47
3, (7)	Denis Kapustin	RUS	17.46
4, (8)	Yoelbi Quesada	CUB	17.37
5, (1)	Larry Achike	GBR	17.29
6, (9)	Phillips Idowu	GBR	17.08
7, (6)	Robert Howard	USA	17.05
8, (10)	Paolo Camossi	ITA	16.96

(Competitors: 39; Countries: 27; Finalists: 12)

Series	1	2	3	4	5	6
Edwards	17.12	17.37	17.71	17.06	-	x
Garcia	17.15	17.19	17.19	x	16.70	17.47
Kapustin	x	17.46	16.73	17.17	x	17.16
Quesada	17.19	x	x	x	x	17.37
Achike	17.29	x	x	x	17.00	x
Idowu	16.97	x	16.83	17.08	x	x
Howard	x	17.05	16.59	x	16.75	16.77
Camossi	16.96	16.60	x	16.39	16.95	x

The qualifying was led by Britons Achike (17.30) and Idowu (17.12) and local favourite Andrew Murphy (17.12). Event favourite Jonathan Edwards jumped 17.08, while injured World Champion Charles-Michael Friedek surprisingly made the final with 16.93.

Achike supported his qualifying jump by leading after round 1 of the final with 17.29. Edwards then took the lead with 17.37, to be overtaken two jumps later by Kapustin's 17.46. Edwards then responded with 17.71. With the order switched after round 3 so that the leader jumped last, Edwards could then watch to see if his position was threatened. No-one got close, though Garcia moved from fifth to second with his final round 17.47. The Cuban tendency to jump well in round 6 was echoed by Quesada who placed 4th with his 17.37.

Edwards had last been a global champion five years earlier, but had been the number one jumper in the world for four of the five seasons prior to Sydney.

Athens, 22 Aug 2004

1, (1)	Christian Olsson	SWE	17.79
2, (10)	Marian Oprea	ROU	17.55
3, (4)	Danila Burkenya	RUS	17.48
4, (3)	Yoandri Betanzos	CUB	17.47
5, (9)	Jadel Gregório	BRA	17.31
6, (8)	Hristos Melétoglou	GRE	17.13
7, (2)	Viktor Gushchinskiy	RUS	17.11
8, (6)	Yoelbi Quesada	CUB	16.96

(Competitors: 47; Countries: 36; Finalists: 12)

Series	1	2	3	4	5	6
Olsson	17.69	17.79	17.69	16.82	17.58	-
Oprea	17.55	x	17.47	17.34	-	17.38
Burkenya	16.99	16.68	16.16	17.45	17.48	17.47
Betanzos	x	17.47	x	x	17.24	x
Gregório	17.22	17.27	15.97	x	16.82	17.31
Melétoglou	17.13	x	17.10	17.05	16.82	17.06
Gushchinskiy	x	x	17.11	16.27	16.95	x
Quesada	16.93	x	16.96	x	x	-

Nine of the 12 qualifiers exceeded the automatic qualifying level of 17m, headed by favourite and World Champion Christian Olsson, whose 17.68 was the longest-ever qualifying jump. Among the non-qualifiers was Melvin Lister, winner of the US trials with 17.78.

The Swede settled matters in the final with the first jump of the competition, bounding out to 17.69, a jump he matched in the third round, after sandwiching the winning leap of 17.79 – exceeded in 2004 only by Olsson's indoor best of 17.83. Behind him Oprea was not cowed by Olsson's jumping, producing 17.55 in the first round, and backing it up with three jumps beyond 17.30. Betanzos, who had qualified with 17.53, achieved 17.47 in round two and held the bronze medal until Burkenya jumped 17.48 in round five (part of a three-jump sequence all in excess of 17.45). Olsson's win was Sweden's third in the event, and the first for 56 years.

Sydney sixth-placer Idowu fouled out in the final. His first effort was in the 17.70 range.

Beijing, 21 Aug 2008

1, (5)	Nelson Evora	POR	17.67
2, (7)	Phillips Idowu	GBR	17.62
3, (8)	Leevan Sands	BAH	17.59
4, (9)	David Girat	CUB	17.52
5, (12)	Marian Oprea	ROU	17.22
6, (4)	Jadel Gregório	BRA	17.20
7, (11)	Larry Achike	GBR	17.17
8, (6)	Viktor Kuznetsov	UKR	16.87

(Competitors: 39; Countries: 27; Finalists: 12)

Series	1	2	3	4	5	6
Evora	17.31	17.56	x	17.67	17.24	16.52
Idowu	17.51	17.31	17.62	x	17.26	16.41
Sands	16.91	16.55	17.59	17.26	17.32	x
Girat	17.27	17.52	17.24	17.48	x	17.08
Oprea	17.22	x	x	x	x	16.69
Gregorio	17.14	16.55	13.79	16.83	16.78	17.20
Achike	16.74	x	17.17	x	17.04	x
Kuznetsov	16.71	16.87	x	16.81	16.48	x

Four jumpers went beyond 17.00 but failed to qualify, with Cuba's Alexis Copello producing the longest-ever non-qualifier of 17.09. An even dozen made the 17.10 standard, led by Idowu's easy 17.44.

The British World Indoor Champion, undefeated in 2008 was the favourite, and duly led after the first round of the final with 17.51. 2007 World Champion Evora improved from 17.31 to 17.56 in round 2 to take the lead, and was followed by Girat's 17.52. Sands produced a Bahamian record 17.59 in the third round, immediately after Idowu had jumped 17.62. Evora showed his competitive ability with 17.67 in round 4 (17.80 from toe to heel). The Portuguese jumper effectively deflated the competition with no-one thereafter able to get beyond 17.32, and thus won Portugal's first ever field event gold or medal.

MEN'S TRIPLE JUMP

The Best on Points

31	Viktor Saneyev URS (GEO)	1968-1, 1972-1, 1976-1, 1980-2
20	Vilho Tuulos FIN	1920-1, 1924-3, 1928-3
	Mike Conley USA	1984-2, 1992-1, 1996-4

Most Finals

4	Adhemar da Silva BRA	1948-8, 1952-1, 1956-1, 1960-14
	Saneyev	
	Yoelbi Quesada CUB	1992-6, 1996-3, 2000-4, 2004-8

Most Appearances

4	da Silva	
	Saneyev	
	Francis Doodoo GHG	1984-23Q, 1988-17Q, 1992-nm/Q, 1996-26Q
	Jonathan Edwards GBR	1988-23Q, 1992-35Q, 1996-2, 2000-1
	Brian Wellman BER	1988-34Q, 1992-5, 1996-6, 2000-19=Q
	Quesada	

Placing Table

	G	S	B	4	5	6	7	8	M	Points
USA	6	6	3	6	8	6	4	4	15	200
URS/EUN	4	5	4	2	1	1	1	-	13	110
GBR	3	3	1	3	1	1	1	2	7	77
SWE	3	3	2	1	1	-	2	2	8	72
BRA	2	1	3	-	2	1	1	1	6	55
JPN	3	1	1	1	-	3	1	1	5	54
FIN	1	-	2	1	1	2	1	2	3	39
CUB	-	1	1	4	-	1	-	1	2	37
AUS	1	1	1	-	1	1	1	1	3	31
GER	-	1	-	1	2	2	2	1	1	31
POL	2	-	-	-	-	1	3	1	2	26
NOR	-	-	1	2	1	1	-	3	1	26
ROU	-	1	-	1	2	-	-	1	1	21
BUL	1	-	-	-	-	1	2	-	1	15
CAN	-	1	-	1	-	1	-	-	1	15
GRE	-	-	1	-	1	1	1	-	1	15
FRA	-	1	-	-	1	1	-	-	1	14
RUS	-	-	2	-	-	-	1	-	2	14
BAH	-	-	2	-	-	-	-	-	2	12
ISL	-	1	-	-	1	-	-	-	1	11
POR	1	-	-	-	-	-	-	-	1	8
ARG	-	1	-	-	-	-	-	-	1	7
ITA	-	-	1	-	-	-	-	1	1	7
HUN	-	-	-	1	-	-	1	-	0	7
BER	-	-	-	-	1	1	-	-	0	7
TUR	-	-	1	-	-	-	-	-	1	6
VEN	-	-	1	-	-	-	-	-	1	6
CHN	-	-	-	1	-	-	-	1	0	6
NED	-	-	-	-	1	-	1	-	0	6
TCH (CZE)	-	-	-	-	1	-	1	-	0	6
DEN	-	-	-	1	-	-	-	-	0	5
IRL	-	-	-	1	-	-	-	-	0	5
ARM	-	-	-	-	1	-	-	-	0	4
SEN	-	-	-	-	-	1	-	1	0	4
NGR	-	-	-	-	-	-	1	-	0	2
UKR	-	-	-	-	-	-	-	1	0	1
Totals	27	27	27	27	27	26	25	24	81	962

Breakdown of URS/EUN placings:

RUS	-	2	3	2	1	1	-	-	5	49
GEO	3	1	-	-	-	-	-	-	4	31
BLR	-	2	1	-	-	-	1	-	3	22
EST	1	-	-	-	-	-	-	-	1	8
Totals	4	5	4	2	1	1	1	-	13	110

Breakdown of GBR placings:

GBR	1	2	1	2	1	1	1	2	4	49
IRL	2	1	-	1	-	-	-	-	3	28
Totals	3	3	1	3	1	1	1	2	7	77

Breakdown of GER placings:

GER	-	-	-	1	1	1	2	1	0	17
GDR	-	1	-	-	-	-	-	-	1	7
FRG	-	-	-	-	1	1	-	-	0	7
Totals	-	1	-	1	2	2	2	1	1	31

4, Viggo Jensen DEN 10+
(Competitors: 7; Countries: 4)

The shot was put from a 2.13 (7-foot) square, and the event was very close, with the local crowd vociferously disappointed at Garrett's victory over Gouskos. *The Field* reported that only four men took part, but some sources also give the following throwers: 5, Carl Schumann GER 10.00e, 6, Fritz Hofmann GER, 7, Ellery Clark USA.

Paris, 15 Jul 1900

1,	Richard Sheldon	USA	14.10OR
2,	Josiah McCracken	USA	12.85
3,	Robert Garrett	USA	12.35
4,	Rezső Crettier	HUN	12.07
5,	Panayiotis Paraskevopoulos	GRE	11.52
6,	Gustav Söderström	SWE	11.18
7,	Artur Coray	HUN	11.13
8,	Truxton Hare	USA	10.92

(Competitors: 11; Countries: 5)

As in 1896, the shot was thrown from a 7-foot square. Sheldon led the Saturday qualifying round with 13.80 from McCracken (12.85) and Garrett (12.35). The last two refused to compete in the final round held on Sunday, but their marks held up for second and third, as Crettier could improve only from 11.58 to 12.05 in fourth place. Sheldon improved to 14.10 to cement an easy win.

St. Louis, 31 Aug 1904

1,	Ralph Rose	USA	14.81WR
2,	Wesley Coe	USA	14.40
3,	Lawrence "Leon" Feuerbach	USA	13.37
4,	Martin Sheridan	USA	12.39
5,	Charles Chadwick	USA	
6,	Albert Johnson	USA	
7,	John Guiney	USA	
	Nicolaos Yeorgantas	GRE	DQ (for throwing rather than putting)

(Competitors: 8; Countries: 2)

The 19 year-old Ralph Rose had set a world best earlier in the year with 14.81, but the young giant (1.98/107Kg) was untested in big competition, so was no more than co-favourite with the much smaller (1.78/95Kg) Wesley Coe. Rose opened up with 14.325, and Coe began with an effort of 14.01. The positions remained the same until the first round of the finals, when Rose slightly extended his lead with 14.35, only to be overtaken by Coe with 14.40. Rose reacted with a word record-equaling put of 14.81 to the delight of the people present. Feuerbach was an easy third, but the top two would have been threatened by Ireland's Denis Horgan had he been present. The Irishman threw 14.88 in Ireland less than three weeks after the St Louis event.

Athens, 27 Apr 1906

1,	Martin Sheridan	USA	12.325
2,	Mihály Dávid	HUN	11.83
3,	Eric Lemming	SWE	11.26
4,	André Tison	FRA	11.02
5,	Vasilis Papayeyriou	GRE	11.00

(Competitors: 17; Countries: 8)

In the absence of Rose, Coe (who had set a world record of 15.09 in the 1905 US Championships) and Horgan, the event was a low-quality affair with Sheridan winning by a clear half metre from Dávid. The furthest throw was actually recorded by Verner Järvinen, who reached 13.09. However, the officials decided that the Finn was throwing rather than putting the shot.

Shot Put

Athens, 7 Apr 1896

1,	Robert Garrett	USA	11.22OR
2,	Miltiades Gouskos	GRE	11.20
3,	Yorgos Papasideris	GRE	10.36

London, 16 Jul 1908

1,	Ralph Rose	USA	14.21
2,	Denis Horgan IRL	GBR	13.62
3,	John Garrels	USA	13.18
4,	Wesley Coe	USA	13.07
5,	Edmond Barrett	GBR	12.89
6,	"Bill" Horr	USA	12.83
7,	Jalmari Sauli	FIN	12.58
8,	Lee Talbott	USA	11.63

(Competitors: 26; Countries: 8)

Series	Qualifying		Final
Rose	14.08	14.08 ?	14.21
Horgan	13.33	13.62	
Garrels	13.18	13.18	

Rose and the comparatively diminutive (1.77/108Kg) Horgan finally met, with victory going to Rose. In wet and slippery conditions Rose led the qualifiers with 14.08, with Horgan a long way back with 13.33. The final qualifier was Garrels, who failed to improve in the final on his effort of 13.18. Both Rose and Horgan improved in the final with 14.21 and 13.62 respectively. Rose threw 14.375 after the competition, but was a long way from the puts of 50 feet plus (15.24) that he had produced in practice shortly after arriving in London.

Stockholm, 10 Jul 1912

1,	Pat McDonald	USA	15.34OR
2,	Ralph Rose	USA	15.25
3,	Lawrence Whitney	USA	13.93
4,	Elmer Niklander	FIN	13.65
5,	George Philbrook	USA	13.13
6,	Imré Mudin	HUN	12.81
7,	Einar Nilsson	SWE	12.62
8,	Patrick Quinn	GBR	12.53

(Competitors: 22; Countries: 14; Finalists: 3)

Series	1	2	3	4	5	6
McDonald	14.54	x	14.78	15.34	x	x
Rose	14.98	x	15.25	14.71	x	x
Whitney	13.37	x	13.93			
Niklander	13.52	x	13.65			
Philbrook	12.84	13.13	x			
Mudin	x	x	12.81			
Nilsson	12.18	12.62	12.62			

Rose, who had ballooned from 107kg to 127kg since 1904, was favourite to beat 1911 US Champion McDonald, and his lead over McDonald after the qualifying rounds suggested that the "status quo" was being properly maintained. The relatively small (1.81/86Kg) Whitney exhibited smooth technique in taking the last qualifying place well behind his two countrymen. In the first round of the final McDonald produced a lifetime best of 15.34 to take the gold medal. Rose's 14.71 in the same round was his best throw of the finals.

Antwerp, 18 Aug 1920

1,	"Ville" Pörhölä	FIN	14.81
2,	Elmer Niklander	FIN	14.155
3,	Harry Liversedge	USA	14.15
4,	Pat McDonald	USA	14.08
5,	Einar Nilsson	SWE	13.87
6,	Harald Tammer	EST	13.605
7,	George Bihlman	USA	
8,	Howard Cann	USA	

(Competitors: 20; Countries: 10; Finalists: 6)

Series	Qualifying		Final
Pörhölä	14.10	13.915	14.255 14.81
Niklander	14.155	x	13.50 14.08
Liversedge	13.87	13.55	x 14.15
McDonald	14.08	x	13.50 14.08
Nilsson	13.735	13.87	

Although records show that Pörhölä won the Olympic title, it was Niklander who was the dominant shot putter in Finland in the first 25 years of the century. He won the Finnish title no less than 11 times between 1909 and 1924, whereas Pörhölä took just one title, in 1922. Niklander led the qualifying, but after a mediocre effort of 13.915 in round 4, Pörhölä took the lead with his next throw of 14.255. He then made his winning effort with his final throw. Liversedge also moved up in the last round to take bronze from McDonald, who had damaged his hand in practice.

Paris, 8 Jul 1924

			Qualifying
1, (A3)	"Bud" Houser	USA	14.995 14.995
2, (B2)	Glenn Hartranft	USA	14.895 14.40
3, (A2)	Ralph Hills	USA	14.64 14.50
4, (B10)	Hannes Torpo	FIN	14.45 14.45
5, (C2)	Norman Anderson	USA	14.29 14.29
6, (B9)	Elmer Niklander	FIN	14.265 14.265
7, (A10)	"Ville" Pörhölä	FIN	14.10
8, (A7)	Bertil Jansson	SWE	13.76

(Competitors: 28; Countries: 15; Finalists: 6)

Hartranft, a tall rawboned type (1.88/85Kg) was a superb athlete, capable of running 100y in 10.0. He topped the world shot list in 1924, but was outshone by the slightly smaller (1.85/85Kg) Houser at both the US Championships, and in Paris. Hartranft was only fourth after the qualifying round, which was conducted in groups, but moved up to second in the final three rounds with his 14.98. Hills was the only other putter to improve in the final, consolidating his third place with 14.64. Despite throwing further than in 1920, Niklander finished four places lower in his fourth Olympic Games.

Amsterdam, 29 Jul 1928

1, (B11)	John Kuck	USA	15.87WR
2, (A7)	Herman Brix	USA	15.75
3, (B4)	Emil Hirschfeld	GER	15.72
4, (A8)	Eric Krenz	USA	14.99
5, (A1)	Armas Wahlstedt (Valste)	FIN	14.69
6, (A2)	Wilhelm Uebler	GER	14.69
7, (B12)	Harlow Rothert	USA	14.68
8, (B6)	József Darányi	HUN	14.35

(Competitors: 22; Countries: 14; Finalists: 12)

Series	1	2	3	4	5	6
Kuck	15.00	14.80e	15.03	15.10e	15.87	15.20e
Brix	15.75	15.30e	15.20e	15.40e	15.20e	15.50e
Hirschfeld	15.72	14.98	15.52	15.63	14.78	15.01
Krenz	13.80	14.99				
Wahlstedt	14.69	14.40e	13.90e	14.00e	14.00e	13.90
Uebler	14.69	14.64	14.66	14.05	13.91	14.58

Emil Hirschfeld ended 1928 with 11 of the best 13 marks of the year, but his best marks occurred after Amsterdam, where he had his only loss in 19 competitions that year. Herman Brix, winner of the US Trials with 15.54, well ahead of Rothert and Kuck, was considered the principal rival to Hirschfeld. Competing in the first qualifying group the muscular (1.90/100Kg) Brix opened with 15.75, while the smaller (1.87/98Kg) German led the other group with 15.72. Only Kuck was able to reach 15 metres behind them.

The battle between the two principals was rudely interrupted by Kuck in the fifth round, as he produced a world record – 15.87 – to stun the other two. Kuck was reputed to have thrown vast distances in practice; one report mentions 55 feet (16.76). Brix later changed his name to Bruce Bennett, and won fame and fortune as a film star in the role of "Tarzan". Fifth place was determined by a throw-off, won by Wahlstedt, 13.92, ahead of Uebler's 13.82. The new champion, the

biggest of the three medallists at 1.90/102kg, was an accomplished all-round thrower, and topped the world javelin list in 1926 with 65.63.

Los Angeles, 31 Jul 1932

1,	Leo Sexton	USA	16.005OR
2,	Harlow Rothert	USA	15.675
3,	František Douda CZE	TCH	15.61
4,	Emil Hirschfeld	GER	15.56
5,	Nelson Gray	USA	15.46
6,	Hans-Heinrich Sievert	GER	15.07
7,	Zygmunt Heljasz	POL	14.80
8,	József Darányi	HUN	14.68

(Competitors: 16; Countries: 11; Finalists: 10)

Series	1	2	3	4	5	6
Sexton	15.60	15.58	15.77	15.94	15.37	16.00
Rothert	15.67	15.67	15.43	14.99	x	x
Douda	15.61	15.24	14.49	15.05	15.22	15.33
Hirschfeld	15.21	15.36	15.02	15.38	15.54	15.56
Gray	15.46	14.90	14.84	13.74	x	x
Sievert	13.87	14.99	14.75	15.07	x	x
Heljasz	13.80	14.80	14.49			
Darányi	14.58	14.68	14.67			

The pre-Olympic list was headed by Herman Brix and Leo Sexton, but Brix placed only fifth in the US Trials behind the consistent Sexton, who finished the year with six of the season's 10 puts over 16m. In the Olympic final, Rothert moved up from seventh in 1928 to take the lead for the first two rounds with 15.67. He was overtaken by Sexton, who threw 15.77 and then 15.94 before reaching 16m in the last round. Douda's 15.61 in the first round held up against Hirschfeld's two 15.50+ efforts in the final two rounds, while Sievert showed his area of strength as a decathlete in taking 6th place – over the next two years he would improve the decathlon world record three times.

Berlin, 2 Aug 1936

1,	Hans Woellke	GER	16.20OR
2,	Sulo Bärlund	FIN	16.12
3,	Gerhard Stöck	GER	15.66
4,	Samuel Francis	USA	15.45
5,	Jack Torrance	USA	15.38
6,	Dimitri Zaitz	USA	15.32
7,	František Douda CZE	TCH	15.28
8,	Arnold Viiding	EST	15.23

(Competitors: 22; Countries: 14; Finalists: 15)

Series	1	2	3	4	5	6
Woellke	15.96	14.76	15.72	15.90	16.20	14.98
Bärlund	15.68	16.03	14.98	15.52	16.12	15.42
Stöck	15.56	15.56	15.14	15.29	14.78	15.66
Francis	15.45	15.09	15.09	x	14.57	13.61
Torrance	15.38	14.40	15.34	14.79	14.57	14.56
Zaitz	15.32	14.16	14.09	14.09	x	14.85
Douda	15.09	15.05	15.28			
Viiding	14.72	14.31	15.23			

In 1934 the huge (1.90/138Kg) Torrance had thrown a world record of 17.40, but had never again thrown beyond 17. He topped the pre-Olympic list with 16.61, but was only 7cm ahead of Hans Woellke. In the event, Torrance had a poor day, with just two throws barely beyond 50 feet (15.24), while Woellke battled with Sulo Bärlund for gold.

Fifteen men in all qualified for the final by exceeding 14.50. Woellke opened with 15.96, and Bärlund countered in the next round with 16.03, which held up as the lead until the penultimate round when Woellke reached 16.20, while the Finn also threw his best of 16.12 in the same round. The best American was Sam Francis, who edged Torrance and 18 year-old Dmitriy Zaitz. All three were beaten for bronze by Stöck, who had three throws beyond the best mark of Francis.

London, 3 Aug 1948

1,	(10) Wilbur Thompson	USA	17.12OR
2,	(2) Jim Delaney	USA	16.68
3,	(3) Jim Fuchs	USA	16.42
4,	(8) Mieczysław Lomowski	POL	15.43
5,	(1) Gösta Arvidsson	SWE	15.37
6,	(7) Yrjö Lehtilä	FIN	15.05
7,	(6) Jaakko Jouppila	FIN	14.59
8,	(12) Čestmír Kalina CZE	TCH	14.55

(Competitors: 24; Countries: 15; Finalists: 12)

Series	1	2	3	4	5	6
Thompson	16.47	17.12	16.97	16.67	16.80	x
Delaney	16.14	16.68	15.88	16.03	16.03	16.28
Fuchs	16.32	16.42	15.60	15.56	14.82	16.28
Arvidsson	14.94	15.16	x	15.37	x	15.22

Until June, Charles Fonville (USA) was the best putter in the world with all 13 of the year's recorded 17m throws, but he then aggravated an old spinal injury and placed only fourth at the US Trials. Any of the three Americans could now win, and Fuchs led the qualifiers. In the final Thompson was the best thrower, with the top throw of the three Americans in each round. He finished with three throws beyond the best of Delaney. Thompson's last round throw was a foul in the region of 17.50, and the worst throw from the US men was almost a metre up on the rest of the world.

Helsinki, 21 Jul 1952

1,	Parry O'Brien	USA	17.41OR
2,	Darrow Hooper	USA	17.39
3,	Jim Fuchs	USA	17.06
4,	Otto Grigalka RUS	URS	16.78
5,	Roland Nilsson	SWE	16.55
6,	John Savidge	GBR	16.19
7,	Georgiy Fyodorov GEO	URS	16.06
8,	Per Stavem	NOR	16.02

(Competitors: 20; Countries: 14; Finalists: 13)

Series	1	2	3	4	5	6
O'Brien	17.41	17.21	16.79	16.87	17.12	16.53
Hooper	17.02	16.59	17.08	16.90	16.93	17.39
Fuchs	16.93	x	x	x	17.06	x
Grigalka	16.53	16.78	15.91	16.27	16.29	16.33
Nilsson	16.55	16.08	16.33	x	x	x
Savidge	16.17	16.18	x	16.19	16.03	x
Fyodorov	15.98	16.01	16.06			
Stavem	15.14	16.02	15.31			

Less than two inches had separated the three Americans at the US Trials, with Hooper the winner, so it was clear that this would be a close battle. The qualifying round eliminated the seven athletes who could not reach 14.60 and saw just four athletes with 50 feet efforts, led by O'Brien with 16.05.

In the final, the weather began to change as the athletes warmed up. Mindful of the problems of operating from a wet circle, O'Brien focused his energies on his first throw, hurling the 16lb ball out to 17.41 and a new Olympic record ahead of Hooper's 17.02 earlier in the round. With Fuchs at 16.93 in the opening round the medals were settled, though Grigalka showed good competitive qualities in reaching 16.78 ahead of US College-educated Roland Nilsson (16.55) and Britain's massive (2.00/110Kg) marine John Savidge (16.19). Fuchs had three fouls, trying too hard to counter injuries to his wrist and ankle, before hitting 17.06, his best for the day. Hooper just missed gold with his final effort of 17.39.

Melbourne, 28 Nov 1956

1,	Parry O'Brien	USA	18.57OR
----	---------------	-----	---------

2,	Bill Nieder	USA	18.18
3,	Jiří Skobla CZE	TCH	17.65
4,	Ken Bantum	USA	17.48
5,	Boris Balyayev RUS	URS	16.96
6,	Erik Uddebom	SWE	16.65
7,	Karl-Heinz Wegmann GER/FRG		16.63
8,	Yorgos Tsakanikas	GRE	16.56

(Competitors: 14; Countries: 10; Finalists: 14)

Series	1	2	3	4	5	6
O'Brien	17.92	18.47	18.37	18.45	18.57	18.23
Nieder	x	17.61	17.81	16.82	18.18	x
Skobla	17.39	16.70	17.34	17.51	17.05	17.65
Bantum	16.99	x	16.27	17.48	x	x
Balyayev	16.96	16.05	16.58	15.96	16.11	16.24
Uddebom	16.54	x	16.65	15.74	16.06	16.31
Wegmann	16.43	16.63	16.37			
Tsakanikas	x	16.56	15.52			

By 1956 O'Brien had fully developed the technique which would be the model for all throwers in following decades. Using the circle to its full diameter O'Brien effectively increased the arc that the shot had to travel before leaving the athlete, and distances increased as a result. This, together with intense weight training and every possible psychological stimulus, made O'Brien the most formidable athlete of his generation. In 20 competitions in 1956 before Melbourne O'Brien averaged 18.49, a distance no other putter had ever reached. O'Brien contented himself with 16.63 in qualifying, behind Skobla (17.09), and Nieder (16.76), as 14 men reached the weak qualifying standard of 14.00.

In the final, O'Brien led the field with what would turn out to be his worst throw – 17.92, with Skobla in second (17.39) ahead of the athletic giant (1.98/107Kg) Bantum. O'Brien went over 60 feet in the next round with 18.47, as Nieder got a fair throw of 17.61, which he improved upon in the next round to 17.81. Bantum moved up to 17.48 in round 4, but Skobla countered with 17.51. The Czech, son of Jaroslav, who had won the heavyweight title in weightlifting in 1932, secured third place with 17.65 in the final round. Earlier, Nieder had taken off the bandage on his injured knee for freer movement and pushed the shot out to 18.18. O'Brien also reached his best of the day in the fifth round with 18.57.

Rome, 31 Aug 1960

1,	Bill Nieder	USA	19.68OR
2,	Parry O'Brien	USA	19.11
3,	Dallas Long	USA	19.01
4,	Viktor Lipsnis UKR	URS	17.90
5,	Mike Lindsay	GBR	17.80
6,	Alfred Sosgórnik	POL	17.57
7,	Dietrich Urbach	GER/FRG	17.47
8,	Martyn Lucking	GBR	17.43

(Competitors: 24; Countries: 17; Finalists: 15)

Series	1	2	3	4	5	6
Nieder	18.67	18.77	x	18.67	19.68	x
O'Brien	18.77	19.11	x	18.64	17.41	18.39
Long	16.80	18.88	18.66	18.25	x	19.01
Lipsnis	17.28	17.90	17.51	x	x	17.83
Lindsay	17.63	17.61	17.80	17.09	17.39	17.43
Sosgórnik	17.57	17.40	x	x	17.52	17.39
Urbach	17.34	17.05	17.47			
Lucking	17.21	16.71	17.43			

The three Americans, all of whom had set world records during the season, were favoured to take the three medals; Britain's Arthur Rowe was their biggest threat. However, Rowe had a nightmare qualifying competition, overcome by nerves. He reached 16.68, but the qualifying standard was set at 16.75, which 15 athletes did manage to exceed. Italy's Meconi, and Zsigmond Nagy (HUN) also failed to qualify, while Hungary's best, Vilmos Varjú, missed the Games with a broken leg.

O'Brien, chasing his third consecutive gold, outgunned Nieder in the

first round of the final, 18.77 to 18.67. He did so again in the next round 19.11 to 18.77, while Long slipped into second place with 18.88. Lipsnis led the battle behind the Americans with 17.90, ahead of Britain's Mike Lindsay (17.80).

Nieder had placed fourth in the US Trials, but after third placer Dave Davis suffered a wrist injury and Nieder broke his own world record with 20.07, the Melbourne silver medallist was given Davis's spot. The relationship between Nieder and the intense O'Brien was little short of vitriolic, and Nieder felt certain that he could win after a practice put of 20.44. However, he felt he did not have the power of concentration that O'Brien possessed. Nieder came good with a fifth round throw of 19.68, the third best of all-time, which was good enough for the win. The precocious Long, who had thrown 61 feet while still aged 17, improved in the last round to 19.01 and stayed in third place.

Tokyo, 17 Oct 1964

1,	(7)	Dallas Long	USA	20.33OR
2,	(6)	Randy Matson	USA	20.20
3,	(13)	Vilmos Varjú	HUN	19.39
4,		Parry O'Brien	USA	19.20
5,		Zsigmond Nagy	HUN	18.88
6,	(1)	Nikolay Karasyov RUS	URS	18.86
7,		Les Mills	NZL	18.52
8,		Adolfas Varanauskas LTU	URS	18.41

(Competitors: 22; Countries: 14; Finalists: 13)

Series	1	2	3	4	5	6
Long	19.61	19.55	19.34	20.33	19.90	x
Matson	18.53	19.19	19.88	20.20	x	19.62
Varjú	19.23	x	19.39	19.29	18.97	19.25
O'Brien	18.95	18.86	19.20	18.32	18.62	18.84
Nagy	18.77	x	18.50	18.43	x	18.88
Karasyov	18.86	18.26	x	18.14	17.98	18.18
Mills	18.19	18.50	18.52			
Varanauskas	x	18.30	18.41			

Dallas Long broke his own world record four times in 1964, improving from 20.10 to 20.68, and was a solid favourite with Randy Matson, the 19 year-old giant (1.99/109Kg) equally favoured for silver. O'Brien made the team for the fourth time, and was expected to vie with Varjú and Komar. Long, with shoulders the size of football pads, took the lead immediately with 19.61 to Varjú's 19.23, while Matson got beyond 19m in round 2 and improved to 19.88 to take the lead in the third round. It was in that round when both Varjú (19.39) and O'Brien (19.20) had their best throws of the day. The main action occurred in round 4 as Matson set a world junior best of 20.20, to which Long replied with 20.33, helping the shot on its way with a leonine roar. Komar disappointed, with only 18.20 in ninth place.

Mexico City, 14 Oct 1968

1,	(1)	Randy Matson	USA	20.54
2,	(4)	George Woods	USA	20.12
3,	(2)	Eduard Gushchin RUS	URS	20.09
4,	(3)	Dieter Hoffmann	GDR	20.00
5,	(7)	Dave Maggard	USA	19.43
6,	(9)	Władysław Komar	POL	19.28
7,	(8)	Uwe Grabe	GDR	19.03
8,	(6)	Heinfried Birlenbach	FRG	18.80

(Competitors: 19; Countries: 14; Finalists: 12)

Series	1	2	3	4	5	6
Matson	20.54	20.09	18.67	20.15	20.02	20.18
Woods	20.12	x	x	x	19.19	x
Gushchin	20.09	19.45	19.69	x	x	19.41
Hoffmann	20.00	19.33	19.75	19.68	19.85	19.86
Maggard	19.43	19.33	18.46	18.90	19.15	x
Komar	18.66	19.28	18.54	x	x	19.21
Grabe	18.20	18.74	19.03	17.43	17.66	18.34
Birlenbach	18.80	18.48	x	18.13	18.67	x

Matson, probably the finest talent the event has seen, bettered the world record five times in the years 1965-67, improving Long's mark by more than a metre to 21.78. By 1968, the world had begun to catch up and the number of 20m throwers increasing from two in 1967 to seven in Olympic year. Matson actually placed third in the US Trials, but was still a universal choice to win in Mexico. He opened with a qualifying effort of 20.68 to break the Olympic record, and won gold with the first throw of the final, 20.54. The tension of the occasion reduced the expected distances, and all of the top five attained their best throws in round 1. With five efforts beyond 20m Matson was clearly the best thrower in the event.

Munich, 9 Sep 1972

1, (14) Władysław Komar	POL	21.18OR
2, (11) George Woods	USA	21.17
3, (6) Hartmut Briesenick	GDR	21.14
4, (13) Hans-Peter Gies	GDR	21.14
5, (10) Al Feuerbach	USA	21.01
6, (7) Brian Oldfield	USA	20.91
7, (15) Heinfried Birlenbach	FRG	20.37
8, (9) Vilmos Varjú	HUN	20.10

(Competitors: 29; Countries: 19; Finalists: 18)

Series	1	2	3	4	5	6
Komar	21.18	x	20.55	20.74	20.80	x
Woods	20.55	20.17	20.71	21.17	20.88	21.05
Briesenick	20.97	20.91	21.02	21.14	20.61	20.54
Gies	21.14	21.00	21.01	20.62	x	x
Feuerbach	20.90	20.29	x	20.86	21.01	20.28
Oldfield	20.85	20.60	20.87	20.54	20.91	20.13
Birlenbach	20.37	x	x	19.89	x	20.13
Varjú	20.10	x	x	x	19.67	19.65

This was expected to be a duel between the USA and GDR, with the gargantuan (1.88/136Kg) Woods the slight favourite. Briesenick became the first to put further than 20m with 20.97, and was followed by Oldfield with 20.85 and Feuerbach on 20.90, before the athletic-looking Gies (1.94/105Kg) blasted the shot out to 21.14. Komar then produced a Polish record 21.18 accompanied by an enormous roar to take the lead.

After the excitement of the first round, only Briesenick and Gies had 21m efforts in the next two rounds. Briesenick then took second place on countback by throwing 21.14 in the fourth round, to be followed by Woods, who overcame his nerves to push the ball out to a tantalisingly close 21.17. Feuerbach became the fifth man to beat 21m in round 5, and Woods then came up for his last throw. It hit Komar's marker before reaching the ground, so one felt it would have been further than 21.18, but was measured at 21.05! The explanation was that Komar's marker was not in the right place. All told, Matson's Olympic record was beaten 20 times by the top six.

Montreal, 24 Jul 1976

1, (3) Udo Beyer	GDR	21.05
2, (10) Yevgeniy Mironov	RUS	21.03
3, (6) Aleksandr Baryshnikov	RUS	21.00
4, (12) Al Feuerbach	USA	20.55
5, (8) Hans-Peter Gies	GDR	20.47
6, (5) Geoff Capes	GBR	20.36
7, (7) George Woods	USA	20.26
8, (11) Hans Höglund	SWE	20.17

(Competitors: 23; Countries: 17; Finalists: 12)

Series	1	2	3	4	5	6
Beyer	20.38	20.50	20.49	x	21.05	20.45
Mironov	19.67	20.38	20.14	20.17	21.03	20.06
Baryshnikov	20.53	20.27	21.00	20.96	20.58	x
Feuerbach	19.74	20.55	20.07	20.21	20.10	20.32
Gies	19.98	20.19	20.47	20.45	20.11	20.13
Capes	20.15	20.21	20.36	20.32	20.31	x
Woods	20.13	19.97	20.20	20.26	x	19.87
Höglund	20.17	20.10	19.85	19.61	x	x

Baryshnikov had set the first world record with the rotational technique earlier in the month, 22.00. He launched the shot to an Olympic record of 21.32 in the qualifying round, and led the final from round 1 with 20.53. The Russian responded to Feuerbach's second round 20.55 with 21.00. Round 5 changed the picture, as Beyer moved from fifth to first with 21.05, and Mironov powered a throw out to 21.03, leaving the the highly-regarded Americans and Capes well behind.

Moscow, 30 Jul 1980

1, (4) Vladimir Kiselyov	UKR	URS	21.35OR
2, (8) Aleksandr Baryshnikov	RUS	URS	21.08
3, (6) Udo Beyer		GDR	21.06
4, (5) Reijo Ståhlberg		FIN	20.82
5, (3) Geoff Capes		GBR	20.50
6, (2) Hans-Jürgen Jacobi		GDR	20.32
7, (10) Jaromír Vlk	CZE	TCH	20.24
8, (12) Vladimir Milić	CRO	YUG	20.07

(Competitors: 16; Countries: 11; Finalists: 12)

Series	1	2	3	4	5	6
Kiselyov	21.10	20.86	21.03	21.00	x	21.35
Baryshnikov	20.20	21.08	20.66	20.39	x	x
Beyer	x	20.70	21.06	20.98	x	x
Ståhlberg	19.83	x	20.20	19.63	20.82	20.58
Capes	20.50	x	19.47	x	19.69	19.23
Jacobi	20.32	x	19.80	19.50	x	20.00
Vlk	20.24	x	19.77	19.62	19.84	20.01
Milić	20.07	x	19.69	x	20.06	x

The principal absentees caused by the boycott were Ralf Reichenbach (FRG) and Brian Oldfield (USA), who would almost certainly have been medal contenders. The favourite was defending champion Beyer, who had been the undisputed number one thrower in the world for three years. The stocky (1.87/120Kg) but quick Kiselyov took the lead from Geoff Capes's 20.50 in the fourth round with 21.10, which would prove enough to win.

Baryshnikov rotated to 21.08, and another Olympic medal, in the second round, while Beyer, who looked curiously flat, only surpassed 21m in the third round. It transpired that Beyer had injured his back at the start of the final. Of the non-medallists only Ståhlberg improved in the second half, with 20.82 in the fifth round. Only Kiselyov reached 21m in the second half of the final, with 21.00 in the fourth round, and then 21.35 with his final throw to beat Baryshnikov's Olympic record.

Los Angeles, 11 Aug 1984

1, (3) Alessandro Andrei	ITA	21.26
2, (10) Michael Carter	USA	21.09
3, (5) Dave Laut	USA	20.97
4, (9) Augie Wolf	USA	20.93
5, (11) Werner Günthör	SUI	20.28
6, (7) Marco Montelatici	ITA	19.98
7, (4) Sören Tallhem	SWE	19.81
8, (2) Erik de Bruin	NED	19.65

(Competitors: 19; Countries: 13; Finalists: 12)

Series	1	2	3	4	5	6
Andrei	20.41	20.97	21.26	20.55	20.92	20.96
Carter	20.63	20.69	21.09	20.42	x	20.38
Laut	20.12	18.39	x	20.03	20.31	20.97
Wolf	20.04	19.91	19.41	20.08	19.74	20.93
Günthör	20.28	x	x	19.38	x	20.11
Montelatici	19.88	19.26	19.98	19.35	19.85	x
Tallhem	19.81	x	19.54	x	x	-
de Bruin	19.65	x	x	-	x	x

The USA were expected to sweep the medals ahead of Andrei and Günthör. For the American crowd Michael Carter was the best known. This was because he was expected to join the San Francisco 49ers football team after the Games, rather than for his prowess as a shot putter.

Carter led the first round with 20.63, before being passed by Andrei, a solid (1.91/118Kg) but not gigantic putter with a smooth glide technique. The Italian improved further in round 3 to 21.26, with Carter countering each time – 20.69 and then 21.09. These two were well ahead of the physically awesome Günthör (2.00/115Kg), who led the rest with 20.28. The Swiss held third until round 5, when the pre-meet favourite Dave Laut spun a throw out to 20.31. He improved to a more respectable 20.97 in round 6. Laut needed this as big (2.01/127Kg) Augie Wolf reached 20.93 two throws later. Carter went on to win three Superbowl winners' rings with the San Francisco 49ers.

Seoul, 23 Sep 1988

1, (11)	Ulf Timmermann	GDR	22.47 ^{OR}
2, (7)	Randy Barnes	USA	22.39
3, (6)	Werner Günthör	SUI	21.99
4, (9)	Udo Beyer	GDR	21.40
5, (8)	Remigius Machura CZE	TCH	20.57
6, (2)	Gert Weil	CHI	20.38
7, (5)	Alessandro Andrei	ITA	20.36
8, (3)	Sergey Smirnov RUS	URS	20.36

(Competitors: 21; Countries: 17; Finalists: 12)

Series	1	2	3	4	5	6
Timmermann	22.02	21.31	22.16	21.90	22.29	22.47
Barnes	20.17	20.72	x	21.31	21.01	22.39
Günthör	21.45	21.59	21.70	20.98	21.99	21.61
Beyer	x	21.40	20.84	20.82	21.30	21.31
Machura	20.57	20.03	20.16	20.36	20.12	20.29
Weil	20.22	20.09	x	20.23	20.21	20.38
Andrei	19.71	20.17	20.06	19.93	20.36	20.26
Smirnov	20.11	x	20.36	x	x	x

This was possibly the best shot competition ever, and one of the greatest Olympic battles in history. Timmermann, the athletic (1.94/108Kg) GDR thrower was favourite to win ahead of World Champion Günthör. Timmermann led the qualifiers with 21.27.

After Günthör reached an Olympic record 21.45 in the first round of the final, the East German stamped his authority on the event with a massive 22.02. Udo Beyer moved into third with 21.40 in the second round, with Randy Barnes lagging behind the top three at 20.72. Günthör, recovering from a back injury, then threw 21.70 and Timmermann increased his lead with 22.16. Barnes spun the 16 pound ball out to 21.31 in round 4, but remained in fourth place.

Günthör and Timmermann improved further in the penultimate round with 21.99 and 22.29 respectively. Barnes now had one chance left. "I decided to get reckless," he said later. He powered the shot out to 22.39, the fifth Olympic record of the competition. Timmermann came up for the last throw of the competition. "I could make my place in Olympic history," he said. His throw flew out to 22.47 and his fourteenth win of an unbeaten season.

Barcelona, 31 Jul 1992

1, (9)	Mike Stulce	USA	21.70
2, (7)	Jim Doehring	USA	20.96
3, (12)	Vyacheslav Lykho RUS	EUN	20.94
4, (8)	Werner Günthör	SUI	20.91
5, (1)	Ulf Timmermann	GER	20.49
6, (5)	Klaus Bodenmüller	AUT	20.48
7, (10)	Dragan Perić YUG/SRB	IOP	20.32
8, (4)	Aleksandr Klimenko UKR	EUN	20.23

(Competitors: 26; Countries: 18; Finalists: 12)

Series	1	2	3	4	5	6
Stulce	21.49	21.58	x	21.11	21.70	x
Doehring	19.89	20.96	x	20.17	x	20.03
Lykho	20.93	20.94	20.79	x	19.99	20.35
Günthör	19.74	20.01	20.27	20.85	x	20.91
Timmermann	20.12	20.03	19.82	20.49	20.10	20.38
Bodenmüller	20.13	20.19	20.48	20.39	19.81	19.92
Perić	x	19.90	19.59	20.07	x	20.32
Klimenko	x	20.23	x	x	x	20.14

Günthör was the favourite, having thrown 21.91 in June, but the Swiss only just made it to the stadium in time for the competition, having got lost in the city. Stulce, the athletic-looking putter from Texas A&M, a constant source of great throwers (Hooper, Matson, Barnes), smoothly opened with a personal best of 21.49. Stulce then improved to 21.58, as only squat (1.83/120Kg) Doehring and Lykho could approach 21m. Günthör was fifth after three rounds, with reigning champion Timmermann seventh; both improved – Timmermann to fifth with 20.49, and Günthör one place higher with 20.91 in the final round. Stulce continued to be the most impressive, finally reaching 21.70 in the fifth round, his third personal best of the day. Dismayingly, all three medallists had been banned for drug use before 1992.

Atlanta, 26 Jul 1996

1, (2)	Randy Barnes	USA	21.62
2, (4)	John Godina	USA	20.79
3, (7)	Aleksandr Bagach	UKR	20.75
4, (6)	Paolo Dal Soglio	ITA	20.74
5, (8)	Oliver-Sven Buder	GER	20.51
6, (10)	Roman Virastyuk	UKR	20.45
7, (9)	C. J. Hunter	USA	20.39
8, (1)	Dragan Perić SRB	YUG	20.07

(Competitors: 36; Countries: 24; Finalists: 12)

Series	1	2	3	4	5	6
Barnes	19.46	20.44	x	20.26	20.32	21.62
Godina	x	19.91	19.98	20.64	20.79	x
Bagach	20.41	20.50	20.29	x	x	20.75
Dal Soglio	20.12	20.65	19.92	20.74	20.60	x
Buder	20.16	19.92	20.37	20.13	20.51	19.71
Virastyuk	19.46	19.86	20.32	20.21	20.45	x
Hunter	19.99	20.09	20.39	x	20.25	20.35
Perić	19.66	19.75	19.98	x	x	20.07

Two weeks before Atlanta, Barnes threw 22.40, the best throw in the world since 1990, and if any thrower could be said to be favourite in a fairly even field, then Barnes was that thrower.

Just 34cm separated first from sixth until the last round. John Godina reached 20.79 in the fifth round to get ahead of Paolo Dal Soglio's 20.74. Barnes, who had been languishing in sixth place boomed a final throw of 21.62, to which Godina had no answer. Barnes had produced a superb last round throw in 1988, and after a drug suspension had returned to to do the same in 1996.

Sydney, 22 Sep 2000

1, (10)	Arsi Harju	FIN	21.29
2, (2)	Adam Nelson	USA	21.21
3, (9)	John Godina	USA	21.20
4, (8)	Andy Bloom	USA	20.87
5, (6)	Yuriy Belonog	UKR	20.84
6, (4)	Manuel Martínez	ESP	20.55
7, (5)	Janus Robberts	RSA	20.32
8, (11)	Oliver-Sven Buder	GER	20.18

(Competitors: 37; Countries: 28; Finalists: 12)

Series	1	2	3	4	5	6
Harju	21.20	21.29	20.77	x	20.37	x
Nelson	20.53	21.20	21.21	x	20.97	x
Godina	x	20.40	20.25	20.71	21.20	x
Bloom	20.87	x	20.11	x	19.92	20.16
Belonog	20.57	20.84	x	20.43	20.22	x
Martínez	19.89	19.45	x	19.50	20.55	19.70
Roberts	18.81	19.72	x	18.87	19.06	20.32
Buder	19.89	20.18	x	19.64	x	x

Double World Champion John Godina led the A pool of qualifiers having been substituted for the disqualified reigning World Champion CJ Hunter. The other group was headed surprisingly by Arsi Harju's lifetime best of 21.39.

Harju showed this was no fluke with 21.20 in round 1 of the final. Adam Nelson, the favourite, responded with his own 21.20, but was immediately upstaged by Harju's 21.29. Nelson improved slightly in round 3 with 21.21, and Godina moved up to 21.20 in the 5th round. No other throwers managed beyond 21 metres.

Olympia, 18 Aug 2004

1, (10)	Yuriy Belonog	UKR	21.16
2, (6)	Adam Nelson	USA	21.16
3, (11)	Joachim B. Olsen	DEN	21.07
4, (3)	Manuel Martínez	ESP	20.84
5, (5)	Andrey Mikhnevich	BLR	20.60
6, (2)	Yuriy Belov	BLR	20.34
7, (4)	Justin Anlezark	AUS	20.31
8, (7)	Ralf Bartels	GER	20.26

(Competitors: 39; Countries: 27; Finalists: 12)

Series	1	2	3	4	5	6
Belonog	21.15	21.15	21.07	x	x	21.16
Nelson	21.16	x	x	x	x	x
Olsen	20.47	20.48	21.07	20.78	x	x
Martínez	20.70	20.21	20.49	20.78	20.84	x
Mikhnevich	19.41	20.51	x	x	20.60	x
Belov	20.34	20.33	x	x	x	19.88
Anlezark	20.07	x	20.31	x	x	x
Bartels	20.26	x	x	20.07	x	20.00

The Greek organisers decided to hold the shot at Olympia, to focus attention on the event and use the ancient Olympic venue two days before the start of the main programme of athletics. So the first Olympic competition at Olympia for 1, 621 years began with the morning qualifying round, which saw only six men reach the standard of 20.40. The biggest surprise was the failure of Reese Hoffa (USA) who had thrown 21.67 earlier in the year, but managed only 19.40.

Intense Adam Nelson began the final with 21.16, which was threatened by Belonog's 21.15 later in the round, and Godina fouled an effort of 21m. Belonog and Godina duplicated their efforts of the first round, and the American then put 20.19, good enough for only ninth place. Olsen threw 21.07 to move into third ahead of Martínez.

Only eight of the 24 throws in the second half of the competition were valid, a situation brought about by athletes trying too hard. Nelson fouled five of his throws, finishing off with a marginal foul of 21.30. Much to his frustration, because Belonog – throwing immediately before Nelson – had moved into first on comeback with his 21.16. The 1972 competition had been won by an Eastern bloc thrower over an American by 1cm; this was the first Olympic title to be decided by the second best mark. It seemed appropriate for Olympia.

Beijing, 15 Aug 2008

1, (11)	Tadeusz Majewski	POL	21.51
2, (9)	Christian Cantwell	USA	21.09
3, (1)	Andrey Mikhnevich	BLR	21.05
4, (12)	Dylan Armstrong	CAN	21.04
5, (8)	Pavel Lyzhin	BLR	20.98
6, (4)	Yuriy Belonog	UKR	20.63
7, (5)	Reese Hoffa	USA	20.53
8, (10)	Pavel Sofin	RUS	20.42

(Competitors: 44; Countries: 33; Finalists: 12)

Series	1	2	3	4	5	6
Majewski	20.80	20.47	21.21	21.51	x	20.44
Cantwell	20.39	20.98	20.88	20.86	20.69	21.09
Mikhnevich	20.73	21.05	x	20.78	20.57	20.93
Armstrong	20.62	21.04	x	x	20.47	x
Lyzhin	20.33	20.15	20.98	20.98	20.40	x
Belonog	20.63	x	20.53	20.46	20.31	x
Hoffa	x	19.81	20.53	20.38	x	x
Sofin	20.42	x	x	x	x	x

The favourites were the Americans, led by World Champion Hoffa, and Athens fifth-placer Mikhnevich, who had thrown 22.00 two weeks prior to the Games. The qualifiers were led by Majewski, who threw a lifetime best of 21.04, with Adam Nelson next best at 20.56.

Majewski (20.80) led from Cantwell (20.73) at the end of the first round of the final, but Mikhnevich took the lead at the start of the second round with 21.05, to be threatened shortly after by the surprising Armstrong's 21.04. Majewski eased into the lead in round three with 21.21, and then set his third lifetime best of the day with 21.51. The only other 21m throw came in the final round, when big (1.98/145Kg) Cantwell reached 21.09. The other American throwers disappointed, with Hoffa reaching only 20.53, and Nelson fouling out. Majewski showed himself to be a fine big-time competitor as well as being the tallest-ever (2.04) Olympic Shot Put Champion.

MEN'S SHOT PUT

The Best on Points

28	Parry O'Brien USA	1952-1, 1956-1, 1960-2, 1964-4
23	Ralph Rose USA	1904-1, 1908-1, 1912-2
19	Udo Beyer GDR	1976-1, 1980-3, 1988-4

Most Finals

4	O'Brien
3	14 Men

Most Appearances

4	Elmer Niklander FIN	1908-AC, 1912-4, 1920-2, 1924-6
	Raoul Paoli FRA	1912-16, 1920-12, 1924-9, 1928-18
	O'Brien	
	Les Mills NZL	1960-11, 1964-7, 1968-11, 1972-23Q
	Udo Beyer GDR/GER	1976-1, 1980-3, 1988-4, 1992-19Q
	Gert Weil CHI	1984-10, 1988-6, 1992-13Q, 1996-22Q
	Dragan Perić IOP/YUG/SCG (SRB)	1992-7, 1996-8, 2000-16Q, 2004-32Q
	Manuel Martínez ESP	1996-15Q, 2000-6, 2004-4, 2008-19Q

Placing Table

	G	S	B	4	5	6	7	8	M	Points
USA	17	20	11	10	7	4	6	3	48	447
GER	3	-	4	4	3	3	4	3	7	100
URS/EUN	1	2	3	2	1	1	1	3	6	62
FIN	2	2	-	3	1	2	3	-	4	61
HUN	-	1	1	1	1	1	1	3	2	30
SWE	-	-	1	-	3	2	2	2	1	30
POL	2	-	-	1	-	2	1	-	2	29
GBR	-	1	-	-	3	2	-	2	1	27
UKR	1	-	1	-	1	2	-	-	2	24
GRE	-	1	1	-	2	-	-	1	2	22
TCH (CZE)	-	-	2	-	1	-	2	1	2	21
ITA	1	-	-	1	-	1	1	-	1	18
BLR	-	-	1	-	2	1	-	-	1	17
SUI	-	-	1	1	1	-	-	-	1	15
DEN	-	-	1	1	-	-	-	-	1	11
ESP	-	-	-	1	-	1	-	-	0	8
CAN	-	-	-	1	-	-	-	-	0	5
FRA	-	-	-	1	-	-	-	-	0	5
EST	-	-	-	-	-	1	-	1	0	4
AUT	-	-	-	-	-	1	-	-	0	3
CHI	-	-	-	-	-	1	-	-	0	3
AUS	-	-	-	-	-	-	1	-	0	2
NZL	-	-	-	-	-	-	1	-	0	2
RSA	-	-	-	-	-	-	1	-	0	2
IOP (YUG/SRB)	-	-	-	-	-	-	1	-	0	2
YUG	-	-	-	-	-	-	-	2	0	2
NED	-	-	-	-	-	-	-	1	0	1
NOR	-	-	-	-	-	-	-	1	0	1
RUS	-	-	-	-	-	-	-	1	0	1
Totals	27	27	27	27	26	25	25	24	81	955

Breakdown of GER placings:

GDR	2	-	2	3	1	1	1	-	4	52
GER	1	-	2	1	2	2	2	2	3	45
FRG	-	-	-	-	-	-	1	1	0	3
Totals	3	-	4	4	3	3	4	3	7	100

Breakdown of URS/EUN placings:

RUS	-	2	3	-	1	1	1	1	5	42
UKR	1	-	-	1	-	-	-	1	1	14
BLR	-	-	-	1	-	-	-	-	0	5
LTU	-	-	-	-	-	-	-	1	0	1
Totals	1	2	3	2	1	1	1	3	6	62

Men's Shot Put, continued
Breakdown of GBR placings:

GBR	-	-	-	2	2	-	2	0	16
IRL	-	1	-	1	-	-	-	1	11
Totals	-	1	-	3	2	-	2	1	27

Breakdown of YUG placings:

CRO	-	-	-	-	-	-	1	0	1
SRB	-	-	-	-	-	-	1	0	1
Totals	-	-	-	-	-	-	2	0	2

Sheridan had won the US title from Mitchel in June and was slight favourite to win, though Rose, particularly after his shot win, was clearly a threat. As the athletes warmed up, it was the Greek, Yeorgantas, who won the most plaudits. The sculpted physique (1.81/85Kg) and classic style of throwing from the standing position without “making two turns and twisting his body in all shapes”, as recounted by Charles Lucas, “was as nearly perfect to the style of discus throwers of old as could be looked for.” The Greek managed 37.68 which was good enough for third place. The two top Americans were tied with 39.28, and the only “throw-off” in Olympic history then took place, with Sheridan winning 38.96 to Rose’s 36.75.

Discus Throw Athens, 6 Apr 1896

1,	Robert Garrett	USA	29.15OR
2,	Panayiotis Paraskevopoulos	GRE	28.955
3,	Sotirios Versis	GRE	27.78
4,	George Robertson	GBR	25.20

Positions after 4th not known:

Louis Adler	FRA
Yorgos Papasideris	GRE
Henrik Sjöberg	SWE

(Competitors: 9; Countries: 6)

Garrett had practised in the USA with an implement weighing some 20 pounds (9Kg), so the regulation 2kg discus seemed easy to throw in comparison. Nevertheless the American only won with his fifth throw, just edging out Paraskevopoulos, who had successively thrown 28.51, 28.88, and 28.955; all world bests with the 2kg event in its infancy. With the heritage of the event very much rooted in ancient Greece, this was a particularly difficult loss for the host country to accept.

Paris, 15 Jul 1900

1,	Rudolf Bauer	HUN	36.04OR
2,	František Janda-Suk	BOH	35.25
3,	Richard Sheldon	USA	34.60
4,	Panayiotis Paraskevopoulos	GRE	34.04
5,	Rezső Crettier	HUN	33.65
6,	Gustaf Söderström	SWE	33.30
7,	John Flanagan	USA	33.07
=8,	Eric Lemming	SWE	32.50
	Charles Winckler	DEN	32.50

(Competitors: 16; Countries: 8)

This is the only throwing event in Olympic history where trees and accuracy played a major part in deciding the competition. The event was held in the Bois de Boulogne with the throwing area lined by trees. Many of the throwers found their best casts going into the undergrowth, with Robert Garrett (three fouls) most notably affected. Of the top throwers only two improved in the finals – Janda-Suk from 35.04 to 35.25, and Sheldon from 34.10 to 34.60, but neither changed any of the placings, although Sheldon’s throw was the longest on the finals day.

St. Louis, 3 Sep 1904

1,	Martin Sheridan	USA	39.28OR
2,	Ralph Rose	USA	39.28
3,	Nikolaos Yeorgantas	GRE	37.68
4,	John Flanagan	USA	36.15
5,	John Biller	USA	
6,	James Mitchel	USA	

(Competitors: 6; Countries: 2)

Series	1	2	3	4	5	6
Sheridan	37.14	?	?	38.10	39.28	?

Athens, 25 Apr 1906

1,	Martin Sheridan	USA	41.46OR
2,	Nikolaos Yeorgantas	GRE	38.06
3,	Verner Järvinen	FIN	36.82
4,	Eric Lemming	SWE	35.62
5,	André Tison	FRA	34.81

(Competitors: 21; Countries: 9)

Δ

Sheridan, world record holder at 43.69, was an easy winner, with a supporting throw of 41.02, and his margin of victory was the greatest ever in the event. He was a man of small stature (1.90/88Kg) by today’s throwing standards, but was a good enough athlete to win a medal in the 1908 standing long jump and place ninth in the triple jump.

London, 16 Jul 1908

1,	Martin Sheridan	USA	40.89
2,	Merritt Giffin	USA	40.70
3,	“Bill” Horr	USA	39.44
4,	Verner Järvinen	FIN	39.42
5,	Arthur Dearborn	USA	38.52
6,	Lee Talbott	USA	38.40
7,	György Luntzer	HUN	38.34
8,	André Tison	FRA	38.30

(Competitors: 41; Countries: 11; Finalists: 3)

Sheridan, the greatest discus thrower of the day, was favourite to win, but was headed by Giffin 40.70 to 40.58 in the qualifying. Bill Horr was third with 39.44 just edging out Verner Järvinen, probably the most famous father in Finnish athletics history. None of the three Americans had been a winner in the selection meetings for the Olympic team, which were won by Dearborn, Burroughs and Ralph Rose. The athletic (1.81/81Kg) Sheridan was the only one of the three finalists to improve, reaching 40.89 for the win.

Stockholm, 12 Jul 1912

1,	Armas Taipale	FIN	45.21OR
2,	Richard Byrd	USA	42.32
3,	James Duncan	USA	42.28
4,	Elmer Niklander	FIN	42.09
5,	Hans Tronner	AUT	41.24
6,	Arle Mucks	USA	40.93
7,	George Philbrook	USA	40.92
8,	Emil Magnusson	SWE	39.91

(Competitors: 41; Countries: 15; Finalists: 3)

Series	1	2	3	4	5	6
Taipale	36.84	43.91	x	44.34	x	45.21
Byrd	37.48	42.32	x	41.09	x	x
Duncan	41.61	42.28	x	41.23	x	x
Niklander	42.09	x	x			
Tronner	39.97	x		41.24		
Mucks	40.54	40.93	x			
Philbrook	x	x		40.92		
Magnusson	39.91	x	x			

The favourite was James Duncan, who threw a world record of 47.58 some seven weeks before the Games. However, on the day Duncan could only reach 42.28, and that on his third attempt, to edge Finland's Elmer Niklander out of the final. Another Finn, Armas Taipale – a lanky (1.93/90Kg) type who towered over his American opposition – stepped into the breach. After a poor opening throw, Taipale produced a throw good enough to win the gold medal, 43.91, and then twice improved in the finals, ending up with 45.21, almost 3m ahead of the field. A remarkable athlete, Taipale was capable of throwing 44m with either arm.

Antwerp, 22 Aug 1920

Qualifying (21 Aug)				
1,	Elmer Niklander	FIN	44.685	44.685
2,	Armas Taipale	FIN	44.19	44.19
3,	August Pope	USA	42.13	42.13
4,	Oscar Zallhagen	SWE	41.07	40.16
5,	William Bartlett	USA	40.875	40.875
6,	Allan Eriksson	SWE	39.41	39.41
7,	Valther Jensen	DEN		38.23
8,	"Ville" Pörhölä	FIN		38.19

(Competitors: 16; Countries: 8; Finalists: 6)

World record holder Taipale (48.27 in 1913) had won Finnish titles in 1919 and 1920, after Niklander had won the previous 10 championships. They, Zallhagen (45.77 in 1916) and Pope, winner of the US Trials with 44.63 were the top candidates.

All the top marks came in the qualifying stage on the afternoon of August 21, with the final taking place at 10:00 the following day. Niklander threw a fraction under half a metre more than Taipale in the preliminary rounds, and was barely threatened in the finals. Taipale threw 42m, while only Zallhagen improved in the final.

Paris, 13 Jul 1924

Qualifying				
1,(C16)	"Bud" Houser	USA	46.155OR	46.155
2, (C3)	Vilho Niittymaa	FIN	44.95	44.95
3, (A6)	Thomas Lieb	USA	44.83	44.83
4, (B3)	August Pope	USA	44.42	44.42
5, (C7)	Ketil Askildt	NOR	43.405	43.405
6,(B10)	Glenn Hartranft	USA	42.49	42.16
7,(B12)	Elmer Niklander	FIN	42.09	
8, (A1)	Heikki Malmivirta	FIN	41.16	

(Competitors: 32; Countries: 18; held in 3 sections)

As in the shot Hartranft topped the world rankings, though on this occasion Lieb was a slight favourite having won the US Trials (with 46.78). All the top throws, other than Hartranft's best, came in the qualifying stage, with Houser again having the "right stuff" when it mattered. Hartranft only made the final six by 7cm. Both Niklander and Taipale, the previous two champions, were disappointments; Taipale threw 47.65 a week after the Games.

Amsterdam, 1 Aug 1928

1, (D9)	"Bud" Houser	USA	47.32OR
2, (A1)	Antero Kivi	FIN	47.23
3, (B6)	James Corson	USA	47.10
4, (B4)	Harald Stenerud	NOR	45.80
5,(C10)	John Anderson	USA	44.87
6, (C1)	Eino Kenttä	FIN	44.17
7, (D3)	Ernst Paulus	GER	44.15
8, (A5)	Johan Trandem	NOR	43.97

(Competitors: 34; Countries: 19; Finalists: 12)

Series	1	2	3	4	5	6
Houser	x	x	47.32	45e	46.50e	43e
Kivi	45.30	45e	45.78	46e	47.23	42e
Corson	44.50	47.00	45e	45.50	46.50	47.10
Stenerud	x	44.82	43e	43.50	42e	45.80
Anderson	43.50	44.25	43e	44.00	44.87	43e
Kenttä	44.17	42e	43.80	40.50	44.00	40e
Paulus	41.50	43.80	44.15			
Trandem	43.97					

Concentrating on the discus and leaving the shot, Houser, who had become world record holder in 1926 with 48.20, produced two efforts further than 47m before Amsterdam and was favourite, though Hans Hoffmeister had thrown an unratified 48.77 a week before the Games.

Houser led the qualifiers, but not without some angst, as he registered no valid throw until his third round winning 47.32. Until then, Corson had led with 47.00 ahead of Kivi's 45.79. Behind them, Hoffmeister had a miserable day, throwing no more than 39.17. His giant (2.02) teammate Ernst Paulus – third ranked prior to Amsterdam – missed sixth place by 2cm with 44.15. Kivi improved to a personal best of 47.23 in the fifth round, while Corson had his best throw in the last round, but neither man improved his position.

Los Angeles, 3 Aug 1932

1, (13)	John Anderson	USA	49.49OR
2, (15)	Henri LaBorde	USA	48.47
3, (17)	Paul Winter	FRA	47.85
4, (8)	Jules Noël	FRA	47.74
5, (9)	István Donogán	HUN	47.08
6, (2)	Endre Madarász	HUN	46.52
7, (11)	Kalevi Kotkas	FIN	45.87
8, (6)	Paul Jessup	USA	45.25

(Competitors: 18; Countries: 11)

Series	1	2	3	4	5	6
Anderson	47.87	48.86	49.39	49.49	48.72	47.98
LaBorde	48.23	x	48.45	x	48.47	47.15
Winter	45.89	47.16	46.72	47.34	42.45	47.85
Noël	44.85	44.26	46.42	47.74	45.07	46.38
Donogán	x	44.25	47.07	x	x	x
Madarász	39.32	46.52	40.51	44.50	x	x
Kotkas	43.62	45.87	42.44			
Jessup	39.14	43.97	45.25			

Despite the debacle of the 1932 steeplechase, when the athletes ran an extra lap, the worst piece of officiating in the 1932 Olympics took place in the discus. Jules Noël, who had beaten the US laws on alcohol prohibition by claiming that wine was an essential part of his diet, made occasional trips to the tunnel leading out of the stadium to fortify himself with swigs of champagne.

The efficacy was clear when, in round 4, the Frenchman hurled the discus out beyond the flag marking 49.39, which indicated Anderson's leading throw. All the officials were watching the final stages of the pole vault, and missed seeing Noël's throw. He was awarded an extra throw, but could not repeat the effort, and placed fourth behind his chunky (1.74/91Kg) teammate Paul Winter, and Henri LaBorde. The winner's six throws averaged 48.72 with four of his throws beyond LaBorde's best of 48.47.

Berlin, 5 Aug 1936

1,	Ken Carpenter	USA	50.48OR
2,	Gordon Dunn	USA	49.36
3,	Giorgio Oberweger	ITA	49.23
4,	Reidar Sørli	NOR	48.77
5,	Willi Schröder	GER	47.93
6,	Nikolaos Syllas	GRE	47.75
7,	Gunnar Bergh	SWE	47.22
8,	Åke Hedvall	SWE	46.20

(Competitors: 31; Countries: 17; Finalists: 13)

Series	1	2	3	4	5	6
Carpenter	x	44.53	48.98	x	50.48	47.48
Dunn	x	49.36	48.04	47.21	47.77	x
Oberweger	46.67	46.65	49.23	47.28	x	x
Sørlie	47.01	48.77	46.79	47.66	48.65	48.77
Schröder	44.79	47.22	45.01	47.39	47.81	47.93
Syllas	47.75	44.58	47.07	45.34	47.59	47.67
Bergh	44.19	47.13	47.22			
Hedvall	46.20	46.15	45.83			

In 1934-35 Harald Andersson dominated the event, becoming the first man to make 50m throws commonplace. Although Willi Schröder set a world record of 53.10, Andersson ended up with seven of the 10 best throws that year. In 1936, however, Andersson injured his throwing hand and didn't reach the qualifying level of 44m for the Olympic final. Schröder, a notably inconsistent thrower did make the final, but was never a factor for a medal. The principals were the large Americans Gordon Dunn (1.93/105Kg) and Ken Carpenter (1.90/102Kg), and the altogether leaner Italian Giorgio Oberweger (1.89/82Kg), who was also an international 110m hurdler.

After Syllas of Greece led the first round of the final with a modest 47.75, Dunn threw 49.36 in the next stanza, and Oberweger achieved his best of 49.23 in the third round. At the halfway stage Carpenter was third after overtaking Sørlie's 48.77 with 48.98. The only thrower to improve in the second half was Carpenter with his winning throw of 50.48.

Bergh and Schroder contested a throw-off for a place in the final three rounds which the German won 47.64 to 46.19.

London, 2 Aug 1948

1, (6) Adolfo Consolini	ITA	52.78OR
2, (7) Giuseppe Tosi	ITA	51.78
3, (12) Fortune Gordien	USA	50.77
4, (9) Ivar Ramstad	NOR	49.21
5, (5) Ferenc Klics	HUN	48.21
6, (3) Veikko Nyqvist	FIN	47.33
7, (4) Nikolaos Syllas	GRE	47.25
8, (8) Stein Johnson	NOR	46.54

(Competitors: 28; Countries: 18; Finalists: 12)

Series	1	2	3	4	5	6
Consolini	49.67	52.78	47.94	x	50.51	50.43
Tosi	51.78	48.81	50.11	50.09	x	51.18
Gordien	47.95	49.20	50.77	x	48.74	x

Just eight throwers reached the qualifying mark of 46.00, with Consolini topping the list with 51.08 ahead of Tosi (50.56) and Gordien (48.40). The final took place in wet conditions, with the result that nearly all the best throws took place early on before the circle got too slippery. Both Consolini and Gordien were quick and relatively small – in the 1.83-84m/100-105kg range – while Tosi was a big man (1.93/125Kg), who was less affected by the difficult circle. He was still able to throw 51m+ in the final round. In a season when the world lists were topped by Consolini (55.33), Tosi (54.80) and Gordien (54.54), it was no great surprise for the Olympic result to follow the same ranking.

Helsinki, 22 Jul 1952

1, Sim Iness	USA	55.03OR
2, Adolfo Consolini	ITA	53.78
3, James Dillion	USA	53.28
4, Fortune Gordien	USA	52.66
5, Ferenc Klics	HUN	51.13
6, Otto Grigalka	RUS	50.71
7, Roland Nilsson	SWE	50.06
8, Giuseppe Tosi	ITA	49.03

(Competitors: 32; Countries: 20; Finalists: 12)

Series	1	2	3	4	5	6
Iness	53.47	54.60	55.03	53.49	54.13	52.83
Consolini	51.69	53.78	53.45	50.63	50.08	51.20
Dillion	52.47	48.06	51.76	53.28	x	52.28
Gordien	52.52	52.66	51.71	51.48	x	49.93
Klics	48.74	49.07	51.13	x	49.79	x
Grigalka	50.71	x	47.84	x	x	x
Nilsson	x	48.90	50.06			
Tosi	45.85	49.03	48.97			

Consolini led the qualifiers with 51.89, as 12 men beat the 46m standard, although Gordien only managed to do so with his third throw. The final was quickly settled, with Iness taking the lead in the first round with 53.47, from teammates Gordien (52.52) and Dillion (52.47). Iness reached 54.60 on his next throw, with Consolini moving into second with 53.78. Gordien, whose throws suffered from being launched at too high an angle, also reached his best (52.66) in the second round. Iness dominated proceedings. The part Sioux giant (1.98/109Kg) achieved his winning distance in round 3, and three of his six throws were beyond the best of Consolini. Like Gordien, the Italian faltered under the pressure exerted by Iness, and tightened up on his throws.

Melbourne, 27 Nov 1956

1, (8) Al Oerter	USA	56.36OR
2, (7) Fortune Gordien	USA	54.81
3, Des Koch	USA	54.40
4, Mark Pharaoh	GBR	54.27
5, Otto Grigalka	RUS	52.37
6, (1) Adolfo Consolini	ITA	52.21
7, Ferenc Klics	HUN	51.82
8, Dako Radošević	BIH	51.69

(Competitors: 20; Countries: 15; Finalists: 16)

Series	1	2	3	4	5	6
Oerter	56.36	53.81	53.22	55.08	53.28	54.93
Gordien	54.75	49.18	51.40	53.84	52.75	54.81
Koch	50.53	x	53.55	53.64	54.40	54.03
Pharaoh	52.52	x	52.36	49.85	54.27	53.16
Grigalka	51.25	50.09	52.37	49.44	x	50.13
Consolini	51.92	52.21	52.13	x	51.29	52.01
Klics	51.75	51.82	51.61			
Radošević	50.99	51.26	51.69			

Gordien topped the world list with his US Trials win of 57.21, with Consolini just behind with a new European record of 56.85. Rated just behind them was the 20 year-old Oerter, who led the qualifiers with 51.18. Gordien was content to make the final with 47.66. The definitive Olympic competitor, Oerter watched Gordien reach 54.75, and later said "I really was keyed up, and felt inspired." The result – a lifetime best of 56.36 and the Olympic record. The big (1.91/107Kg) third year university student produced two more throws beyond the best the rest could muster, which was 54.81 by Gordien in the final round. Consolini had an off-day, and the bronze was won by Koch; the American eventually out-threw the surprising Pharaoh, who savaged the British record with his fifth round 54.27 to finish just 13cm behind Koch. Oerter later said of his win "I don't know how I did it, everything just went right."

Rome, 7 Sep 1960

1, (11) Al Oerter	USA	59.18OR
2, (6) "Rink" Babka	USA	58.02
3, Dick Cochran	USA	57.16
4, József Szécsényi	HUN	55.79
5, Edmund Piątkowski	POL	55.12
6, Viktor Kompaneyets	UKR	55.06
7, Carmelo Rado	ITA	54.00
8, Kim Bukhantsev	RUS	53.61

(Competitors: 35; Countries: 22; Finalists: 22)

Series	1	2	3	4	5	6
Oerter	57.64	56.73	56.53	56.73	59.18	57.19
Babka	58.02	55.33	56.14	54.93	57.52	57.41
Cochran	x	54.75	48.71	54.51	57.16	54.49
Szécsényi	54.58	x	54.86	55.22	55.79	55.61
Piątkowski	54.06	51.52	54.29	x	55.12	x
Kompanejets	55.06	53.39	x	53.52	x	51.08
Rado	51.10	52.65	54.00			
Bukhantsev	48.32	52.59	53.61			

Oerter was favoured to win, despite Babka's victory at the US Trials and the fact that he equalled Piątkowski's world record of 59.91 three weeks before Rome. Twenty-two men made the soft qualifying standard of 52.00, led by Oerter's Olympic record of 58.43. The huge (1.96/123Kg) Babka took the lead in round 1 with 58.02 as compared with Oerter's 57.64. At halfway Kompanejets headed the bald Szécsényi by 20cm with 55.06, with Cochran (54.75) and Piątkowski (54.29) next. Consolini's Olympic career finally came to an end with a relatively modest 52.44 for 17th place.

Cochran moved to third in the fifth round with 57.16 and Piątkowski edged into fifth with 55.12 just behind Szécsényi's 55.79. Up ahead Oerter was still second, but the sporting Babka advised him to carry his left arm higher in the circle. Oerter followed the advice and came up with a personal best of 59.18, for which he thanked Babka, and wished him luck. Babka's effort fell short, but the USA had its fourth clean sweep in Rome.

Tokyo, 15 Oct 1964

1,	Al Oerter	USA	61.00 ^{OR}
2,	Ludvík Daněk CZE	TCH	60.52
3,	Dave Weill	USA	59.49
4,	Jay Silvester	USA	59.09
5,	József Szécsényi	HUN	57.23
6,	Zenon Begier	POL	57.06
7,	Edmund Piątkowski	POL	55.81
8,	Vladimir Truseniyov RUS	URS	54.78

(Competitors: 28; Countries: 21; Finalists: 12)

Series	1	2	3	4	5	6
Oerter	57.65	58.34	55.11	54.37	61.00	-
Daněk	59.73	58.83	x	60.52	58.38	57.17
Weill	x	59.49	56.24	56.15	55.94	52.45
Silvester	56.99	x	57.54	57.46	59.09	x
Szécsényi	54.34	52.14	56.97	57.23	x	54.66
Begier	57.06	52.45	55.83	x	x	56.68
Piątkowski	52.94	55.81	53.87			
Truseniyov	53.70	54.78	52.98			

Oerter, always thought of as a championship competitor, had developed into a record breaker, being the first to reach 200 feet (60.96) in 1962, and then setting three further records, the last of which was 62.94 in Olympic year. However, this was bettered by the long-limbed (1.94/106Kg) Daněk with 64.55 in August.

Oerter had a cervical disk injury during the season, and then tore cartilages in the lower rib area which needed to be bound up. He coped well with this, setting an Olympic record in qualifying with 60.54. However, in the final Oerter was in third at halfway, with Daněk's opener (59.73) leading from big (2.01/121Kg) Dave Weill (59.49). Jay Silvester, the third American, was still recovering from walking into a low concrete beam on entry to the stadium, which rendered him unconscious. Oerter was meanwhile being treated with ice packs to stop internal bleeding. Throwing meant that "it felt like somebody was trying to tear out my ribs," but as Oerter said later – somewhat tongue in cheek – "these are the Olympics, you die for them." Daněk improved in round 4 to 60.52, and Silvester threw 59.09 to move into third place ahead of Oerter. The immense (1.93/118Kg) Oerter turned a little slower in the fifth round, trying to make his implement fly higher; it worked, as the disk flew out to 61.00 for his third gold medal.

Mexico City, 15 Oct 1968

1,	(2)	Al Oerter	USA	64.78 ^{OR}
2,	(4)	Lothar Milde	GDR	63.08
3,	(3)	Ludvík Daněk CZE	TCH	62.92
4,	(7)	Hartmut Losch	GDR	62.12
5,	(10)	Jay Silvester	USA	61.78
6,	(1)	Gary Carlsen	USA	59.46
7,	(8)	Edmund Piątkowski	POL	59.40
8,	(5)	Ricky Bruch	SWE	59.28

(Competitors: 27; Countries: 19; Finalists: 12)

Series	1	2	3	4	5	6
Oerter	61.78	x	64.78	62.42	64.74	64.04
Milde	62.44	63.08	62.58	59.98	60.24	58.00
Daněk	60.62	x	62.92	x	61.28	61.34
Losch	62.12	61.68	60.34	59.48	58.94	59.50
Silvester	61.10	61.78	x	x	x	60.44
Carlsen	58.62	59.26	59.46	59.30	52.60	58.54
Piątkowski	59.40	58.46	57.66	57.52	x	58.72
Bruch	58.94	58.02	58.12	59.28	58.50	58.34

Jay Silvester ended the season as the number one thrower in the world, winning 20 of his 22 competitions, beating Oerter 6-2 and improving the world record to 68.40. Silvester led the qualifiers as the only man to throw over 200 feet – 63.34 – a new Olympic record. As the competitors warmed up for the final a virulent thunderstorm began. Just one thrower remained out in the rain – Oerter, who continued to throw, acclimatising himself to the circle.

The mountainous Oerter, now 125kg, led Silvester when the competition finally got under way, with 61.78 to 61.10. However, both Milde (62.44) and European Champion Losch (62.12) were ahead of the Americans. Milde increased the lead with 63.08 as Silvester moved into third by equalling Oerter's 61.78. Four throws later came the hammer blow. Oerter, never technically brilliant but possessing an arm like a freight train, let go a lifetime best of 64.78, which effectively deflated Silvester. He managed just one throw further than 60m with his last four throws, while Oerter piled on the pressure with two more over 64m. Daněk had taken over third on the first throw after Oerter's big effort, and the top positions remained unchanged, with Oerter setting a record of four consecutive gold medals.

Munich, 2 Sep 1972

1,	(2)	Ludvík Daněk CZE	TCH	64.40
2,	(9)	Jay Silvester	USA	63.50
3,	(8)	Ricky Bruch	SWE	63.40
4,	(12)	John Powell	USA	62.82
5,	(4)	Géza Fejér	HUN	62.62
6,	(1)	Detlef Thorith	GDR	62.42
7,	(11)	Ferenc Téglá	HUN	60.60
8,	(5)	Tim Vollmer	USA	60.24

(Competitors: 29; Countries: 18; Finalists: 14)

Series	1	2	3	4	5	6
Daněk	58.12	60.38	62.38	62.54	61.70	64.40
Silvester	62.12	x	63.50	x	x	62.86
Bruch	59.12	x	61.52	62.76	63.40	62.60
Powell	61.92	62.82	60.44	x	61.38	x
Fejér	62.50	62.56	x	x	61.50	62.62
Thorith	61.74	62.42	61.06	x	59.88	x
Téglá	58.38	59.66	57.40	x	58.16	60.60
Vollmer	59.26	60.24	x	x	x	58.54

In an Oerter-less environment Daněk, Silvester and Bruch were considered difficult to grade, though better than the rest, and so it turned out. Daněk led the qualifiers past 59m with 64.32. In the final Silvester led the first round with 62.12, before Thorith (62.42), Fejér (62.56) and the technically excellent Powell (62.82) moved ahead in round 2. Silvester got off a good throw in the third round (63.50) which was threatened only by Bruch's 63.40 prior to the final round. Daněk, who had lived "discus" while in Munich, had slowly improved to fifth place, but now needed a good throw. The Czech put everything into the

throw, rotating twice in the circle after the implement was on its way, to 64.40 and the gold medal. Though beaten, Silvester finally had a medal at the third attempt.

Montreal, 25 Jul 1976

1, (11) Mac Wilkins	USA	67.50
2, (8) Wolfgang Schmidt	GDR	66.22
3, (2) John Powell	USA	65.70
4, (6) Norbert Thiede	GDR	64.30
5, (13) Siegfried Pachale	GDR	64.24
6, (1) Pentti Kahma	FIN	63.12
7, (5) Knut Hjeltne	NOR	63.06
8, (10) Jay Silvester	USA	61.98

(Competitors: 30; Countries: 20; Finalists: 15)

Series	1	2	3	4	5	6
Wilkins	61.78	67.50	63.44	63.52	x	66.14
Schmidt	63.68	x	65.16	x	63.96	66.22
Powell	62.48	64.24	65.70	60.48	60.20	64.24
Thiede	62.40	61.66	61.98	63.02	64.30	63.04
Pachale	59.62	64.04	60.02	61.08	59.62	64.24
Kahma	63.12	61.22	x	x	x	61.94
Hjeltne	60.26	62.02	61.60	61.26	61.24	63.06
Silvester	61.60	x	x	x	61.98	x

Mac Wilkins boomed his first throw in the qualifying round out to 68.28, the furthest ever seen in major competition. He was already the favourite, having broken the world record three times in one day in May. The one threat to him was considered to be Wolfgang Schmidt. The young East German led in the first round with a relatively modest 63.68. John Powell, a former world record holder, threw 64.24, but Wilkins then took control with 67.50. Powell, with 65.70, and Schmidt (65.16) both improved in the third round, and there the top three positions stayed until the last round. With his final throw, Schmidt took great care in the circle, launching the disk out to 66.22 to win the silver medal and hearty congratulations from Wilkins, whose relationship with the German was much warmer than with Powell. Silvester made the top eight in his fourth Olympics at the age of 38.

Moscow, 28 Jul 1980

1, (10) Viktor Rashchupkin	RUS	URS	66.64
2, (9) Imrich Bugár	CZE	TCH	66.38
3, (11) Luís Delís	CUB		66.32
4, (6) Wolfgang Schmidt	GDR		65.64
5, (8) Yuriy Dumchev	RUS	URS	65.58
6, (12) Igor Duginyets	UKR	URS	64.04
7, (5) Emil Vladimirov	BUL		63.18
8, (1) Velko Vele	BUL		63.04

(Competitors: 18; Countries: 12; Finalists: 12)

Series	1	2	3	4	5	6
Rashchupkin	62.38	64.72	65.08	66.64	60.48	x
Bugár	65.14	61.78	64.34	66.38	64.42	65.96
Delís	x	63.46	x	65.30	x	66.32
Schmidt	x	61.60	65.30	65.64	65.34	x
Dumchev	64.78	x	65.58	x	63.16	x
Duginyets	62.18	64.04	63.18	x	62.04	x
Vladimirov	62.84	63.18	61.60	61.70	61.60	61.20
Vele	60.88	60.74	63.04	61.14	x	61.72

The big story of the year had been the comeback of 43 year-old Oerter, who finished second on the world list with a lifetime best of 69.46. He placed only fourth in the meaningless US Trials; one felt that he might have placed higher in that meeting if he knew his country would be attending the Games. Mac Wilkins, another removed from Olympic contention because of the boycott, was again the best thrower in the world. World record holder Schmidt was the favourite, but was fighting an injury to his right leg. The leading qualifier was Bugár at 65.08,

while Armin Lemme (GDR) and Iosif Nagy (ROU), both 65m men, failed to qualify with the cut-off at 59.92.

In the final, Bugár led after round 1 with 65.14, and was overtaken in the third by Schmidt (65.30), then Dumchev (65.58). In a fascinating battle, Schmidt then edged into the lead on 65.64, only to be overtaken by Bugár's 66.38, before Rashchupkin produced the sixth change of lead with 66.64. This was a lifetime best for the Russian, who would never again approach such a distance. One who did get close enough for a bronze was Cuba's relatively small (1.85/105Kg) but quick Luís Delís. In fifth place with 65.30, Delís stepped up for his penultimate effort and let fly a beautiful throw, which landed around 67m and was measured at 66.32.

Los Angeles, 10 Aug 1984

1, (2) Rolf Danneberg	FRG	66.60
2, (7) Mac Wilkins	USA	66.30
3, (6) John Powell	USA	65.46
4, (4) Knut Hjeltne	NOR	65.28
5, (11) Art Burns	USA	64.98
6, (8) Alwin Wagner	FRG	64.72
7, (5) Luciano Zerbini	ITA	63.50
8, (1) Stefan Fernholm	SWE	63.22

(Competitors: 20; Countries: 14; Finalists: 12)

Series	1	2	3	4	5	6
Danneberg	64.74	x	63.64	66.60	x	66.22
Wilkins	65.96	x	65.20	x	66.30	x
Powell	64.68	63.34	64.12	64.06	65.14	65.46
Hjeltne	64.72	62.40	65.28	63.78	62.50	64.32
Burns	63.72	x	x	x	63.32	64.98
Wagner	61.82	62.76	62.70	63.94	61.16	64.72
Zerbini	60.18	61.14	63.50	x	x	60.14
Fernholm	63.08	x	62.20	63.22	62.20	59.82

As in so many events, the 1984 boycott affected the discus as the best two throwers of the year – Imrich Bugár (TCH) and Luís Delís (CUB) – were not in Los Angeles. The American trio was expected to sweep the medals, with the old firm of Wilkins and Powell fighting out for the gold. Wilkins led the qualifiers with 65.86 and improved to 65.96 with his first throw of the final. Grouped behind him were Danneberg (64.74), Hjeltne (64.72) and Powell (64.68).

Danneberg, who had slipped to third behind Hjeltne's 65.28, was very much the number three German before LA, finishing third in the German trials. He had a poor international championship record, having failed to qualify for the 1982 European final, but in the fourth round he sent the discus out to 66.60. Wilkins replied with a gold medal throw, but again foot fouled, and then reached 66.30. Danneberg went over 66m again in the final round, and Powell then had his best throw, 65.46, to take the bronze medal. "I did everything right, except win," said Wilkins.

Seoul, 1 Oct 1988

1,	(2)	Jürgen Schult	GDR	68.82OR
2,	(5)	Romas Ubartas	LTU	URS 67.48
3,	(11)	Rolf Danneberg	FRG	67.38
4,	(1)	Yuriy Dumchev	RUS	URS 66.42
5,	(4)	Mac Wilkins	USA	65.90
6,	(6)	Géjza Valent	CZE	TCH 65.80
7,	(7)	Knut Hjeltnes	NOR	64.94
8,	(12)	Alois Hannecker	FRG	63.28

(Competitors: 29; Countries: 20; Finalists: 12)

Series	1	2	3	4	5	6
Schult	68.82	67.92	65.76	68.18	65.70	68.26
Ubartas	66.86	66.20	66.24	64.40	63.74	67.48
Danneberg	65.58	63.60	x	63.88	67.38	62.56
Dumchev	64.00	63.74	63.54	63.66	62.86	66.42

	<u>1</u>	<u>2</u>	<u>3</u>	<u>4</u>	<u>5</u>	<u>6</u>
Wilkins	61.88	x	65.12	63.84	65.90	62.96
Valent	x	63.36	62.46	62.80	64.28	65.80
Hjeltnes	63.30	x	64.10	64.94	63.22	x
Hannecker	60.28	62.50	63.28	60.94	61.54	x

Schult had won the 1987 world title with 68.74, the longest ever throw in a major championship, and was firm favourite for Seoul gold. The second thrower in the final, Schult stepped into the circle, and whirled the discus out to an Olympic record 68.82. The challengers were classy: Dumchev, former world record holder who finished with 66.42 for a solid fourth place. Wilkins, in his third Olympics in 12 years, like Dumchev an erstwhile world record holder, and unlike the Russian a former Olympic winner. At 37, Wilkins was still good enough to throw 65.90 for fifth place. Danneberg, the reigning champion, threw further than his 1984 win to take bronze with 67.38. Best of the silver medal contenders was Romas Ubartas, a giant (2.02/125Kg) Lithuanian, who backed up his 1986 European title with 67.48 in the last round to edge Danneberg. Ahead of them all, Schult produced four throws beyond the best of the rest for the most dominant win since Oerter's 1968 victory.

Barcelona, 5 Aug 1992

1, (12) Romas Ubartas	LTU	65.12
2, (8) Jürgen Schult	GER	64.94
3, (4) Roberto Moya	CUB	64.12
4, (9) Costel Gras	ROU	62.86
5, (10) Attila Horváth	HUN	62.82
6, (3) Juan Martínez	CUB	62.64
7, (2) Dmitriy Kovtsun	UKR	EUN 62.04
8, (6) Dmitriy Shevchenko	RUS	EUN 61.78

(Competitors: 32; Countries: 24; Finalists: 12)

Series	<u>1</u>	<u>2</u>	<u>3</u>	<u>4</u>	<u>5</u>	<u>6</u>
Ubartas	60.90	62.64	64.36	x	65.12	x
Schult	64.26	63.54	63.84	63.38	64.94	63.08
Moya	64.12	x	x	62.72	x	62.02
Grasu	59.90	60.50	62.18	62.86	62.40	x
Horváth	62.50	62.72	62.82	x	62.56	62.06
Martínez	61.72	61.30	61.86	62.64	62.10	x
Kovtsun	x	60.04	60.58	x	60.66	62.04
Shevchenko	61.78	60.92	x	x	x	x

The Soviet Union was in the middle of disintegrating during 1992, with only the Baltic countries fully seceded from the USSR by the time of Barcelona. Romas Ubartas had been the top thrower of 1991 but had missed the World Championships, preferring to wait a year to compete for Lithuania rather than represent the USSR again. Ubartas led the qualifiers with 66.08, but had to wait until round 3 of the final before overtaking Schult's 64.26 by 10cm. Schult regained the lead in the penultimate round with 64.94, only for Ubartas to respond immediately with 65.12. Roberto Moya was the surprise bronze medallist, having thrown 64.12 in the opening round. A bigger surprise was that World Champion Lars Riedel and Ubartas's experienced countryman Vaclavas Kidykas each failed to qualify.

Atlanta, 31 Jul 1996

1, (6) Lars Riedel	GER	69.40OR
2, (7) Vladimir Dubrovshchik	BLR	66.60
3, (10) Vasily Kaptyukh	BLR	65.80
4, (8) Anthony Washington	USA	65.42
5, (1) Virgilijus Alekna	LTU	65.30
6, (3) Jürgen Schult	GER	64.62
7, (9) Vitaliy Sidorov	UKR	63.78
8, (2) Vaclavas Kidykas	LTU	62.78

(Competitors: 39; Countries: 30; Finalists: 12)

Series	<u>1</u>	<u>2</u>	<u>3</u>	<u>4</u>	<u>5</u>	<u>6</u>
Riedel	x	x	65.40	63.10	69.40	69.24
Dubrovshchik	64.86	66.60	64.38	59.68	x	x

	<u>1</u>	<u>2</u>	<u>3</u>	<u>4</u>	<u>5</u>	<u>6</u>
Kaptyukh	63.24	64.00	65.80	x	63.82	65.08
Washington	65.42	x	x	61.34	x	62.50
Alekna	62.28	65.30	64.50	x	64.54	63.74
Schult	62.82	64.42	62.62	64.62	64.38	63.78
Sidorov	63.44	x	x	62.76	63.78	62.82
Kidykas	61.48	57.52	62.78	x	61.68	61.88

Lars Riedel had won three world titles by the time of Atlanta but his failure to qualify for the Barcelona final gave him a big incentive for the '96 Olympics. Having led the 39 throwers in the qualifying with 64.66, Riedel had one chance left following two foul throws in the final. After a toilet break, he responded by throwing 65.40 for fourth position. Ahead of him were Dubrovshchik, the tough Belarussian who threw 66.60 in the second round, and his teammate Kaptyukh who was in second with 65.80. Anthony Washington, America's best, was just 2cm ahead of the German.

Riedel, possibly the finest natural talent the event had seen (Al Oerter was left openmouthed in wonderment at Riedel's physique when the two met for the first time) had to wait until the fifth round before producing a throw commensurate with his talent. His 69.40 was an Olympic record, and his final throw of 69.24 also exceeded the old record.

Sydney, 25 Sep 2000

1, (9) Virgilijus Alekna	LTU	69.30
2, (6) Lars Riedel	GER	68.50
3, (8) Frantz Kruger	RSA	68.19
4, (4) Vasily Kaptyukh	BLR	67.59
5, (7) Adam Setliff	USA	66.02
6, (5) Jason Tunks	CAN	65.80
7, (2) Vladimir Dubrovshchik	BLR	65.13
8, (10) Jürgen Schult	GER	64.41

(Competitors: 46; Countries: 30; Finalists: 12)

Series	<u>1</u>	<u>2</u>	<u>3</u>	<u>4</u>	<u>5</u>	<u>6</u>
Alekna	58.55	67.54	68.73	66.64	69.30	64.78
Riedel	65.18	x	68.50	68.08	67.33	63.87
Kruger	67.89	x	68.19	68.06	x	62.72
Kaptyukh	58.93	64.50	67.59	64.42	65.07	66.70
Setliff	60.50	66.02	64.72	65.10	63.10	61.99
Tunks	59.59	64.58	65.35	x	65.80	64.38
Dubrovshchik	63.95	65.13	x	64.32	x	60.15
Schult	x	60.83	63.34	64.41	62.63	61.96

Reigning champion Riedel led the qualifiers with 68.15 with Kruger (67.54) and Alekna (67.10) close behind. The massive Kruger (2.03/118Kg) was the early leader in the final with 67.89. Round three saw major movements, as Kruger improved to 68.19 but found himself only in third place, just ahead of Kaptyukh's pb throw of 67.59. Riedel had preceded the South African with 68.50, and Kruger was followed by Alekna with 68.73. Alekna proved his status as favourite by improving to 69.30 with his penultimate throw. The imposing (2.00/130Kg) winner had once worked as a bodyguard to the former President of Lithuania.

Athens, 23 Aug 2004

1, (12) Virgilijus Alekna	LTU	69.89OR
2, (5) Zoltán Kővágó	HUN	67.04
3, (7) Aleksander Tammert	EST	66.66
4, (2) Vasily Kaptyukh	BLR	65.10
5, (9) Frantz Kruger	RSA	64.34
6, (8) Casey Malone	USA	64.33
7, (11) Lars Riedel	GER	62.80
8, (10) Hannes Hopley	RSA	62.58

(Competitors: 39; Countries: 26; Finalists: 12)

Series	1	2	3	4	5	6
Alekna	69.89	x	x	x	69.49	x
Kővágó	57.31	66.40	66.03	67.04	58.25	x
Tammert	66.66	x	64.28	63.95	64.04	x
Kaptyukh	65.10	59.82	62.88	63.44	64.89	63.63
Kruger	64.34	x	61.01	62.53	x	60.73
Malone	62.80	60.34	x	64.33	62.73	63.65
Riedel	x	62.80	x	-	-	-
Hopley	60.18	61.99	62.58			

There were two candidates for gold, defending champion Alekna, and European Champion Robert Fazekas (HUN). The Hungarian led the qualifying with 68.10 to Alekna's 67.79, with Tammert (65.70) the only other thrower to reach the automatic qualifying mark of 64.50.

In the final Fazekas began with 66.39, but was quickly overtaken by Tammert (66.66) and Alekna, who improved Lars Riedel's Olympic record of 69.40 with 69.89. Fazekas, who had thrown a massive 71.25 in winning the 2002 World Cup, then threw 70.93, the second-longest throw ever in a major meeting. Alekna tightened up, throwing well only in the fifth round with 69.49. Behind them Tammert's opening throw held up for third, until Kővágó hit 67.04 in the fourth. Riedel's challenge for a medal dissipated with his third round groin injury which caused him to withdraw. Fazekas then took a victory lap, but the drama was not finished. Before the medal ceremony, the Hungarian was disqualified as he "refused to provide a complete urine sample", according to the IOC. So the title was retained by Alekna.

Beijing, 19 Aug 2008

1, (11) Gerd Kanter	EST	68.82
2, (7) Piotr Małachowski	POL	67.82
3, (4) Virgilijus Alekna	LTU	67.79
4, (10) Robert Harting	GER	67.09
5, (9) Frank Casanas	ESP	66.49
6, (2) Bogna Pishchalnikov	RUS	65.88
7, (12) Rutger Smith	NED	65.39
8, (6) Robert Fazekas	HUN	63.43

(Competitors: 37; Countries: 29; Finalists: 12)

Series	1	2	3	4	5	6
Kanter	63.44	66.38	62.75	68.82	x	65.98
Małachowski	66.45	67.82	66.98	63.91	65.78	x
Alekna	x	65.77	64.42	67.79	x	67.18
Harting	65.58	64.84	67.09	x	x	66.51
Casanas	59.54	62.16	64.46	64.11	64.97	66.49
Pishchalnikov	64.09	64.25	61.13	65.88	x	x
Smith	64.61	65.31	64.36	64.25	x	65.39
Fazekas	62.25	63.43	62.49	x	x	59.34

Alekna was a slight favourite over World Champion Kanter, having defeated him 3-1 in 2008 prior to Beijing. The qualifying round saw the demise of all three US throwers, along with Zoltán Kővágó (HUN) and Iran's talented Ehsan Hadadi (69.32 in June).

Consistent Małachowski surprisingly led at the end of the first round in the final with 66.45, and by the end of the next round he had consolidated his lead with 67.82, ahead of Kanter (66.38) and Alekna (65.77). Harting went into silver medal position in round three with 67.09, and it was only in the fourth stanza, on consecutive throws, that Alekna (67.79), and Kanter (68.82) clicked. Alekna had the only other 67m throw (67.18) in the final round, before Kanter set off on a joyous victory lap. After winning his Olympic gold, the New York Times invited him to see how far he could throw a variety of familiar objects. The best he managed was 50m for a 400g tin of sardines

MEN'S DISCUS THROW

The Best on Points

32	Al Oerter USA	1956-1, 1960-1, 1964-1, 1968-1
26	Virgilijus Alekna LTU	1996-5, 2000-1, 2004-1, 2008-3
24	Martin Sheridan USA	1904-1, 1906-1, 1908-1

Men's Discus Throw continued

Most Finals

4	Adolfo Consolini ITA	1948-1, 1952-2, 1956-6, 1960-17
	Ferenc Klics HUN	1948-5, 1952-5, 1956-7, 1960-10
	Oerter	
	Ludvík Daněk TCH (CZE)	1964-2, 1968-3, 1972-1, 1976-9
	Jay Silvester USA	1964-4, 1968-5, 1972-2, 1976-8
	Jürgen Schult GDR/GER	1988-1, 1992-2, 1996-6, 2000-8
	Alekna	

Most Appearances

4	André Tison FRA	1906-5, 1908-8, 1912-30, 1920-11
	Elmer Niklander FIN	1908-AC/, 1912-4, 1920-1, 1924-7
	Consolini	
	Klics	
	Oerter	
	Daněk	
	Silvester	
	Schult	
	Vaclav Kidykas URS/EUN/LTU	1988-13Q, 1992-15Q, 1996-8, 2000-30Q
	Lars Riedel GER	1992-14Q, 1996-1, 2000-2, 2004-7
	Dragan Mustapić BIH/CRO	1992-29Q, 1996-27Q, 2000-34Q, 2004-34Q
	Aleksander Tammert EST	1996-25Q, 2000-9, 2004-3, 2008-12
	Alekna	

Placing Table

	G	S	B	4	5	6	7	8	M	Points
USA	14	9	13	6	8	6	2	3	36	340
GER	3	4	1	4	2	3	2	2	8	101
FIN	2	3	1	2	-	3	2	2	6	68
HUN	1	1	-	1	7	1	3	1	2	58
URS/EUN	1	1	-	1	2	3	1	3	2	42
ITA	1	2	1	-	-	1	2	1	4	36
GRE	-	2	2	1	-	1	1	-	4	36
LTU	3	-	1	-	1	-	-	1	4	35
TCH (CZE)	1	2	1	-	-	1	-	-	4	31
SWE	-	-	1	2	-	2	2	4+1=	1	30.5
NOR	-	-	-	4	1	-	2	2	0	30
BLR	-	1	1	2	-	-	1	-	2	25
POL	-	1	-	-	1	1	2	-	1	18
FRA	-	-	1	1	1	-	-	1	1	16
CUB	-	-	2	-	-	1	-	-	2	15
EST	1	-	1	-	-	-	-	-	2	14
RSA	-	-	1	-	1	-	-	1	1	11
GBR	-	-	-	2	-	-	-	-	0	10
BOH	-	1	-	-	-	-	-	-	1	7
ROU	-	-	-	1	-	-	-	-	0	5
AUT	-	-	-	-	1	-	-	-	0	4
ESP	-	-	-	-	1	-	-	-	0	4
CAN	-	-	-	-	-	1	-	-	0	3
RUS	-	-	-	-	-	1	-	-	0	3
BUL	-	-	-	-	-	-	1	1	0	3
DEN	-	-	-	-	-	-	1	1=	0	2.5
NED	-	-	-	-	-	-	1	-	0	2
UKR	-	-	-	-	-	-	1	-	0	2
YUG (BIH)	-	-	-	-	-	-	-	1	0	1
Totals	27	27	27	27	26	25	24	23+2=	81	953

Breakdown of GER placings:

GDR	1	2	-	3	1	1	-	-	3	44
GER	1	2	-	1	1	1	2	1	3	39
FRG	1	-	1	-	-	1	-	1	2	18
Totals	3	4	1	4	2	3	2	2	8	101

Breakdown of URS/EUN placings:

RUS	1	-	-	1	1	-	-	3	1	20
UKR	-	-	-	-	-	2	1	-	0	8
LTU	-	1	-	-	-	-	-	-	1	7
BLR	-	-	-	-	1	1	-	-	0	7
Totals	1	1	-	1	2	3	1	3	2	42

Hammer Throw

Athens, 1896

Not held

Paris, 16 Jul 1900

1,	John Flanagan	USA	51.01
2,	Truxton Hare	USA	46.25
3,	Josiah McCracken	USA	44.50

4,	Eric Lemming	SWE
5,	Karl Staaf	SWE

(Competitors: 5; Countries: 2)

Flanagan, who had emigrated from Ireland in 1896, was the only man able to throw beyond 50m, a distance he had achieved four times in 1899. Two versions of the result exist. The first (shown here) is 51.01/46.25/44.50 for the top three, while others quote 49.73/46.13/42.46. The first marks appear in the New York Times, and the *Manchester Guardian*. The Finnish publication *Olympialais-Kisat I* gives a slightly different mark for Flanagan (50.99), but this was probably converted from 167' 4" rather than the 167' 4.5" which equates to 51.01. Reports that the event was held on July 15 probably give rise to the second set of distances, which almost certainly came from a qualifying competition. Such marks were normally included in the final result.

St. Louis, 29 Aug 1904

1,	John Flanagan	USA	51.23OR
2,	John DeWitt	USA	50.265
3,	Ralph Rose	USA	45.73
4,	Charles Chadwick	USA	42.785
5,	James Mitchel	USA	
6,	Albert Johnson	USA	

(Competitors: 6; Countries: 1)

Alfred Plaw, who had beaten Flanagan in the US Championships, was missing from the competition but defending champion Flanagan's opposition was thought to be fierce enough. Rose had reputedly thrown over 58m in training, while De Witt had looked impressive in practice.

Flanagan settled things early, producing 51.23 in the first round. The stocky (1.78/86Kg) Irish-American backed up his winning effort with another throw of 50.90. Behind him the athletic (1.83/95Kg) De Witt was a solid second with 50.26, while Rose's cumbersome technique was shown up as he threw only 45.73 with a single turn as opposed to the two turns used by the first two men.

Athens, 1906

Not held

London, 14 Jul 1908

			Qualifying (in three sections)
1, (C1)	John Flanagan	USA	51.92OR 50.35
2, (C3)	Matt McGrath	USA	51.18 51.18
3, (A3)	"Con" Walsh	CAN	48.50 48.50
4, (B2)	Tom Nicolson	GBR	48.09 48.09
5, (A4)	Lee Talbott	USA	47.86 47.86
6, (B3)	"Bill" Horr	USA	46.94 46.94
7, (C2)	Simon Gillis	USA	45.58 45.58
8, (A1)	Eric Lemming	SWE	43.05 43.05

(Competitors: 18; Countries: 8; Finalists: 3)

The two top throwers – Flanagan and McGrath – were seeded in the same qualifying group, which McGrath won 51.18 to 50.35. The other pools were won by Walsh and Nicolson. Both Nicolson and Talbott, who did not qualify, were both well capable of throwing beyond 50m, which indicates the harshness of the qualifying system. Like Sheridan in the discus, Flanagan was able to regroup after the qualifying round, and won with his sixth round throw, to become the first man to win three consecutive Olympic titles over an eight-year period.

Stockholm, 14 Jul 1912

1,	Matt McGrath	USA	54.74OR
2,	Duncan Gillis	CAN	48.39
3,	Clarence Childs	USA	48.17
4,	Robert Olsson	SWE	46.50
5,	Carl-Johan Lind	SWE	45.61
6,	Denis Carey	GBR	43.78
7,	Nils Linde	SWE	43.32
8,	Carl Jahnzon	SWE	42.58

(Competitors: 15; Countries: 4; Finalists: 3)

Series	1	2	3	4	5	6
McGrath	54.41	54.23	54.28	52.83	53.90	54.74
Gillis	48.39	46.17	48.39	Injured		
Childs	48.17	48.17	x	x	x	x
Olsson	46.50	39.56	46.50	x		
Lind	45.61	45.06	x	45.61		
Carey	43.78	38.99	43.78	x		

This was the era of McGrath and Pat Ryan (both USA). Between them they won all but two US titles between 1908 and 1922. Ryan did not compete in Stockholm, so the way was clear for McGrath, who dominated the event. Every one of his six throws was well in advance of the opposition, with his six casts averaging beyond 54m, more than 5m in advance of the next best thrower. Simon Gillis, who had injured himself in training, sprained his ankle on his third throw and had to be carried off.

Antwerp, 19 Aug 1920

			Qualifying (18 Aug)
1,	Pat Ryan	USA	52.875 52.83
2,	Carl-Johan Lind	SWE	48.43 48.00
3,	Basil Bennet	USA	48.25 48.25
4,	Malcolm Svensson	SWE	47.29 47.29
5,	Matt McGrath	USA	46.67 46.67
6,	Tom Nicolson	GBR	45.70 45.70
7,	Nils Linde	SWE	44.885
8,	James McEachern	USA	44.70

(Competitors: 12; Countries: 5; Finalists: 6)

Ryan, who had set the world record of 57.77 a year before World War I, had won the US title just ahead of McGrath (51.62 to 50.68). The two were expected to battle for the gold medal, but McGrath suffered a knee injury and had to retire after two throws in the qualifying stage. The big (1.88/113Kg) Ryan had an easy victory, having two throws more than 4m beyond his nearest rival. A nice touch was added when Nicholson arrived late for the competition, missing the qualifying rounds, and several of his opponents lobbied successfully for him to be allowed to compete in the final.

Paris, 10 Jul 1924

			Qualifying
1,	Fred Tootell	USA	53.295 50.60
2,	Matt McGrath	USA	50.84 47.055
3,	Malcolm Nokes	GBR	48.875 48.875
4,	Erik Eriksson	FIN	48.74 47.975
5,	Ossian Skiöld	SWE	45.285 45.075
6,	James McEachern	USA	45.225 44.935
7,	Carl-Johan Lind	SWE	44.785
8,	John Murdock	CAN	42.48

(Competitors: 15; Countries: 10; Finalists: 12)

Tootell and McGrath dominated the event in 1924, producing eight of the top 10 marks of the season. The third string American was Jack Merchant, who had competed in the long jump in Antwerp, but here he was nearly 9m below his best with 41.455 for ninth place. Tootell had won the US Trials with his last throw, but in the Olympics settled

things early, leading the qualifiers with 50.60, and then hurling the ball and chain out to 53.295. The first native born American to win the Olympic title won by more than 2m from the 45 year-old McGrath, who moved up from fourth in the final to take his third medal in 16 years.

Amsterdam, 30 Jul 1928

1, (A10)	Pat O'Callaghan	IRL	51.39
2, (A12)	Ossian Skiöld	SWE	51.29
3, (B7)	Edmund Black	USA	49.03
4, (B3)	Armando Poggioli	ITA	48.37
5, (B10)	Donald Gwinn	USA	47.15
6, (B9)	Frank Connor	USA	46.75
7, (A1)	Federico Kleger	ARG	46.60
8, (A9)	Ricardo Bayer	CHI	46.34

(Competitors: 16; Countries: 11; Finalists: 12)

Series	1	2	3	4	5	6
O'Callaghan	?	47.49	?	?	51.39	?
Skiöld	48.50	50e	51.29	50e	51.20	x
Black	49.03	?	x	45e	46e	x
Poggioli	46.96	?	?	45e	48.37	
Connor	46.75	45e	45e			

The pre-Olympic lists were topped by Connor, O'Callaghan and Skiöld. However, Connor placed only fourth in the US Trials, and was considered the least likely of the three to win. O'Callaghan was untested, having improved more than 5m in 1928, so Skiöld, who had led the world in 1926 and 1927, was the favourite. After the qualifying stage, Connor lagged in sixth with 46.75, which would be his best throw of the day, while O'Callaghan was third with 47.49. Way ahead was Skiöld with 51.29, leading from Black's 49.03. It was only in the penultimate round that O'Callaghan took the lead, with 51.39, to win Ireland's first Olympic gold medal. However five of the previous six hammer titles had gone to Irish-born athletes. The unfortunate Skiöld thus lost the gold by just 10cm.

Los Angeles, 1 Aug 1932

1, (8)	Pat O'Callaghan	IRL	53.92
2, (1)	"Ville" Pörhölä	FIN	52.27
3, (3)	Peter Zaremba	USA	50.33
4, (2)	Ossian Skiöld	SWE	49.25
5, (13)	Grant McDougall	USA	49.12
6, (12)	Federico Kleger	ARG	48.33
7, (9)	Gunnar Jansson	SWE	47.79
8, (4)	Armando Poggioli	ITA	46.90

(Competitors: 14; Countries: 9; Finalists: 10)

Series	1	2	3	4	5	6
O'Callaghan	47.76	52.21	50.87	51.81	51.85	53.92
Pörhölä	51.27	52.27	x	x	50.86	51.76
Zaremba	50.33	47.67	50.16	x	x	x
Skiöld	49.25	47.95	48.39	47.84	48.08	48.75
McDougall	48.36	49.02	x	49.12	x	48.79
Kleger	42.57	45.77	48.33	x	x	47.79
Jansson	47.33	x	47.79			
Poggioli	44.25	45.47	46.90			

O'Callaghan and Pörhölä had dominated the world hammer scene in 1931, with four throws each over 53m. Though the Irishman led the world before the Olympics, his season's best was only 52.27. In the event, 52m was attainable by only the two top men from the previous year. Pörhölä, who had dabbled in the event in 1922 before taking it up seriously in 1929, led with his opener of 51.27, which he improved by a metre in the next round. O'Callaghan threw 52.21 in the second round, and of the rest only Zaremba was able to exceed 50m.

O'Callaghan was still second as he came up for his last throw, which F. A. M. Webster described in *Great moments in Athletics* as follows:

"The spikes of Dr Pat's left boot drove hard into the cinders, his left leg stiffened to form the immovable fulcrum for the throw, his arms swept round from low right to high left and the hammer departed, flying up and out over his left shoulder in a perfect arc ... the missile soared high above the flags marking the throws of the other competitors."

Berlin, 3 Aug 1936

1,	Karl Hein	GER	56.49 ^{OR}
2,	Erwin Blask	GER	55.04
3,	Fred Warngård	SWE	54.83
4,	Gustaf Koutonen	FIN	51.90
5,	William Rowe	USA	51.66
6,	Donald Favor	USA	51.01
7,	Bernhard Greulich	GER	50.61
8,	Koiti Annamaa	EST	50.46

(Competitors: 27; Countries: 16; Finalists: 17)

Series	1	2	3	4	5	6
Hein	52.13	52.44	x	54.70	54.85	56.49
Blask	52.55	55.04	x	54.10	54.48	x
Warngård	52.05	52.98	54.03	54.83	53.30	50.61
Koutonen	x	50.01	51.90	49.11	49.91	x
Rowe	51.53	51.04	49.29	50.32	51.66	x
Favor	50.78	50.02	51.01	48.48	50.33	47.71
Greulich	50.19	x	50.61			
Annamaa	48.77	49.54	50.46			

O'Callaghan was a member of an athletic association in Ireland which was not the IAAF-recognised federation for that country, and consequently he could not defend his title. The following year he threw 59.56 to give an idea of his capabilities. Meanwhile Germany had developed two excellent throwers in the two years leading up to Berlin – Blask and Hein. Between them, they beat the German record seven times, improving the national record more than 5m to 54.29. The world list was topped by Henry Dreyer (54.94), but he could only reach 50.42 for ninth place, and the battle for the medals was between the two Germans, and Fred Warngård. After the three had throws just beyond 52 (and the best of anyone else that day), Blask threw 55.04, which would survive as a German record until the final round. By then, Hein was in second placed, having caught the Swede's 54.83 with 54.85 in the fifth round. Hein then reached 56.49, the season's best throw, with his final effort.

London, 31 Jul 1948

1, (9)	Imre Németh	HUN	56.07
2, (7)	Ivan Gubijan	SRB	54.27
3, (1)	Robert Bennett	USA	53.73
4, (5)	Samuel Felton	USA	53.66
5, (12)	Lauri Tamminen	FIN	53.08
6, (4)	Bo Ericson	SWE	52.98
7, (11)	Teseo Taddia	ITA	51.74
8, (10)	Einar Söderqvist	SWE	51.48

(Competitors: 25; Countries: 17; Finalists: 13)

Series	1	2	3	4	5	6
Németh	53.59	55.44	54.94	50.05	x	56.07
Gubijan	x	x	54.27	51.76	54.22	x
Bennett	52.53	51.11	52.08	53.73	51.21	49.81
Ericson	52.98	52.20	51.88	52.95	52.98	50.34

The path to gold for Imre Németh was made easier by the suspension of German throwers, principally Karl Storch and reigning champion Karl Hein, who ended the season as the number two and three performers after the Hungarian. Németh finished the year with 10 of the 11 best throws, and here had three throws beyond the best of runner-up Gubijan. Németh saved his best till last, and his 56.07 ensured the first male Hungarian athletics gold in 48 years.

Helsinki, 24 Jul 1952

1,	(6)	József Csermák	HUN	60.34	WR
2,		Karl Storch	GER/FRG	58.86	
3,	(1)	Imre Németh	HUN	57.74	
4,		Jiří Dadák	CZE	56.81	
5,		Nikolay Redkin	UKR	56.55	
6,	(3)	Karl Wolf	GER/FRG	56.49	
7,		Sverre Strandli	NOR	56.36	
8,		Georgiy Dybenko	UKR	55.03	

(Competitors: 33; Countries: 18; Finalists: 25)

Series	1	2	3	4	5	6
Csermák	58.45	57.28	60.34	49.68	x	x
Storch	x	56.45	58.18	58.86	57.80	58.34
Németh	54.92	55.05	56.82	54.95	57.74	56.30
Dadák	54.00	56.81	x	51.72	55.61	54.04
Redkin	53.08	56.55	52.30	53.55	x	54.16
Wolf	56.49	54.98	53.79	53.60	x	56.41
Strandli	56.36	53.77	55.07			
Dybenko	55.03	x	53.68			

Németh, Strandli and Storch were the popular picks for gold, but the qualifying round was led by Csermák, who threw 57.20 for an Olympic record, leading 24 others past the ridiculously low standard of 49.00.

Csermák, a fiery competitor, made his intentions clear with another Olympic record, 58.45, in round 1 of the final. The stocky (1.70/89Kg) Hungarian showed great quickness in the circle and exploded in the third round with a world record 60.34. Storch threw a good 58.18 to move ahead of Németh's 56.82. Strandli surprisingly missed the cut for three more throws, edged out by the 40 year-old Wolf. The Norwegian later in 1952 became the first man to throw over 200 feet (60.96). Storch produced two more 58m+ throws, the best being 58.86 in round 4, while Németh improved his 1cm margin over Dadák to almost a metre with his fifth-round 57.74. Csermák became the youngest ever winner of the Olympic hammer title at 20 years 161 days.

Melbourne, 24 Nov 1956

1,	Hal Connolly	USA	63.19	OR
2,	Mikhail Krivonosov	BLR	URS	63.03
3,	Anatoliy Samotsvetov	RUS	URS	62.56
4,	Albert Hall	USA	61.96	
5,	József Csermák	HUN	60.70	
6,	Krešo Račić	CRO	YUG	60.36
7,	Dmitriy Yegorov	UKR	URS	60.22
8,	Sverre Strandli	NOR	59.21	

(Competitors: 22; Countries: 14; Finalists: 15)

Series	1	2	3	4	5	6
Connolly	x	60.92	62.65	61.76	63.19	x
Krivonosov	60.59	63.00	63.03	x	x	x
Samotsvetov	62.10	58.13	61.94	60.22	59.20	62.56
Hall	57.76	61.83	x	61.58	x	61.96
Csermák	58.27	58.43	60.70	x	59.10	x
Račić	57.99	60.36	x	x	58.07	55.09
Yegorov	60.22	x	x			
Strandli	58.62	58.49	59.21			

Krivonosov, an athletic (1.89/90Kg) Belarussian had broken the world record with 63.34 in winning the 1954 European title, and made six improvements to 67.32 in October 1956. Connolly then threw 68.54 three weeks before the Melbourne final. Their dominance was dented briefly by Clifford Blair, who threw an unratified 65.95, before curiously being ejected from the US team by the US Olympic committee for persistently refusing to stop writing newspaper articles!

The Olympic record survived the qualifying round, led by Samotsvetov (59.53). However, it fell quickly to the Russian's 62.10 in the opening round of the final. Hall broke into a Soviet top three in the next round with 61.83, as Krivonosov took over the lead with 63.00. Connolly – whose left arm was four inches shorter than his right – produced a foul of over 65m in the first round, moved into third in round

3 with 62.65 and then took over the lead with his fifth-round 63.19. Samotsvetov edged Hall 62.56 to 61.96 in the final round. Connolly won both the gold and a wife. He married Czech discus winner Olga Fikotová early in 1957, after meeting her in Melbourne.

Rome, 3 Sep 1960

1,	(14)	Vasiliy Rudenkov	RUS	URS	67.10	OR
2,	(2)	Gyula Zsivótzky		HUN	65.79	
3,	(1)	Tadeusz Rut		POL	65.64	
4,	(11)	John Lawlor		IRL	64.95	
5,	(13)	Olgierd Cieplý		POL	64.57	
6,	(4)	Zvonko Bezjak	SRB	YUG	64.21	
7,	(15)	Anatoliy Samotsvetov	RUS	URS	63.60	
8,	(6)	Hal Connolly		USA	63.59	

(Competitors: 28; Countries: 19; Finalists: 15)

Series	1	2	3	4	5	6
Rudenkov	65.60	64.98	67.10	66.62	64.58	66.23
Zsivótzky	60.83	63.83	64.87	65.79	x	65.11
Rut	64.51	65.64	64.95	x	64.85	63.54
Lawlor	x	62.59	64.09	64.95	x	x
Cieplý	60.03	64.07	62.27	64.57	64.48	62.06
Bezjak	61.96	64.21	63.54	63.95	62.86	x
Samotsvetov	x	63.60	x			
Connolly	63.05	62.57	63.59			

Connolly had twice improved his world record in the years between Melbourne and Rome, with the first 70m throw (70.33) just a month earlier in California. The number one thrower of 1959, Rudenkov, led the qualifiers with an Olympic record of 67.03, with 1952 champion Csermák the most prominent non-qualifier.

Rudenkov, who had been reaching massive (73m+) distances in training in Rome, took the lead in round 1 of the final with 65.60, ahead of European Champion Rut (64.51). The Pole moved into a short-lived lead with his next throw of 65.64, to which Rudenkov responded with 67.10 in round 3. Zsivótzky jumped from sixth to third with his third throw of 64.87, with Lawlor the final man to make the cut-off, his 64.09 good enough to edge veterans Samotsvetov (63.60) and Connolly (63.59). At the last moment Connolly tried to make modifications to his technique, and this, allied with the tension of the competition, was enough to eliminate him. Rudenkov kept up the pressure and ended up with three throws beyond the best of the statuesque (1.90/90Kg) Zsivótzky, who reached 65.79 in round 4.

Tokyo, 18 Oct 1964

1,	(3)	Romuald Klim	BLR	URS	69.74	OR
2,	(7)	Gyula Zsivótzky		HUN	69.09	
3,	(13)	Uwe Beyer		GER/FRG	68.09	
4,	(1)	Yuriy Nikulin	RUS	URS	67.69	
5,	(15)	Yuriy Bakarinov	RUS	URS	66.72	
6,	(8)	Hal Connolly		USA	66.65	
7,	(10)	Ed Burke		USA	65.66	
8,	(14)	Olgierd Cieplý		POL	64.83	

(Competitors: 24; Countries: 14; Finalists: 15)

Series	1	2	3	4	5	6
Klim	67.19	64.64	68.59	69.74	68.81	68.17
Zsivótzky	69.09	66.20	68.47	67.41	67.85	67.32
Beyer	68.09	65.64	62.91	x	65.71	x
Nikulin	67.08	67.01	67.69	x	x	65.61
Bakarinov	65.91	66.50	65.39	65.25	66.72	x
Connolly	x	62.95	66.65	x	64.73	x
Burke	65.66	65.06	62.68			
Cieplý	64.83	x	x			

While a number of good throwers failed to qualify, all those favoured got through. Heinrich Thun (AUT) – the third ranked thrower from 1963 – had a poor final, throwing just 62.76 after slipping in the rain-drenched circle. Rome silver medallist, the warrior-faced Zsivótzky, took the lead in the first round, and held it from Klim (68.59) and the

left-handed Beyer (68.09). The athletic (1.91/95Kg) Beyer improved his best by over 3m, and held off Yuriy Nikulin's third round 67.69 for the bronze medal. Connolly again performed slightly below expectations, only scraping into the final six with his third round throw, which shunted Ed Burke down to seventh. Klim took over in round 4, reaching the Olympic record distance of 69.74 to edge Zsivótzky for the gold. For the second time in a row, a Belarussian had won gold. Klim's legacy, in a country which 30 years later continues to produce excellent hammer throwers is marked by the most important annual domestic hammer competition, which bears his name.

Mexico City, 17 Oct 1968

1, (13)	Gyula Zsivótzky	HUN	73.36OR
2, (12)	Romuald Klim	URS	73.28
3, (1)	Lázár Lovász	HUN	69.78
4, (2)	Takeo Sugawara	JPN	69.78
5, (9)	Sándor Eckschmidt	HUN	69.46
6, (7)	Gennadiy Kondrashov	URS	69.08
7, (10)	Reinhard Theimer	GDR	68.84
8, (11)	Helmut Baumann	GDR	68.26

(Competitors: 22; Countries: 12; Finalists: 13)

Series	1	2	3	4	5	6
Zsivótzky	72.26	72.46	72.54	x	73.36	72.22
Klim	72.24	68.96	72.82	73.28	71.16	71.64
Lovász	64.76	x	69.78	x	69.38	x
Sugawara	67.24	68.12	x	69.06	69.78	61.40
Eckschmidt	67.84	68.50	69.46	x	67.64	68.08
Kondrashov	69.08	67.00	68.64	67.10	67.98	67.70
Theimer	68.82	x	66.16	68.84	67.86	63.54
Baumann	65.94	66.98	68.26	x	63.76	x

Klim won the European title in 1966, and appeared to have established supremacy over Zsivótzky, although the Hungarian had improved his 1965 world record of 73.74 by 2cm a month before the Games. Klim waited till he arrived in Mexico to show his best form, when he threw 73.54. Zsivótzky responded by leading the qualifying round with an Olympic record 72.60, more than 3m ahead of the field, with Beyer (65.02), American four-time Olympians Hall (65.70) and Connolly (65.00) failing to make the 66.00 limit.

No-one reached 70m in the final until Klim went 3m clear of the field with his Olympic record 72.24. He was surpassed immediately by Zsivótzky (72.26). The mighty Magyar reached 72.46 and 72.54 in the next two rounds, only to be headed by Klim's third round 72.82. Klim lengthened his lead with a fourth round 73.28, and it appeared that the status quo was being upheld. But Zsivótzky's confidence was high. One week before the Games he had thrown 75.30 in practice, and had been motivated by former champion Csermák. His fifth throw measured 73.36, edging Klim by just 8cm. Lovász made it a particularly good day for Hungary by edging Sugawara for bronze on the basis of a better second best throw.

Munich, 7 Sep 1972

1,	(8)	Anatoliy Bondarchuk	UKR	URS	75.50OR
2,	(18)	Jochen Sachse		GDR	74.96
3,	(20)	Vasiliy Khmelevskiy	BLR	URS	74.04
4,	(11)	Uwe Beyer		FRG	71.52
5	(16)	Gyula Zsivótzky		HUN	71.38
6,	(15)	Sándor Eckschmidt		HUN	71.20
7,	(3)	Edwin Klein		FRG	71.14
8,	(5)	Shigenobu Murofushi		JPN	70.88

(Competitors: 31; Countries: 17; Finalists: 20)

Series	1	2	3	4	5	6
Bondarchuk	75.50	72.62	71.76	73.78	73.50	72.90
Sachse	71.54	x	73.70	71.26	x	74.96
Khmelevskiy	68.82	71.62	74.04	68.16	x	x
Beyer	70.32	71.52	x	68.98	69.90	x
Zsivótzky	71.38	70.44	70.48	x	70.66	70.20

	1	2	3	4	5	6
Eckschmidt	71.20	x	67.26	69.24	67.90	68.86
Klein	71.14	x	x	69.70	70.26	x
Murofushi	69.36	70.88	70.32	65.70	69.08	68.54

Bondarchuk had been the world's best in two of the previous three seasons, and lived up to his billing, leading the 20 qualifiers over 66m with a throw of 72.88. Zsivótzky was next best on 71.20.

Edwin Klein, who would later become a successful novelist in his home country, led the final with 71.14 until Bondarchuk stepped into the circle for his first throw. The compact (1.83/111Kg) Ukrainian immediately stamped his authority on the competition with an Olympic record 75.50. The first round finished with Sachse in second place with 71.54, a position he exchanged with Khmelevskiy three times before finally winning silver with his final throw of 74.96. Khmelevskiy was the only other thrower over 72m with 74.04.

Montreal, 28 Jul 1976

1, (7)	Yuriy Sedykh	RUS	URS	77.52OR
2, (10)	Aleksey Spiridonov	RUS	URS	76.08
3, (6)	Anatoliy Bondarchuk	UKR	URS	75.48
4, (12)	Karl-Hans Riehm		FRG	75.46
5, (8)	Walter Schmidt		FRG	74.72
6, (5)	Jochen Sachse		GDR	74.30
7, (1)	Chris Black		GBR	73.18
8, (11)	Edwin Klein		FRG	71.34

(Competitors: 20; Countries: 13; Finalists: 12)

Series	1	2	3	4	5	6
Sedykh	75.64	77.52	x	x	75.58	76.40
Spiridonov	75.74	73.94	75.28	75.60	x	76.08
Bondarchuk	75.48	x	74.64	74.16	x	75.46
Riehm	75.00	73.08	x	75.46	75.42	74.62
Schmidt	72.58	74.72	74.36	73.52	74.72	72.42
Sachse	71.90	72.84	72.80	73.14	74.30	73.70
Black	70.56	72.38	73.18	x	69.54	x
Klein	68.14	70.52	70.32	70.36	69.76	71.34

There were six prospective medal winners – all with bests further than 76m – making this a very open event. Sedykh and Riehm were considered the best candidates. Riehm led the qualifying with 74.46, but by the time he had thrown 75.00 in the first round of the final, all the medals were settled. Ahead of him in order of throwing were the three Soviets; Bondarchuk (75.48), Sedykh (75.64), and Spiridonov (75.74). In the next round the 21 year-old Sedykh exhibited enormous power and speed to reach 77.52. Spiridonov responded well, with three throws over 75m, but Sedykh was never in danger of being beaten. Bondarchuk provided the most exciting moment of the event when his hammer flew high and wide off to the left, bouncing on the track and fortunately missing officials and the 5000m heat runners.

Moscow, 31 Jul 1980

1, (1)	Yuriy Sedykh	RUS	URS	81.80WR
2, (3)	Sergey Litvinov	RUS	URS	80.64
3, (2)	Jüri Tamm	EST	URS	78.96
4, (6)	Roland Steuk		GDR	77.54
5, (10)	Detlef Gerstenberg		GDR	74.60
6, (11)	Emanouil Dyulgerov		BUL	74.04
7, (4)	Giampaolo Urlando		ITA	73.90
8, (5)	Ireneusz Golda		POL	73.74

(Competitors: 17; Countries: 12; Finalists: 12)

Series	1	2	3	4	5	6
Sedykh	81.80	81.46	79.68	x	80.98	80.70
Litvinov	80.64	x	x	x	x	x
Tamm	77.84	78.96	77.92	77.26	x	76.86
Steuk	74.34	76.00	75.58	77.26	77.54	x
Gerstenberg	73.64	74.60	73.98	x	x	73.40
Dyulgerov	70.14	71.34	71.82	71.34	74.04	x
Urlando	73.60	73.90	73.18	73.30	x	x
Golda	73.38	73.74	x	x	x	x

The boycott again interfered with what would have been a great duel. Karl-Hans Riehm was undefeated in 1980 and threw 80.80 in Germany the day before the Olympic final. Both Litvinov (81.66) and Sedykh (80.38 and 80.64) had set world records earlier in 1980. Sedykh led the qualifiers with 78.22, beating his own Olympic record, as eight automatically qualified at 72m+. The thinness of the boycotted fields was shown by 69.38 being the cut-off mark for the final 12.

Sedykh opened the final, spinning quickly and showing immense power as he accelerated the hammer through three turns, letting fly a killer blow. The ball and chain flew out well beyond 80m to be measured at a world record of 81.80. Tamm followed with a steady 77.84, and then Litvinov – spinning even faster than Sedykh – produced 80.64. The first three throws of the competition had determined the medals, as only Roland Steuk of the non-Soviets was able to throw further than 75m.

Sedykh threw 81.46 in round 2, but videotape shows this quite clearly to have been a foot foul. Litvinov, trying too hard, had five fouls, while Tamm improved with his second throw to reach 78.96. Sedykh finished his day with four efforts over 80m. Five days later Sedykh met Riehm, who had reportedly thrown 83m in practice on the day of the Olympic final. The German won 80.78 to 80.54, and he ended 2-0 up on Sedykh for the season.

Los Angeles, 6 Aug 1984

1, (11) Juha Tiainen	FIN	78.08
2, (12) Karl-Hans Riehm	FRG	77.98
3, (6) Klaus Ploghaus	FRG	76.68
4, (5) Orlando Bianchini	ITA	75.94
5, (8) Bill Green	USA	75.60
6, (7) Harri Huhtala	FIN	75.28
7, (3) Walter Ciofani	FRA	73.46
8, (10) Bob Weir	GBR	72.62

(Competitors: 23; Countries: 13; Finalists: 12)

Series	1	2	3	4	5	6
Tiainen	70.56	72.64	78.08	74.54	75.28	75.82
Riehm	73.68	74.70	77.98	x	76.46	x
Ploghaus	75.48	75.96	72.16	75.18	x	76.68
Bianchini	72.18	72.12	74.70	73.42	75.94	73.78
Green	x	72.68	74.76	67.70	75.60	72.12
Huhtala	74.34	74.44	73.86	74.72	73.10	75.28
Ciofani	x	71.86	73.46	x	71.20	68.86
Weir	71.16	x	72.62			

The top three of those eligible were Tiainen, Riehm, and Ploghaus, so it was no surprise to see the final result, with Tiainen and Riehm producing their best on successive throws in the third round. The first Italian to place fourth originally was Giampaolo Urlando with 75.96, but he was disqualified after he tested positive for testosterone. Tiainen said of his victory "I'm glad for the gold, but it wasn't the same without them." "Them" were the Soviet bloc throwers, particularly Sedykh, Litvinov, Tamm and Litvinov. Between them these four had 16 marks beyond the best of Tiainen in 1984. Sedykh headed the list, breaking the world record by more than 2m, and exceeding 82m 31 times in seven competitions.

Seoul, 26 Sep 1988

1, (4) Sergey Litvinov	RUS	URS	84.80OR
2, (12) Yuriy Sedykh	RUS	URS	83.76
3, (1) Jüri Tamm	EST	URS	81.16
4, (2) Ralf Haber		GDR	80.44
5, (5) Heinz Weis		FRG	79.16
6, (3) Tibor Gécsek		HUN	78.36
7, (9) Imre Szitás		HUN	77.04
8, (11) Ivan Tanev		BUL	76.08

(Competitors: 30; Countries: 16; Finalists: 12)

Series	1	2	3	4	5	6
Litvinov	84.76	83.82	83.86	83.98	84.80	83.80
Sedykh	80.96	83.62	83.44	83.44	x	83.76
Tamm	80.94	81.16	x	x	x	x
Haber	78.92	78.72	79.18	x	78.88	80.44
Weis	78.50	76.80	x	77.70	78.98	79.16
Gécsek	78.18	76.52	74.36	77.82	x	78.36
Szítás	76.00	76.40	76.20	75.66	76.10	77.04
Tanev	75.56	75.76	x	75.28	75.54	76.08

Between them Sedykh and Litvinov won every major title available to them between 1976 and 1987. Not unnaturally they were rated as the favourites ahead of teammate Tamm, with Sedykh tipped to win. Litvinov led the preliminaries with 81.24, as Christoph Sahner, an 81m thrower himself, had the unenviable record of producing the longest ever non-qualifying mark of 75.84. Such a throw would have won a medal in all but two previous Games.

By the time the first round of the final had been completed the top six positions had been settled. Tamm started the competition with an 80m throw. Three throws later Litvinov, looking heavier than before (he now packed 110kg on his 1.80 frame), showed a mixture of intense power and balance as he hurled the hammer out to 84.76 to break Sedykh's Olympic record by almost 3m. This was clearly a different Litvinov from previous championships; never before had he produced such consistency. His worst of six throws exceeded the best by Sedykh. All 13 of the measured throws by the three Soviets was better than the best of fourth-placer Ralf Haber, despite a fine 80.44 by the East German.

Barcelona, 2 Aug 1992

1, (11) Andrey Abduvaliyev	TJK	EUN	82.54
2, (8) Igor Astapkovich	BLR	EUN	81.96
3, (7) Igor Nikulin	RUS	EUN	81.38
4, (4) Tibor Gécsek		HUN	77.78
5, (9) Jüri Tamm		EST	77.52
6, (5) Heinz Weis		GER	76.90
7, (12) Lance Deal		USA	76.84
8, (1) Sean Carlin		AUS	76.16

(Competitors: 27; Countries: 19; Finalists: 12)

Series	1	2	3	4	5	6
Abduvaliyev	78.56	80.18	80.34	82.54	79.12	82.24
Astapkovich	80.02	x	81.80	78.08	81.70	81.96
Nikulin	78.46	78.56	x	78.32	80.44	81.38
Gécsek	77.78	75.78	x	75.54	x	76.58
Tamm	76.36	77.00	x	76.80	75.82	77.52
Weis	76.72	x	76.90	x	75.32	76.28
Deal	x	76.84	74.92	x	75.06	76.42
Carlin	75.08	76.16	75.10			

The abbreviation changed from URS to EUN, but Soviet-based athletes again took all three medals. It was the fourth time they had done so in the four Olympic opportunities they had contested between 1976 and 1992. Nikulin led the qualifying with 79.08, and was third with 78.46 at the end of the first round of the final, led by big (1.91/118Kg) Igor Astapkovich's 80.02. The Belarussian improved to 81.80 in the third round, but was overtaken by Abduvaliyev in the fourth.

The Leningrad-born Tajikistani spun the ball and chain the quickest of the three ex-Soviets and yelled loudly at the hammer as it flew out to 82.54. Astapkovich, with 81.96, and Nikulin, with 81.38, both improved in the last round. For Nikulin, it had been a long wait, as he had been the youngest ever 80m thrower in 1980 as a 19 year-old. In Barcelona he beat the 1964 fourth place of his father, Yuriy. As in 1984, the fourth-placed man was subsequently disqualified – this time it was Jud Logan (USA, 79.00), who was caught taking Clenbuterol, a drug used to bulk up livestock.

Atlanta, 28 Jul 1996

1, (7) Balázs Kiss	HUN	81.24
2, (10) Lance Deal	USA	81.12

3, (12) Oleksiy Krykun	UKR	80.02
4, (3) Andriy Skvaruk	UKR	79.92
5, (5) Heinz Weis	GER	79.78
6, (1) Ilya Kononov	RUS	78.72
7, (4) Igor Astapkovich	BLR	78.20
8, (6) Sergey Alay	BLR	77.38

(Competitors: 37; Countries: 22; Finalists: 12)

Series	1	2	3	4	5	6
Kiss	79.28	80.50	81.24	78.60	79.82	x
Deal	x	x	76.94	75.62	77.26	81.12
Krykun	76.24	77.64	79.44	x	78.14	80.02
Skvaruk	74.24	x	79.92	75.80	76.56	x
Weis	78.78	79.30	x	78.10	78.98	79.78
Kononov	76.44	77.48	77.44	77.70	76.52	78.72
Astapkovich	76.38	78.20	x	76.62	77.38	x
Alay	75.46	76.68	77.38	76.50	76.38	75.78

Deal led the qualifiers with 78.56, but after three rounds of the final was in ninth place on 76.94, with Enrico Sgrulletti (ITA) eighth with the same distance. Under the rules (as in the 1968 long jump) a tie in distance after three rounds meant that nine took three more attempts rather than eight, giving Deal a cat-like "ninth" life. The lead was held at that point by Balász Kiss, the 24 year-old US based Hungarian, who started with 79.28 and improved to 80.50 and then 81.24. Behind him was the relatively small (1.86/95Kg) Ukrainian, Skvaruk, with 79.92, his teammate Krykun on 79.44, and big German veteran Heinz Weis (79.30).

No-one improved until the last round, when Deal finally connected with a good throw and the hammer sailed out to 81.12. Kononov, the bespectacled Russian, threw 78.72 to pass Igor Astapkovich (78.20), Weis passed Krykun with 79.78, and Krykun replied with 80.02 to overtake Weis and Skvaruk for the bronze medal.

Sydney, 24 Sep 2000

1, (9) Szymon Ziółkowski	POL	80.02
2, (10) Nicola Vizzoni	ITA	79.64
3, (8) Igor Astapkovich	BLR	79.17
4, (7) Ivan Tikhon	BLR	79.17
5, (2) Ilya Kononov	RUS	78.56
6, (3) Loris Paoluzzi	ITA	78.18
7, (1) Tibor Gécsek	HUN	77.70
8, (4) Vladimír Maška	CZE	77.32

(Competitors: 44; Countries: 24; Finalists: 12)

Series	1	2	3	4	5	6
Ziółkowski	74.89	79.87	x	80.02	78.68	78.32
Vizzoni	76.35	76.57	79.64	76.07	76.99	x
Astapkovich	74.98	x	77.08	x	79.17	79.06
Tikhon	78.85	78.11	79.17	x	75.93	x
Kononov	78.56	78.12	x	x	72.78	x
Paoluzzi	78.18	x	x	x	76.19	x
Gécsek	75.25	76.99	77.70	75.81	77.06	76.82
Maška	77.32	75.37	76.39	73.86	x	75.52

With a total of 44 throwers in two pools, competition was slow, and only five throwers achieved the automatic qualifying level of 77.50. Ten of the 19 throwers to have reached 80m during Olympic year failed to qualify.

Three throwers reached 78m in round 1 of the rainsoaked final led by future (2003) World Champion Ivan Tikhon's 78.85. Ziółkowski took over in the next round with 79.87, which Tikhon (79.27) and Vizzoni (79.64). Ziółkowski then produced the only 80m throw of the day (80.02) and only '92 silver medallist Astapkovich was able to respond, with two throws further than 79m to wrest the bronze medal from team-mate Tikhon on the basis of a better second best throw. Curiously Vizzoni, a southpaw, succeeded Deal (also left-handed) as the Olympic silver medallist.

Athens, 22 Aug 2004

1, (10) Koji Murofushi	JPN	82.91
2, (12) Ivan Tikhon	BLR	79.81

3, (4) Esref Apak	TUR	79.51
4, (7) Vadims Devyatovskiy	BLR	78.82
5, (11) Krisztián Pars	HUN	78.73
6, (6) Primož Kozmus	SLO	78.56
7, (2) Libor Charfreitag	SVK	77.54
8, (1) Karsten Kobs	GER	76.30

(Competitors: 35; Countries: 24; Finalists: 12)

Series	1	2	3	4	5	6
Murofushi	79.90	81.60	81.16	82.35	x	82.91
Tikhon	x	x	78.55	78.31	79.81	x
Apak	75.79	79.51	x	79.23	75.15	76.34
Devyatovskiy	78.67	78.82	x	75.41	76.61	x
Pars	76.94	78.16	77.55	78.73	x	77.26
Kozmus	75.82	77.08	76.45	78.56	77.61	78.24
Charfreitag	74.93	77.52	77.30	75.60	77.54	73.06
Kobs	75.72	75.97	76.30			

The pundits were split on the identity of the likely winner, between 2003 World Champion Tikhon, European champion Annus, and Japan's statuesque Murofushi, the number three thrower of all-time (84.86 in 2003). Tikhon led the qualifiers with 80.78, from Pars (80.50), as five exceeded 78.00, the mandatory qualifying distance.

Annus was the first in the final to beat 80m, with 80.53, but the lead passed to Murofushi with the next throw – 81.16. Annus took the lead in the second round with 82.32, and increased the lead to 83.19. Murofushi responded with two throws over 82m, but Annus appeared to have won the day. Tikhon, looking heavier and slower than in 2003, began with two fouls, and eventually won bronze from the surprising Apak by 30cm.

Annus took two doping tests after the event, passing them both, but analysis showed that the samples came from more than one person. Annus refused to take a test back in Hungary, and was stripped of his title. Murofushi received his gold medal one month later at a ceremony in Yokohama.

Beijing, 15 Aug 2008

1, (9) Primož Kozmus	SLO	82.02
2, (8) Vadims Devyatovskiy	BLR	81.61
3, (4) Ivan Tikhon	BLR	81.51
4, (12) Krisztián Pars	HUN	80.96
5, (5) Koji Murofushi	JPN	80.71
6, (2) Olli-Pekka Karjalainen	FIN	79.59
7, (7) Szymon Ziółkowski	POL	79.22
8, (1) Libor Charfreitag	SVK	78.65

(Competitors: 33; Countries: 17; Finalists: 12)

Series	1	2	3	4	5	6
Kozmus	80.75	82.02	80.79	80.64	80.98	80.85
Devyatovskiy	79.00	81.61	x	x	80.86	x
Tikhon	78.49	80.56	79.59	78.89	81.51	80.87
Pars	78.05	80.96	x	80.16	80.11	79.83
Murofushi	79.47	80.71	79.94	77.96	78.22	77.26
Karjalainen	77.92	79.59	78.99	x	78.88	x
Ziółkowski	75.92	79.22	79.07	79.04	76.16	x
Charfreitag	x	77.62	76.83	77.26	78.65	x

Three times World Champion Tikhon was favourite to win the gold medal at his third Olympics, having thrown 84.51 a month earlier. Pars achieved the only 80m of the qualifying round with 80.07. Just five throwers reached the automatic standard of 78m, even though 21 of the entrants had thrown that far in 2008.

Kozmus headed the field after round 1 with 80.75, with Murofushi next on 79.47. Tikhon (80.56) and Murofushi (80.71) then got beyond 80m, before Devyatovskiy reached 81.61. With the next throw, Kozmus produced 82.02, the winning throw, though the Croatian (unhappy with his technique) looked displeased with his effort. Only Tikhon got over 81m thereafter, though Kozmus was very consistent, averaging 81.005 with his six throws.

Six of the top eight from Athens had repeated in Beijing, though for 18 months Devyatovskiy and Tikhon were stripped of their medals

with Pars and Murofushi taking their places. In December 2008, the IOC Disciplinary Commission disqualified the Belarussian pair as a result of doping violations, the samples of each having shown traces of exogenous testosterone. Both men filed appeals with the Court of Arbitration for Sport, and in June 2010 these were upheld as the court concluded the doping control tests did not respect international laboratory standards, adding that “its decision should not be interpreted as an exoneration of the athletes and has not declared that the athletes did not, prior to the competition, administer exogenous testosterone.”

MEN'S HAMMER THROW

The Best on Points

26	Matt McGrath USA	1908-2, 1912-1, 1920-5, 1924-2
	Gyula Zsivótzky HUN	1960-2, 1964-2, 1968-1, 1972-5
24	John Flanagan USA	1900-1, 1904-1, 1908-1

Most Finals

4	McGrath	
	Zsivótzky	
	Igor Astapkovich EUN/BLR	1992-2, 1996-7, 2000-3, 2004-9

Most Appearances

4	McGrath	
	Carl Johan Lind SWE	1912-5, 1920-2, 1924-7, 1928-14
	Hal Connolly USA	1956-1, 1960-8, 1964-6, 1968-17Q
	Al Hall USA	1956-4, 1960-14, 1964-12, 1968-14Q
	Zsivótzky	
	Takeo Sugawara JPN	1960-21Q, 1964-13, 1968-4, 1972-20
	Jüri Tamm URS/EUN/EST	1980-3, 1988-3, 1992-5, 1996-26Q
	Lance Deal USA	1988-17Q, 1992-7, 1996-2, 2000-16Q
	Heinz Weis FRG/GER	1988-5, 1992-6, 1996-5, 2000-26Q
	Astapkovich	
	Szymon Ziółkowski POL	1996-10, 2000-1, 2004-13Q, 2008-7
	Aléxandros Papadimitriou GRE	1996-16Q, 2000-12, 2004-17Q, 2008-18Q

Placing Table

	G	S	B	4	5	6	7	8	M	Points
USA	7	5	7	3	7	6	3	2	19	202
URS/EUN	7	6	6	1	2	1	2	1	19	155
GER	1	4	2	4	4	3	3	3	7	102
HUN	4	2	2	2	4	2	2	-	8	94
SWE	-	2	1	4	3	1	4	3	3	66
BLR	-	2	2	2	-	-	1	1	4	39
FIN	1	1	-	2	1	2	-	-	2	35
ITA	-	1	-	2	-	1	2	1	1	25
POL	1	-	1	-	1	-	1	2	2	22
IRL	2	-	-	1	-	-	-	-	2	21
GBR	-	-	1	1	-	2	1	1	1	20
JPN	1	-	-	1	1	-	-	1	1	18
CAN	-	1	1	-	-	-	-	1	2	14
YUG	-	1	-	-	-	2	-	-	1	13
SLO	1	-	-	-	-	1	-	-	1	11
UKR	-	-	1	1	-	-	-	-	1	11
RUS	-	-	-	-	1	1	-	-	0	7
TUR	-	-	1	-	-	-	-	-	1	6
TCH	-	-	-	1	-	-	-	-	0	5
EST	-	-	-	-	1	-	-	1	0	5
ARG	-	-	-	-	-	1	1	-	0	5
BUL	-	-	-	-	-	1	-	1	0	4
NOR	-	-	-	-	-	-	1	1	0	3
SVK	-	-	-	-	-	-	1	1	0	3
FRA	-	-	-	-	-	-	1	-	0	2
AUS	-	-	-	-	-	-	-	1	0	1
CHI	-	-	-	-	-	-	-	1	0	1
CZE	-	-	-	-	-	-	-	1	0	1
Totals	25	25	25	25	25	24	23	23	75	891

Breakdown of URS/EUN placings:

RUS	1	2	3	1	1	1	1	-	6	54
UKR	3	1	1	-	1	-	1	1	5	44
BLR	2	3	-	-	-	-	-	-	5	37
EST	-	-	2	-	-	-	-	-	2	12
TJK	1	-	-	-	-	-	-	-	1	8
Totals	7	6	6	1	2	1	2	1	19	155

Breakdown of GER placings:

GER	1	2	1	-	1	2	1	1	4	41
FRG	-	1	1	2	2	-	1	1	2	34
GDR	-	1	-	2	1	1	1	1	1	27
Totals	1	4	2	4	4	3	3	3	7	102

Men's Hammer Throw

Breakdown of GBR placings:

GBR	-	-	1	1	-	1	1	1	17
IRL	-	-	-	-	-	1	-	0	3
Totals	-	-	1	1	-	2	1	1	20

Breakdown of YUG placings:

SRB	-	1	-	-	-	1	-	-	1	10
CRO	-	-	-	-	-	1	-	-	0	3
Totals	-	1	-	-	-	2	-	-	1	13

Javelin Throw

1896 to 1904: not held. Freestyle/both arms javelin throwing held in 1906 and 1908; see discontinued events

London, 17 Jul 1908

			Qualifying (in two sections)
1, (B3)	Eric Lemming	SWE	54.825OR 53.68
2, (A4)	Arne Halse	NOR	50.57 50.57
3, (A8)	Otto Nilsson	SWE	47.10 47.10
4, (A1)	Aarne Salovaara	FIN	45.89 45.89
5, (A6)	Armas Pesonen	FIN	45.18 45.18
6, (A2)	Juho Halme	FIN	44.96 44.96
7, (A7)	Jalmari Sauli	FIN	
8,	Evert Jakobsson	FIN	

(Competitors: 16; Countries: 6; Finalists: 3)

By 1908 Lemming, had been the world's best for almost a decade, taking the world record from 45.50 to 57.33 with eight improvements between 1899 and 1908. Not surprisingly, he led the three qualifiers by a large margin with 53.66, which he bettered with 54.825 in the finals, while neither Halse nor Nilsson, the other finalists, could improve.

Stockholm, 6 Jul 1912

1,	Eric Lemming	SWE	60.64OR
2,	"Juho" Saaristo	FIN	58.66
3,	Mór Kóczan	HUN	55.50
4,	Juho Halme	FIN	54.65
5,	Väinö Siikaniemi	FIN	52.43
6,	Richard Åbrink	SWE	52.20
7,	Arne Halse	NOR	51.98
8,	Jonni Myyrä	FIN	51.33

(Competitors: 25; Countries: 7)

Series	1	2	3	4	5	6
Lemming	53.02	54.78	57.42	60.64	x	x
Saaristo	54.75	55.37	x	56.21	x	58.66
Kóczan	54.06	x	54.99	x	x	55.50
Halme	53.81	54.65	x			
Siikaniemi	52.19	x	52.43			
Åbrink	46.50	48.25	52.20			
Myyrä		51.33				

The physically imposing Lemming (1.90/89Kg) was by 1912 under threat from Julius Saaristo, who had become the first man to throw over 60m earlier in the year (61.45). The two men were drawn in the same qualifying group, and Saaristo opened up with 54.75, to head Lemming's 53.02. Saaristo won the second round 55.37 to 54.78, but Lemming produced a winning throw of 57.42 in the third round, which he consolidated in the first round of the final, with 60.64, an Olympic and Swedish record. Saaristo, always in second place, produced his best throw in the final round, a good 58.66. Kovács was described in the official 1912 report as having “an extraordinary gift for throwing the javelin”, but his run-up and throwing technique were poor, and he could only produce one good throw in the final, 55.50 in the last round.

Antwerp, 15 Aug 1920

Qualifying (15 Aug)				
1,	Jonni Myyrä	FIN	65.78OR	60.63
2,	Urho Peltonen	FIN	63.605	63.605
3,	Pekko Johansson (Jaale)	FIN	63.095	63.095
4,	"Juho" Saaristo	FIN	62.395	60.045
5,	Aleksander Klumberg (Kolmpere)	EST	62.39	59.03
6,	Gunnar Lindström	SWE	60.52	60.52
7,	Milton Angier	USA	59.275	
8,	Erik Blomqvist	SWE	58.18	

(Competitors: 25; Countries: 12; Finalists: 10)

Myyrä had set three unratified world records between 1914 and 1919, but his 66.10 in Stockholm in 1919 was accepted. Naturally he was the favourite to win in Antwerp. However, his progress was severely dented when he was struck on his non-throwing shoulder during the warm-ups by a javelin thrown by James Lincoln (USA). Myyrä then managed only 60.63, though that was good enough for third in the qualifying stage.

Finland ended up with the top four throwers, headed in the final by Myyrä, who threw 65.78, and had a foul in the region of 67-68m. Peltonen edged Johansson for the runner-up spot, both carrying forward their qualifying marks, as both men barely beat 60m in the finals (Peltonen – 60.445, Johansson – 60.22). Veteran Saaristo took fourth place by the smallest possible margin from Estonia's superb all-rounder Klumberg, who lost a silver medal when a 65m throw was ruled a foul after the javelin broke on landing.

Paris, 15 Aug 1924

After 3 throws				
1,	Jonni Myyrä	FIN	62.96	59.30
2,	Gunnar Lindström	SWE	60.92	60.81
3,	Eugene Oberst	USA	58.35	58.35
4,	Yrjö Ekqvist	FIN	57.56	56.32
5,	William Neufeld	USA	56.96	56.96
6,	Erik Blomqvist	SWE	56.85	56.85
7,	Urho Peltonen	FIN	55.66	
8,	Pekka Johansson (Jaale)	FIN	55.10	

(Competitors: 29; Countries: 15; Finalists: 12)

Lindström led after the first round with 60.81, from Myyrä (59.30) and Oberst (57.98). Oberst then improved to 58.35, while Myyrä had a foul at the 63-64m level. Lindström, who was to end the season with a world record, 66.62, led the qualifiers, with 60.81. He improved to 60.92, but Myyrä launched one out to 62.96 to win his second title. Aleksandr Klumberg – who had topped the world list in 1922 and 1923 – had a wretched day, reaching only 49.61. He had thrown further than 57m during the decathlon.

Myyrä emigrated to the USA in 1925, having apparently absconded with a large sum of money from the local bank in Savitaipale, of which he was the manager.

Amsterdam, 2 Aug 1928

1, (A1)	Erik Lundqvist	SWE	66.60OR	
2, (B6)	Béla Szepes	HUN	65.26	
3, (C1)	Olav Sunde	NOR	63.97	
4, (C4)	Paavo Liettu	FIN	63.86	
5, (D5)	Bruno Schlokot	GER	63.40	
6, (D3)	Eino Penttilä	FIN	63.20	
7, (B4)	Stanley Lay	NZL	62.89	
8, (A6)	Johan Meimer	EST	61.46	

(Competitors: 28; Countries: 18; Finalists: 20)

Series	1	2	3	4	5	6
Lundqvist	66.60	61e	60.50e	61e	61.58e	54e
Szepes	62.50	65.26	56e	x	62.50	54e

	1	2	3	4	5	6
Sunde	62.50	63.97	63.80	x	59.50	55e
Liettu	62e	63.86	63.70	55e	61e	63.76
Schlokot	58e	62e	63.40	60e	57.50	63.26
Penttilä	56e	63.20	62e	58.35	56e	x
Lay	60.50e	62.89	56e			
Meimer	58e	61.50	x			

Lundqvist had a great season, winning 18 of 19 competitions, and just after the Games he became the first man to throw further than 70m. In Amsterdam he won the competition with his first throw, which was only his seventh best of the year. Curiously all but one of his six better throws occurred after the Games. The then world record holder Eino Penttilä had a miserable day, with a best of only 63.20. By contrast his next two competitions saw him average 67.26. Stanley Lay, who had won the AAA with a world leading 67.89, was exactly 5m down on his best. In contrast, Béla Szepes set a national record with his second round throw of 65.26.

Los Angeles, 4 Aug 1932

1, (9)	Matti Järvinen	FIN	72.71OR
2, (13)	Matti Sippala	FIN	69.80
3, (7)	Eino Penttilä	FIN	68.70
4, (1)	Gottfried Weimann	GER	68.18
5, (3)	Lee Bartlett	USA	64.46
6, (8)	Kenneth Churchill	USA	63.24
7, (12)	Malcolm Metcalf	USA	61.89
8, (6)	Kohsaku Sumiyoshi	JPN	61.14

(Competitors: 13; Countries: 7; Finalists: 10)

Series	1	2	3	4	5	6
Järvinen	71.25	70.42	72.71	71.31	72.56	67.93
Sippala	68.14	63.18	66.53	62.98	61.22	69.80
Penttilä	60.04	64.13	64.28	65.40	68.70	66.86
Weimann	68.18	57.58	60.42	61.19	61.45	65.24
Bartlett	64.46	64.44	62.62	57.30	61.47	59.55
Churchill	63.24	61.19	58.88	x	58.07	x
Metcalf	61.89	58.34	61.29			
Sumiyoshi	x	61.14	60.11			

"Father" Verner Järvinen had no fewer than three sons competing in Los Angeles; Kalle (12th in the shot), Akilles (decathlon silver), and Matti. The latter had emerged in 1929, and dominated the javelin for more than half a decade. In the 1930-32 period he produced 11 of the 13 throws over 70m and broke the world record five times. In Los Angeles he was totally dominant, with five throws over 70m, and a series averaging 71.03. He finished almost 3m clear of his teammate Sippala, with former record-holder Penttilä making up for his poor showing in 1928 with a bronze medal.

Berlin, 6 Aug 1936

1,	Gerhard Stöck	GER	71.84
2,	Yrjö Nikkanen	FIN	70.77
3,	Kalervo Toivonen	FIN	70.72
4,	Lennart Attervall	SWE	69.20
5,	Matti Järvinen	FIN	69.18
6,	Alton Terry	USA	67.15
7,	Eugeniusz Lokajski	POL	66.39
8,	József Várszegi	HUN	65.30

(Competitors: 28; Countries: 19; Finalists: 17)

Series	1	2	3	4	5	6
Stöck	x	68.11	65.50e	66.20	71.84	65
Nikkanen	x	70.77	x	62	62	63
Toivonen	62.00	67.00	68.76	x	70.72	x
Attervall	67.15	69.20	x	65	61	62
Järvinen	68.30	69.18	x	64	x	66
Terry	67.10	67.15	x	64	65	62
Lokajski	65.30	66.39	x			

By the 1936 Olympics Järvinen had improved his world record a further five times, finally reaching 77.23 seven weeks before the Games (a throw which would have been 81m+ under current radial measurement rules).

After his record, Järvinen suffered a back injury, and was a shadow of his normal self, throwing just 69.18 for fifth in the final. Finnish hopes remained with Nikkanen and Toivonen, and while they threw admirably, exceeding 70m, neither could top the 71.84 of shot bronze medallist Gerhard Stöck.

London, 4 Aug 1948

1, (8)	Tapio Rautavaara	FIN	69.77
2, (9)	Steve Seymour	USA	67.56
3, (10)	József Várszegi	HUN	67.03
4, (11)	Pauli Vesterinen	FIN	65.89
5, (5)	Odd Maehlum	NOR	65.32
6, (2)	Martin Biles	USA	65.17
7, (12)	Mirko Vujačić SRB	YUG	64.89
8, (4)	Bob Likens	USA	64.51

(Competitors: 23; Countries: 12; Finalists: 13)

Series	1	2	3	4	5	6
Rautavaara	69.77	x	57.69	59.43	61.86	58.95
Seymour	x	62.37	67.56	61.72	63.58	61.00
Várszegi	67.03	58.14	60.29	57.53	59.71	58.35
Vesterinen	65.44	60.96	63.01	61.76	65.89	65.79
Maehlum	65.32	62.00	61.67	59.23	60.59	59.33
Biles	58.70	65.09	65.17	59.09	64.10	65.17
Vujačić	60.00	x	64.89			
Likens	63.98	64.51	x			

In a weak year for javelin throwing, the top men were Steve Seymour and Tapio Rautavaara. The Finn, at his best in 1943 when he threw beyond 80m in practice, coped with the dank sloppy runway better than the rest. He launched his winning throw in the first round. Várszegi also produced his best in round 1, while Seymour produced his best on a do-or-die effort in round 3, as he would otherwise have finished 10th. Biles had led the qualifiers with 67.68, with only three others reaching the statutory qualifying limit of 64.00.

Helsinki, 23 Jul 1952

1,	Cy Young	USA	73.78OR
2,	Bill Miller	USA	72.46
3,	Toivo Hyytiäinen	FIN	71.89
4,	Viktor Tsybulenko UKR	URS	71.72
5,	Branko Dangubić SRB	YUG	70.55
6,	Vladimir Kuznetsov RUS	URS	70.37
7,	Ragnar Ericzon	SWE	69.04
8,	Soini Nikkinen	FIN	68.80

(Competitors: 26; Countries: 16; Finalists: 17)

Series	1	2	3	4	5	6
Young	68.45	73.78	72.80	65.73	71.73	x
Miller	72.46	71.65	63.95	65.41	66.97	70.45
Hyytiäinen	71.89	71.24	70.25	70.00	69.55	71.16
Tsybulenko	71.72	70.44	66.48	71.37	66.49	x
Dangubić	66.21	61.09	70.55	58.94	x	x
Kuznetsov	70.37	65.71	64.81	56.16	58.08	60.10
Ericzon	69.04	64.55	68.02			
Nikkinen	68.80	64.08	61.58			

There was no clear favourite, with Hyytiäinen, the European Champion, the only man to throw further than 73m prior to Helsinki. Kuznetsov had the first 70m throw, followed in the first round by Hyytiäinen (71.89), Tsybulenko (71.72) and Miller (72.46). Young produced the winning throw in the second round of the final, a perfect birthday present for the 24 year-old. He followed up in the next round with another throw (72.80), well beyond the best of the rest. The athletic Miller, a 2.03 high jumper, found his opening throw held up for second, though the valiant Hyytiäinen ended up with five throws

beyond 70m. Finland's other great hope, the temperamental but talented Nikkinen, had an off-day, placing eighth.

Melbourne, 26 Nov 1956

1,	Egil Danielsen	NOR	85.71WR
2,	Janusz Sidło	POL	79.98
3,	Viktor Tsybulenko UKR	URS	79.50
4,	Herbert Koschel	GER/FRG	74.68
5,	Jan Kopyto	POL	74.28
6,	Giovanni Lievore	ITA	72.88
7,	Michel Macquet	FRA	71.84
8,	Aleksandr Gorshkov RUS	URS	70.32

(Competitors: 21; Countries: 12; Finalists: 15)

Series	1	2	3	4	5	6
Danielsen	72.60	68.49	70.75	85.71	72.60	68.86
Sidło	72.78	x	79.98	79.70	75.79	73.50
Tsybulenko	74.96	75.84	71.74	79.50	72.98	63.24
Koschel	74.68	60.80	69.88	61.66	x	61.29
Kopyto	71.82	73.32	73.02	74.28	57.20	73.27
Lievore	71.26	72.88	67.46	65.58	64.87	65.79
Macquet	70.03	70.11	71.84			
Gorshkov	x	x	70.32			

Advances in the aerodynamics of javelin design by Dick Held revolutionised standards in this event. Before 1956, three men had reached 80m a total of five times, but in Olympic year six men exceeded 80m on 20 occasions. Heading the list were Sidło, European Champion, and first to throw 80m with the "traditional" javelin in 1953, and Danielsen. The latter's best was 83.57 with 10 competitions over 80m, while Sidło's was the world record (83.66).

Both qualified comfortably behind reigning champion Cy Young, who threw 74.76 as 15 exceeded the 66m qualifying level. Young's qualifying mark was more than 6m beyond his best in the final, and he finished a disappointed 11th. Helsinki fourth-placer Tsybulenko made the early running with 74.96 and 75.84, before Sidło threw 79.98 in round 3. Danielsen made the six man cut-off with 72.60, less than a metre ahead of Macquet, but in round 4 he launched a rocket – the spear flying low but for longer than onlookers could believe possible, landing well beyond the world record flag at 85.71. This effectively ended the competition. It transpired that Sidło had lent Danielsen his javelin and Macquet had supplied him with a wrenchingly strong cup of coffee just before the record throw.

Rome, 8 Sep 1960

1,	Viktor Tsybulenko UKR	URS	84.64
2,	Walter Krüger	GER/GDR	79.36
3,	Gergely Kulcsár	HUN	78.57
4,	Väinö Kuisma	FIN	78.40
5,	Willy Rasmussen	NOR	78.36
6,	Knut Fredriksson	SWE	78.33
7,	Zbigniew Radziwonowicz	POL	77.31
8,	Janusz Sidło	POL	76.46

(Competitors: 28; Countries: 19; Finalists: 12)

Series	1	2	3	4	5	6
Tsybulenko	84.64	76.59	76.46	x	67.73	x
Krüger	79.36	66.51	71.29	75.23	72.62	x
Kulcsár	78.57	77.60	68.56	73.20	x	x
Kuisma	78.40	74.08	74.45	67.75	76.38	74.69
Rasmussen	x	67.62	78.36	x	x	69.55
Fredriksson	69.70	78.33	64.29	72.53	78.01	68.51
Radziwonowicz	73.58	77.31	74.47			
Sidło	76.46	76.43	71.93			

The IAAF imposed the use of Swedish metal "Seefab" javelins or wooden Finnish "Sportartikles" implements. Bill Alley, the powerful (1.90/101Kg) American who had thrown over 82m twice with his "Held" javelin could reach only 67.36 in the qualifying, and joined defending champion Egil Danielsen, and Michel Macquet (number 10 all-time) in failing to qualify. Leading the qualifiers was Sidło, who

mistook the qualifying line and produced the big throw he had been saving for the final – 85.14. World record holder Al Cantello only qualified with his third throw – 79.72.

In the final, Cantello reached just 74.70 and failed to make the top six, as did Sidlo and the younger Lievore brother Carlo (an 83m man). Eight of the 12 finalists got their best throw in round 1, with Tsybulenko, in his third Olympics, throwing a lifetime best of 84.64. The rest were hit with the combination of a switch in wind direction, rain and the knowledge that the Ukrainian had achieved a throw that would be difficult to beat in any conditions. No-one else was able to throw beyond 80m, the best being the surprising Walter Krüger, and Gergely Kulcsár, who won the first of his three Olympic medals.

Tokyo, 14 Oct 1964

1, (8)	Pauli Nevala	FIN	82.66
2, (1)	Gergely Kulcsár	HUN	82.32
3, (2)	Jānis Lūsis LAT	URS	80.57
4, (4)	Janusz Sidlo	POL	80.17
5, (12)	Urs von Wartburg	SUI	78.72
6, (6)	Jorma Kinnunen	FIN	76.94
7, (7)	Rolf Herings	GER/FRG	74.72
8, (9)	Vladimir Kuznetsov	RUS URS	74.26

(Competitors: 25; Countries: 15; Finalists: 12)

Series	1	2	3	4	5	6
Nevala	76.42	78.39	x	82.66	x	x
Kulcsár	75.00	77.28	78.28	82.32	78.57	79.78
Lūsis	72.51	80.57	79.85	78.94	78.07	x
Sidlo	80.17	x	x	x	76.97	78.17
von Wartburg	78.72	76.84	76.36	73.08	73.12	x
Kinnunen	72.32	76.36	71.81	76.94	x	72.45
Herings	66.22	x	74.72			
Kuznetsov	73.90	68.89	74.26			

Terje Pedersen had become the first man to throw further than 90m earlier in the season, reaching 91.72. In the wet conditions of the qualifying round, he managed only 72.10, and failed to make the final. Ironically he had qualified for the Rome final at the age of 17 but was unable to throw because of injury. The conditions also knocked out Michel Macquet (FRA), Carlo Lievore (ITA), Frank Covelli (USA), Viktor Aksyonov (URS) and Hermann Salomon (GER) – 80m throwers all.

Sidlo, the favourite, made the final this time along with European Champion Lūsis. The Pole took an early lead under grey, but dry, skies with the surprising von Wartburg second after round 1. Lūsis moved ahead next round with 80.57, with Nevala and Kulcsár moving into medal contention with 78.39 and 78.28 by the end of the third round. Round 4 saw the most dramatic changes with Kulcsár enhancing his reputation as a strong competitor with 82.32. He was followed later in the round by Nevala, whose 82.66 was a shock. Neither Lūsis nor Sidlo could respond, so the competition was over ... except for von Wartburg's last throw, which landed at around 82.50, only to be ruled a flat throw by the officials who seemed not to bother looking for any mark. Nevala had thrown over 86m in 1963, but only reached greatness as a thrower in his last two seasons – 1969 and 1970, ranking number one in the latter year after three throws over 91m and 52 competitions beyond 80m.

Mexico City, 16 Oct 1968

1, (1)	Jānis Lūsis LAT	URS	90.10OR
2, (5)	Jorma Kinnunen	FIN	88.58
3, (7)	Gergely Kulcsár	HUN	87.06
4, (9)	Władysław Nikiciuk	POL	85.70
5, (3)	Manfred Stolle	GDR	84.42
6, (8)	Åke Nilsson	SWE	83.48
7, (12)	Janusz Sidlo	POL	80.58
8, (10)	Urs von Wartburg	SUI	80.56

(Competitors: 27; Countries: 18; Finalists: 12)

Series	1	2	3	4	5	6
Lūsis	81.74	86.34	82.66	84.40	x	90.10
Kinnunen	86.30	x	x	79.00	85.82	88.58
Kulcsár	83.10	x	83.32	87.06	85.14	83.40
Nikiciuk	x	85.70	82.24	x	82.32	80.44
Stolle	x	76.86	81.52	84.42	x	79.72
Nilsson	83.48	x	x	x	76.74	79.76
Sidlo	80.00	76.36	80.58	75.50	77.86	76.46
von Wartburg	80.56	77.06	77.22	x	x	x

Lūsis had 15 of the top 16 marks of 1968, unheard-of consistency in a traditionally erratic event. Among those less consistent were former and future Olympic champions Pauli Nevala, Klaus Wolfermann and Miklós Németh, who were all eliminated in the qualifying round.

In the final, the dynamic and small (1.75/82Kg) Jorma Kinnunen led after round 1 with 86.30, with Nilsson (83.48) and Kulcsár (83.10) following. Lūsis opened round 2 with a leading 86.34, with Nikiciuk, ninth in Tokyo, producing the other quality throw of the round (85.70) to move third. Kulcsár then attained his lifetime best at the age of 34 to take the lead, leaving Lūsis with one remaining chance after a fifth round foul. A true champion, Lūsis launched the spear into the sky, and saw it fall at 90.10 for the gold medal. Kinnunen was not finished, and the thrower considered more than any other to possess the Finnish quality of "sisu" (a mixture of grit and pride) replied to the Latvian's 90m throw with a then lifetime best of 88.58 for silver.

Munich, 3 Sep 1972

1, (7)	Klaus Wolfermann	FRG	90.48OR
2, (4)	Jānis Lūsis LAT	URS	90.46
3, (3)	Bill Schmidt	USA	84.42
4, (1)	Hannu Siitonen	FIN	84.32
5, (8)	Bjørn Grimnes	NOR	83.08
6, (12)	Jorma Kinnunen	FIN	82.08
7, (5)	Miklós Németh	HUN	81.98
8, (11)	Fred Luke	USA	80.06

(Competitors: 23; Countries: 15; Finalists: 12)

Series	1	2	3	4	5	6
Wolfermann	86.68	85.14	x	88.40	90.48	84.70
Lūsis	88.88	x	89.54	x	81.66	90.46
Schmidt	75.96	84.42	x	79.92	84.12	x
Siitonen	84.32	x	x	x	x	x
Grimnes	71.86	82.38	83.08	x	x	x
Kinnunen	x	82.08	75.76	x	x	77.60
Németh	80.80	81.98	78.58	81.88	x	81.40
Luke	66.64	x	80.06	79.70	71.46	x

Lūsis had regained the world record in July with 93.80, and was a firm favourite. He qualified easily with 82.82, but the best at that stage was Wolfermann with 86.22. The German had thrown 90.40 the week earlier, so was clearly a medal threat along with Finland's 88m man, the lean Hannu Siitonen.

The Finn opened the final with 84.32, which would be followed by five fouls, as he pushed too hard to pass Wolfermann and Lūsis. The German threw 86.68 in response to Lūsis' fine opener of 88.88. The Latvian improved to 89.54, and seemed invulnerable. Wolfermann showed great competitive instincts though, reaching 88.40 in the fourth round to rapturous applause from the predominantly German crowd of 80,000. In round 5 Wolfermann launched a beautiful throw, which landed at a German record of 90.48, and put him in front. Lūsis had just one throw left, and he told himself "this must go over 90m." Lūsis pulled his seemingly elastic arm through and the spear flew away to the 90m mark. The measuring device showed 90.46. Almost unbelievably Wolfermann had won by less than one inch, and received great praise from the gracious and universally admired Lūsis, who became the first man to have a full set of medals in the javelin.

Montreal, 25 Jul 1976

1, (11)	Miklós Németh	HUN	94.58WR
2, (12)	Hannu Siitonen	FIN	87.92

3, (15)	Gheorghe Megelea	ROU	87.16
4, (2)	Piotr Bielczyk	POL	86.50
5, (4)	Sam Colson	USA	86.16
6, (10)	Vasiliy Yershov	UKR	85.26
7, (13)	Seppo Hovinen	FIN	84.26
8, (8)	Jānis Lūsis	LAT	80.26

(Competitors: 23; Countries: 15; Finalists: 16)

Series	1	2	3	4	5	6
Németh	94.58	-	-	83.32	84.76	86.84
Siitonen	87.92	x	86.58	x	x	80.92
Megelea	87.16	83.16	82.92	82.10	x	x
Bielczyk	x	77.90	86.50	81.00	82.28	82.94
Colson	77.70	85.08	86.16	x	x	x
Yershov	85.26	x	77.06	x	78.32	82.50
Hovinen	83.46	83.92	84.26	x	x	x
Lūsis	79.74	77.58	73.76	74.00	x	80.26

Hannu Siitonen, the European Champion, and Seppo Hovinen, who had thrown beyond 93m on two occasions in 1976, were expected to battle out for the win, so it was surprising to see Hovinen's fine qualifying mark of 89.76 immediately followed by Miklós Németh throwing 89.28. Németh had ranked as high as second in the world back in 1967, but had never achieved so much as a medal in major competition, appearing to be in the shadow of his father Imre, the '48 Hammer winner. Phil Olsen (CAN) set a Commonwealth record of 87.76 to lead the other group of qualifiers, 16 in all, to the final.

In the final, Németh showed that his throw of the previous day was no fluke as he launched a low trajectory dart with his first throw, which seemed to fly endlessly before landing at a world record 94.58. Most javelin records are aided by a slight headwind, holding the spear up for longer. There was no such breeze here, and the throw would have gone 5m or so further in good conditions. Siitonen was the next thrower, and did well to reach 87.92. Curiously the bronze medallist Megelea also threw his best in the first round after the record throw. Thereafter, no thrower managed more than 87m, with Hovinen so deflated that he could throw only 84.26.

Moscow, 27 Jul 1980

1, (12)	Dainis Kūla	LAT	URS	91.20
2, (7)	Aleksandr Makarov	RUS	URS	89.64
3, (2)	Wolfgang Hanisch		GDR	86.72
4, (10)	Heino Puuste	EST	URS	86.10
5, (6)	Antero Puranen		FIN	85.12
6, (11)	Pentti Sinersaari		FIN	84.34
7, (4)	Detlef Fuhrmann		GDR	83.50
8, (5)	Miklós Németh		HUN	82.40

(Competitors: 18; Countries: 11; Finalists: 12)

Series	1	2	3	4	5	6
Kūla	x	x	88.88	91.20	x	x
Makarov	85.84	83.48	x	84.40	88.04	89.64
Hanisch	86.72	73.74	84.04	x	x	x
Puuste	86.10	x	-	x	-	x
Puranen	85.12	x	x	78.14	x	82.94
Sinersaari	75.08	84.34	82.86	x	x	x
Fuhrmann	68.44	81.02	81.44	83.50	80.42	80.96
Németh	76.60	74.06	81.46	81.38	82.40	76.22

Ferenc Paragi, a powerhouse of a thrower at 1.79/104kg, had thrown twice over 96m in 1980 and was a clear favourite. The Hungarian duly led the qualifying round with 88.76, albeit on his final available throw. Less fortunate were the GDR star Detlef Michel (78.34), who placed 13th just missing the final, and 85m throwers Dave Ottley (GBR) and Dariusz Adamus (POL), who were a long way down on their best. Almost as big a shock was Justin Arop (UGA) who threw 82.68 to advance.

Wolfgang Hanisch opened the final with 86.72, one of four men to reach 85m or further in round 1. Only the tall, left-handed Finn Sinersaari got close to that level in the next round, and the order remained unchanged for the top six until the last throw of the third

round. Kūla, a big (190/98Kg) Latvian had thrown over 88m on one of his two fouls, but obviously needed a valid throw in the third to stay in the competition. The spear flew low and far and was measured at 88.88. Paragi was less lucky than Kūla. A victim of nerves, he finished with a best of 79.52 for 10th. Kūla then threw 91.20, and was followed by Makarov, who reached 88.04 and then 89.64 to win silver from Hanisch.

Los Angeles, 5 Aug 1984

1, (7)	Arto Härkönen	FIN	86.76
2, (9)	David Ottley	GBR	85.74
3, (2)	Kenth Eldebrink	SWE	83.72
4, (11)	Wolfram Gambke	FRG	82.46
5, (3)	Masami Yoshida	JPN	81.98
6, (5)	Einar Vilhjálmsson	ISL	81.58
7, (6)	Roald Bradstock	GBR	81.22
8, (12)	Laslo Babits	CAN	80.68

(Competitors: 28; Countries: 19; Finalists: 12)

Series	1	2	3	4	5	6
Härkönen	x	78.74	84.34	86.76	x	x
Ottley	85.74	81.52	x	x	83.92	84.46
Eldebrink	x	80.28	x	x	83.72	83.30
Gambke	82.00	82.46	x	78.88	x	72.08
Yoshida	x	81.98	x	81.98	77.92	81.66
Vilhjálmsson	80.44	77.66	79.22	81.58	x	79.26
Bradstock	70.20	81.22	78.22	76.68	x	78.82
Babits	x	x	80.68	x	x	x

Uwe Hohn (GDR) would almost certainly have won the 1984 javelin gold. In his 11 competitions that year Hohn averaged 94.09, a distance not reached by any other thrower in 1984, topped by his monster 104.80, a throw which guaranteed the introduction of a new less aerodynamic javelin. Of those who were present in LA, Tom Petranoff, who had set a world record of 99.72 in 1983, and top German thrower Klaus Tafelmeier, were considered the best gold medal bets. The javelin is recognised as the most unpredictable of the throwing events, and this competition followed that rule, as Tafelmeier failed to qualify, throwing 73.52 in the morning qualifying round. The reason given for his failure was that he was "an evening person".

Petranoff led the qualifiers with 85.96, but could only reach 78.40 in the final, more than 2m less than needed for the top eight. Ottley was the only other man over 85m in qualifying, and he reached 85.74 in round one of the final, with only Härkönen over 83m in the first half of the competition. Härkönen had been the youngest man (20) ever to throw 90m five years earlier, and in the fourth round hurled the winner. Eldebrink moved from eighth to third with his fifth-round 83.72. The winner was not only the first Finn to win for 20 years, but also the first left hander to take the javelin title.

Seoul, 25 Sep 1988

1, (12)	Tapio Korjus	FIN	84.28	
2, (4)	Jan Železný	SVK	TCH	84.12
3, (1)	Seppo Rätty	FIN	83.26	
4, (10)	Klaus Tafelmeier	FRG	82.72	
5, (9)	Viktor Yevsyukov	KAZ	URS	82.32
6, (3)	Gerald Weiss	GDR	81.30	
7, (8)	Vladimir Ovchinnikov	RUS	URS	79.12
8, (6)	Dag Wennlund	SWE	78.30	

(Competitors: 38; Countries: 22; Finalists: 12)

(Competitors: 38; Countries: 22; Finalists: 12)

Series	1	2	3	4	5	6
Korjus	82.74	76.26	-	-	x	84.28
Železný	x	82.32	81.60	83.46	77.88	84.12
Rätty	80.00	76.26	83.26	78.74	80.66	80.44
Tafelmeier	80.14	78.72	78.28	x	77.76	82.72
Yevsyukov	81.42	82.32	x	80.38	81.42	79.52
Weiss	80.66	81.30	79.94	77.26	77.80	78.28
Ovchinnikov	76.48	76.58	79.12	x	77.32	74.64
Wennlund	76.88	75.62	78.30	x	76.60	x

The exploits of Uwe Hohn, who retired after the 1985 season with a severely injured back, caused a change of implement, from 1986. The new model flew less and landed point first, helping to clear up arguments about the acceptability of flat throws. Železný, the world record holder at 87.66, led the qualifiers with 85.90, the best preliminary throw with the new javelin. The lead changed hands three times in the first round after World Champion Rätý opened proceedings with 80.00. Weiss threw 80.66, Yevsyukov 81.42, and the silver-blond Korjus 82.74. Železný closed in the second round with 82.32 after a foul, but Yevsyukov matched that and relegated the Czech one position.

Rätý, possibly the most cumbersome great thrower ever, used his enormous strength to take the lead with his third throw of 83.26, which was then overtaken by the skinny (1.86/77Kg) Železný, who whipped one out to 83.46 in the fourth. The Slovakian-born Železný then finished with 84.12, his best of the day. "Yesterday I felt better. My technique was not the best today," he reflected. European Champion Tafelmeier moved up from his first round 80.14 to 82.72 and finished fourth. Korjus then took the final throw of the competition, going for the gold. "This is all or nothing," he said later. The javelin came down in the vicinity of Železný's best, and was measured at 84.28.

Barcelona, 8 Aug 1992

1, (8) Jan Železný CZE	TCH	89.66OR
2, (11) Seppo Rätý	FIN	86.60
3, (10) Steve Backley	GBR	83.38
4, (5) Kimmo Kinnunen	FIN	82.62
5, (1) Sigurdur Einarsson	ISL	80.34
6 (6) Juha Laukkanen	FIN	79.20
7, (4) Mike Barnett	USA	78.64
8, (2) Andrey Shevchuk RUS	EUN	77.74

(Competitors: 32; Countries: 21; Finalists: 12)

Series	1	2	3	4	5	6
Železný	89.66	x	x	88.18	86.28	x
Rätý	78.50	86.60	81.44	83.22	x	x
Backley	82.44	82.02	79.46	83.38	78.32	79.86
Kinnunen	x	82.62	x	x	x	x
Einarsson	79.52	75.02	77.96	x	x	80.34
Laukkanen	77.44	x	74.56	76.92	79.20	78.46
Barnett	78.64	78.58	x	77.70	74.12	x
Shevchuk	77.00	x	77.74	x	x	73.42

Železný threw further than 90m four times in Oslo a month before the Games, culminating in a world record 94.74. The javelin used, made by Miklós Németh, was ruled illegal just before the Barcelona final, as it was made in four parts instead of the regulation three. Rather than depressing Železný, it galvanised him "it did nothing but increase my passion to win," he said later. His first throw, featuring his remarkably whippy arm, rocketed away to an Olympic record 89.66. Only Steve Backley of the other finalists exceeded 80m in that round, with 82.44.

World Champion Kimmo Kinnunen (82.62) and Rätý (86.60) overtook the Briton, who replied in round 4 with 83.38, enough for bronze. Železný had preceded Backley's best throw with another fine cast of 88.18. Železný's style, involving a lot of rotation and the fastest arm in the event, meant that any slight mis-timing would result in poor throws, and he managed one of about 30m with his last throw, trying too hard to break the world record.

Atlanta, 3 Aug 1996

1, (7) Jan Železný	CZE	88.16
2, (1) Steve Backley	GBR	87.44
3, (8) Seppo Rätý	FIN	86.98
4, (10) Raymond Hecht	GER	86.88
5, (6) Boris Henry	GER	85.68
6, (4) Sergey Makarov	RUS	85.30
7, (12) Kimmo Kinnunen	FIN	84.02
8, (2) Tom Pukstys	USA	83.58

(Competitors: 33; Countries: 20; Finalists: 12)

Series	1	2	3	4	5	6
Železný	x	88.16	82.68	83.86	86.02	86.12
Backley	87.44	85.66	x	80.74	80.88	85.64
Rätý	83.44	86.66	76.52	84.52	81.70	86.98
Hecht	83.88	86.88	x	83.10	x	85.10
Henry	81.24	85.68	x	82.58	83.94	84.08
Makarov	82.72	85.30	81.12	x	82.28	83.78
Kinnunen	82.72	80.26	x	84.02	81.98	x
Pukstys	78.48	80.90	83.58	81.28	82.18	81.68

Železný was hot favourite to retain his title, having thrown a remarkable 98.48 in May. He threw 86.52 in the qualifying round behind Kostas Gatsioudis's Greek record of 87.12. After a mis-timed short foul in the opening round in the final, he responded to Steve Backley's leading throw with 88.16. Backley had opened the competition with an impressive 87.44.

The first two positions were already decided. Behind them a battle ensued for the bronze medal, with second round throws of 85.30 for Makarov, 85.68 for Henry, 86.66 for Rätý and 86.88 for Hecht. Of these four, only Rätý was able to improve, throwing 86.98 in the final round, to pick up his third medal. The medallists were the same as in 1992, and so only four different men had won medals in the three Games between 1988 and 1996.

Sydney, 23 Sep 2000

1, (6) Jan Železný	CZE	90.17OR
2, (2) Steve Backley	GBR	89.85
3, (7) Sergey Makarov	RUS	88.67
4, (9) Raymond Hecht	GER	87.76
5, (1) Aki Parviainen	FIN	86.62
6, (11) Kostas Gatsioudis	GRE	86.53
7, (8) Boris Henry	GER	85.78
8, (5) Emeterio González	CUB	83.33

(Competitors: 35; Countries: 26; Finalists: 12)

Series	1	2	3	4	5	6
Železný	89.41	x	90.17	x	x	88.97
Backley	86.25	89.85	x	80.99	x	x
Makarov	88.67	85.90	x	x	86.67	85.30
Hecht	87.76	x	x	x	76.11	x
Parviainen	86.62	82.49	84.01	x	x	78.42
Gatsioudis	85.06	x	83.73	83.53	86.53	83.32
Henry	82.94	80.78	83.45	x	85.78	83.31
González	76.13	78.55	83.33	x	x	77.19

The quality of the field was evident from the qualifying round, where Nick Nieland (GBR) threw 82.12 but failed to make the final 12. Leading the qualifiers were Železný (89.39), Gatsioudis (88.41) and Pål Arne Fagernes who set a Norwegian record of 86.74.

Chasing a third consecutive win, and his own 1992 Olympic record of 89.66, Železný opened up in the final with 89.41, but was threatened by Makarov, Hecht and Parviainen, all of whom threw their competition best in round one. Steve Backley, a medallist in the previous two Olympics, then broke the Olympic record with a superb 89.85. Železný's nervous energy brewed while a medal ceremony held him up, and he then unleashed the winner of 90.17.

All of the throwers from third to tenth (other than Hecht) had the consolation of throwing the best mark ever for each place.

Athens, 28 Aug 2004

1, (1) Andreas Thorkildsen	NOR	86.50
2, (8) Vadims Vasiļevskis	LAT	84.95
3, (5) Sergey Makarov	RUS	84.84
4, (12) Steve Backley	GBR	84.13
5, (4) Aleksandr Ivanov	RUS	83.31
6, (10) Andrus Värnik	EST	83.25
7, (2) Ēriks Rags	LAT	83.14
8, (11) Tero Pitkämäki	FIN	83.01

(Competitors: 33; Countries: 23; Finalists: 12)

Series	1	2	3	4	5	6
Thorkildsen	84.82	86.50	80.96	x	-	-
Vasiļevskis	84.95	83.95	x	x	79.07	80.91
Makarov	84.84	x	77.59	78.00	82.51	84.32
Backley	79.62	81.48	84.13	83.02	x	81.62
Ivanov	83.31	82.76	81.36	80.28	78.07	79.99
Värnik	83.25	82.72	x	x	-	76.41
Rags	77.13	83.14	81.69	x	x	78.63
Pitkämäki	80.38	83.01	x	x	81.19	x

After Breaux Greer (USA) had tested his precarious knee with the leading throw of the qualifying (87.25), the final was expected to be a battle between Greer, World Champion Makarov, and the two great veterans Železný and Backley.

The opening throw of the competition set the tone, as Thorkildsen launched this spear out to 84.82. Makarov edged into the lead with 84.84, and Vasiļevskis highlighted the opening round with a pb 84.95. Thorkildsen, unbeaten in his last three competitions, including two Grand Prix wins, improved his best to 86.50, and the gold was his. The only further throws over 84m came from Backley with 84.13, fighting out eighth place with Železný, and Makarov who managed a final throw of 84.32. Greer's knee gave way, and he managed just one fair throw of 74.36. The winning throw was the shortest since 1988.

Beijing, 23 Aug 2008

1, (10) Andreas Thorkildsen	NOR	90.57OR
2, (2) Ainārs Kovals	LAT	86.64
3, (4) Tero Pitkämäki	FIN	86.16
4, (8) Tero Järvenpää	FIN	83.95
5, (7) Teemu Wirkkala	FIN	83.46
6, (12) Jarrod Bannister	AUS	83.45
7, (5) Ilya Korotkov	RUS	83.15
8, (9) Vladimir Kozlov	BLR	82.06

(Competitors: 38; Countries: 29; Finalists: 12)

Series	1	2	3	4	5	6
Thorkildsen	84.72	85.91	87.93	85.13	90.57	-
Kovals	79.45	82.63	82.28	78.98	80.65	86.64
Pitkämäki	83.75	x	80.69	85.83	x	86.16
Järvenpää	83.95	x	x	x	x	83.63
Wirkkala	x	73.90	83.46	x	-	78.23
Bannister	83.45	80.59	82.20	-	-	-
Korotkov	82.54	x	76.84	82.15	x	83.15
Kozlov	82.06	77.57	74.09	x	x	75.36

In 2007 there had been 16 competitions beyond 88m, but in 2008 only one before Beijing. The top three of the prior year – Thorkildsen, Pitkämäki and Breaux Greer (USA) – all had to deal with injuries in Olympic year, with the American particularly affected. The wet conditions for the qualifying gave some throwers problems – particularly Sergey Makarov and Aleksandr Ivanov (both RUS), though 2004 silver medallist Vadims Vasiļevskis (LAT) seemed untroubled, leading the qualifiers with 83.51.

In the final Pitkämäki opened with 83.75 and Järvenpää 83.95, then Thorkildsen took the lead with 84.72. Successive throws of 85.91 and 87.93 ensured the Norwegian's position in the javelin hierarchy, and a fifth-round 90.57 eclipsed Jan Železný's Olympic record – terrific throwing in the windless conditions. Vasiļevskis had an off day in the final, placing ninth with 81.32, but Latvian fortunes were rescued by Kovals, who shocked with his lifetime best of 86.64 in the last round to take silver from Pitkämäki. The Finn had thrown 85.83 in the fourth, and reacted to Kovals's mark by reaching 86.16 with his last throw. One of Järvenpää's four fouls was in the region of 88m, but this was clearly Thorkildsen's day.

MEN'S JAVELIN THROW

The Best on Points

31	Jan Železný TCH (SVK & CZE)/CZE	1988-2, 1992-1, 1996-1, 2000-1
25	Steve Backley GBR	1992-3, 1996-2, 2000-2, 2004-4
22	Jānis Lūsis URS (LAT)	1964-3, 1968-1, 1972-2, 1976-8

Men's Javelin Throw, continued

Most Finals

5	Železný	1988-2, 1992-1, 1996-1, 2000-1, 2004-9
4	Janusz Sidło POL Lūsis Backley	1956-2, 1960-8, 1964-4, 1968-7

Most Appearances

5	Sidło	1952-18Q, 1956-2, 1960-8, 1964-4, 1968-7
	Urs von Wartburg SUI	1960-19Q, 1964-5, 1968-8, 1972-15Q, 1976-nm/Q
	Železný	

Placing Table

	G	S	B	4	5	6	7	8	M	Points
FIN	7	7	7	10	6	6	4	5	21	252
GER	2	1	1	6	3	1	3	-	4	80
URS/EUN	3	2	2	2	1	2	1	4	7	76
SWE	3	1	2	1	-	5	1	2	6	67
USA	1	2	2	-	3	3	3	3	5	64
NOR	3	1	1	-	3	-	1	-	5	51
HUN	1	2	4	-	-	-	1	2	7	50
GBR	-	3	1	1	-	-	1	-	4	34
POL	-	1	-	3	1	-	3	1	1	33
RUS	-	-	2	-	1	1	1	-	2	21
CZE	2	-	-	-	-	-	-	-	2	16
LAT	-	2	-	-	-	-	1	-	2	16
TCH	1	1	-	-	-	-	-	-	2	15
EST	-	-	-	-	1	1	-	1	0	8
ISL	-	-	-	-	1	1	-	-	0	7
ROU	-	-	1	-	-	-	-	-	1	6
YUG (SRB)	-	-	-	-	1	-	1	-	0	6
JPN	-	-	-	-	1	-	-	1	0	5
SUI	-	-	-	-	1	-	-	1	0	5
AUS	-	-	-	-	-	1	-	-	0	3
GRE	-	-	-	-	-	1	-	-	0	3
ITA	-	-	-	-	-	1	-	-	0	3
FRA	-	-	-	-	-	-	1	-	0	2
NZL	-	-	-	-	-	-	1	-	0	2
BLR	-	-	-	-	-	-	-	1	0	1
CAN	-	-	-	-	-	-	-	1	0	1
CUB	-	-	-	-	-	-	-	1	0	1
Totals	23	23	23	23	23	23	23	23	69	828

Breakdown of GER placings:

GER	1	1	-	4	2	-	2	-	2	47
FRG	1	-	-	2	-	-	-	-	1	18
GDR	-	-	1	-	1	1	1	-	1	15
Totals	2	1	1	6	3	1	3	-	4	80

Breakdown of URS/EUN placings:

LAT	2	1	1	-	-	-	-	1	4	30
UKR	1	-	1	1	-	1	-	-	2	22
RUS	-	1	-	-	-	1	1	3	1	15
EST	-	-	-	1	-	-	-	-	0	5
KAZ	-	-	-	-	1	-	-	-	0	4
Totals	3	2	2	2	1	2	1	4	7	76

Breakdown of TCH placings:

CZE	1	-	-	-	-	-	-	-	1	8
SVK	-	1	-	-	-	-	-	-	1	7
Totals	1	1	-	-	-	-	-	-	2	15

Decathlon

1896 to 1908: not held

Note

For information, all marks have been re-scored on 1984/1998 tables, which take account of "odd" centimetre measurement for long throws. The version of the scoring tables used is given at the top of the head of the column of scores

Stockholm, 13-15 Jul 1912

		1912	1984/98
1,	Jim Thorpe	USA 8412.955WR	6564
1,	Hugo Wieslander	SWE 7724.495	5966

2,	Charles Lomberg	SWE	7413.510	5722
3,	Gösta Holmér	SWE	7347.855	5748
4,	James Donahue	USA	7083.450	5701
5,	Eugene Mercer	USA	7074.995	5825
6,	Valdemar Wickholm	FIN	7058.795	5676
7,	Erik Kugelberg	SWE	6758.780	5346
8,	Karl Halt	GER	6682.445	5286

(Competitors: 29; Countries: 12)

Marks	100m	LJ	SP	HJ	400m	110H	DT	PV	JT	1500m
Thorpe	11.2	6.79	12.89	1.87	52.2	15.6	36.98	3.25	45.70	4:40.1
Wieslander	11.8	6.42	12.14	1.75	53.6	17.2	36.29	3.10	50.40	4:45.0
Lomberg	11.8	6.87	11.67	1.80	55.0	17.6	35.35	3.25	41.83	5:12.2
Holmér	11.4	5.98	10.98	1.70	53.2	17.0	31.78	3.20	46.28	4:41.9
Donahue	11.8	6.48	9.67	1.65	51.6	16.2	29.95	3.40	37.09	4:44.0
Mercer	11.0	6.84	9.76	1.65	49.9	16.4	21.95	3.60	32.32	4:46.3
Wickholm	11.5	5.95	11.09	1.60	52.3	17.0	29.78	3.25	42.58	4:33.9
Kugelberg	12.3	6.20	9.99	1.65	55.7	17.2	31.48	3.00	45.67	4:43.5
Halt	12.1	6.08	11.12	1.70	54.2	17.7	35.46	2.70	39.82	5:02.8

The best performances on record were set by Austin Menaul (USA) – 7414.555 (at Evanston in May), and 7244.10 by Wieslander in the Olympic stadium three weeks prior to the Games. Thorpe had won the pentathlon event in the US Eastern Olympic trials, but when only one other athlete turned up for the decathlon the event was cancelled, and Thorpe was selected by default. Eugene Mercer set the early pace with wins in the 100m and long jump, scoring 1718.60 to Thorpe's 1658.75 after two events. But Thorpe's 12.89 in the shot gained more than 300 points on Mercer, and he was then in the lead for good. Wieslander was by now fourth (2105.30) just behind Lomberg (2168.55) and Mercer (2160.60).

Lomberg had produced an exceptional long jump of 6.87, and his high jump of 1.80 gave him 2986.55 points. However, after Thorpe's superb 1.87, the Swede was more than 300 behind Thorpe's 3329.75. The superb American was the best in the first two events of the second day, and won by nearly 400 from Wieslander, who only moved into second place after the javelin.

Thorpe was celebrated as the greatest athlete in the world, only to have his medals stripped from him a few months later when it was discovered that he had played minor league baseball in 1909 and 1910. The gold medal was awarded to Wieslander and the bronze went to Holmér, later one of Sweden's greatest coaches. In 1983, the IOC reinstated Thorpe as an amateur and declared the American and Wieslander co-champions.

Antwerp, 20/21 Aug 1920

			1920	1984/98
1,	Helge Løvland	NOR	6803.355	5803
2,	Brutus Hamilton	USA	6771.085	5739
3,	Bertil Ohlson	SWE	6580.030	5640
4,	Gösta Holmér	SWE	6532.150	5551
5,	Evert Nilsson	SWE	6433.530	5371
6,	Valdemar Wickholm	FIN	6405.460	5630
7,	Eugene Vidal	USA	6358.570	5489
8,	Erik Gyllenstolpe	SWE	6331.435	5482

(Competitors: 23; Countries: 11)

Marks	100m	LJ	SP	HJ	400m	110H	DT	PV	JT	1500m
Løvland	12.0	628	1119	165	54.8	16.2	3734	320	4801	4:48.4
Hamilton	11.4	632.5	1161	160	55.0	17.3	3614	330	4808	4:57.8
Ohlson	12.0	643.5	1107	165	55.0	17.0	3778	330	3989	4:50.6
Holmér	11.8	592	1106	170	56.5	16.6	3482	320	4762	5:01.6
Nilsson	12.2	567	1139	175	55.7	20.0	3477	340	4928	4:45.6
Wickholm	11.6	612	1144	160	52.8	16.8	3230	300	4276	4:45.6
Vidal	12.0	613	1116	165	55.7	17.1	3730	330	3532	4:46.6
Gyllenstolpe	12.0	635	1069	165	55.8	16.8	3365	290	4931	5:01.4

Hamilton led from the outset, being a full two tenths quicker than anyone else in the 100m. It was only in the final event that Løvland overtook the American. Aleksandr Klumberg, who would set an accepted world record two years later, was the leading decathlete of the year

with 7363.625 in Tallinn (then Reval) the previous month. However, the Estonian had a poor competition, beating his Tallinn marks in only the 110mH before retiring after the pole vault.

Nilsson (7218.985) and Ohlson (7191.755) had both scored highly in the Swedish Championships, but it was the 30 year-old Løvland who dealt with the heavy track better than anyone. His margin of victory over Hamilton amounted to less than six seconds in the 1500m, while Ohlson just beat veteran Hölmer for the bronze medal. Hamilton later became a highly respected coach, and was the USA's head coach at the 1956 Olympics.

Paris, 11/12 Jul 1924

			1920	1984/98
1,	Harold Osborn	USA	7710.775	6476
2,	Emerson Norton	USA	7350.895	6117
3,	Aleksander Klumberg (Kolmpere)	EST	7329.360	6057
4,	"Antti" Huusari	FIN	7005.175	5952
5,	Edward Sutherland	RSA	6794.145	5929
6,	Ernst Gerspach	SUI	6743.530	5765
7,	Helge Jansson	SWE	6656.160	5633
8,	Harry Frieda	USA	6618.300	5541

(Competitors: 36; Countries: 22)

Marks	100m	LJ	SP	HJ	400m	110H	DT	PV	JT	1500m
Osborn	11.2	6.92	11.435	1.97	53.2	16.0	34.51	3.50	46.69	4:50.0
Norton	11.6	6.92	13.04	1.92	53.0	16.6	33.11	3.80	42.09	5:38.0
Klumberg	11.6	6.96	12.27	1.75	54.4	17.6	36.795	3.30	57.70	5:16.0
Huusari	12.0	6.16	12.02	1.70	53.4	16.6	33.15	3.20	53.65	4:37.2
Sutherland	11.6	6.67	10.86	1.80	56.0	16.6	30.83	3.30	51.01	5:19.0
Gerspach	11.4	6.46	10.35	1.70	53.4	16.8	33.91	3.40	44.82	5:08.2
Jansson	11.6	6.32	12.22	1.83	54.2	17.8	32.08	3.10	47.20	5:22.0
Frieda	11.6	5.94	11.01	1.60	54.0	19.0	35.09	3.40	54.90	5:02.6

The 1924 high jump champion, Osborn, became the only man to win both an individual event and a multi-event gold medal in the same Olympics, helped by 1.97 in his banner event. He showed consistency throughout, never finishing worse than ninth in any event. Nevertheless, he was behind Norton after eight events, but then won easily thanks to Norton's poor 1500m. Klumberg gained more than 550 on Norton in the last two events to finish just 22 behind the American.

Amsterdam, 3/4 Aug 1928

			1920	1984/98
1,	Paavo Yrjölä	FIN	8053.290WR	6607
2,	Akilles Järvinen	FIN	7931.500	6645
3,	Ken Doherty	USA	7706.650	6428
4,	James Stewart	USA	7624.135	6310
5,	Thomas Churchill	USA	7417.115	6165
6,	Helge Jansson	SWE	7286.285	6111
7,	Ludwig Vesely	AUT	7274.850	6224
8,	Albert Andersson	SWE	7108.435	6031

(Competitors: 38; Countries: 19)

Marks	100m	LJ	SP	HJ	400m	110H	DT	PV	JT	1500m
Yrjölä	11.8	6.72	14.11	1.87	53.2	16.6	42.09	3.30	55.70	4:44.0
Järvinen	11.2	6.87	13.64	1.75	51.4	15.6	36.95	3.30	55.58	4:52.4
Doherty	11.6	6.61	11.85	1.80	52.0	15.8	38.72	3.30	56.56	4:54.0
Stewart	11.2	6.61	13.04	1.87	52.8	16.6	40.90	3.30	48.07	5:17.0
Churchill	11.6	6.32	12.28	1.70	52.2	16.8	38.82	3.60	50.93	4:55.0
Jansson	11.4	6.85	13.59	1.87	53.2	16.6	36.83	3.30	41.73	5:27.0
Vesely	11.6	5.73	12.58	1.70	52.2	15.8	35.46	3.20	47.44	4:47.0
Andersson	12.0	6.30	12.19	1.75	54.0	15.8	36.64	3.30	45.81	4:44.2

Yrjölä was the big favourite to win, having won the Finnish trials with 7846.58, the best score of the year. He also set world records in winning his national championship in 1926 and 1927. Sweden's Helge Jansson was the best on the first day, scoring 4178.97, leading Järvinen (4136.03), Stewart (4127.69) and Yrjölä (4103.92), with Doherty well back on 3848.57.

After Järvinen had taken the lead with a good 110mH of 15.6, Yrjölä broke the event open with his 42.09 discus, taking the lead with 5833.24 ahead of Stewart (5811.91) and Järvinen (5765.15). Doherty replaced Stewart as the best non-Finn with his 56.56 javelin, and easily beat his teammate to take third place. Ahead of him Yrjölä placed fifth in the final event – more than eight seconds ahead of Järvinen – and broke his own world record by some 58 points. Järvinen became the second best of all-time.

Los Angeles, 5/6 Aug 1932

			1920	1984/98
1,	Jim Bausch	USA	8462.235WR	6736
2,	Akilles Järvinen	FIN	8292.480	6879
3,	Wolrad Eberle	GER	8030.805	6661
4,	Wilson Charles	USA	7985.000	6716
5,	Hans-Heinrich Sievert	GER	7941.075	6515
6,	Paavo Yrjölä	FIN	7687.990	6385
7,	Cliff Coffmann	USA	7534.410	6265
8,	Bob Tisdall	IRL	7327.170	6398

(Competitors: 14 Countries: 9)

Marks	100m	LJ	SP	HJ	400m	110H	DT	PV	JT	1500m
Bausch	11.7	6.95	15.32	1.70	54.2	16.2	44.58	4.00	61.91	5:17.0
Järvinen	11.1	7.00	13.11	1.75	50.6	15.7	36.80	3.60	61.00	4:47.0
Eberle	11.4	6.77	13.22	1.65	50.8	16.7	41.34	3.50	57.49	4:34.4
Charles	11.2	7.24	12.56	1.85	51.2	16.2	38.71	3.40	47.72	4:39.8
Sievert	11.4	6.97	14.50	1.78	53.6	16.1	44.54	3.20	53.91	5:18.0
Yrjölä	11.8	6.59	13.68	1.75	52.6	17.0	40.77	3.10	56.12	4:37.4
Coffmann	11.3	6.77	11.86	1.70	51.8	17.8	34.40	4.00	48.88	4:48.0
Tisdall	11.3	6.60	12.58	1.65	49.0	15.5	33.31	3.20	45.26	4:34.4

The best in the world in 1931 had been Järvinen and Jesse Mortensen, later the coach at the University of Southern California. The American was injured in 1932, so the Finn was the big favourite, despite two 8000+ scores by Bausch.

The first day featured excellent performances by Wilson Charles, headed by his 7.24 long jump. He led with 4266.2 points from the big Latvian Janis Dimza (4181.14), Järvinen (4168.76), Sievert (4158.21), and Bausch (4029.33). With Sievert and Bausch producing 44m discus throws, the positions changed, with the German temporarily leading from Charles and Bausch. The American's 4.00 vault ensured his victory, and a 61.91 javelin throw gave him a margin of 350 with one event remaining. Järvinen made up 180, but lost to Bausch's world record of 8462.235. Under the scoring tables now in force, Järvinen would have been the comfortable winner in Amsterdam and Los Angeles.

Berlin, 7/8 Aug 1936

			1934	1984/98
1,	Glenn Morris	USA	7900WR	7254
2,	Bob Clark	USA	7601	7063
3,	Jack Parker	USA	7275	6760
4,	Erwin Huber	GER	7087	6589
5,	Reindert Brasser	NED	7046	6570
6,	Armin Guhl	SUI	7033	6618
7,	Olle Bexell	SWE	7024	6558
8,	Helmut Bonnet	GER	6939	6489

(Competitors: 28; Countries: 17)

Marks	100m	LJ	SP	HJ	400m	110H	DT	PV	JT	1500m
Morris	11.1	6.97	14.10	1.85	49.4	14.9	43.02	3.50	54.52	4:33.2
Clark	10.9	7.62	12.68	1.80	50.0	15.7	39.39	3.70	51.12	4:44.4
Parker	11.4	7.35	13.52	1.80	53.3	15.0	39.11	3.50	56.46	5:07.8
Huber	11.5	6.89	12.70	1.70	52.3	15.8	35.46	3.80	56.45	4:35.2
Brasser	11.6	6.69	13.49	1.90	51.5	16.2	39.45	3.40	55.75	5:06.0
Guhl	11.3	7.04	12.30	1.80	52.3	15.6	40.97	3.30	51.20	4:40.4
Bexell	11.6	6.68	13.54	1.75	54.9	16.0	38.83	3.70	57.07	4:40.4
Bonnet	11.6	6.66	13.45	1.75	53.7	16.2	39.16	3.60	58.15	4:54.0

Morris, who had set a world record of 7884 at the US Trials in Milwaukee, was hot favourite to win from Clark, who scored 7595 behind Morris in the trials. Clark took the lead, as he had done in Milwaukee, with 10.9/7.62 in the first two events.

By the end of the first day Morris had passed his compatriot (4164 to 4117), and he increased his lead over Clark in every event other than the pole vault on the second day, winning with 299. Parker was well clear of Huber for third place, giving the USA its first (of two) clean sweeps in Olympic decathlon history. Like 1928 shot put silver medalist Herman Brix, Morris later played the role of Tarzan. The one man who might have given Morris a hard time – Hans-Heinrich Sievert, the European Champion and previous world record holder – was injured in 1936.

London, 5/6 August 1948

			1934	1984/98
1,	Bob Mathias	USA	7139	6628
2,	Ignace Heinrich	FRA	6974	6559
3,	Floyd Simmons	USA	6950	6531
4,	Enrique Kistenmacher	ARG	6929	6542
5,	Erik Andersson	SWE	6877	6486
6,	Peter Mullins	AUS	6739	6334
7,	Per Axel Eriksson	SWE	6731	6382
8,	Irving Mondschein	USA	6715	6357

(Competitors: 35; Countries: 20)

Marks	100m	LJ	SP	HJ	400m	110H	DT	PV	JT	1500m
Mathias	11.2	6.615	13.04	1.86	51.7	15.7	44.00	3.50	50.32	5:11.0
Heinrich	11.3	6.895	12.85	1.86	51.6	15.6	40.94	3.20	40.98	4:43.8
Simmons	11.2	6.725	12.80	1.86	51.9	15.2	32.73	3.40	51.99	4:58.0
Kistenmacher	10.9	7.08	12.67	1.70	50.5	16.3	41.11	3.20	45.06	4:49.6
Andersson	11.6	6.595	12.66	1.75	52.0	15.9	36.07	3.60	51.04	4:34.0
Mullins	11.2	6.645	12.75	1.83	53.2	15.2	33.94	3.40	51.32	5:17.6
Eriksson	11.9	6.80	11.96	1.80	52.5	16.2	34.91	3.30	56.70	4:35.8
Mondschein	11.3	6.81	12.74	1.83	51.6	16.6	38.74	3.50	36.81	4:49.8

The best athlete was missing from the Games, but this time it was not due to the war, but because the USSR was not part of the Olympic movement. Thus Heino Lipp, the statuesque (1.90/107Kg) Estonian, was denied his big chance of Olympic gold. His only Olympic appearance came in 1992 when he was chosen to carry the flag for newly independent Estonia at the opening ceremony in Barcelona. Instead, this was the beginning of a legend, as Bob Mathias triumphed in his third attempt at the event. Aged just 17 years 263 days, he became the youngest ever male Olympic athletics champion, a record which stands as we approach Athens 2004.

The weather conditions seriously detracted from the level of performance. At the end of the first day Kistenmacher, an Argentine soldier, led with 3897 from Ignace Heinrich and Mathias (3848). The weather was dreadful on the second day, and Mathias's day lengthened when the mark for his best discus throw could not be located for half an hour, officials eventually settling on a mark at 44. The exhausted schoolboy, lean at 1.90/84kg compared to the big Heinrich (1.93/93Kg), was well ahead after the javelin, but struggled through the 1500m to win by 165.

Helsinki, 25/26 Jul 1952

			1950	1984/98
1,	Bob Mathias	USA	7887WR	7580
2,	Milt Campbell	USA	6975	6948
3,	Floyd Simmons	USA	6788	6903
4,	Vladimir Volkov	RUS	URS	6674
5,	Josef Hipp	GER/FRG	6449	6705
6,	Göran Widenfeldt	SWE	6388	6661
7,	Kjell Tännander	SWE	6308	6607
8,	Friedel Schirmer	GER/FRG	6118	6464

(Competitors: 28; Countries: 16)

	<u>Electric timing (1984/98)</u>
Mathias	7592
Campbell	6995
Simmons	6954
Volkov	6894
Hipp	6754
Widenfeldt	6861
Tännander	6617
Schirmer	6509

<u>Marks</u>	<u>100m</u>	<u>LJ</u>	<u>SP</u>	<u>HJ</u>	<u>400m</u>	<u>110H</u>	<u>DT</u>	<u>PV</u>	<u>JT</u>	<u>1500m</u>
Mathias	10.9	6.98	15.30	1.90	50.2	14.7	46.89	4.00	59.21	4:50.8
Campbell	10.7	6.74	13.89	1.85	50.9	14.5	40.50	3.30	54.54	5:07.2
Simmons	11.5	7.06	13.18	1.92	51.1	15.0	37.77	3.60	54.69	4:53.4
Volkov	11.4	7.09	12.62	1.75	51.2	15.8	38.04	3.80	56.68	4:33.2
Hipp	11.4	6.85	13.26	1.75	51.3	16.1	45.84	3.50	54.14	4:57.2
Widenfeldt	11.4	6.76	11.61	1.94	51.3	16.1	39.53	3.50	49.36	4:38.6
Tännander	11.4	6.90	12.97	1.85	52.6	15.8	39.30	3.50	52.79	4:57.2
Schirmer	11.7	6.37	12.69	1.80	50.5	16.0	37.01	3.50	54.00	4:47.6

<u>Electrics</u>	<u>100m</u>	<u>400m</u>	<u>110H</u>	<u>1500m</u>
Mathias	11.08	50.38	14.91	4:51.11
Campbell	10.78	50.96	14.67	5:07.60
Simmons	11.52	51.22	15.26	4:53.70
Volkov	11.49	51.28	16.11	4:33.25
Hipp	11.46	51.43	16.24	4:57.32
Widenfeldt	11.53	51.55	16.32	4:38.84
Tännander	11.59	52.71	16.03	4:57.64
Schirmer	11.68	50.67	16.28	4:47.95

Mathias had developed from talented Olympic Champion into the best decathlete in the world by far. Bigger in 1952 than 1948 (92kg versus 84Kg), he had world class bests in the 110m hurdles (13.8) and discus (52.48) and had broken the world record twice, culminating with 7825 in the US Trials. His nearest rival was the remarkably talented Milt Campbell, who won the first event in 10.7 (on electrical timing 10.78, 0.01 faster than Remigino, the 1952 100m gold medallist). A dominant shot of 15.30 gave Mathias control of the event, and at halfway he led with 4367 ahead of Campbell (4111) and Simmons (3924). Outrun by Campbell in the hurdles, 14.5 to 14.7, Mathias was better in all of the remaining events than his four nearest pursuers, and he won with his third world record in the final decathlon of his career.

Melbourne, 29/30 Nov 1956

		<u>1952</u>	<u>1984/98</u>
1,	Milt Campbell	USA 7937OR	7565
2,	Rafer Johnson	USA 7587	7422
3,	Vasiliy Kuznetsov	RUS URS 7465	7330
4,	Uno Palu	EST URS 6930	7028
5,	Martin Lauer	GER/FRG 6853	6910
6,	Walter Meier	GER/GDR 6773	6911
7,	Torbjörn Lassenius	FIN 6565	6782
8,	Yang Chuan-Kwang	TPE 6521	6697

(Competitors: 15; Countries: 9)

	<u>Electric timing (1984/98 tables)</u>
Campbell	7614
Johnson	7455
Kuznetsov	7347
Palu	7052
Lauer	6914
Meier	6930
Lassenius	6806
Yang	6736

<u>Marks</u>	<u>100m</u>	<u>LJ</u>	<u>SP</u>	<u>HJ</u>	<u>400m</u>	<u>110H</u>	<u>DT</u>	<u>PV</u>	<u>JT</u>	<u>1500m</u>
Campbell	10.8	7.33	14.76	1.89	48.8	14.0	44.98	3.40	57.08	4:50.6
Johnson	10.9	7.34	14.48	1.83	49.3	15.1	42.17	3.90	60.27	4:54.2
Kuznetsov	11.2	7.04	14.49	1.75	50.2	14.9	44.33	3.95	56.13	4:53.8
Palu	11.5	6.65	13.39	1.89	50.8	15.4	40.38	3.60	61.59	4:35.6
Lauer	11.1	6.83	12.86	1.83	48.2	14.7	39.38	3.10	50.66	4:43.8
Meier	11.3	6.80	12.99	1.86	49.3	16.1	37.59	3.70	47.97	4:20.6
Lassenius	11.8	6.62	13.45	1.70	50.8	15.9	41.36	3.80	59.33	4:36.2
Yang	11.2	6.90	11.56	1.95	51.3	15.0	33.92	3.30	57.88	5:00.8

<u>Electrics</u>	<u>100m</u>	<u>400m</u>	<u>110H</u>	<u>1500m</u>
Campbell	10.91	48.83	14.12	4:50.68
Johnson	10.99	49.49	15.29	4:54.24
Kuznetsov	11.36	50.24	15.25	4:54.10

	<u>100m</u>	<u>400m</u>	<u>110H</u>	<u>1500m</u>
Palu	11.66	50.82	15.58	4:35.74
Lauer	11.29	48.35	14.97	4:44.03
Meier	11.48	49.41	16.29	4:20.63
Lassenius	11.99	50.89	16.03	4:36.28
Yang	11.29	51.37	15.20	5:00.97

Johnson, the world record holder, was favourite to win, but to the knee injury he suffered before the Games was added an abdominal muscle pull in the long jump. Campbell produced a superlative effort, and had he not had a poor pole vault might well have broken Johnson's record of 7985. On the first day Campbell drew gradually away from Johnson with superior marks in the high jump and 400m to lead with 4564 compared with Johnson's 4375. Lauer (4064) trailed in third ahead of Kuznetsov (3991).

The 110m hurdles was the decisive event as Campbell ran a superb 14.0, despite almost shattering the fourth hurdle. His time was seven tenths faster than that of Lauer, who was fourth in the individual 110m hurdles final. The 336 points gained on Johnson's 15.1 was almost all of Campbell's final winning margin of 350. As he felt himself flagging in the final event, Campbell found himself picked up by the encouragement of 11th placed Ian Bruce, who ran with him over the last 400m, exhorting him to sprint at the finish. It was a typical piece of sportsmanship in an event which encourages humanity through shared suffering.

Rome, 5/6 Sep 1960

		<u>1952</u>	<u>1984/98</u>
1,	Rafer Johnson	USA 8392OR	7901
2,	Yang Chuan-Kwang	TPE 8334	7820
3,	Vasiliy Kuznetsov	RUS URS 7809	7527
4,	Yuriy Kutyenko	UKR URS 7567	7401
5,	Evert Kamerbeek	NED 7236	7213
6,	Franco Sar	ITA 7195	7140
7,	Markus Kahma	FIN 7112	7161
8,	Klaus Grogorenz	GER/GDR 7032	7078

(Competitors: 30; Countries: 21)

	<u>Electric timing (1984/98)</u>
Johnson	7926
Yang	7839
Kuznetsov	7557
Kutenko	7442
Kamerbeek	7237
Sar	7174
Kahma	7181
Grogorenz	7114

<u>Marks</u>	<u>100m</u>	<u>LJ</u>	<u>SP</u>	<u>HJ</u>	<u>400m</u>	<u>110H</u>	<u>DT</u>	<u>PV</u>	<u>JT</u>	<u>1500m</u>
Johnson	10.9	7.35	15.82	1.85	48.3	15.3	48.49	4.10	69.76	4:49.7
Yang	10.7	7.46	13.33	1.90	48.1	14.6	39.83	4.30	68.22	4:48.5
Kuznetsov	11.1	6.96	14.46	1.75	50.2	15.0	50.52	3.90	71.20	4:53.8
Kutenko	11.4	6.93	13.97	1.80	51.1	15.6	45.63	4.20	71.44	4:44.2
Kamerbeek	11.3	7.21	13.76	1.80	51.1	14.9	44.31	3.80	57.49	4:43.6
Sar	11.4	6.69	13.89	1.80	51.3	14.7	49.58	3.80	55.74	4:49.2
Kahma	11.5	6.93	14.55	1.75	50.5	15.9	44.93	3.60	60.50	4:22.8
Grogorenz	10.8	6.93	12.42	1.73	48.0	16.9	40.12	3.70	60.81	4:27.0

<u>Electrics</u>	<u>100m</u>	<u>110H</u>
Johnson	11.07	15.46
Yang	10.88	14.50
Kuznetsov	11.25	15.15
Kutenko	11.50	15.74
Kamerbeek	11.49	15.03
Sar	11.51	14.88
Kahma	11.69	16.05
Grogorenz	10.95	16.98

Johnson had set a world record of 8683 in the US Championships ahead of his training partner Yang (8426). He had evolved from a jumper-runner type (100m: 10.3, 110m hurdles: 13.8, Long Jump: 7.76) into a throwing exponent (Discus: 52.50, Javelin: 76.75), but was expecting a tough battle from Yang. Kuznetsov had set a world record of 8357 in 1959, but was still recovering from an injury at the time of

the Olympics. Yang led after two events, but Johnson's shot of 15.82, almost 2.5m ahead of Yang, gained 273 and took him 143 clear of the Formosan. Yang was better in four of the first five events, but still trailed 4592 to 4647 at the end of the first day, with Kuznetsov down in fifth place.

Johnson had a terrible hurdles, hitting the second hurdle and never finding his rhythm in clocking 15.3, while Yang ran 14.6. Yang was now 12 ahead, but the lead again switched after the discus where Johnson threw a good 48.49, while Yang had a poor 39.83. Behind them Kuznetsov threw 50.52 to move more than 200 ahead of fourth place. Yang closed on Johnson with 4.30 in the vault, but Johnson responded with 69.76 in the javelin, while both Russians threw beyond 71. Finally Johnson managed to stay within 10m of Yang, so winning by 58 points the finest duel in Olympic decathlon history.

Tokyo, 19/20 Oct 1964

			1962	1984/98
1,	Willi Holdorf	GER/FRG	7887	7794
2,	Rein Aun	EST URS	7842	7744
3,	Hans-Joachim Walde	GER/FRG	7809	7735
4,	Paul Herman	USA	7787	7719
5,	Yang Chuan-Kwang	TPE	7650	7608
6,	Horst Beyer	GER/FRG	7647	7557
7,	Vasiliy Kuznetsov	RUS URS	7569	7523
8,	Mikhail Storozhenko	UKR URS	7464	7374

(Competitors: 22; Countries: 14)

Marks	100m	LJ	SP	HJ	400m	110H	DT	PV	JT	1500m
Holdorf	10.7	7.00	14.95	1.84	48.2	15.0	46.05	4.20	57.37	4:34.3
Aun	10.9	7.22	13.82	1.93	48.8	15.9	44.19	4.20	59.06	4:22.3
Walde	11.0	7.21	14.45	1.96	49.5	15.3	43.15	4.10	62.90	4:37.0
Herman	11.2	6.97	13.89	1.87	49.2	15.2	44.15	4.35	63.35	4:25.4
Yang	11.0	6.80	13.23	1.81	49.0	14.7	39.59	4.60	68.15	4:48.4
Beyer	11.2	7.02	14.32	1.90	49.8	15.2	45.17	3.80	58.17	4:23.6
Kuznetsov	10.9	6.98	14.06	1.70	49.5	14.9	43.81	4.40	67.87	5:02.5
Storozhenko	11.0	7.22	16.37	1.84	53.6	15.0	43.20	4.00	59.10	5:00.7

In 1963 Yang had set a sensational world record of 9121, but new tables applied in 1964, and Yang suffered more than any other top class decathlete. The average point loss for the best 10 of all-time at the end of 1964 other than Yang was 328; for Yang it was 1032. On top form, he might well have won in Tokyo but his 1964 performances were inferior to those of Rome in eight of the 10 events, and particularly weak jump marks left him out of the running for any medal.

Holdorf (4090) led from Walde (4074) and Aun (4067) after the first day with the third German Beyer fourth with 3910. Holdorf never surrendered the lead, and Walde only lost out to Aun after the Estonian ran nearly 15 seconds quicker than the German. Herman moved from sixth to fourth on the second day, while Yang leapt from ninth to fifth with the best second day score thanks to excellent marks in the pole vault and javelin. Holdorf, when called the "world's greatest athlete", declaimed any such idea, selecting Bob Hayes for that honour.

Mexico City, 18/19 Oct 1968

			1962	1984/98
1,	Bill Toomey	USA	8193	8064
2,	Hans-Joachim Walde	FRG	8111	8032
3,	Kurt Bendlin	FRG	8064	8005
4,	Nikolay Avilov	UKR URS	7909	7795
5,	Joachim Kirst	GDR	7861	7702
6,	Tom Waddell	USA	7720	7608
7,	Rick Sloan	USA	7692	7553
8,	Steen Smidt-Jensen	DEN	7648	7507

(Competitors: 33; Countries: 20)

	Electric timing (1984/98)
Toomey	8144
Walde	8094
Bendlin	8071

Electric timing (1984/98)

Avilov	7862
Kirst	7760
Waddell	7675
Sloan	7618
Smidt-Jensen	7564

Marks	100m	LJ	SP	HJ	400m	110H	DT	PV	JT	1500m
Toomey	10.4	7.87	13.75	1.95	45.6	14.9	43.68	4.20	62.80	4:57.1
Walde	10.9	7.64	15.13	2.01	49.0	14.8	43.54	4.30	71.62	4:58.5
Bendlin	10.7	7.56	14.74	1.80	48.3	15.0	46.78	4.60	75.42	5:09.8
Avilov	10.9	7.64	13.41	2.07	49.9	14.5	46.64	4.10	60.12	5:00.8
Kirst	10.5	7.61	16.43	1.98	50.2	15.6	46.89	4.15	57.02	5:20.1
Waddell	11.3	7.47	14.45	2.01	51.2	15.3	43.73	4.50	63.70	5:04.5
Sloan	11.2	6.72	14.07	2.10	51.0	15.5	45.58	4.85	49.90	4:44.0
Smidt-Jensen	11.0	7.17	13.03	1.95	50.2	14.9	41.07	4.85	46.80	4:41.3

Electrics	100m	400m	110H	1500m
Toomey	10.41	45.68	14.95	4:57.18
Walde	10.97	49.03	14.87	4:58.60
Bendlin	10.75	48.38	15.06	5:09.85
Avilov	10.95	49.93	14.58	5:00.84
Kirst	10.58	50.25	15.68	5:20.16
Waddell	11.33	51.25	15.39	5:04.52
Sloan	11.28	51.05	15.51	4:44.02
Smidt-Jensen	11.00	50.22	14.96	4:41.36

Bill Toomey only started to train for the decathlon three years after finishing college and a year later placed fourth in the 1964 US Olympic Trials. Two years later he broke the world record with an unrated 8234 in the US Championships, and was favourite to win in Mexico ahead of world record holder Kurt Bendlin. Toomey began wonderfully, with 10.4 and 7.87, but after four events was more than 100 behind the explosive (1.90/94Kg) Joachim Kirst, who threw the shot nearly 3m further than Toomey, and outjumped the American 1.98 to 1.95. This, however, was a poor effort for the GDR star, who was a 2.16 jumper at his best. Toomey reclaimed the lead with an astounding 45.6 400m, turning the deficit into a 115 point advantage. At the end of the first day, Walde was third with 4290 (209 behind Toomey) after a personal best 2.01 high jump, while Bendlin was in sixth place (4149) after a poor high jump.

Bendlin, a good second day performer, began to close in with better marks than Toomey in the discus, vault and javelin – where he threw a mighty 75.42 – picking up 150 on the American. Walde also threw well, and was just 13 behind Bendlin with just the 1500m to go. Never an enjoyable event for decathletes, the altitude made this 1500m even more painful than usual, and Toomey got home ahead of Walde and Bendlin for gold, almost 45 seconds down on his lifetime best of 4:12.7. The greatest accolade was perhaps attributable to German coach Friedel Schirmer, who had advised all three medallists during their careers.

Munich, 7/8 Sep 1972

			1971	1984/98
1,	Nikolay Avilov	UKR URS	8454	WR 8466
2,	Leonid Litvinenko	UKR URS	8035	7970
3,	Ryszard Katus	POL	7984	7936
4,	Jeff Bennett	USA	7974	7920
5,	Stefan Schreyer	GDR	7950	7907
6,	Freddy Herbrand	BEL	7947	7897
7,	Steen Smidt-Jensen	DEN	7947	7908
8,	Tadeusz Janczenko	POL	7861	7791

(Competitors: 33; Countries: 19)

Marks	100m	LJ	SP	HJ	400m	110H	DT	PV	JT	1500m
Avilov	11.00	7.68	14.36	2.12	48.45	14.31	46.98	4.55	61.66	4:22.82
Litvinenko	11.13	6.81	14.18	1.89	48.40	15.03	47.84	4.40	58.94	4:05.91
Katus	10.89	7.09	14.39	1.92	49.11	14.41	43.00	4.50	59.96	4:31.90
Bennett	10.73	7.26	12.82	1.86	46.25	15.58	36.58	4.80	57.48	4:12.15
Schreyer	10.82	7.44	15.02	1.92	49.51	15.00	45.08	4.40	50.42	4:48.20
Herbrand	11.00	7.30	13.91	2.04	49.78	14.87	47.12	4.40	50.42	4:27.65
Smidt-Jensen	11.07	6.95	13.35	2.01	50.10	14.65	44.80	4.80	55.24	4:24.68
Janczenko	10.64	7.28	14.45	2.04	49.10	16.89	45.26	4.50	63.80	5:01.48

Avilov was picked for fourth place by *Track and Field News*, the position he had occupied in 1968 as a 20 year-old. Kirst, the two-time European Champion was expected to take top honours. After three events, Kirst took the lead, but lost ground to Avilov in the high jump despite jumping 2.10. The tall (1.91/89Kg) Ukrainian cleared 2.12, moving within 38 points of Kirst, a margin he halved after the 400m. Kirst led with 4364, with Avilov at 4345 and Janczenko third with 4266. The best marks of the first day came in the 400 when Britain's Peter Gabbett ran 46.10, and tiny (1.73/69Kg) Bennett zipped through his heat in 46.25.

The decisive event was the 110m hurdles, where Avilov ran a good 14.36, while Kirst, after a protracted argument with officials about whether he could use heel spikes, fell and withdrew. Avilov was now over 200 clear of the field in his near perfect decathlon. He set nine personal bests and equalled the 10th, eventually winning from fellow Ukrainian Litvinenko by more than 400 with a world record 8454. Litvinenko clinched the silver with a superb 1500m of 4:05.91, with Katus just getting the bronze ahead of the gutsy Bennett.

Montreal, 29/30 Jul 1976

			1971	1984/98
1,	Bruce Jenner	USA	8618WR	8634
2,	Guido Kratschmer	FRG	8411	8416
3,	Nikolay Avilov UKR	URS	8369	8403
4,	Raimo Pihl	SWE	8218	8216
5,	Ryszard Skowronek	POL	8113	8099
6,	Siegfried Stark	GDR	8048	8051
7,	Leonid Litvinenko UKR	URS	8025	7963
8,	Lennart Hedmark	SWE	7974	8002

(Competitors: 28; Countries: 15)

Marks	100m	LJ	SP	HJ	400m	110H	DT	PV	JT	1500m
Jenner	10.94	7.22	15.35	2.03	47.51	14.84	50.04	4.80	68.52	4:12.61
Kratschmer	10.66	7.39	14.74	2.03	48.19	14.58	45.70	4.60	66.32	4:29.09
Avilov	11.23	7.52	14.81	2.14	48.16	14.20	45.60	4.45	62.28	4:26.26
Pihl	10.93	6.99	15.55	2.00	47.97	15.81	44.30	4.40	77.34	4:28.76
Skowronek	11.02	7.26	13.74	1.91	47.91	14.75	45.34	4.80	62.22	4:29.89
Stark	11.35	6.98	15.08	1.91	49.14	15.65	45.48	4.65	74.18	4:24.93
Litvinenko	11.12	6.92	14.20	1.91	48.44	14.71	46.26	4.60	53.66	4:11.41
Hedmark	11.36	7.09	15.00	1.91	49.80	14.79	46.42	4.30	78.58	4:44.28

Of all the American decathlon champions, Jenner was probably the best all-rounder. Not outstanding at any event, he nevertheless dominated the 1976 decathlon. Kratschmer (4333) and Avilov (4315) were slightly ahead of the American at the end of the first day. Both Avilov and Jenner had three personal bests on the first day. Avilov high jumped 2.14, while Jenner beat his 400m best by 0.7, scoring his highest ever first day score of 4298. Avilov ran 14.20 in the hurdles to take the lead, and was still in front after the discus with 6046 ahead of Jenner: 6037 and Kratschmer: 6022. Jenner then cleared 4.80 in the vault, and with just the 1500m to go led with 7904, ahead of Kratschmer 7816, and Avilov 7755. Jenner now set his sights on the world record. Running yet another lifetime best, 4:12.61, he finished with 8618, well ahead of Avilov's electrically-timed best of 8454.

Moscow, 25/26 Jul 1980

			1977	1984/98
1,	"Daley" Thompson	GBR	8495	8522
2,	Yuriy Kutsenko RUS	URS	8331	8369
3,	Sergey Zhelanov RUS	URS	8135	8135
4,	Georg Werthner	AUT	8050	8084
5,	Sepp Zeilbauer	AUT	8007	7989
6,	Dariusz Ludwig	POL	7978	7972
7,	Atanas Andonov	BUL	7927	7887
8,	Steffen Grummt	GDR	7892	7840

(Competitors: 21; Countries: 12)

Marks	100m	LJ	SP	HJ	400m	110H	DT	PV	JT	1500m
Thompson	10.62	8.00	15.18	2.08	48.01	14.47	42.24	4.70	64.16	4:39.90
Kutsenko	11.19	7.74	14.50	2.08	48.67	15.04	39.86	4.90	68.08	4:22.60
Zhelanov	11.40	7.60	14.17	2.18	49.27	14.83	42.80	4.60	57.30	4:27.50
Werthner	11.44	7.27	13.45	2.03	49.26	15.08	38.14	4.85	73.66	4:23.4
Zeilbauer	11.29	7.14	15.31	2.03	50.91	14.80	44.00	4.50	64.86	4:30.6
Ludwig	11.35	7.51	13.32	2.08	50.55	15.38	45.82	4.80	59.38	4:29.7
Andonov	11.38	6.86	15.59	2.00	50.36	14.83	47.62	4.70	53.54	4:29.2
Grummt	11.35	6.86	16.15	1.94	49.39	14.82	48.56	4.30	55.24	4:30.2

Finishing 18th in Montreal, on his 18th birthday, was Britain's Francis Morgan Ayodélé "Daley" Thompson, an immense raw talent. By 1980 Thompson had established himself as the best in the world, producing a world record in the 1980 annual Götzis meeting, and entered Moscow as a prohibitive favourite. In Götzis he had beaten Guido Kratschmer (FRG), who had succeeded Thompson with a world record in the German championships, but was absent from Moscow due to the boycott.

Thompson went to the front immediately with a 10.62 100m, 0.35 faster than anyone else, and followed that with 8.00 in the long jump. This equalled the best ever wind legal jump in a decathlon. He was already 192 points clear and by the end of the first day had 4542, world record pace. Thompson maintained a healthy lead ahead of his nearest Soviet and Austrian rivals, but ran only fast enough to win in the 1500m, aware that he could not beat his world record.

Los Angeles, 8/9 Aug 1984

			1977	1984/98
1,	"Daley" Thompson	GBR	8798=WR	8847WR
2,	Jürgen Hingsen	FRG	8673	8695
3,	Siegfried Wentz	FRG	8412	8416
4,	Guido Kratschmer	FRG	8326	8357
5,	William Motti	FRA	8266	8278
6,	John Crist	USA	8130	8115
7,	Jim Wooding	USA	8091	8054
8,	Dave Steen	CAN	8047	8034

(Competitors: 26; Countries: 18)

Marks	100m	LJ	SP	HJ	400m	110H	DT	PV	JT	1500m
Thompson	10.44	8.01	15.72	2.03	46.97	14.33	46.56	5.00	65.24	4:35.00
Hingsen	10.91	7.80	15.87	2.12	47.69	14.29	50.82	4.50	60.44	4:22.60
Wentz	10.99	7.11	15.87	2.09	47.78	14.35	46.60	4.50	67.68	4:33.96
Kratschmer	10.80	7.40	15.93	1.94	49.25	14.66	47.28	4.90	69.40	4:47.99
Motti	11.28	7.45	14.42	2.06	48.13	14.71	50.92	4.50	63.76	4:35.15
Crist	11.33	6.98	14.05	2.06	48.45	15.01	46.18	4.80	61.88	4:23.78
Wooding	11.04	7.01	13.90	1.97	47.62	14.57	47.38	4.60	57.20	4:28.31
Steen	11.20	7.41	12.57	2.03	48.09	15.39	44.04	4.80	56.92	4:17.70

In five meetings prior to Los Angeles, Thompson had beaten Hingsen. The German set a new world record and appeared ready to break the tradition. Thompson blasted the 100m in 10.44, and jumped 8.01 to Hingsen's 7.80. The Briton then threw a shot put personal best of 15.72, just behind Hingsen's 15.87. Both men jumped well; 2.03 for Thompson and 2.12 for Hingsen, a relatively better performance for the German when considering their lifetime bests. In the 400m Thompson had lost 48.12 to Hingsen's 48.08 in their previous meeting. Hingsen here ran a good 47.69, but was left well behind Thompson's 46.97, giving Thompson a best ever first-day total of 4633, 114 ahead of Hingsen.

After Hingsen edged Thompson 14.29 to 14.33, the discus provided the first of two key moments in the event. Trailing Hingsen's superb 50.82 with 41.24, Thompson improved a whopping 5m to 46.56, so retaining a 32 point-lead with 6365. The second moment came in the vault when Hingsen could clear no more than his opening height of 4.50, half a metre below his best, while Thompson cleared 5.10, equalling his decathlon best. After heading Hingsen by almost 5m in the javelin he was 209 ahead with 8241. Despite a 1500m where he chose not to push himself at the finish, Thompson was within one point of the world record. His score was later increased by one point (after the 110m hurdles photograph was re-read by the then ATFS President Bob Sparks), and became an outright world record record when new 1984 scoring tables came into use.

Seoul, 28/29 Sep 1988

1,	Christian Schenk	GDR	8488
2,	Torsten Voss	GDR	8399
3,	Dave Steen	CAN	8328
4,	"Daley" Thompson	GBR	8306
5,	Christian Plaziat	FRA	8272
6,	Alain Blondel	FRA	8268
7,	Tim Bright	USA	8216
8,	Robert de Wit	NED	8189

(Competitors: 39; Countries: 26)

Marks	100m	LJ	SP	HJ	400m	110H	DT	PV	JT	1500m
Schenk	11.25	7.43	15.48	2.27	48.90	15.13	49.28	4.70	61.32	4:28.95
Voss	10.87	7.45	14.97	1.97	47.71	14.46	44.36	5.10	61.76	4:33.02
Steen	11.18	7.44	14.20	1.97	48.29	14.81	43.66	5.20	64.16	4:23.20
Thompson	10.62	7.38	15.02	2.03	49.06	14.72	44.80	4.90	64.04	4:45.11
Plaziat	10.83	7.62	13.58	2.12	48.34	14.18	43.06	4.90	52.18	4:34.07
Blondel	11.02	7.43	12.92	1.97	47.44	14.40	41.20	5.20	57.46	4:16.64
Bright	11.18	7.05	14.12	2.06	49.34	14.39	41.68	5.70	61.60	4:51.20
de Wit	11.05	6.95	15.34	2.00	48.21	14.36	41.32	4.80	63.00	4:25.86

Favourites for the event were Voss (the 1987 World Champion), Wentz and Schenk, but Wentz returned home with a painful long-term ankle injury. West Germany's hopes were further dented when Hingsen inexplicably false started three times in the 100m and was disqualified. Thompson, who had been battling leg injuries, won the first event with 10.62, but 7.38 in the long jump was a far cry from his 1980/1984 form, and France's Christian Plaziat edged into the lead. Thompson edged back in front after the shot, but then came the deciding event. GDR's Schenk, a straddler, left his opposition at 2.15, and cleared 2.18, 2.21 and 2.24 first time, before making 2.27 on his second jump, and finally missing three times at 2.30. Suddenly he was more than 100 ahead. With Thompson down two seconds on his best in the 400m, Schenk led after the first day with 4470, with Plaziat (4375), Thompson (4332) and Voss (4299) behind.

Plaziat took the lead with a fine 14.18 in the hurdles, but the big (2.01/92Kg) Schenk threw 49.28 in the discus, and took back the lead by 106. The German lost ground in the vault, as Tim Bright set a decathlon world best with 5.70, jumping seven places to fifth. Thompson and Voss closed in slightly on Schenk in the javelin, but he still led with 7736, from Voss 7674, Thompson 7658 and Bright 7605, while Canada's Dave Steen was eighth with 7538. The Canadian ran a fine 4:23.20 to overtake Thompson for bronze, while Schenk outran Voss to make certain of gold.

Barcelona, 6 Aug 1992

1,	Robert Změlík CZE	TCH	8611
2,	Antonio Peñalver	ESP	8412
3,	Dave Johnson	USA	8309
4,	Dezső Szabó	HUN	8199
5,	Rob Muzzio	USA	8195
6,	Paul Meier	GER	8192
7,	William Motti	FRA	8164
8,	Ramil Ganiyev UZB	EUN	8160

(Competitors: 36; Countries: 24)

Marks	100m	LJ	SP	HJ	400m	110H	DT	PV	JT	1500m
Změlík	10.78	7.87	14.53	2.06	48.65	13.95	45.00	5.10	59.06	4:27.21
Peñalver	11.09	7.54	16.50	2.06	49.66	14.58	49.68	4.90	58.64	4:38.02
Johnson	11.16	7.33	15.28	2.00	49.76	14.76	49.12	5.10	62.86	4:36.63
Szabó	11.09	7.42	13.73	1.97	48.24	14.86	39.22	5.30	59.14	4:19.96
Muzzio	11.36	6.94	16.02	2.00	50.00	14.75	50.74	4.90	61.64	4:31.52
Meier	10.75	7.54	15.34	2.15	48.33	15.22	42.14	4.60	55.44	4:38.21
Motti	11.42	7.13	15.44	2.12	50.44	15.02	50.58	4.70	67.50	4:48.89
Ganiyev	10.97	7.49	14.35	2.12	49.30	14.78	45.08	4.90	54.70	4:42.20

Favourite for the event was World Champion Dan O'Brien, but the American missed his opening height in the vault in the US Trials. He had the consolation of setting a world record at the end of the season. Meanwhile, Dave Johnson, a second-day expert, plus Mike Smith of

Canada, and Seoul fifth-placer Plaziat were the medal favourites. However, Smith and Plaziat were both out of the event by halfway, when Meier was leading with 4510 from Změlík 4435 and Peñalver 4357, with Johnson ninth on 4154. Změlík moved into the lead after running 13.95 in the hurdles, and thereafter was never headed, winning by 199 from Peñalver. Johnson had his usual fine second day, featuring a 5.10 vault (which Změlík matched), to take bronze.

Atlanta, 1 Aug 1996

1,	Dan O'Brien	USA	8824
2,	Frank Busemann	GER	8706
3,	Tomás Dvořák	CZE	8664
4,	Steve Fritz	USA	8644
5,	Eduard Hämäläinen	BLR	8613
6,	Erkki Nool	EST	8543
7,	Robert Změlík	CZE	8422
8,	Ramil Ganiyev	UZB	8318

(Competitors: 40; Countries: 24)

Marks	100m	LJ	SP	HJ	400	110H	DT	PV	JT	1500m
O'Brien	10.50	7.57	15.66	2.07	46.82	13.87	48.78	5.00	66.90	4:45.89
Busemann	10.60	8.07	13.60	2.04	48.34	13.47	45.04	4.80	66.86	4:31.41
Dvořák	10.64	7.60	15.82	1.98	48.29	13.79	46.28	4.70	70.16	4:31.25
Fritz	10.90	7.77	15.31	2.04	50.13	13.97	49.84	5.10	65.70	4:38.26
Hämäläinen	10.85	7.48	16.32	1.98	46.91	13.95	49.62	5.00	57.66	4:34.68
Nool	10.65	7.88	14.01	2.01	47.26	15.03	42.98	5.40	65.48	4:43.36
Změlík	10.83	7.64	13.53	1.95	49.55	14.17	43.44	5.40	67.20	4:38.45
Ganiyev	10.84	7.61	14.71	2.13	49.14	14.88	44.86	5.20	53.70	4:42.74

Like discus thrower Lars Riedel, O'Brien had won three world titles between 1991 and 1995, but had not achieved his goal of Olympic gold. Passing successfully through the US Trials with a world leading 8726, O'Brien was the clear favourite. After lagging behind 21 year-old German Frank Busemann for two events (thanks to a superb 8.07 long jump by Busemann), O'Brien took the lead in the third event over subsequent World Champion Dvořák, and never relinquished first place. At the end of the first day he led from Busemann by 124 with 4592. There were five others with more than 4400.

Busemann pulled to within 71 points of the leader in the hurdles with a wonderful 13.47, compared with O'Brien's still excellent 13.87. Thereafter, O'Brien went away, and despite a slow 4:45.89 in the 1500m won by more than 100 points from Busemann, with Dvorak setting a Czech record in third place. In this high level event every score from fourth to 15th was the best ever for that position.

Sydney, 27/28 Sep 2000

1,	Erki Nool	EST	8641
2,	Roman Šebrle	CZE	8606
3,	Chris Huffins	USA	8595
4,	Dean Macey	GBR	8567
5,	Tom Pappas	USA	8425
6,	Tomás Dvořák	CZE	8385
7,	Frank Busemann	GER	8351
8,	Attila Zsivóczy	HUN	8277

(Entries 38; Countries: 24)

Dvořák – the world record holder – was nursing a stomach injury, and was nowhere near his best. As expected Chris Huffins, an excellent sprinter-jumper, led on the first day with 4554, but was only slightly ahead of Macey (4546) and Nool (4505), both of whom ran under 47 in the 400m with each moving up two positions.

Šebrle produced a superb 110 hurdles of 13.87 into a 1.4 m/s wind to start the second day, with Huffins clocking 13.91. Huffins stayed in the lead until the final event, but the turning point was the discus where Nool was initially ruled to have fouled all three throws, but on an appeal had his 3rd round (measured) throw reinstated.

By the end of the 9th event Huffins lead had shrunk to just 14 points, and Nool had enough strength to stay within 5 metres of Šebrle, and won by 35 points from the Czech, with Huffins another 11 points behind.

Marks	100m	LJ	SP	HJ	400	110H	DT	PV	JT	1500m
Nool	10.68	7.76	15.11	2.00	46.71	14.48	43.66	5.00	65.82	4:29.48
Šebrle	10.92	7.62	15.22	2.12	48.20	13.87	44.39	4.80	64.04	4:28.79
Huffins	10.48	7.71	15.27	2.09	48.31	13.91	49.55	4.70	56.62	4:38.71
Macey	10.81	7.77	14.62	2.09	46.41	14.53	43.37	4.80	60.38	4:23.45
Pappas	10.82	7.41	14.87	2.21	48.64	14.15	41.42	4.90	62.26	4:45.10
Dvořák	10.91	7.50	15.91	1.97	49.11	14.34	47.15	4.40	69.94	4:32.23
Busemann	10.91	7.64	14.52	2.09	48.97	14.16	33.71	5.00	64.91	4:25.32
Zsivóczy	11.10	7.00	14.96	2.06	48.61	15.27	47.43	4.80	65.87	4:23.37

Athens, 23/24 Aug 2004

1,	Roman Šebrle	CZE	8893OR
2,	Bryan Clay	USA	8820
3,	Dmitriy Karpov	KAZ	8725
4,	Dean Macey	GBR	8414
5,	Chiel Warners	NED	8343
6,	Attila Zsivóczy	HUN	8287
7,	Laurent Hernu	FRA	8237
8,	Erki Nool	EST	8225

(Competitors: 39; Countries: 26)

Marks	100m	LJ	SP	HJ	400m	110H	DT	PV	JT	1500m
Šebrle	10.85	7.84	16.36	2.12	48.36	14.05	48.72	5.00	70.52	4:40.01
Clay	10.44w	7.96	15.23	2.06	49.19	14.13	50.11	4.90	69.71	4:41.65
Karpov	10.50w	7.81	15.93	2.09	46.81	13.97	51.65	4.60	55.54	4:38.11
Macey	10.89w	7.47	15.73	2.15	48.97	14.56	48.34	4.40	58.46	4:25.42
Warners	10.62w	7.74	14.48	1.97	47.97	14.01	43.73	4.90	55.39	4:38.05
Zsivóczy	10.91w	7.14	15.31	2.12	49.40	14.95	45.62	4.70	63.45	4:29.54
Hernu	10.97w	7.19	14.65	2.03	48.73	14.25w	44.72	4.80	57.76	4:24.35
Nool	10.80w	7.53	14.26	1.88	48.81	14.80	42.05	5.40	61.33	4:36.33

World record holder Šebrle was the favourite to win his first global title. The competition began with Clay, the compact (1.80/83Kg) American, dominating proceedings with 10.44 in the 100m, followed by a 7.96 long jump. His 2039 saw him 52 points ahead of Karpov after two events. The big (1.98/89Kg) Kazak then produced three personal bests to end the first day ahead with 4689, 12 points ahead of Daley Thompson's 1984 score. Šebrle had himself achieved a lifetime best in the shot with 16.36, and was now in second place with 4594, 40 points in front of Clay.

Karpov continued his good form to extend the lead to 166 points after the discus. Šebrle's second day strength then began to tell, with 5.00 and 70.52 respectively in the vault and javelin. He was emulated by Clay with 5.00 and a personal best 69.71. With one event left the scores were 8213 Šebrle, 8150 Clay and 8033 Karpov. Too far behind the top trio Warners (7650) and often-injured Macey (7639) were battling out fourth place. Šebrle outlasted Clay in the 1500m to set a new Olympic record of 8893 – his sixth 8800+ score – with Clay producing a lifetime best of 8820 to move from 19th to sixth on the all-time list. It was the highest-ever non-winning score. Karpov beat his pre-2004 best by some 350 points to establish a new Asian record. Macey repeated his 2000 position. This was the one of best quality decathlons ever for depth with 16 men over 8000.

Beijing, 21/22 Aug 2008

1,	Bryan Clay	USA	8791
2,	Andrey Kravchenko	BLR	8551
3,	Leonel Suárez	CUB	8527
4,	Aleksandr Pogorelov	RUS	8328
5,	Romain Barras	FRA	8253
6,	Roman Šebrle	CZE	8241
7,	Oleksiy Kasyanov	UKR	8238
8,	Andre Niklaus	GER	8220

(Competitors: 40; Countries: 28)

Marks	100m	LJ	SP	HJ	400	110H	DT	PV	JT	1500m
Clay	10.44	7.78	16.27	1.99	48.92	13.93	53.79	5.00	70.97	5:06.59
Kravchenko	10.96	7.61	14.39	2.11	47.30	14.21	44.58	5.00	60.23	4:27.47
Suárez	10.90	7.33	14.49	2.05	47.91	14.15	44.45	4.70	73.98	4:29.17
Pogorelov	11.07	7.37	16.53	2.08	50.91	14.47	50.04	5.00	64.01	5:01.56
Barras	11.26	7.08	15.42	1.96	49.51	14.21	45.17	5.00	65.40	4:29.29
Šebrle	11.21	7.68	14.78	2.11	49.54	14.71	45.50	4.80	63.93	4:49.63
Kasyanov	10.53	7.56	15.15	1.96	47.70	14.37	48.39	4.30	51.59	4:28.94
Niklaus	11.12	7.29	13.23	2.05	49.65	14.37	45.39	5.20	60.21	4:32.90

Clay was the favourite, having won the US Trials with 8832; the next best pre-Beijing was the talented Kravchenko with 8585. From the start Clay lived up to expectations. In torrential rain he ran 10.44 to earn 989 points, and after winning the long jump with 7.78, set a lifetime best of 16.27 in the shot. By this time he was leading by 145 points from Kasyanov's 2717. A slightly below-par 1.99 high jump by Clay saw Kravchenko pick up 112 points on the leader, and the Belarussian then ran 47.30 to finish day one on 4433, as Clay ran 48.92 to lead with 4521.

Any doubt over the destination of the gold medal was removed by Clay with his 13.93 hurdles, followed by his superb 53.79 discus. By now the American (on 6455) was leading by nearly 300 points from Kasyanov (6172) and Kravchenko (6139). Clay cleared 5.00 in the vault and threw an excellent 70.97 in the javelin, though here he was outshone by the 73.98 of 20 year-old Suárez. Clay ambled round the 1500m in 5:06.59. Had he matched his personal best he would have accumulated a score of 8956, but Clay was interested in the win, and he did so with 240 points to spare over Kravchenko. The Belarussian had started the 1500m with 13 points advantage over the precocious Suárez, and finished 24 ahead of the Cuban's national record 8527.

MEN'S DECATHLON

The Best on Points

21	Daley Thompson GBR	1980-1, 1984-1, 1988-4
19	Nikolay Avilov URS (UKR)	1968-4, 1972-1, 1976-3
18	Roman Šebrle CZE	2000-2, 2004-1, 2008-6

Most Placings in Top Eight

3	Vasiliy Kuznetsov URS (RUS)	1956-3, 1960-3, 1964-7
	Yang Chuan-Kwang TPE	1956-8, 1960-2, 1964-5
	Avilov	
	Thompson	
	Erki Nool EST	1996-6, 2000-1, 2004-8
	Šebrle	

Most Appearances

4	Georg Werthner AUT	1976-16, 1980-4, 1984-9, 1988-21
	Thompson	1976-18, 1980-1, 1984-1, 1988-4
	Nool	1992-dnf, 1996-6, 2000-1, 2004-8

Placing Table (Extra gold in 1912 after Jim Thorpe's re-instatement)

	G	S	B	4	5	6	7	8	M	Points
USA	12	6	6	6	4	2	5	2	24	238
GER	2	5	4	2	5	4	1	6	11	125
URS/EUN	1	3	4	4	-	-	2	2	8	79
SWE	1	1	2	2	2	2	5	3	4	64
FIN	1	2	-	1	-	3	2	-	3	40
GBR	2	-	-	3	-	-	-	-	2	31
CZE	1	1	1	-	-	2	1	-	3	29
FRA	-	1	-	-	3	1	2	-	1	26
EST	1	-	1	-	-	1	-	1	2	18
POL	-	-	1	-	1	1	-	1	1	14
NED	-	-	-	-	3	-	-	1	0	13
TPE	-	1	-	-	1	-	-	1	1	12
BLR	-	1	-	-	1	-	-	-	1	11
AUT	-	-	-	1	1	-	1	-	0	11
HUN	-	-	-	1	-	1	-	1	0	9
NOR	1	-	-	-	-	-	-	-	1	8
TCH (CZE)	1	-	-	-	-	-	-	-	1	8
ESP	-	1	-	-	-	-	-	-	1	7
CAN	-	-	1	-	-	-	-	1	1	7
CUB	-	-	1	-	-	-	-	-	1	6
KAZ	-	-	1	-	-	-	-	-	1	6
SUI	-	-	-	-	-	2	-	-	0	6
ARG	-	-	-	1	-	-	-	-	0	5
RUS	-	-	-	1	-	-	-	-	0	5
RSA	-	-	-	-	1	-	-	-	0	4
AUS	-	-	-	-	-	1	-	-	0	3
BEL	-	-	-	-	-	1	-	-	0	3

Men's Decathlon, continued

	<u>G</u>	<u>S</u>	<u>B</u>	<u>4</u>	<u>5</u>	<u>6</u>	<u>7</u>	<u>8</u>	<u>M</u>	<u>Points</u>
ITA	-	-	-	-	-	1	-	-	0	3
DEN	-	-	-	-	-	-	1	1	0	3
BUL	-	-	-	-	-	-	1	-	0	2
UKR	-	-	-	-	-	-	1	-	0	2
IRL	-	-	-	-	-	-	-	1	0	1
UZB	-	-	-	-	-	-	-	1	0	1
Totals	23	22	22	22	22	22	22	22	67	800

Breakdown of GER placings:

GER	1	1	2	1	3	3	1	5	4	60
FRG	-	3	2	1	-	-	-	-	5	38
GDR	1	1	-	-	2	1	-	1	2	27
Totals	2	5	4	2	5	4	1	6	11	125

Breakdown of URS/EUN placings:

UKR	1	1	1	2	-	-	1	1	3	34
RUS	-	1	3	1	-	-	1	-	4	32
EST	-	1	-	1	-	-	-	-	1	12
UZB	-	-	-	-	-	-	-	1	0	1
Totals	1	3	4	4	-	-	2	2	8	79

<u>Splits</u>	<u>5Km</u>	<u>10Km</u>	<u>15Km</u>
Golubnichiy	22:28	45:14	68:42
Freeman	22:19	45:37	69:47
Vickers	22:40	47:18	1:10:01
Lindner			1:10:35

Golubnichiy had been the world's second-fastest over 20Km in 1955, while still a teenager, but missed the 1956 Games due to a debilitating liver infection. He was a surprise selection in 1960 after placing fifth in the Soviet championships, but he had prepared for warm weather conditions. Noel Freeman was first out of the stadium, but by 5Km Ken Matthews (GBR) was seven seconds clear of Freeman with Golubnichiy third. The Ukrainian was ahead of Matthews by 20 seconds at halfway, and at the three-quarters point Golubnichiy and Soviet Champion Gennadiy Solodov were 1:05 ahead of Freeman. Matthews was out of the race with leg trouble. Solodov retired shortly after 15Km, and Golubnichiy got home by just nine seconds from the fast-closing Freeman.

20 Kilometres Walk

1896 to 1952: not held, though see m walk in discontinued events

Melbourne, 28 Nov 1956

1,	Leonid Spirin	RUS	URS	1:31:27.4OR
2,	Antanas Mikėnas	LTU	URS	1:32:03.0
3,	Bruno Junk	EST	URS	1:32:12.0
4,	John Ljunggren		SWE	1:32:24.0
5,	Stan Vickers		GBR	1:32:34.2
6,	Donald Keane		AUS	1:33:52.0
7,	George Coleman		GBR	1:34:01.8
8,	Roland Hardy		GBR	1:34:40.4

(Competitors: 21; Countries: 10)

<u>Splits</u>	<u>5Km</u>	<u>10Km</u>	<u>15Km</u>
Spirin	23:14	46:24	68:44
Mikėnas	22:52	45:37	68:07
Junk	23:14	46:25	69:06
Ljunggren	22:46	45:36	68:34
Vickers	22:45	45:41	68:52
Keane	22:53	46:14	69:36

The 20Km walk had replaced the 10Km event. Ljunggren, the 50Km star, took the lead early with Vickers and Mikėnas his closest followers. Mikėnas attacked shortly after halfway, and the order with 5Km to go was Mikėnas, Ljunggren, Spirin, Vickers and Doležal. The Czech had to retire shortly after, and Mikėnas slowed after a disqualification warning, with the result that Spirin overtook Mikėnas with 3Km to go, receiving words of encouragement from his teammate as he went past. The USSR's other Baltic athlete, Junk, moved from sixth at the three-quarter point to third, finishing 12 seconds ahead of Ljunggren. This gave the USSR its first clean sweep in a men's event.

Rome, 2 Sep, 1960

1,	Vladimir Golubnichiy	UKR	URS	1:34:07.2
2,	Noel Freeman		AUS	1:34:16.4
3,	Stan Vickers		GBR	1:34:56.4
4,	Dieter Lindner		GER/GDR	1:35:33.8
5,	Norman Read		NZL	1:36:59.0
6,	Lennart Back		SWE	1:37:17.0
7,	John Ljunggren		SWE	1:37:59.0
8,	Ladislav Moc	CZE	TCH	1:38:32.4

(Competitors: 36; Countries: 18)

Tokyo, 15 Oct 1964

1,	Ken Matthews		GBR	1:29:34.0OR
2,	Dieter Lindner		GER/GDR	1:31:13.2
3,	Vladimir Golubnichiy	UKR	URS	1:31:59.4
4,	Noel Freeman		AUS	1:32:06.8
5,	Gennadiy Solodov	RUS	URS	1:32:33.0
6,	Ronald Zinn		USA	1:32:43.0
7,	Boris Khrolovich	BLR	URS	1:32:45.4
8,	John Edgington		GBR	1:32:46.0

(Competitors: 30; Countries: 15)

<u>Splits</u>	<u>5Km</u>	<u>10Km</u>	<u>15Km</u>
Matthews	22:19	44:23	66:52
Lindner	22:22	44:47	67:45
Golubnichiy	22:23	44:51	68:12
Freeman	22:40	45:29	68:48
Solodov	23:00	46:27	69:48
Zinn	22:20	45:28	68:48
Khrolovich	22:46	45:54	69:18
Edgington	23:15	46:41	69:56

The event went true to form, with the favourite Matthews winning and Golubnichiy, the reigning champion, taking a medal. The one surprise was the failure of the fastest man in 1964, Hans-Georg Reimann. The German was never in touch, and finished 12th, but his place was taken effectively by Dieter Lindner, who would go on to win the European title two years later. While the USA's Zinn attempted to stay with Matthews, and fell back shortly after 5Km, Lindner became the Briton's closest follower, and was less than 100m back at halfway with Golubnichiy 10m behind. His margin over the Ukrainian extended to 150m by the finish, but Matthews had steadily increased his lead, and won by more than 300m. Golubnichiy barely held on to third as Freeman closed on him as he had done four years earlier.

Mexico City, 14 Oct 1968

1,	Vladimir Golubnichiy	UKR	URS	1:33:58.4
2,	José Pedraza		MEX	1:34:00.0
3,	Nikolay Smaga	UKR	URS	1:34:03.4
4,	Rudy Haluza		USA	1:35:00.2
5,	Gerhard Sperling		GDR	1:35:27.2
6,	Otto Barch	UKR	URS	1:36:16.8
7,	Hans-Georg Reimann		GDR	1:36:31.4
8,	Stefan Ingvarsson		SWE	1:36:43.4

(Competitors: 33; Countries: 20)

<u>Splits</u>	<u>5Km</u>	<u>10Km</u>	<u>15Km</u>
Golubnichiy	23:12	46:55	1:10:19
Pedraza	23:16	47:13	1:10:54
Smaga	23:12	46:55	1:10:19
Haluza	23:11	47:07	1:10:42

	5Km	10Km	15Km
Sperling	23:15	47:14	1:11:12
Bartsch	23:41	47:21	1:11:12
Reimann	23:13	47:20	1:11:54
Ingvarsson	23:22	47:54	1:12:22

The Soviets and Germans were the fastest before the Olympics, though *Track and Field News* noted “there’s a talented Mexican walker named José Pedraza who’s itching to give his country its first Olympic track medal ever.” Haluza was the surprise leader at 5Km in 23:11, but by halfway Smaga and Golubnichiy were 12 seconds ahead of the American with Pedraza and the deaf mute Sperling.

The position was little changed at 15Km, except that Sperling begun to fade away, but the Mexican crowd roared when Golubnichiy and Smaga entered the stadium to be followed by Pedraza just 30m behind. The Mexican caught Smaga on the last turn and closed to within 4m of Golubnichiy, crossing the line behind the calm Ukrainian with a gritted teeth look of frustration at being so close. Never before had anyone finished within nine seconds of the winner, but here the bronze medallist was a mere five seconds back.

Munich, 31 Aug 1972

1,	Peter Frenkel	GDR	1:26:42.4OR
2,	Vladimir Golubnichiy UKR	URS	1:26:55.2
3,	Hans-Georg Reimann	GDR	1:27:16.6
4,	Gerhard Sperling	GDR	1:27:55.0
5,	Nikolay Smaga UKR	URS	1:28:16.6
6,	Paul Nihill	GBR	1:28:44.4
7,	Jan Ornoch	POL	1:32:01.6
8,	Vittorio Visini	ITA	1:32:30.0

(Competitors: 24; Countries: 12)

Splits	5Km	10Km	15Km
Frenkel	22:16	43:57	65:22
Golubnichiy	22:18	44:05	65:22
Reimann	22:16	43:57	65:22
Sperling	22:19	44:00	65:28
Smaga	22:18	44:06	66:00
Nihill	22:17	44:00	66:03
Ornoch	23:11	45:50	68:49
Visini	22:36	45:12	68:36

Golubnichiy and Smaga, together with Frenkel – a producer of fast times but so far no medals – were favourites. Frenkel and Hans-Georg Reimann cut out the pace, with Sperling, Bernd Kannenberg (FRG) and Nihill close behind through 10Km. Shortly afterwards, Kannenberg stumbled and fell, and withdrew to keep safe his chances for the 50Km event. Frenke then applied pressure, drawing himself, Reimann and Golubnichiy away from the field. Golubnichiy made his big effort and dropped Reimann, but Frenkel was too strong, and the GDR athlete got clear of the Ukrainian with 2Km remaining. Yevgeniy Ivchenko, who would resurface in the 50Km event in 1980, was the only walker to be disqualified.

Montreal, 23 Jul 1976

1,	Daniel Bautista	MEX	1:24:40.6OR
2,	Hans-Georg Reimann	GDR	1:25:13.8
3,	Peter Frenkel	GDR	1:25:29.4
4,	Karl-Heinz Stadtmüller	GDR	1:26:50.6
5,	Raúl González	MEX	1:28:18.2
6,	Armando Zambaldo	ITA	1:28:25.2
7,	Vladimir Golubnichiy UKR	URS	1:29:24.6
8,	Vittorio Visini	ITA	1:29:31.6

(Competitors: 38; Countries: 21)

Splits	5Km	10Km	15Km
Bautista	21:13	42:25	63:45
Reimann	22:23	42:25	63:46
Frenkel	21:12	42:24	63:45
Stadtmüller	21:23	42:26	63:56
González	21:14	42:55	65:59

Splits	5Km	10Km	15Km
Zambaldo	21:47	43:45	66:04
Golubnichiy	21:30	43:32	66:05
Visini	22:03	44:26	67:16

Reigning champion Peter Frenkel led his teammates, the three Mexicans and Golubnichiy at 5Km, but first the old master, Golubnichiy, then Raúl González (MEX) began to fall back. The group of five had diminished to three by 15Km, with Frenkel still leading – from Reimann and the favourite Bautista. With 3Km to go the Mexican accelerated, and was over half a minute up by the finish. His last 5Km of 20:56 had been his quickest of the race.

Moscow, 24 Jul 1980

1,	Maurizio Damilano	ITA	1:23:35.5OR
2,	Pyotr Pochenchuk BLR	URS	1:24:45.4
3,	Roland Wieser	GDR	1:25:58.2
4,	Yevgeniy Yevsyukov RUS	URS	1:26:28.3
5,	José Marín	ESP	1:26:45.6
6,	Raúl González	MEX	1:27:48.6
7,	Bohdan Bułakowski	POL	1:28:36.3
8,	Karl-Heinz Stadtmüller	GDR	1:29:21.7

(Competitors: 34; Countries: 20)

Splits	5Km	10Km	15Km
Damilano	20:36	41:25	62:15
Pochenchuk	20:36	41:25	62:18
Wieser	20:57	42:17	64:25
Yevsyukov	20:35	41:36	63:23
Marín	20:36	41:54	64:18
González	20:36	42:23	64:45
Bułakowski	21:18	43:18	65:42
Stadtmüller	21:06	43:11	66:01

Thirty-four men started, and 25 finished, with seven of the non-finishers disqualified. Returning champion Bautista and teammate Domingo Colin set the pace passing 5Km in 20:35, and halfway in 41:25, with Anatoliy Solomin (URS), Pochenchuk and Damilano in the leading group. Solomin and Bautista had opened a 10-second gap by 15Km (1:02:05), with Colin the first of the principals to be disqualified for lifting. Then Solomin and Bautista were lifted from the race, leaving Damilano away and clear. He won by 50 seconds, with Wieser third, more than a minute behind Pochenchuk. One of the first to congratulate Damilano was his twin brother Giorgio, who finished 11th.

Los Angeles, 3 Aug 1984

1,	Ernesto Canto	MEX	1:23:13OR
2,	Raúl González	MEX	1:23:20
3,	Maurizio Damilano	ITA	1:23:26
4,	Guillaume Leblanc	CAN	1:24:29
5,	Carlo Mattioli	ITA	1:25:07
6,	José Marín	ESP	1:25:32
7,	Marco Evoniuk	USA	1:25:42
8,	Erling Andersen	NOR	1:25:54

(Competitors: 38; Countries: 22)

Splits	5Km	10Km	15Km
Canto	20:58	41:33	62:22
González	20:59	41:35	62:31
Damilano	20:58	41:33	62:14
Leblanc	20:48	41:35	62:23
Mattioli	20:58	41:36	63:00
Marín	20:59	42:05	63:44
Evoniuk	20:58	41:52	63:28
Andersen	20:59	41:48	63:19

Ernesto Canto was more than a minute quicker than the other entrants, and being used to hot conditions was a big pre-race favourite. Guillaume LeBlanc led by 10 seconds at 5Km, but had been caught by Canto, González, Mattioli and Damilano by halfway. Damilano broke

away just before 15Km, opening up a 30m gap, which Canto and González closed down as LeBlanc fell back. Canto edged away in the last 2Km, with González holding off the defending champion for second, as just 13 seconds covered the top three, the closest finish since 1968.

Seoul, 23 Sep 1988

1,	Jozef Pribilinec	SVK	TCH	1:19:57OR
2,	Ronald Weigel		GDR	1:20:00
3,	Maurizio Damilano		ITA	1:20:14
4,	José Marín		ESP	1:20:34
5,	Roman Mrázek	SVK	TCH	1:20:43
6,	Mikhail Shchennikov		URS	1:20:47
7,	Carlos Mercenario		MEX	1:20:53
8,	Axel Noack		GDR	1:21:14

(Competitors: 53; Countries: 28)

Splits	5Km	10Km	15Km
Pribilinec	20:08	40:37	60:39
Weigel	20:08	40:48	60:39
Damilano	20:08	40:37	60:47
Marín	20:08	40:37	60:50
Mrázek	20:08	40:37	60:50
Shchennikov	20:49	40:51	60:47
Mercenario	21:23	40:37	60:54
Noack	20:51	40:43	60:54

A group of 18 men were together at 5Km, and at halfway there were 17 walkers within 15 seconds, with a leading group of seven men on 40:37. Reigning champion Canto and Pribilinec set the pace over the next 5Km, with Weigel joining them just before 15Km, reached in 1:00:39. Damilano and Shchennikov were 30m behind, 10m ahead of Marín and Mrázek. Canto was then disqualified and Pribilinec applied pressure, with Weigel staying with him, and Damilano and Marín beginning to drop back. Pribilinec still had Weigel dogging his steps as they came into the stadium, but held him off to win by 10m, after a last 5Km of 19:18 (1:17:12 pace).

Barcelona, 31 Jul 1992

1,	Daniel Plaza	ESP	1:21:45
2,	Guillaume Leblanc	CAN	1:22:25
3,	Giovanni De Benedictis	ITA	1:23:11
4,	Maurizio Damilano	ITA	1:23:39
5,	Chen Shaoguo	CHN	1:24:06
6,	Jimmy McDonald	IRL	1:25:16
7,	Daniel García	MEX	1:25:35
8,	Sándor Urbanik	HUN	1:26:08

(Competitors: 42; Countries: 23)

Splits	5Km	10Km	15Km
Plaza	19:50	40:06	60:31
Leblanc	19:50	40:07	60:31
De Benedictis	19:50	40:12	61:00
Damilano	19:50	40:06	60:42
Chen	19:52	40:34	61:11
McDonald	20:53	42:02	63:13
García	19:54	41:04	62:44
Urbanik	19:50	40:47	62:37

Four seconds covered the first 16 at 5Km, but the leading pack had halved at 10Km. By the three-quarters mark, two contenders – Li Mingcai (CHN), and Robert Korzeniowski (POL) – had dropped out, while France's Thierry Toutain was disqualified. Three men were still at the front – Plaza, LeBlanc and Valentí Massana (ESP), with veteran Damilano losing ground 11 seconds back. Plaza broke away from the other two, and Massana was disqualified on the way up the hill to Montjuic stadium – a climb of 1460m. Plaza, a local who had trained on the course with virtually nothing else in mind for six months, was well ahead of Leblanc by the time the stadium was reached. De Benedictis passed Damilano on the hill climb to take the bronze medal.

Atlanta, 26 Jul 1996

1,	Jefferson Pérez	ECU	1:20:07
2,	Ilya Markov	RUS	1:20:16
3,	Bernardo Segura	MEX	1:20:23
4,	Nick A'Hern	AUS	1:20:31
5,	Rishat Shafikov	RUS	1:20:41
6,	Aigars Fadejevs	LAT	1:20:47
7,	Mikhail Shchennikov	RUS	1:21:09
8,	Robert Korzeniowski	POL	1:21:13

(Competitors: 60; Countries: 33)

Splits	4Km	8Km	12Km	16Km
Pérez	16:49	32:59	48:57	64:45
Markov	16:47	32:57	48:56	64:45
Segura	16:47	32:59	48:57	64:45
A'Hern	16:50	33:00	48:57	64:45
Shafikov	16:47	32:56	48:41	64:45
Fadejevs	16:51	32:59	48:57	64:45
Shchennikov	16:49	32:57	48:56	64:52
Korzeniowski	16:48	33:00	49:02	65:10

The elements were kind to the walkers with the temperature at 28°C rather than the expected mid-30s. The race was led at the first (4K) checkpoint by Valentí Massana (ESP) in 16:46, but he soon fell back, and Shafikov led a group of 18 at 8Km. The pack shrunk as the race went on, with just seven together at 16Km. Shafikov and Markov led with 2Km to go, but Miguel Rodríguez (MEX) and Pérez chased after the Russians, though Rodríguez was disqualified with 1500m to go. Pérez caught Markov with a kilometre to go, with Shafikov fading. He quickly broke away from Markov, to win by 30m, with Segura another 25m behind. The mass finish, with six men covered by 40 seconds, was the closest in Olympic history.

Sydney, 22 Sep 2000

Halves				
1,	Robert Korzeniowski	POL	1:18:59OR	39:55/39:04
2,	Noe Hernández	MEX	1:19:03	39:55/39:08
3,	Vladimir Andreyev	RUS	1:19:27	39:55/39:32
4,	Jefferson Pérez	ECU	1:20:18	39:56/40:22
5,	Andreas Erm	GER	1:20:25	39:55/40:30
6,	Roman Rasskazov	RUS	1:20:57	39:55/41:02
7,	Francisco Javier Fernández	ESP	1:21:01	39:55/41:56
8,	Nathan Deakes	AUS	1:21:03	39:56/41:57

(Competitors: 48; Countries: 30)

Splits	2Km	4Km	6Km	8Km	10Km	12Km	14Km	16Km	18Km
Korzeniowski	8:00	15:57	23:57	31:55	39:55	47:53	55:44	63:28	71:07
Hernández	8:13	15:57	23:58	31:56	39:55	47:54	55:45	63:30	71:09
Andreyev	8:01	15:58	23:58	31:55	39:55	47:54	55:44	63:28	71:12
Pérez	8:16	15:59	23:59	31:57	39:56	47:54	55:46	63:40	71:44
Erm	8:03	15:55	23:58	31:55	39:55	47:53	55:45	63:46	71:56
Rasskazov	8:03	15:56	23:58	31:56	39:55	47:54	55:45	63:46	72:10
Fernández	8:15	15:57	23:58	31:57	39:55	47:54	55:45	64:02	72:31
Deakes	8:16	15:58	23:58	31:56	39:56	47:55	55:55	64:14	72:41

Only two walkers were disqualified, compared with seven in 1996, but unfortunately one of them was the first man across the line, Bernardo Segura, the track world record holder and bronze medallist four years earlier. Segura had been given two warnings and was spotted "lifting" for the third time just before the athletes returned to the stadium. Regretably he was allowed to enter the stadium where he overtook Korzeniowski with the finish in sight before "winning" in 1:18:57. Because of communication difficulties, it was 15 minutes later – while Segura was taking a congratulatory telephone call from his country's President – that he was informed of his disqualification by the Chief Judge. The Mexican authorities took Segura's disqualification hard, appealing unsuccessfully to the Court of Arbitration for Sport, after the Jury of Appeal had rejected their claim.

The episode led to rule changes, introduced from 2001, which gave the Chief Walking Judge to the power to disqualify rule-breaking walkers in the last part of the race regardless of previous warnings. Beside Segura, only one of the 47 starters was disqualified.

Athens, 20 Aug 2004

				Halves
1,	Ivano Brugnetti	ITA	1:19:40	40:18/39:22
2,	Francis Javier Fernández	ESP	1:19:45	40:18/39:27
3,	Nathan Deakes	AUS	1:20:02	40:18/39:44
4,	Jefferson Pérez	ECU	1:20:38	40:20/40:18
5,	Juan Manuel Molina	ESP	1:20:55	40:25/40:30
6,	Zhu Hongjun	CHN	1:21:40	40:21/41:19
7,	Vladimir Andreyev	RUS	1:21:53	40:25/41:28
8,	Andreas Höhne	GER	1:21:56	40:34/41:22

(Competitors: 48; Countries: 29)

Splits	2Km	4Km	6Km	8Km	10Km	12Km	14Km	16Km	18Km
Brugnetti	8:11	16:23	24:26	32:23	40:18	48:12	56:05	63:58	71:47
Fernández	8:11	16:23	24:26	32:22	40:18	48:12	56:06	63:58	71:47
Deakes	8:12	16:24	24:26	32:23	40:18	48:12	56:06	63:59	71:50
Pérez	8:12	16:24	24:26	32:23	40:20	48:19	56:08	64:03	72:08
Molina	8:15	16:26	24:28	32:25	40:25	48:29	56:31	64:34	72:36
Zhu	8:12	16:24	24:29	32:24	40:21	48:23	56:24	64:36	72:56
Andreyev	8:12	16:25	24:28	32:25	40:25	48:29	56:35	64:52	73:21
Höhne	8:13	16:24	24:28	32:27	40:34	48:46	57:03	65:19	73:39

Pérez, the 1996 champion and world record holder (1:17:21) was slight favourite, ahead of Fernández and Deakes. These three, together with Zhu, and Brugnetti were the leaders at halfway. By the 16Km mark the leading pack was down to three, with Brugnetti and Fernández beginning to move away from Deakes. With 2Km to go they were three seconds ahead of the Australian. Brugnetti had won the 50Km World title in 1999, but moved down to 20Km because of the exhausting nature of the longer event and the perpetual presence of Robert Korzeniowski. He pulled clear of the Spaniard and eventually won by 20m. Of the top eight, only Brugnetti set a personal best.

Beijing, 16 Aug 2008

				Halves
1,	Valeriy Borchin	RUS	1:19:01	40:43/38:18
2,	Jefferson Pérez	ECU	1:19:15	40:42/38:33
3,	Jared Tallent	AUS	1:19:42	40:43/38:59
4,	Wang Hao	CHN	1:19:47	40:43/39:04
5,	Ivano Brugnetti	ITA	1:19:51	40:42/39:09
6,	Luke Adams	AUS	1:19:57	40:42/39:15
7,	Francisco Javier Fernández	ESP	1:20:32	40:42/39:50
8,	Robert Heffernan	IRL	1:20:36	40:42/39:54

(Competitors: 51; Countries: 36)

Although the temperature at the start was high (29°C), the humidity (45%) was low for Beijing in August. The race began slowly, with the first 2Km covered in 8:14 (1:22:20 pace), but this turned out to be the slowest split of the race. At the halfway point, Brugnetti was the leader of a 22-man pack (40:42). At 15Km, the defending champion eased off, having received two warnings for bent knee of leading leg. Shortly after Perez made a break, with Tallent in tow, and Borchin a few metres back. The Russian was ahead at 16Km, and went clear by 18Km despite receiving a warning. The fourth place of Wang was the highest by a Chinese male athlete in Beijing.

Splits	2Km	4Km	6Km	8Km	10Km	12Km	14Km	16Km	18Km
Borchin	8:15	16:24	24:30	32:39	40:43	48:37	56:29	64:05	71:32
Pérez	8:14	16:23	24:29	32:39	40:42	48:37	56:29	64:05	71:35
Tallent	8:15	16:24	24:30	32:40	40:43	48:38	56:29	64:07	71:48
Wang	8:15	16:24	24:30	32:39	40:43	48:38	56:29	64:13	71:59
Brugnetti	8:14	16:23	24:29	32:38	40:42	48:36	56:28	64:08	71:57
Adams	8:14	16:23	24:29	32:39	40:42	48:37	56:29	64:18	72:09
Fernández	8:14	16:23	24:29	32:39	40:42	48:36	56:28	64:12	72:15
Heffernan	8:15	16:24	24:29	32:39	40:42	48:37	56:29	64:21	72:25

MEN'S 20 KILOMETRES WALK

The Best on Points

31	Vladimir Golubnichiy	URS (UKR)	1960-1, 1964-3, 1968-1, 1972-2, 1976-7
25	Maurizio Damilano	ITA	1980-1, 1984-3, 1988-3, 1992-4
	Jefferson Pérez	ECU	1996-1, 2000-4, 2004-4, 2008-2

Most Placings in Top Eight

5	Golubnichiy
4	Damilano
	Pérez

Most Appearances

5	Golubnichiy	1992-dnf, 1996-1, 2000-4, 2004-4, 2008-2
	Pérez	
4	Alex Oakley	CAN 1956-dq, 1960-9, 1964-dnf, 1976-35
	Charles Sowa	LUX 1960-18, 1964-16, 1968-19, 1972-18
	Hans-Georg Reimann	GER/GDR 1964-12, 1968-7, 1972-3, 1976-2
	Damilano	
	Pavol Blažek	TCH/SVK 1980-14, 1988-15, 1992-17, 1996-45
	Héctor Moreno	COL 1984-12, 1988-33, 1992-9, 1996-dnf/
	Sándor Urbanik	HUN 1988-21, 1992-8, 1996-12, 2000-29
	Giovanni De Benedictis	ITA 1988-9, 1992-3, 1996-26, 2000-16
	Hatem Ghoulia	TUN 1996-32, 2000-36, 2004-11, 2008-27

Placing Table

	G	S	B	4	5	6	7	8	M	Points
URS/EUN	3	3	3	1	2	2	2	-	9	86
GER	1	3	3	3	2	-	1	3	7	75
MEX	2	3	1	-	1	1	2	-	6	54
ITA	2	-	3	1	2	1	-	2	5	52
AUS	-	1	2	2	-	2	-	1	3	36
ESP	1	1	-	1	2	1	2	-	2	35
RUS	1	1	1	-	1	1	2	-	3	32
ECU	1	1	-	2	-	-	-	-	2	25
GBR	1	-	1	-	1	1	1	2	2	25
TCH	1	-	-	-	1	-	-	1	1	13
POL	1	-	-	-	-	-	2	1	1	13
CAN	-	1	-	1	-	-	-	-	1	12
CHN	-	-	-	1	1	1	-	-	0	12
SWE	-	-	-	1	-	1	1	1	0	11
USA	-	-	-	1	-	1	1	-	0	10
NZL	-	-	-	-	1	-	-	-	0	4
IRL	-	-	-	-	-	1	-	1	0	4
LAT	-	-	-	-	-	1	-	-	0	3
HUN	-	-	-	-	-	-	-	1	0	1
NOR	-	-	-	-	-	-	-	1	0	1
Totals	14	14	14	14	14	14	14	14	42	504

Breakdown of URS/EUN placings:

UKR	2	1	2	-	1	-	1	-	5	41
RUS	1	-	-	1	1	1	-	-	1	20
BLR	-	1	-	-	-	-	1	-	1	9
LTU	-	1	-	-	-	-	-	-	1	7
EST	-	-	1	-	-	-	-	-	1	6
KGZ	-	-	-	-	-	1	-	-	0	3
Totals	3	3	3	1	2	2	2	-	9	86

Breakdown of GER placings:

GDR	1	2	3	2	1	-	1	2	6	58
GER	-	1	-	1	1	-	-	1	1	17
Totals	1	3	3	3	2	-	1	3	7	75

Breakdown of TCH placings:

SVK	1	-	-	-	1	-	-	-	1	12
CZE	-	-	-	-	-	-	-	1	0	1
Totals	1	-	-	-	1	-	-	1	1	13

50 Kilometres Walk

1896-1928: not held

Los Angeles, 3 Aug 1932

1,	Tommy Green	GBR	4:50:10OR
2,	Jānis Daliņš	LAT	4:57:20
3,	Ugo Frigerio	ITA	4:59:06
4,	Karl Hähnel	GER	5:06:06

5,	Ettore Riolta	ITA	5:07:39
6,	Paul Sievert	GER	5:16:41
7,	Henri Quintric	FRA	5:27:25
8,	Ernest Crosbie	USA	5:28:02

(Competitors: 15; Countries: 10)

Splits	12.5Km	25Km	37.5Km
Green	1:10:28	2:23:11	3:39:55
Daliņš	1:10:28	2:23:11	3:39:55
Frigerio	1:10:28	2:23:11	3:39:55

Green, Daliņš and the veteran Frigerio were together at the three-quarter mark, and then the Briton slipped back before being revived when some cold water was thrown over him. Green and Daliņš built up a 300m lead over the great Italian walker, competing in his fourth Games. Green then got away from Daliņš, as the latter began to suffer from cramp, and the Englishman eventually won by more than seven minutes, the second greatest margin of victory in the history of the event.

Berlin, 5 Aug 1936

1,	Harold Whitlock	GBR	4:30:41.4OR
2,	Arthur Tell Schwab	SUI	4:32:09.2
3,	Adalberts Bubenko	LAT	4:32:42.2
4,	Jaroslav Štork-Žofka	CZE TCH	4:34:00.2
5,	Edgar Bruun	NOR	4:34:53.2
6,	Fritz Bleiweiss	GER	4:36:48.4
7,	Karl Reiniger	SUI	4:40:45.0
8,	Etienne Laisné	FRA	4:41:40.0

(Competitors: 33; Countries: 16)

Splits	20Km	30Km
Whitlock	1:43:36	2:38:10
Schwab	1:43:54	2:38:40
Bubenko	1:43:54	2:38:50
Štork	1:41:31	2:38:46
Bruun	1:43:30	2:38:44
Bleiweiss	1:43:26	2:39:10
Reiniger	1:43:30	

A large group were together at 10Km, reached in an official time of 46:40, though 50 minutes would be a more accurate appraisal. Štork and Janis Daliņš then broke away, with Štork just ahead of Daliņš at 20Km. By 30Km Daliņš (2:37:12) led by a minute from Whitlock, who closed in and caught the Latvian 2Km later. Daliņš soon fell back, and gave up shortly afterwards, while Štork recovered from fifth place to take second by 35Km. The effort was too much, and the Czech fell back, only just holding off Bruun for fourth, while Schwab and Bubenko battled for second place. Whitlock got home comfortably ahead of Schwab and Bubenko, though the Swiss did close to within 35 seconds just before 45Km.

London, 31 Jul 1948

1,	John Ljunggren	SWE	4:41:52
2,	Gaston Godel	SUI	4:48:17
3,	Tebbs Lloyd-Johnson	GBR	4:48:31
4,	Edgar Bruun	NOR	4:53:18
5,	Harry Martineau	GBR	4:53:58
6,	Rune Bjurström	SWE	4:56:43
7,	Pierre Mazille	FRA	5:01:40
8,	Claude Hubert	FRA	5:03:12

(Competitors: 22; Countries: 10)

Splits	10Km	20Km	30Km	40Km
Ljunggren	52:18	1:45:25	2:39:46	3:42:33
Godel	55:56	1:54:06	2:50:20	3:49:51
Johnson	56:08	1:53:12	2:48:41	3:49:10
Bruun	53:45	1:50:53	2:48:55	3:53:06
Martineau	54:03	1:50:41	2:48:41	3:53:03
Bjurström	54:30	1:52:45	2:51:36	3:56:38

Ljunggren dominated the event, leading from the start and building up a lead of 40 seconds at 5Km. By halfway the lead was five minutes, and he won untroubled, by 6:25, ahead of Godel who gained over a minute on third place in the last 10Km. Lloyd-Johnson had finished 17th in 1936 aged 36, and became the oldest ever medal winner (48 years 115 days) in the London Games. Harold Whitlock's younger brother Rex was in second place at halfway, but had to retire at the 35Km mark, while Italy's Valentino Bertolino, who later produced the year's fastest time (4:25:37), also failed to finish.

Helsinki, 21 Jul 1952

1,	Giuseppe Dordoni	ITA	4:28:07.8OR
2,	Josef Doležal	CZE TCH	4:30:17.8
3,	Antal Róka	HUN	4:31:27.2
4,	Rex Whitlock	GBR	4:32:21.0
5,	Sergey Lobastov	RUS URS	4:32:34.2
6,	Vladimir Ukhov	RUS URS	4:32:51.6
7,	Dumitru Paraschivescu	ROU	4:41:05.2
8,	Ion Baboie	ROU	4:41:52.8

(Competitors: 31; Countries: 16)

Splits	10Km	20Km	30Km	40Km
Dordoni	51:37	1:41:27	2:35:04	3:32:42
Doležal	52:06	1:44:00	2:38:43	3:34:30
Róka			2:40:19	3:36:41
Whitlock	52:13	1:44:34	2:39:22	3:35:02
Lobastov	52:37	1:46:06	2:41:31	3:37:24
Ukhov		1:46:06	2:41:31	3:38:19

The reigning champion Ljunggren went to the front from the start, but faded badly, and eventually placed ninth. At halfway Dordoni, the European Champion, was more than three minutes ahead of his most dangerous rival, Doležal, who would win two medals in the 1954 European Championships. The Italian won comfortably in a new Olympic record, despite wet and windy conditions. Róka closed fastest of all gaining almost a minute on Dordoni and Doležal, passing Rex Whitlock for bronze.

Melbourne, 24 Nov 1956

1,	Norman Read	NZL	4:30:42.8
2,	Yevgeniy Maskinskov	RUS URS	4:32:57.0
3,	John Ljunggren	SWE	4:35:02.0
4,	Abdon Pamich	ITA	4:39:00.0
5,	Antal Róka	HUN	4:50:09.0
6,	Ray Smith	AUS	4:56:08.0
7,	Adolf Weinacker	USA	5:00:16.0
8,	Albert Johnson	GBR	5:02:19.0

(Competitors: 21; Countries: 10)

Splits	10Km	20Km	30Km	40Km
Read	51:26	1:44:18	2:38:19	3:32:56
Maskinskov	51:21	1:42:16	2:35:50	3:32:09
Ljunggren	51:23	1:45:33	2:45:23	3:40:41
Pamich	51:25	1:44:07	2:41:41	3:42:09
Róka	53:25	1:48:34	2:46:46	3:48:45
Smith	51:36	1:46:57	2:47:35	3:51:13

Read had emigrated to New Zealand in 1954, and wrote to the British AAA asking permission to represent Great Britain in the Olympics, which was refused. He then won the Australian trials as a guest and earned selection for New Zealand. The fastest man in the field was Georgiy Klimov (URS) with 4:05:12, but Klimov withdrew just after 40Km while in third place, having used too much energy gaining four places in the previous 20Km. His teammate Maskinskov led by 47 seconds at 40Km, after holding a lead of almost two and-a-half minutes at 30Km. Read was closing fast, and passed the Russian at 42Km, going on to win by more than two minutes, with veteran Ljunggren third, well clear of future star Pamich, and Helsinki medallist Róka.

Rome, 7 Sep 1960

1,	Don Thompson	GBR	4:25:30.0OR
2,	John Ljunggren	SWE	4:25:47.0
3,	Abdon Pamich	ITA	4:27:55.4
4,	Aleksandr Shcherbina	UKRURS	4:31:44.0
5,	Tom Misson	GBR	4:33:03.0
6,	Alex Oakley	CAN	4:33:08.6
7,	Giuseppe Dordoni	ITA	4:33:28.8
8,	Zora Singh	IND	4:37:45.0

(Competitors: 39; Countries: 20)

Splits	10Km	20Km	30Km	40Km
Thompson	51:39	1:43:36	2:37:31	3:31:40
Ljunggren	52:30	1:44:45	2:38:05	3:31:46
Pamich	53:07	1:46:19	2:40:51	3:33:40
Shcherbina		1:44:36	2:38:29	3:33:46
Misson			2:43:29	3:37:25
Oakley	52:35	1:46:19	2:41:21	3:37:23
Dordoni	53:41			
Singh	51:24	1:43:28	2:41:18	3:37:31

Uniquely this race contained Olympic Champions from five consecutive Games, from 1948 to 1964. Don Thompson had collapsed in 1956 when in fifth place at the 45Km point. He trained for the 1960 Games by exercising in his bathroom with electric heaters on and a room temperature of 40°C to simulate conditions in Rome.

Zora Singh, the two Australians Noel Freeman and Ron Crawford, and Georgiy Klimov (URS) were the leaders through 20Km, but Freeman and Klimov were disqualified, and Crawford and Singh wilted in the heat, with the result that Thompson was in the lead by halfway. Ljunggren was his nearest rival, and the Swede, two days short of his 41st birthday, closed up on Thompson, catching him at 35Km. Thompson managed to get away, and eventually won by just 17 seconds, with Pamich third.

Tokyo, 18 Oct 1964

1,	Abdon Pamich	ITA	4:11:12.4OR
2,	Paul Nihill	GBR	4:11:31.2
3,	Ingvar Pettersson	SWE	4:14:17.4
4,	Burkhard Leuschke	GER/GDR	4:15:26.8
5,	Bob Gardiner	AUS	4:17:06.8
6,	Christoph Höhne	GER/GDR	4:17:41.6
7,	Anatoliy Vedyakov	RUSURS	4:19:55.8
8,	Kurt Sakowski	GER/GDR	4:20:31.0

(Competitors: 34; Countries: 19)

Splits	10Km	20Km	30Km	40Km
Pamich	48:12	1:37:33	2:27:56	3:19:16
Nihill	48:47	1:37:52	2:27:56	3:19:20
Pettersson	50:27	1:40:37	2:31:36	3:22:46
Leuschke	50:01	1:40:22	2:29:45	3:21:36
Gardiner	51:55	1:42:24	2:32:27	3:23:46
Höhne	48:35	1:37:46	2:28:24	3:20:43
Vedyakov	50:01	1:40:28	2:31:29	3:24:57
Sakowski	51:30	1:42:37	2:32:58	3:24:01

Hungarian-born Pamich, the European Champion, was expected to win, and went quickly to the front. Only Höhne and Nihill were able to stay close. The East German slipped back at halfway, and the Briton drew level with Pamich at 30Km. The Italian opened a gap of four seconds at 40Km, which was five seconds at 45Km and 19 seconds by the finish. Pettersson improved his best time by four minutes to finish in bronze medal position.

Mexico City, 17 Oct 1968

1,	Christoph Höhne	GDR	4:20:13.6
2,	Antal Kiss	HUN	4:30:17.0
3,	Larry Young	USA	4:31:55.4
4,	Peter Selzer	GDR	4:33:09.8

5,	Stig-Erik Lindberg	SWE	4:34:05.0
6,	Vittorio Visini	ITA	4:36:33.2
7,	Bryan Eley	GBR	4:37:32.2
8,	José Pedraza	MEX	4:37:51.4

(Competitors: 36; Countries: 19)

Splits	10Km	20Km	30Km	40Km
Höhne	50:59	1:43:53	2:35:57	3:26:24
Kiss	51:49	1:45:03	2:39:57	3:33:53
Young	52:27	1:46:39	2:41:45	3:34:41
Selzer	51:00	1:44:16	2:40:01	3:35:04
Lindberg	52:22	1:47:23	2:42:54	3:37:32
Visini	51:42	1:46:10	2:43:41	3:38:20
Eley	53:33	1:48:27	2:45:17	3:40:23
Pedraza	52:27	1:46:47	2:45:14	3:44:41

Having “blown up” in 1964, the 1967 World Cup winner Höhne was determined to rectify his Tokyo mistake. He, Paul Nihill and Gennadiy Agapov were the leaders, with Nihill holding a two second advantage at 20Km. Agapov had begun to fall back by 25Km and Nihill went in the next 5Km, both men eventually overcome by the heat and altitude. Höhne’s margin at 30Km was 1:53, by 40Km it was 4:58 and a whopping 10:03.4 by the finish, the largest margin in Olympic history. Kiss paced himself sensibly, and was able to hold off the unheralded Young, who scythed through the field in the last 20Km.

Munich, 3 Sep 1972

1,	Bernd Kannenberg	FRG	3:56:11.6OR(3:56:11.57)
2,	Veniamin Soldatenko	KAZURS	3:58:24.0
3,	Larry Young	USA	4:00:46.0
4,	Otto Barch	UKRURS	4:01:35.4
5,	Peter Selzer	GDR	4:04:05.4
6,	Gerhard Weidner	FRG	4:06:26.0
7,	Vittorio Visini	ITA	4:08:31.4
8,	Gabriel Hernández	MEX	4:12:09.0

(Competitors: 36; Countries: 18)

Splits	10Km	20Km	30Km	40Km
Kannenberg	45:55	1:32:59	2:20:03	3:07:52
Soldatenko	45:55	1:32:59	2:20:03	3:08:13
Young	47:32	1:35:08	2:21:58	3:09:45
Barch	47:10	1:35:40	2:23:49	3:11:49
Selzer	47:10	1:35:40	2:24:26	3:14:40
Weidner	47:24	1:35:58	2:25:01	3:15:53
Visini	47:10	1:35:48	2:24:06	3:15:27
Hernández	47:47	1:37:20	2:29:24	3:20:36

Soldatenko, the European Champion, and Kannenberg, who had produced the fastest ever time of 3:52:45 earlier in the year, were expected to battle for the gold. Kannenberg went to the front from the start, and Soldatenko stayed with him for 35Km before dropping back. In third at 20Km was Sergey Grigoryev (URS) who was 1:26 behind the leaders, but he was disqualified shortly after the 25Km mark. Larry Young started conservatively, as he had done in 1968, but had moved up from 11th at 10Km to third at 30Km. He repeated his bronze medal of Mexico City with the best time ever by an American. Kannenberg’s winning time was the third-best ever, and Soldatenko’s was the number five mark of all-time. The one major disappointment was Christoph Höhne. The defending champion had a rare off-day, finishing 14th in 4:20:44.

Montreal, 1976

Not held

Moscow, 30 Jul 1980

1,	Hartwig Gauder	GDR	3:49:24OR (3:49:23.4)
2,	Jordi Llopart	ESP	3:51:25
3,	Yevgeniy Ivchenko	BLRURS	3:56:32
4,	Bengt Simonsen	SWE	3:57:08

5,	Vyacheslav Fursov	RUS	URS	3:58:32
6,	José Marín	ESP		4:03:08
7,	Stanisław Rola	POL		4:07:07
8,	Willi Sawall	AUS		4:08:25

(Competitors: 27; Countries: 14)

Splits	10Km	20Km	30Km	40Km
Gauder	44:41	1:29:35	2:14:52	3:01:47
Llopart	45:11	1:29:35	2:16:23	3:03:17
Ivchenko	44:41	1:29:44	2:17:45	3:06:39
Simonsen	47:07	1:33:54	2:20:37	3:07:09
Fursov	45:15	1:29:44	2:18:19	3:08:08
Marín	45:11	1:31:11	2:18:48	3:11:04
Rola	47:53	1:35:10	2:22:51	3:13:05
Sawall	45:14	1:32:59	2:24:58	3:18:20

The attrition rate was high – with 12 of the 27 starters either failing to finish or disqualified. Hartwig Gauder and Yevgeniy Ivchenko set a fierce pace, passing 5Km in 22:45 with a group of eight walkers on their heels, but by 10Km the two leaders were 30 seconds up. European Champion Llopart, Mexicans Daniel Bautista and Raúl González, Boris Yakovlev (URS) and Dietmar Meisch (GDR) closed in at 20Km.

González then shared the lead with Gauder, and by 30Km the two were leading from Yakovlev, with a gap of 1:26 to Llopart and Meisch. Bautista had already retired, and Yakovlev suffered the same fate soon after. González broke shortly after 30Km and eventually dropped out after 40Km by which time he was almost 20 minutes behind Gauder. Both Yakovlev and Meisch were disqualified, and Gauder came home the winner by two minutes from Llopart, breaking Kannenberg's Olympic record by almost seven minutes.

Los Angeles, 11 Aug 1984

1,	Raúl González	MEX	3:47:26OR
2,	Bo Gustafsson	SWE	3:53:19
3,	Alessandro Bellucci	ITA	3:53:45
4,	Reima Salonen	FIN	3:58:30
5,	Raffaello Ducceschi	ITA	3:59:26
6,	Carl Schueler	USA	3:59:46
7,	Jordi Llopart	ESP	4:03:09
8,	José Pinto	POR	4:04:42

(Competitors: 31; Countries: 16)

Splits	10Km	20Km	30Km	40Km
González	46:02	1:31:12	2:16:24	3:01:50
Gustafsson	47:10	1:33:05	2:19:52	3:06:18
Bellucci	46:12	1:32:36	2:19:52	3:06:18
Salonen	47:45	1:35:11	2:25:28	3:13:24
Ducceschi	46:12	1:32:29	2:20:23	3:09:52
Schueler	47:48	1:35:42	2:23:45	3:11:39
Llopart	46:10	1:33:43	2:23:10	3:12:46
Pinto	47:33	1:34:10	2:22:13	3:13:00

González – five times the world's best 50Km man between 1977 and 1982 – was the man to beat, and was the fastest in the field with 3:46:41. Two non-participants – Ronald Weigel (3:43:25) and '80 winner Gauder (3:45:37) – had beaten him in that race. González was one of six sharing the lead at 20Km, but Martin Bermudez (MEX) and Erling Andersen (NOR) were disqualified. The 20Km specialists Damilano and LeBlanc failed to finish, and Ernesto Canto faded to place 10th.

Damilano was the last to drop, some 46 seconds behind González. The Mexican was left with a huge lead, and he won by nearly six minutes from Gustafsson, who got away from Bellucci in the last 3Km. At his fourth Olympics, González finally won the one title to have eluded him in his career.

Seoul, 30 Sep 1988

1,	Vyacheslav Ivanenko	RUS	URS	3:38:29OR
2,	Ronald Weigel	GDR		3:38:56
3,	Hartwig Gauder	GDR		3:39:45

4,	Aleksandr Potashov	BLR	URS	3:41:00
5,	José Marín	ESP		3:43:03
6,	Simon Baker	AUS		3:44:07
7,	Bo Gustafsson	SWE		3:44:49
8,	Raffaello Ducceschi	ITA		3:45:43

(Competitors: 42; Countries: 22)

Splits	10Km	20Km	30Km	40Km
Ivanenko	45:36	1:30:33	2:14:31	2:56:29
Weigel	45:36	1:30:33	2:14:31	2:56:32
Gauder	45:36	1:30:33	2:14:31	2:56:32
Potashov	45:36	1:30:33	2:14:31	2:56:43
Marín	45:36	1:30:33	2:14:31	2:56:43
Baker	45:46	1:30:33	2:15:12	2:58:22
Gustafsson	45:36	1:30:33	2:14:31	2:58:08
Ducceschi	45:36	1:30:33	2:14:31	2:58:48

The pace was set by veteran Martin Bermudez (MEX) and his teammate Hernan Andrade, with Andrade leading at 20Km by 14 seconds in 1:29:47. The pack was another half minute behind. Andrade was disqualified at 22Km, leaving Bermudez a minute ahead at halfway in 1:51:58. The pack began to increase their pace, and were just six seconds behind Bermudez (2:14:25) at 30Km. The Mexican was soon engulfed by the leaders, and eventually finished 15th in a solid 3:49:22.

Moscow winner Gauder, Weigel and Ivanenko then opened up a 30m gap, with Ivanenko taking a 10m lead at 40Km. The little (1.64/58Kg) Russian went away from the Germans in the last 10Km, producing a final 20Km of 1:23:58 to win by 27 seconds from Weigel, with Gauder third, well ahead of Potashov. The Russian summed up his position succinctly: "I am very satisfied."

Barcelona, 7 Aug 1992

1,	Andrey Perlov	RUS	EUN	3:50:13
2,	Carlos Mercenario	MEX		3:52:09
3,	Ronald Weigel	GER		3:53:45
4,	Valeriy Spitsyn	RUS	EUN	3:54:39
5,	Roman Mrázek	SVK	TCH	3:55:21
6,	Hartwig Gauder	GER		3:56:47
7,	Valentin Kononen	FIN		3:57:21
8,	Miguel Rodríguez	MEX		3:58:26

(Competitors: 42; Countries: 20)

Splits	10Km	20Km	30Km	40Km
Perlov	47:12	1:33:27	2:18:30	3:03:05
Mercenario	47:13	1:33:29	2:18:30	3:03:05
Weigel	47:14	1:33:29	2:18:32	3:04:46
Spitsyn	47:14	1:33:29	2:18:39	3:05:11
Mrázek	47:21	1:34:04	2:22:01	3:08:20
Gauder	47:15	1:33:54	2:21:16	3:07:43
Kononen	47:13	1:33:15	2:17:48	3:05:20
Rodríguez	47:14	1:33:29	2:18:31	3:06:15

Mercenario and Perlov, who had finished 1-2 in the 1991 World Cup, were considered the best walkers in the event. The field of 43 was still a group of 13 at 20Km, but by 30Km Finland's Valentin Kononen had broken away to lead by more than 40 seconds. He was caught by Korzeniowski, Perlov and Mercenario within 5Km, and just after 40Km Perlov broke away. He led by more than 40 seconds from Korzeniowski and Mercenario with 5Km to go, with Ronald Weigel nearly two minutes behind. Korzeniowski was disqualified not long after 45Km but was not stopped by officials until reaching the entrance to the stadium. Perlov, the European Champion, added another title with a winning margin of nearly two minutes over Mercenario, as Weigel picked up his third Olympic medal, a bronze, after two silvers.

Atlanta, 2 Aug 1996

1,	Robert Korzeniowski	POL		3:43:30
2,	Mikhail Shchennikov	RUS		3:43:46
3,	Valentí Massana	ESP		3:44:19

4,	Arturo Di Mezza	ITA	3:44:52
5,	Viktor Ginko	BLR	3:45:27
6,	Ignacio Zamudio	MEX	3:46:07
7,	Valentin Kononen	FIN	3:47:40
8,	Sergey Korepanov	KAZ	3:48:42

(Competitors: 51; Countries: 27)

Splits	10Km	20K	30K	40K
Korzeniowski	46:20	1:31:37	2:16:12	3:00:06
Shchennikov	46:44	1:32:14	2:16:48	3:00:34
Massana	45:44	1:31:10	2:16:12	3:00:07
Di Mezza	46:33	1:32:47	2:18:06	3:02:30
Ginko	46:20	1:31:38	2:16:11	3:00:13
Zamudio	46:20	1:31:38	2:16:13	3:00:07
Kononen	46:20	1:31:42	2:16:14	3:00:39
Korepanov	46:34	1:32:38	2:18:02	3:02:31

Valentí Massana, attempting to redeem himself after failing in the 20Km, led by 35 seconds at 10Km, and by 27 seconds at 20Km, before being caught by Korzeniowski, Ginko and Tim Berrett (CAN) just prior to 30Km. Four others were in contact, but by 40Km only Korzeniowski, Massana, Zamudio and Daniel Garcia (MEX) were together, with Viktor Ginko 25m back. Frequently disqualified in the past ('92 Olympics, '93 World Championships), Korzeniowski went clear with 7Km to go and managed to hold off Shchennikov, previously a 10 or 20Km specialist. The Russian gained 12 seconds in the last 10Km on Korzeniowski, catching Massana 2Km before the finish.

Sydney, 29 Sep 2000

1,	Robert Korzeniowski	POL	3:42:22
2,	Aigars Fadejevs	LAT	3:43:40
3,	Joel Sánchez	MEX	3:44:36
4,	Valentí Massana	ESP	3:46:01
5,	Nikolay Matyukhin	RUS	3:46:37
6,	Nathan Deakes	AUS	3:47:29
7,	Miguel Angel Rodriguez	MEX	3:48:12
8,	Roman Magdziarczyk	POL	3:48:17

(Entries 56; Countries: 30)

Splits	10Km	20Km	30Km	40Km	Halves
Korzeniowski	45:53	1:30:00	2:13:30	2:56:28	1:51:48/1:50:34
Fadejevs	45:54	1:30:00	2:13:30	2:57:24	1:52:38/1:51:02
Sánchez	45:55	1:30:01	2:13:32	2:56:29	1:51:49/1:52:47
Massana	46:00	1:30:49	2:15:23	2:59:59	1:53:03/1:52:58
Matyukhin	45:54	1:30:00	2:13:35	2:59:39	1:51:48/1:54:49
Deakes	45:54	1:30:01	2:13:31	2:57:16	1:51:50/1:55:39
Rodriguez	45:54	1:30:01	2:13:31	2:58:30	1:51:49/1:56:23
Magdziarczyk	45:58	1:31:06	2:16:53	3:02:31	1:53:53/1:54:24

Korzeniowski was endeavouring to become the first man to win two consecutive 50Km titles, and followed Sánchez closely until 40k when he surged away to win by over a minute from Fadejevs. The Latvian moved passed Sánchez in the later stages, but the Mexican was a clear winner of the bronze medal in a personal best time. Disqualifications were more rife in this event (with 8) than in the 20k, but less controversial. The winner became the first road walker to win a third Olympic gold.

Athens, 27 Aug 2004

1,	Robert Korzeniowski	POL	3:38:46
2,	Denis Nizhegorodov	RUS	3:42:50
3,	Aleksey Vayevodin	RUS	3:43:34
4,	Yu Chaohong	CHN	3:43:45
5,	Jesús Ángel García	ESP	3:44:42
6,	Roman Magdziarczyk	POL	3:48:11
7,	Grzegorz Sudol	POL	3:49:09
8,	Santiago Pérez	ESP	3:49:48

(Competitors: 54; Countries: 31)

Splits	10Km	20Km	30Km	40Km	Halves
Korzeniowski	44:48	1:27:54	2:10:57	2:53:42	1:49:18/1:49:28
Nizhegorodov	44:48	1:27:54	2:10:57	2:54:33	1:49:18/1:53:32
Voyevodin	44:57	1:29:25	2:13:45	2:58:31	1:51:29/1:52:05
Yu	44:49	1:27:54	2:10:58	2:56:26	1:49:19/1:54:26
García	44:58	1:29:25	2:13:51	2:59:43	1:51:30/1:53:12
Magdziarczyk	45:21	1:30:19	2:15:02	3:00:13	1:52:34/1:55:37
Sudol	45:22	1:30:26	2:15:28	3:01:19	1:53:01/1:56:08
Pérez	46:00	1:31:41	2:16:57	3:02:35	1:54:15/1:55:33

Even before the race began, Korzeniowski was widely regarded as the greatest walker of all-time. The race quickly developed into a battle between the quartet of Korzeniowski, Yu, Nizhegorodov and Deakes, fresh from his 20Km medal performance. The four stayed together until 30Km, when Korzeniowski began to apply the pressure. His next 5Km was 21:15, the fastest of the race, and he opened up a gap of 30 seconds over Nizhegorodov. Yu was another 20 seconds back, while Deakes dropped out. The Chinese contender fell back quickly and was overtaken for bronze by Voyevodin in the last 150m of the race. The gap between first and second was just under a minute at 40Km, 1:32 at 45Km, and more than four minutes by the finish. Korzeniowski's halves were a remarkably even 1:49:18/1:49:28. In winning the Pole became the first man other than field event athletes to win three consecutive individual gold medals. Over three Olympiads the Polish star had walked almost 260Km and won four golds in all.

Beijing, 22 Aug 2008

1,	Alex Schwazer	ITA	3:37:09OR
2,	Jared Tallent	AUS	3:39:27
3,	Denis Nizhegorodov	RUS	3:40:14
4,	Jesús Ángel García	ESP	3:44:08
5,	Erik Tysse	NOR	3:45:08
6,	Horacio Nava	MEX	3:45:21
7,	Yuki Yamazaki	JPN	3:45:47
8,	Rafał Fedaczyński	POL	3:46:51

Splits	10Km	20Km	30Km	40Km	Halves
Schwazer	44:40	1:27:39	2:10:39	2:54:36	1:49:00/1:48:09
Tallent	44:40	1:27:39	2:10:38	2:54:36	1:49:00/1:50:27
Nizhegorodov	44:39	1:27:38	2:10:39	2:54:36	1:49:01/1:51:13
García	46:12	1:31:01	2:15:36	2:59:36	1:53:18/1:50:50
Tysse	46:36	1:31:46	2:16:16	3:00:19	1:54:00/1:51:08
Nava	45:30	1:31:02	2:15:35	2:59:56	1:53:18/1:52:03
Yamazaki	44:40	1:29:14	2:13:29	2:58:57	1:51:18/1:54:29
Fedaczyński	47:44	1:33:55	2:18:52	3:03:05	1:56:28/1:50:23

The pre-Olympic leaders were world record breaker Nizhegorodov and Schwazer who had placed a frustrated third in the 2007 World Championships, after holding back on the advice of his coach. On this occasion Schwazer stayed in the lead pack of Nizhegorodov, Tallent, and Li Jianbo (CHN) until 40Km, by which time the Chinese walker had dropped back. The Italian broke away shortly after, moving 40 seconds clear by 45Km, and more than trebling that margin in the last 5Km. Tallent completed a Korzeniowski-like double to win silver six days after his 20Km bronze, while Nizhegorodov dropped one place from Athens. Behind him García and Tysse raced through the field, García having placed 11th at halfway, and Tysse 15th.

MEN'S 50 KILOMETRES WALK

The Best on Points

24	Robert Korzeniowski	POL	1996-1, 2000-1, 2004-1
21	John Ljunggren	SWE	1948-1, 1956-3, 1960-2
19	Abdon Pamich	ITA	1956-4, 1960-3, 1964-1

Most Placings in Top Eight

3	Ljunggren		
	Pamich		
	Hartwig Gauder	GDR/GER	1980-1, 1988-3, 1992-6
	Korzeniowski		

Most Appearances

5	Ljunggren		1948-1, 1952-9, 1956-3, 1960-2, 1964-16
	Pamich		1956-4, 1960-3, 1964-1, 1968-dnf, 1972-dq
	Jesús Ángel García	ESP	1992-10, 1996-dnf/, 2000-12, 2004-5, 2008-4
	Tim Berrett	CAN	1992-dq, 1996-10, 2000-dq, 2004-31, 2008-38

Men's 50 Kilometres Walk, continued

Placing Table

	G	S	B	4	5	6	7	8	M	Points
GER	3	1	2	3	1	5	-	1	6	78
URS/EUN	2	2	1	4	2	1	1	-	5	69
ITA	3	-	3	2	2	1	2	1	6	68
GBR	3	1	1	1	2	-	1	1	5	53
SWE	1	2	2	1	1	1	1	-	5	48
ESP	-	1	1	2	2	1	1	1	2	37
POL	3	-	-	-	-	1	2	2	3	33
MEX	1	1	1	-	-	2	1	3	3	32
RUS	-	2	2	-	1	-	-	-	4	30
AUS	-	1	-	-	1	3	-	1	1	21
LAT	-	2	1	-	-	-	-	-	3	20
USA	-	-	2	-	-	1	1	1	2	18
HUN	-	1	1	-	1	-	-	-	2	17
SUI	-	2	-	-	-	-	1	-	2	16
TCH	-	1	-	1	1	-	-	-	1	16
NOR	-	-	-	1	2	-	-	-	0	13
FIN	-	-	-	1	-	-	2	-	0	9
NZL	1	-	-	-	-	-	-	-	1	8
FRA	-	-	-	-	-	-	2	2	0	6
CHN	-	-	-	1	-	-	-	-	0	5
BLR	-	-	-	-	1	-	-	-	0	4
CAN	-	-	-	-	-	1	-	-	0	3
ROU	-	-	-	-	-	-	1	1	0	3
JPN	-	-	-	-	-	-	1	-	0	2
IND	-	-	-	-	-	-	-	1	0	1
KAZ	-	-	-	-	-	-	-	1	0	1
POR	-	-	-	-	-	-	-	1	0	1
Totals	17	17	17	17	17	17	17	17	51	612

Breakdown of GER placings:

GDR	2	1	1	1	1	-	-	-	4	38
GER	-	-	1	2	-	4	-	1	1	29
FRG	1	-	-	-	-	1	-	-	1	11
Totals	3	1	2	3	1	5	-	1	6	78

Breakdown of URS/EUN placings:

RUS	2	1	-	1	2	1	1	-	3	41
BLR	-	-	1	1	-	-	-	-	1	11
KAZ	-	1	-	-	-	-	-	-	1	7
KGZ	-	-	-	1	-	-	-	-	0	5
UKR	-	-	-	1	-	-	-	-	0	5
Totals	2	2	1	4	2	1	1	-	5	69

Breakdown of TCH placings:

CZE	-	1	-	1	-	-	-	-	1	12
SVK	-	-	-	-	1	-	-	-	0	4
Totals	-	1	-	1	1	-	-	-	1	16

excellent leg for Sweden, gaining one-and-a-half metres on Macintosh, but Sweden's changeover was so bad that Britain led by a metre after the exchange. Behind them Kern had started off too early and received the baton outside the zone, which caused Germany's eventual disqualification. Britain led Sweden by half a metre at the last exchange, with Germany two further metres behind. Rau, probably the best European of his era over 100m, ran a superb leg, failing to catch d'Arcy by centimetres.

Antwerp, 22 Aug 1920

1, (6)	United States	42.2WR
2, (2)	France	42.5e
3, (5)	Sweden	42.8e
4, (4)	Great Britain & Ireland	43.0e
5, (1)	Denmark	43.3e
6, (3)	Luxembourg	43.6e

(Competitors: 52; Countries: 13; Finalists: 24/6)

Teams

USA	Charles Paddock, Jackson Scholz, Loren Murchison, Morris Kirksey
FRA	René Lorain, René Tirard, René Murlon, Emile Ali-Khan
SWE	Agne Holmström, William Petersson (Björneman), Sven Malm, Nils Sandström
GBR	William Hill, Harold Abrahams, Denis Black, Victor d'Arcy
DEN	Henri Thorsen, Frithjof Andersen, August Sørensen, Marinus Sørensen
LUX	Jean Colbach, Paul Hammer, Jean Proess, Alex Servais

France and the USA won the heats, both clocking 43.0. In the final, the USA led off with Paddock, the 100m winner, and took an early lead. Their baton passing was inferior to that of the French, but their speed more than made up for it, and they ran out the winners by 3m in a new world record of 42.2, a tenth better than Germany's time from Stockholm.

Paris, 13 Jul 1924

1, (1)	United States	41.0=WR
2, (4)	Great Britain & NI	41.2
3, (2)	Netherlands	41.8
4, (6)	Hungary	42.0
5, (3)	France	42.2
(5)	Switzerland	DQ (r170.14)

(Competitors: 60; Countries: 15; Finalists: 24/6)

Teams

USA	Frank Hussey, Louis Clarke, Loren Murchison, Al Leconey
GBR	Harold Abrahams, Walter Rangeley, Lancelot Royle, William Nichol
NED	Jaap Boot, Harry Broos, Jan de Vries, Marinus van den Berghe
HUN	Ferenc Gerő, Lajos Kurunczy, László Muskát, Gusztáv Rózsahegy
FRA	Maurice Degrelle, Albert Heise, René Murlon, André Murlon
SUI	Karl Borner, Heinz Hemmi, Joseph Imbach, David Moriaud

Britain won the first heat in a world record 42.0, a time equalled in heat 3 by Holland, and barely missed by Switzerland (42.2) in the next race. The USA rounded out the six heats by demolishing the record with a time of 41.2, which they beat in the first semi-final with 41.0. The other semis were taken by Britain (41.8) and Switzerland (42.2).

In the final, Hussey led off well for the USA, and lost no more than 2m to the 100m champion, a margin which reduced slightly until the last changeover. The USA were more efficient with their baton change and LeConey had a small margin over Nichol which he extended to almost 2m to equal the world record of 41.0.

Amsterdam, 5 Aug 1928

1, (1)	United States	41.0=WR
2, (4)	Germany	41.2e
3, (2)	Great Britain & NI	41.8e

4 x 100 Metres Relay

1896-1908: not held

Stockholm, 9 Jul 1912

1, (2)	Great Britain & Ireland	42.4
2, (3)	Sweden	42.6
(1)	Germany	DQ (r170.14) (42.4)

(Competitors: 32; Countries: 8; Finalists: 12)

Teams

GBR	David Jacobs, Henry Macintosh, Victor d'Arcy, Willie Applegarth
SWE	Ivan Möller, Charles Luther, Thure Person, Knut Lindberg
GER	Otto Röhr, Max Herrmann, Erwin Kern, Richard Rau

There were six first-round heats, but four of them contained only one team. Sweden ran 43.6 in a solo effort, 0.1 quicker than the USA, Germany ran 43.6 for an easy win over Austria, and Hungary clocked 43.7 just edging France (43.8). The heat winners ran in three semi-finals: in the first the USA crossed the line in 42.2, well ahead of Britain (43.0), but were disqualified for passing the baton outside the changeover zone. Sweden then beat Hungary with a world's best 42.5 (to 42.9 for Hungary), while Germany won the last heat in an official world record of 42.3, well ahead of Canada (43.5).

In the final the first leg was even between Sweden and Britain, Möller doing particularly well to hold Applegarth who had led the 200m final at halfway, with Germany a metre behind. Luther ran an

4, (6)	France	42.0e
5, (5)	Switzerland	42.6e
(3)	Canada	DQ (dropped baton)
(Competitors: 52; Countries: 13; Finalists: 24/6)		

Teams

USA	Frank Wykoff, James Quinn, Charles Borah, Henry Russell
GER	Georg Lammers, Richard Corts, Hubert Houben, Helmut Körnig
GBR	Cyril Gill, Edward Smouha, Walter Rangeley, Jack London
FRA	André Cerbonney, Gilbert Auvergne, André Dufau, André Mourlon
SUI	Emmanuel Goldsmith, Willy Weibel, Adolf Meier, Alfred Sutter
CAN	Ralph Adams, John Fitzpatrick, George Hester, Percy Williams

The USA were fastest in the heats, running 41.2 in the final heat, with Canada (42.2) and France (41.8) the other heat winners. Germany had twice run 40.8 during 1928 – neither of which was ever ratified as a world record – and qualified easily in 42.0 behind France.

In the final the USA and Germany were evenly matched until the final changeover, when Körnig started too early and had to slow slightly to get the baton from Houben. By then Russell was clear, and he won by one and a half metres. Britain was third after London made up nearly 5m on Mourlon.

Los Angeles, 7 Aug 1932

			<u>Electric</u>
1, (1)	United States	40.0WR	(40.10)
2, (4)	Germany	40.9	
3, (2)	Italy	41.2	
4, (3)	Canada	41.3	
5, (5)	Japan	41.3	
6, (6)	Great Britain & NI	41.4	
(Competitors: 32; Countries: 8; Finalists: 24/6)			

Teams

USA	Bob Kiesel, Emmett Toppino, Hector Dyer, Frank Wykoff
GER	Helmut Körnig, Friedrich Hendrix, Erich Borchmeyer, Arthur Jonath
ITA	Giuseppe Castelli, Ruggero Maregatti, Gabriele Salviati, Edgardo Toetti
CAN	Percy Williams, James Brown, Harold Wright, Birchall Pearson
JPN	Takayoshi Yoshioka, Chuhei Nambu, Izuo Anno, Itaro Nakajima
GBR	Don Finlay, Stanley Fuller, Stanley Englehart, Ernest Page

The USA made things very clear in the heats with a time of 40.6 (40.61 on electric timing), which equalled Germany's world record, though the USA's time was unratified because of their performance the next day. Germany, winners of the other heat in 41.2 (41.22), were drawn in lane 4 in the final, with the USA in lane 1. Kiesel gave the USA a fine start, gaining 2m on veteran Körnig, and the USA steadily drew away to win by 9m in 40.0 to destroy the world record. Had the USA decided to use Metcalfe, Tolan and Simpson, their three fastest men, the time might have been nearer 39.5.

Berlin, 9 Aug 1936

			<u>Electrics</u>
1, (4)	United States	39.8WR	
2, (5)	Italy	41.1	(41.13)
3, (2)	Germany	41.2	(41.30)
4, (1)	Argentina	42.2	
5, (6)	Canada	42.7	
(3)	Netherlands	DQ (r170.13)	(41.28)
(Competitors: 60; Countries: 15; Finalists: 24/6)			

Teams

USA	Jesse Owens, Ralph Metcalfe, Foy Draper, Frank Wykoff
ITA	Orazio Mariani, Gianni Caldana, Elio Ragni, Tullio Gonnelli
GER	Wilhelm Leichum, Erich Borchmeyer, Erwin Gillmeister, Gerd Hornberger
ARG	Juan Lavenas, Antonio Sande, Carlos Hofmeister, Tomas Beswick
CAN	Sam Richardson, Bruce Humber, Lee Orr, Howard McPhee

NED	Tjeerd Boersma, Wijnand van Beveren, Christiaan Berger, Martinus Osendarp
-----	---

Originally, the US squad was to be composed of the men who placed third to sixth in the US Trials (Wykoff, Draper, Sam Stoller and Marty Glickman). When Owens and Metcalfe replaced Stoller and Glickman, a furor was caused as this was thought to be a move to appease the German's anti-semitic qualities. However, as the xenophobic Nazis hated blacks as much as Jews, this seems a tenuous argument at best. More likely, the US wanted the fastest squad possible. Their heat time seemed to bear out the team selection, equalling the world record of 40.0, more than a second ahead of Italy – the next quickest team.

In the final, Owens got the US off to a storming start, gaining 5m on the field, and each US member extended the lead, the reward being the first ever sub-40 second clocking. Italy won the battle for second place ahead of Germany, though Osendarp carried Holland across the line in third place, only to lose the bronze medal for dropping the baton 25m from the finish.

London, 7 Aug 1948

			<u>Adjusted</u>
1, (3)	United States	40.6	40.7
2, (4)	Great Britain & NI	41.3	41.5
3, (5)	Italy	41.5	41.8
4, (1)	Hungary	41.6	41.9
5, (6)	Canada	41.9	42.0
6, (2)	Netherlands	41.9	42.0
(Competitors: 60; Countries: 15; Finalists: 24/6)			

Differential

USA	0.00
GBR	0.71 behind
ITA	1.01
HUN	1.20
CAN	1.22
NED	1.27

Teams

USA	"Barney" Ewell, Lorenzo Wright, Harrison Dillard, Mel Patton
GBR	Jack Archer, John Gregory, Alastair McCorquodale, Ken Jones
ITA	Enrico Perucconi, Antonio Siddi, Carlo Monti, Michele Tito
HUN	Ferenc Tima, László Bartha, György Csányi, Béla Goldoványi
CAN	Don McFarlane, James O'Brien, Donald Pettie, Edward Haggis
NED	Jan Lammers, Jan Meijer, Gabe Scholten, Jo Zwaan

When Ed Conwell had to retire from the US team because of asthma, Lorenzo Wright, a member of the team in the long jump who had placed sixth in his Olympic trials 100m heat, was added to the squad. After the USA (41.1), Britain (41.4) and Holland (41.7) won the heats, the final saw Ewell gain over 2m on the opposition on the first leg, and the lead built up to nearly 5m when Dillard handed over to Patton. The 200m winner took the USA home by over 7m, with Britain 3m clear of Italy. The USA were then disqualified, but on review of film of the race it could be seen that the official mistook a line in the next lane outside for the end of the USA's passing zone, and the USA were rightfully awarded the gold.

Helsinki, 27 Jul 1952

			<u>Electrics</u>
1, (3)	United States	40.1	(40.26)
2, (4)	USSR	40.3	(40.58)
3, (5)	Hungary	40.5	(40.83)
4, (2)	Great Britain & NI	40.6	(40.85)
5, (7)	France	40.9	(41.10)
6, (6)	Czechoslovakia	41.2	(41.41)
(Competitors: 88; Countries: 22; Finalists: 24/6)			

Teams

USA	Dean Smith, Harrison Dillard, Lindy Remigino, Andy Stanfield
URS	Boris Tokarev/RUS, Levon Kalyayev/RUS, Levon Sanadze/GEO, Vladimir Sukharev/KGZ

HUN	László Zárandi, Géza Varasdi, György Csányi, Béla Goldoványi
GBR	McDonald Bailey, Willie Jack, John Gregory, Brian Shenton
FRA	Alain Porthault, Étienne Bally, Yves Camus, René Bonino
TCH	František Brož, Jiří David, Miroslav Horčic, Zdeněk Pospíšil

The USA were fastest in the preliminary rounds, clocking 40.3 (despite a horrible changeover between Dillard and Remigino) in the heats, and 40.4 in the semis. The USSR, 1950 European Champions, were second quickest with 40.7.

In the final Tokarev surprisingly led Smith, and with better changeovers the Soviets were ahead by a metre at halfway. Remigino caught Sanadze and Stanfield came out of the last baton pass slightly ahead of Sukharev. The best sprinter on view in Helsinki drew away to win by 3m. In view of the fact that the USA team uniquely contained three individual event gold medallists it was a tribute to the USSR teamwork that the Americans could not win by a larger margin from a team without any big name sprinters.

Melbourne, 1 Dec 1956

			<u>Electrics</u>
1, (6)	United States	39.5	(39.60)
2, (4)	USSR	39.8	(39.93)
3, (1)	Germany/FRG	40.3	(40.34)
4, (3)	Italy	40.3	(40.43)
5, (2)	Great Britain & NI	40.6	(40.74)
6, (5)	Poland	40.6	(40.75)

(Competitors: 72; Countries: 18; Finalists: 24/6)

<u>Teams</u>	
USA	Ira Murchison 10.8, Leamon King 9.2, Thane Baker 9.7, Bobby Morrow 9.8
URS	Leonid Bartenyev/UKR, Boris Tokarev/RUS, Yuriy Konovalov/KGZ, Vladimir Sukharev/KGZ
GER/FRG	Lothar Knörzer, Leo Pohl, Heinz Fütterer, Manfred Germar (all FRG)
ITA	Franco Galbiati, Giovanni Ghiselli, Luigi Gnocchi, Vincenzo Lombardo
GBR	Kenneth Box, Roy Sandstrom, David Segal, Brian Shenton
POL	Marian Foik, Janusz Jarzembowski, Edward Schmidt, Zenon Baranowski

The USA were fastest in the first two rounds with times of 40.5 (40.52) and 40.3 (40.34), though the USSR was only 0.02 slower in winning the second semi-final. Ira Murchison gave the USA a slight lead on the opening leg in the final. This was extended to 4m by Leamon King's electrifying leg, but the lead was dissipated by more than 2m because of a poor handover caused by Baker underestimating King's speed. Baker gained a little on Konovalov, and gave Morrow a 2m advantage over Sukharev at the changeover. Morrow, carrying a thigh injury, gained no more than a metre as the USA finished with a world record of 39.5 (39.60). The USSR set a European record of 39.8 (39.83), Germany overhauled Italy to take the bronze medal.

Rome, 8 Sep 1960

			<u>Electrics</u>
1, (5)	Germany/FRG	39.5=WR	(39.66)
2, (4)	USSR	40.1	(40.24)
3, (6)	Great Britain & NI	40.2	(40.32)
4, (3)	Italy	40.2	(40.33)
5, (2)	Venezuela	40.7	(40.83)
(1)	United States	DQ (r170.14)	(39.4) (39.60)

(Competitors: 78; Countries: 19; Finalists: 24/6)

<u>Teams</u>	
GER/FRG	Bernd Cullmann, Armin Hary, Walter Mahlendorf, Martin Lauer (all FRG)
URS	Gusman Kosanov/KAZ, Leonid Bartenev/UKR, Yuriy Konovalov/AZE, Edvin Ozolin/RUS
GBR	Peter Radford, David Jones, David Segal, "Nick" Whitehead
ITA	Armando Sardi, Pier Giorgio Cazzola, Salvatore Giannone, Livio Berruti

VEN	Clive Bonas, Lloyd Murad, Emilio Romero, Rafael Romero
USA	Frank Budd, Ray Norton, Stone Johnson, Dave Sime

The United States and Germany were the teams to watch after times of 39.7 by the USA in both rounds and a similar 39.7 after a world-record equalling 39.5 by Germany in the first round. The USA were slightly behind Germany as the lead-off men neared the first changeover. Frank Budd approached Norton, the latter started a fraction too soon, anxious to do well after his poor individual runs. He began to move away from Budd and almost stopped as his teammate yelled at him, but took over the baton beyond the zone. Norton flew down the back straight gaining on 100m winner Armin Hary, but another poor exchange sent Stone Johnson off 3m behind Mahlendorf, and Sime received the baton a metre behind the German team. Sime powered past Martin Lauer to cross the line half a metre ahead, but the team was then disqualified. Britain, who had made the final only when Nigeria were disqualified, were promoted to third behind the Soviet team, after a first changeover between Radford and Jones which seemed suspiciously similar to that of the USA.

Tokyo, 21 Oct 1964

			<u>Electrics</u>
1, (7)	United States	39.0WR	(39.06)
2, (6)	Poland	39.3	(39.36)
3, (2)	France	39.3	(39.36)
4, (4)	Jamaica	39.4	(39.49)
5, (8)	USSR	39.4	(39.50)
6, (5)	Venezuela	39.5	(39.53)
7, (3)	Italy	39.5	(39.54)
8, (1)	Great Britain & NI	39.6	(39.69)

(Competitors: 85; Countries: 21; Finalists: 32/8)

<u>Teams</u>	
USA	Paul Drayton, Gerry Ashworth, Richard Stebbins, Bob Hayes
POL	Andrzej Zieliński, Wiesław Maniak, Marian Foik, Marian Dudziak
FRA	Paul Genevay, Bernard Laidebeur, Claude Piquemal, Jocelyn Delecour
JAM	Pablo McNeill, Patrick Robinson, Lynworth Headley, Dennis Johnson
URS	Edvin Ozolin/RUS, Boris Zubov/RUS, Gusman Kosanov/KAZ, Boris Savchuk/UKR
VEN	Arquimedes Herrera, Lloyd Murad, Rafael Romero, Hortensio Fucil
ITA	Livio Berruti, Ennio Preatoni, Sergio Ottolina, Pasquale Giannattasio
GBR	Peter Radford, Ronald Jones, Menzies "Ming" Campbell, Lynn Davies

Italy were fastest in the heats with 39.7, as compared to 39.8 for the United States and France. The US team ran 39.5 in the semis, with six other teams on 39.6; both rounds featured Hayes making up 2-3m on the opposition for the American team. Both Trenton Jackson and Mel Pender were injured in Tokyo so 200m men Drayton and Stebbins were brought into the US lineup for the final.

Zieliński led on the first leg with Genevay and McNeill just behind, and Drayton, with a slight injury, half a metre back; this became 2m after a poor pass. Maniak and Foik kept Poland ahead of France and Jamaica, as the USA showed good speed but abject baton passing. Hayes took the baton in around fifth place, 3m behind Dudziak and Delecour. With virtually all eyes on him he swept past the field within 30m and kept going, winning by 3m in a world record 39.0. Times of 8.5 and 8.6 for Hayes' leg seem a little generous, as he made up 6m on a man who ran 10.52 in the individual event, suggesting a time in the order of 8.80-8.90 for his 100m ... similar to Carl Lewis's time in Barcelona 28 years later on a rather better surface. Hayes himself later asserted that had he run the individual 100m with the same alacrity as his relay leg, his time would have been less than 10 seconds.

Mexico City, 20 Oct 1968

			<u>Electrics</u>
1, (2)	United States	38.2WR	(38.24)
2, (1)	Cuba	38.3	(38.40)
3, (8)	France	38.4	(38.43)
4, (5)	Jamaica	38.4	(38.47)

5, (4)	GDR	38.6	(38.66)
6, (7)	FRG	38.7	(38.76)
7, (6)	Italy	39.2	(39.22)
8, (3)	Poland	39.2	(39.22)

(Competitors: 76; Countries: 19; Finalists: 32/8)

Teams

USA	Charlie Greene, Mel Pender, Ronnie Ray Smith, Jim Hines
CUB	Hermes Ramírez, Juan Morales, Pablo Montes, Enrique Figuerola
FRA	Gérard Fenouil, Jocelyn Delecour, Claude Piquemal, Roger Bambuck
JAM	Errol Stewart, Michael Fray, Clifton Forbes, Lennox Miller
GDR	Heinz Erbstößer, Hartmut Schelter, Peter Haase, Harald Eggers
FRG	Karl-Peter Schmidtke, Gert Metz, Gerhard Wucherer, Joachim Eigenherr
ITA	Sergio Ottolina, Ennio Preatoni, Angelo Sguazzero, Livio Berruti
POL	Wiesław Maniak, Edward Romanowski, Zenon Nowosz, Marian Dudziak

The altitude did wonders for the times. Cuba won the first heat from the USA – 38.7 to 38.8, both national records – with Greene leaving the USA more than 5m back on the first leg. Jamaica then equalled the world record with 38.6, and the GDR won the final heat in 38.9, equalling the European record. Later in the day Jamaica and the GDR improved to 38.3 (38.39), a new world record, and 38.7 (38.72), a European best. Cuba then edged the USA, 38.6 for both teams, with France third in 38.8, again national records for all teams. The normally well drilled Soviet team dropped the baton, after almost doing so in their heat.

In the final Charlie Greene was no longer hobbling, and the USA were in contact with Cuba and Jamaica, as both Caribbean teams had poor changeovers. Cuba showed better speed than the rest until the last changeover when Figuerola took over with 1.5m to spare over Hines. France were half a metre behind the USA. The technically proficient GDR team was in second place just ahead of the USA. Hines ran a scorching leg, almost certainly sub-9 seconds, to win by 2m from Cuba, while Bambuck just held off Miller, who lost only a metre to Hines. The first four teams crushed the pre-Olympic world record.

Munich, 10 Sep 1972

1, (1)	United States	38.19WR
2, (4)	USSR	38.50
3, (7)	FRG	38.79
4, (8)	Czechoslovakia	CZE 38.82
5, (6)	GDR	38.90
6, (5)	Poland	39.03
7, (3)	France	39.14
8, (2)	Italy	39.14

(Competitors: 109; Countries: 27; Finalists: 32/8)

Teams

USA	Larry Black 10.3, Robert Taylor 9.3, Gerald Tinker 9.4, Eddie Hart 9.25
URS	Aleksandr Kornelyuk/AZE 10.3, Vladimir Lovetskiy/BLR 9.5, Juris Silovs/LAT 9.6, Valeriy Borzov/UKR 9.21
FRG	Jobst Hirscht, Karl-Heinz Klotz, Gerhard Wucherer, Klaus Ehl
TCH (CZE)	Jaroslav Matoušek, Juraj Demeč, Jiří Kynos, Ludvík Bohman
GDR	Manfred Kokot, Bernd Borth, Hans-Jürgen Bombach, Siegfried Schenke
POL	Stanisław Wagner, Tadeusz Cuch, Jerzy Czerbniak, Zenon Nowosz
FRA	Patrick Bourbeillon, Jean-Pierre Gres, Gérard Fenouil, Bruno Cherrier
ITA	Vincenzo Guerini, Ennio Preatoni, Luigi Benedetti, Pietro Mennea 9.20

The USA were the only team to duck under 39 seconds in the heats, and proceeded to clock 38.54, the fastest time ever at low altitude, in the semi-finals. The team excluded Rey Robinson, with coach Stan Wright preferring Larry Black after his fine curve running in the 200m. Six of the teams in the final ran between 38.86 and 39.06 in the semi-finals, with Cuba unlucky not to qualify with 39.04 in the heat won by the USA.

In the final Black ran a fine opening leg, held by the explosive little Kornelyuk, and Taylor and Tinker – the latter a cousin of Black – opened up a 4m lead. The hoped for duel between Hart and Borzov was spoilt, and Hart came home the winner with a world record-equalling

38.2. Borzov gained half a metre on Hart but was never in a position to catch the Americans.

Montreal, 31 Jul 1976

1, (2)	United States	38.33
2, (1)	GDR	38.66
3, (7)	USSR	38.78
4, (3)	Poland	38.83
5, (4)	Cuba	39.01
6, (5)	Italy	39.08
7, (8)	France	39.16
8, (6)	Canada	39.47

(Competitors: 80; Countries: 20; Finalists: 32/8)

Teams

USA	Harvey Glance, Johnny Jones, Millard Hampton, Steve Riddick
GDR	Manfred Kokot, Jörg Pfeifer, Klaus-Dieter Kurrat, Alexander Thieme
URS	Aleksandr Aksinin/RUS, Nikolay Kolesnikov/RUS, Juris Silovs/LAT, Valeriy Borzov/UKR
POL	Andrzej Swierczyński, Marian Woronin, Bogdan Grzejszczak, Zenon Licznarski
CUB	Francisco Gómez, Alejandro Casañas, Hermes Ramírez, Silvio Leonard
ITA	Vincenzo Guerini, Luciano Caravani, Luigi Benedetti, Pietro Mennea
FRA	Jean-Claude Amoureux, Joseph Arame, Lucien Sainte-Rose, Dominique Chauvelot
CAN	Hugh Spooner, Marvin Nash, Albin Dukowski, Hugh Fraser

The Americans were keen to make up for not gaining any medal in the individual 100m, and were fastest in the heats (38.76) and semi-finals (38.51). In the final Glance was level with Kokot and Aksinin, before Jones blasted away from the opposition, passing well to Hampton with a 1.5m lead. Hampton ran the bend well, and sent Riddick away with a lead of 3m, which he increased slightly. Behind him, Thieme held off Borzov, who finished his career with his fifth Olympic medal.

Moscow, 1 Sep 1980

1, (6)	USSR	38.26
2, (1)	Poland	38.33
3, (2)	France	38.53
4, (5)	Great Britain & NI	38.62
5, (8)	GDR	38.73
6, (3)	Bulgaria	38.99
7, (7)	Nigeria	39.12
8, (4)	Brazil	39.54

(Competitors: 64; Countries: 16; Finalists: 32/8)

Teams

URS	Vladimir Muravyov/KAZ, Nikolay Sidorov/RUS, Aleksandr Aksinin/RUS, Andrey Prokofyev/RUS
POL	Krzysztof Zwoliński, Zenon Licznarski, Leszek Dunecki, Marian Woronin
FRA	Antoine Richard, Pascal Barré, Patrick Barré, Hermann Panzo
GBR	Mike McFarlane, Allan Wells, Cameron Sharp, Drew McMaster
GDR	Sören Schlegel, Eugen Ray, Bernhard Hoff, Thomas Munkelt
BUL	Pavel Pavlov, Vladimir Ivanov, Ivaylo Karanyotov, Petar Petrov
NGR	Hammed Adio, Kayode Elegbede, Samson Oyeledun, Peter Okodogbe
BRA	Milton de Castro, Nelson dos Santos, Katsuhiko Nakaya, Altevire de Araújo

Poland, the GDR and Cuba were considered co-favourites in the absence of the USA. In the heats Tomas González (CUB) set off too early, failing to get the baton from Silvio Leonard, who, sensing that this was his last opportunity for Olympic glory, showed his anguish by crying and beating his head against the track for a long time after the race. The Soviet Union won their heat in 38.68, and the GDR won the other heat in 38.65 from Poland (38.83).

The field was level at the first exchange in the final, but Eugen Ray took 2m out of the leading teams on the second leg, losing part of it when having to slow for late-starting Bernhard Hoff. Dunecki ran a