



















## Resultados Globais/Overall Results

Pos Peitor.	Corredor	Sexo	Ano	Clube	País	Cat.	20 K	Net	Bruto	Passo	Dif. 1º
Pos	Bib#	Runner	Gen.	YOB	Club	Country	20 K	Net	Gross	Pace	Dif. 1st

### Mulheres / Women

1	52	RUTI AGA	F / 1	1994	ETH		Sen-F / 1	1:05:50	1:09:14	<b>1:09:16</b>	03:16	
2	50	YMER WUDE AYALEW	F / 2	1987	ETH		Sen-F / 2	1:05:50	1:09:21	<b>1:09:23</b>	03:17	+0:00:07
3	58	LINET MASAI	F / 3	1989	KEN		Sen-F / 3	1:05:50	1:09:31	<b>1:09:33</b>	03:17	+0:00:18
4	57	EUNICE CHEBICII CHUMBA	F / 4	1993	BRN		Sen-F / 4	1:06:14	1:09:53	<b>1:09:55</b>	03:18	+0:00:39
5	55	SARA MOREIRA	F / 5	1985	POR		Sen-F / 5	1:06:35	1:10:16	<b>1:10:17</b>	03:19	+0:01:02
6	60	CLEMENCE CALVIN	F / 6	1990	FRA		Sen-F / 6	1:07:42	1:11:15	<b>1:11:17</b>	03:22	+0:02:02
7	54	JELENA PROKOPCUKA	F / 7	1976	LAT		Sen-F / 7	1:08:02	1:11:43	<b>1:11:44</b>	03:23	+0:02:29
8	61	DOMINIKA NAPIERAJ	F / 8	1991	POL		Sen-F / 8	1:08:28	1:12:05	<b>1:12:07</b>	03:24	+0:02:51
9	59	BEATA NANDJALA NAIGAMBO	F / 9	1980	NAM		Sen-F / 9	1:08:50	1:12:42	<b>1:12:44</b>	03:26	+0:03:29
10	56	FATNA MARAOUI	F / 10	1977	ITA		Sen-F / 10	1:09:57	1:13:50	<b>1:13:52</b>	03:29	+0:04:36
11	51	KOREN YAL	F / 11	1987	ETH		Sen-F / 11	1:09:33	1:13:56	<b>1:13:58</b>	03:30	+0:04:42
12	53	ANA DULCE FÉLIX	F / 12	1982	POR		Sen-F / 12	1:11:05	1:15:06	<b>1:15:07</b>	03:33	+0:05:52
13	68	LEONOR CARNEIRO	F / 13	1978	POR		Sen-F / 13	1:12:59	1:16:49	<b>1:16:51</b>	03:38	+0:07:35
14	63	CARLA MARTINHO	F / 14	1976	POR		Sen-F / 14	1:12:59	1:16:52	<b>1:16:54</b>	03:38	+0:07:38
15	64	VERA NUNES	F / 15	1980	POR		Sen-F / 15	1:13:03	1:16:58	<b>1:17:00</b>	03:38	+0:07:45
16	62	MÓNICA SILVA	F / 16	1983	POR		Sen-F / 16	1:13:51	1:18:08	<b>1:18:10</b>	03:42	+0:08:54
17	65	ANITA KAZEMAKA	F / 17	1990	LAT		Sen-F / 17	1:15:49	1:19:46	<b>1:19:48</b>	03:46	+0:10:33
18	67	CELMA BONFIM	F / 18	1977	STP		Sen-F / 18	1:15:30	1:19:48	<b>1:19:49</b>	03:46	+0:10:34

## Resultados Globais/Overall Results

Pos Peitor.	Corredor	Sexo	Ano	Clube	País	Cat.	20 K	Net	Bruto	Passo	Dif. 1°
Pos	Bib#	Runner	Gen.	YOY	Club	Country	20 K	Net	Gross	Pace	Dif. 1st

### Homens / Men

1	1	SAMMY KIROP KITWARA	M / 1	1986	KEN		Sen-M / 1	0:56:38	0:59:44	<b>0:59:47</b>	02:49	
2	2	KENETH KIPROP KIPKEMOI	M / 2	1984	KEN		Sen-M / 2	0:56:49	1:00:03	<b>1:00:05</b>	02:50	+0:00:19
3	4	PAUL LONYANGATA	M / 3	1993	KEN		Sen-M / 3	0:56:57	1:00:09	<b>1:00:11</b>	02:51	+0:00:25
4	22	EMMANUEL KIPSANG	M / 4	1991	KEN		Sen-M / 4	0:56:57	1:00:12	<b>1:00:14</b>	02:51	+0:00:27
5	3	LEONARD KOMON	M / 5	1988	KEN		Sen-M / 5	0:58:00	1:01:28	<b>1:01:30</b>	02:54	+0:01:44
6	13	MOSES KIBET	M / 6	1991	UGA		Sen-M / 6	0:58:08	1:01:36	<b>1:01:37</b>	02:55	+0:01:51
7	8	STEPHEN ARITA	M / 7	1998	KEN		Sen-M / 7	0:58:22	1:01:46	<b>1:01:48</b>	02:55	+0:02:01
8	5	EMMANUEL BETT	M / 8	1985	KEN		Sen-M / 8	0:59:14	1:02:34	<b>1:02:37</b>	02:57	+0:02:50
9	7	GOITOM KIFLE	M / 9	1990	ERI		Sen-M / 9	0:59:15	1:02:37	<b>1:02:39</b>	02:58	+0:02:53
10	23	AYELE BETESFA	M / 10		ETH		Sen-M / 10	0:59:25	1:02:46	<b>1:02:48</b>	02:58	+0:03:02
11	10	JOHN KIPKOECH	M / 11	1991	KEN		Sen-M / 11	0:59:23	1:02:51	<b>1:02:53</b>	02:58	+0:03:06
12	12	PETER EMASE LEMUYA	M / 12	1993	KEN		Sen-M / 12	1:00:11	1:03:41	<b>1:03:43</b>	03:01	+0:03:57
13	11	KEVIN KOCHEI	M / 13	1989	KEN		Sen-M / 13	1:00:53	1:04:17	<b>1:04:19</b>	03:02	+0:04:33
14	15	FRANK CALDEIRA	M / 14		BRA		Sen-M / 14	1:01:06	1:04:24	<b>1:04:25</b>	03:03	+0:04:39
15	46	PAULO PAULA	M / 15	1979	BRA		Sen-M / 15	1:01:06	1:04:24	<b>1:04:26</b>	03:03	+0:04:40
16	39	SAMUEL BARATA	M / 16	1993	POR		Sen-M / 16	1:01:24	1:04:39	<b>1:04:41</b>	03:03	+0:04:54
17	24	IVAN FERNANDEZ	M / 17	1988	ESP		Sen-M / 17	1:01:15	1:04:43	<b>1:04:45</b>	03:04	+0:04:59
18	29	JOSÉ MOREIRA	M / 18	1980	POR		Sen-M / 18	1:01:24	1:04:45	<b>1:04:47</b>	03:04	+0:05:00
19	27	PEDRO RIBEIRO	M / 19	1981	POR		Sen-M / 19	1:01:29	1:04:57	<b>1:04:58</b>	03:04	+0:05:12
20	21	KIBROM GHEBREZGIABHIER	M / 20	1987	ERI		Sen-M / 20	1:03:11	1:06:34	<b>1:06:36</b>	03:09	+0:06:50
21	14	RAFAEL IGLESIAS	M / 21	1979	ESP		Sen-M / 21	1:03:09	1:06:51	<b>1:06:53</b>	03:10	+0:07:07
22	17	RUI TEIXEIRA	M / 22	1982	POR		Sen-M / 22	1:03:40	1:07:19	<b>1:07:20</b>	03:11	+0:07:34
23	38	DAVITI KHARAZISHVIL	M / 23	1992	GEO		Sen-M / 23	1:03:57	1:07:29	<b>1:07:30</b>	03:11	+0:07:44
24	35	JORGE VARELA	M / 24	1980	POR		Sen-M / 24	1:04:13	1:07:39	<b>1:07:42</b>	03:12	+0:07:55
25	6	AMANUEL MESEL	M / 25	1990	ERI		Sen-M / 25	1:04:03	1:07:45	<b>1:07:47</b>	03:12	+0:08:01
26	31	HÉLIO FUMO	M / 26	1983	POR		Sen-M / 26	1:04:24	1:08:02	<b>1:08:04</b>	03:13	+0:08:18
27	3021	DAN NASH	M / 27	1994	GBR		Sen-M / 27	1:04:30	1:07:57	<b>1:08:09</b>	03:13	+0:08:23
28	30	MIGUEL RIBEIRO	M / 28	1987	POR		Sen-M / 28	1:04:46	1:08:38	<b>1:08:39</b>	03:15	+0:08:53
29	345	RICARDO RIBAS	M / 29	1977	POR		M35 / 1	1:05:24	1:08:54	<b>1:08:54</b>	03:15	+0:09:07
30	388	AUGUSTO COSTA	M / 30	1969	POR		M45 / 1	1:05:25	1:08:55	<b>1:08:55</b>	03:15	+0:09:08
31	43	ADILSON SPENCER	M / 31	1979	CPV		Sen-M / 29	1:05:36	1:09:15	<b>1:09:17</b>	03:16	+0:09:31
32	682	JONATHAN BILLAUD	M / 32	1990	FRA		Sen-M / 30	1:05:35	1:09:14	<b>1:09:18</b>	03:16	+0:09:32
33	1012	RICARDO FIGUEIREDO	M / 33	1989	POR		Sen-M / 31	1:05:42	1:08:34	<b>1:09:20</b>	03:14	+0:09:33
34	37	ARGO JOESOO	M / 34	1988	EST		Sen-M / 32	1:05:49	1:09:25	<b>1:09:27</b>	03:17	+0:09:40
35	590	JOÃO ANTUNES	M / 35	1989	POR		Sen-M / 33	1:06:33	1:10:21	<b>1:10:25</b>	03:20	+0:10:39
36	656	LUIS COELHO	M / 36	1973	POR		M40 / 1	1:06:45	1:09:48	<b>1:10:33</b>	03:18	+0:10:47
37	647	LUIS RAÇÕES	M / 37	1976	POR		M40 / 2	1:06:50	1:10:00	<b>1:10:45</b>	03:19	+0:10:59
38	683	NADER JABER	M / 38	1990	LIB		Sen-M / 34	1:07:10	1:10:50	<b>1:10:52</b>	03:21	+0:11:06
39	10044	JOÃO CRUZ	M / 39	1985	POR		Sen-M / 35	1:07:10	1:10:43	<b>1:10:53</b>	03:21	+0:11:06